

Executive Offices and Training Facility

13655 Broncos Parkway • Englewood, CO 80112
 Telephone: (303) 649-9000 • FAX: (303) 649-9354 • PR FAX: (303) 649-0562
 www.DenverBroncos.com

Media Relations

Jim Saccomano, Vice President of Public Relations: (303) 649-0572 • saccomanoj@broncos.nfl.com
Paul Kirk, Director of Media Relations: (303) 649-0503 • kirkp@broncos.nfl.com
Mark Cicero, Media Information Coordinator: (303) 649-0512 • cicero@broncos.nfl.com
Rebecca Villanueva, Media Services Coordinator: (303) 649-0598 • villanuevar@broncos.nfl.com
 www.DenverBroncos.com/mediaroom

INVESCO Field at Mile High

1701 Bryant St. • Denver, CO 80204

Broncos Ticket Office	Broncos Marketing Department	Stadium Management Co.
Suite 100	Suite 900	Suite 700
(720) 258-3333	(720) 258-3100	(720) 258-3000

2002 DENVER BRONCOS SCHEDULE

(all times local at site)

PRESEASON

Wk.	Day	Date	Opponent	Site	Time	TV
1	Sat.	Aug. 10	at Chicago	University of Illinois, Champaign	7:00 p.m. CDT	KUSA
2	Mon.	Aug. 19	SAN FRANCISCO	INVESCO Field at Mile High	6:00 p.m. MDT	ABC
3	Sat.	Aug. 24	at Arizona	Sun Devil Stadium	7:00 p.m. MST	KUSA
4	Thur.	Aug. 29	SEATTLE	INVESCO Field at Mile High	7:00 p.m. MDT	KUSA

REGULAR SEASON

Wk.	Day	Date	Opponent	Site	Time	TV
1	Sun.	Sept. 8	ST LOUIS	INVESCO Field at Mile High	2:15 p.m. MDT	FOX
2	Sun.	Sept. 15	at San Francisco	S.F. Stadium at Candlestick Point	1:15 p.m. PDT	CBS
3	Sun.	Sept. 22	BUFFALO	INVESCO Field at Mile High	2:05 p.m. MDT	CBS
4	Mon.	Sept. 30	at Baltimore	Ravens Stadium	9:00 p.m. EDT	ABC
5	Sun.	Oct. 6	SAN DIEGO	INVESCO Field at Mile High	2:05 p.m. MDT	CBS
6	Sun.	Oct. 13	MIAMI	INVESCO Field at Mile High	6:30 p.m. MDT	ESPN
7	Sun.	Oct. 20	at Kansas City	Arrowhead Stadium	12:00 p.m. CDT	CBS
8	Sun.	Oct. 27	at New England	CMGI Field	4:15 p.m. EST	CBS
9				BYE WEEK		
10	Mon.	Nov. 11	OAKLAND	INVESCO Field at Mile High	7:00 p.m. MST	ABC
11	Sun.	Nov. 17	at Seattle	Seahawks Stadium	1:15 p.m. PST	CBS
12	Sun.	Nov. 24	INDIANAPOLIS	INVESCO Field at Mile High	6:30 p.m. MST	ESPN
13	Sun.	Dec. 1	at San Diego	Qualcomm Stadium	1:05 p.m. PST	CBS
14	Sun.	Dec. 8	at New York Jets	Giants Stadium	4:15 p.m. EST	CBS
15	Sun.	Dec. 15	KANSAS CITY	INVESCO Field at Mile High	2:05 p.m. MST	CBS
16	Sun.	Dec. 22	at Oakland	Network Associates Coliseum	1:15 p.m. PST	CBS
17	Sun.	Dec. 29	ARIZONA	INVESCO Field at Mile High	2:15 p.m. MST	FOX

ON THE COVER

Appearing on the cover of the 2002 Denver Broncos Media Guide is a photograph of "The Broncos," a gift to the people of Colorado from Broncos President and CEO Pat Bowlen and the Bowlen family. The sculpture is located on the South side of INVESCO Field at Mile High. Created in Florence, Italy, by world-renowned sculptor Sergio Benvenuti, this sculpture consists of five broncos, one mare and one colt. The seven horses are 1-1/2 times life-size and depict horses running uphill in an alpine mountain setting so that the sculpture looks like a snapshot in time. The water feature, which resembles a raging stream, pumps 850 gallons per minute and is slightly heated so that in the winter, steam will rise from the stream as it does in nature. Special lighting highlights and illuminates the sculpture at night. This magnificent sculpture was dedicated and unveiled Aug. 8, 2001. *Photo by Steve Crecelius of Wonderworks.*

DENVER BRONCOS
2002
MEDIA GUIDE

INDEX

Alumni Council	3	Overtime Games	332
Attendance Marks	445	Television Games	332
Biographies Index	4	Year-by-Year Final Record	384
Broncos in the Community	580	Retired Numbers	516
Broncos Name Origin	161	Ring of Fame Member Profiles	518
Cheerleaders	585	Rosters:	
Coaching Records, Year-by-Year	443	All-Time Broncos (Alphabetical)	550
Cold Weather Games	596	All-Time Broncos (Numerical)	563
Directory	2	All-Time Coaches	444
Draft Choices, All-Time	536	2002 Breakdown by Position	305
Free Agents Signed/Lost, 1989-2002	541	2002 Rookie and First-Year	308
Hall of Fame Broncos	549	2002 Veterans	306
Highlight Video Information	603	Schedules:	
Historical Highlights	570	Broncos 2002	IFC
Honors and Awards, All-Time Individual	510	2002 Opponent Capsules	605
Honors and Awards, 2001	270	NFL Regular Season	611
How the Broncos Are Built	309	NFL Postseason	614
Last Time	265	NFL Preseason	613
Mascot	586	NFL Interconference games	614
Media Information	602	Series Scores vs. Opponents	328
Medical Glossary	597	Service with Broncos	452
Monday Night Games	332	Stadium Information:	
Most Valuable Player Awards (Broncos team)	515	INVESCO Field at Mile High	587
National Football League		Broncos Stadium History	592
2001 Standings	594	Staff Photos	44
Player Personnel Dates	604	Starting Lineups, All-Time	378
Public Relations Directors	610	Starters, 2001 Game-by-Game	256
Super Bowl/Conference Championship Scores	595	Statistics:	
Paul D. Bowlen Memorial Broncos Centre	5	2001 Individual Game-by-Game	258
Playing Field Diagram	600	2001 Team Game-by-Game	254
Postseason Game Summaries	386	2001 Game Summaries/Stats	272
Pro Bowl Broncos	514	2001 Regular Season Individual and Team	246
Pronunciation Guide	305	2001 Preseason Individual and Team	249
Radio Network	593	2001 Participation	257
Records — Regular Season		2001 Single-Game Highs	251
Broncos Individual	453	Leaders Year by Year	448
Broncos Team	468	Team Offense and Defense Year-by-Year	446
Opponent Individual	483	Year-by-Year Final Statistics	336
Opponent Team	486	Super Bowl Future Sites	596
Outstanding Individual Performances	502	Television Games, 2002	616
Records — Postseason		Ticket Sales, All-Time	445
Broncos Individual	491	Trades, All-Time	542
Broncos Team	497	Training Camp Sites, All-Time	596
Results:		Transactions, 2001-02	546
2001 Season	246	Vince Lombardi Trophy	230
All-Time Game-by-Game	311	What to Look For in 2002	53
Artificial Turf Record	596	Winning Tradition	50
Miscellaneous Record Breakdowns	333		

CREDITS

The 2002 Denver Broncos media guide has been produced to assist members of the media in their coverage of the Broncos. The guide was produced by the club's media relations department, under the direction of Vice President of Public Relations Jim Saccomano. Information contained herein was compiled by the current and previous media relations staffs. ©2002 Denver Broncos Football Club. Writing, layout, design and editing by Director of Media Relations Paul Kirk using QuarkXPress™ desktop publishing applications on a Macintosh computer system. Editorial assistance provided by Saccomano, media services coordinator Rebecca Villanueva and Richard Stewart. Additional thanks to Joe Cronin and John Turney for their extensive statistical research. Printing by A.B. Hirschfeld Press, Denver, Colo. Photography and scans by Rich Clarkson & Associates. Photographers: Rich Clarkson, Eric Bakke, David Gonzales, Ryan McKee, Jamie Schwaberow and Brett Wilhelm. Additional photo credit to Wayne Paulo/Photo-Stock. Special thanks to Kenn Rust of Rust Graphics. *Please see pages 602-603 for complete media services information.*

BRONCOS DIRECTORY

Denver Broncos Football Club
13655 Broncos Parkway, Englewood, CO 80112

Telephone..... (303) 649-9000
Ticket Office..... (720) 258-3333
Marketing Department..... (720) 258-3100
Stadium Management Company..... (720) 258-3000
Internet Address..... www.denverbroncos.com
Home Stadium..... INVESCO Field at Mile High (76,125)
Colors..... Orange and Broncos Navy Blue
Conference..... American Football Conference (Western Division)



OWNERSHIP

Pat Bowlen.....President and Chief Executive Officer
Lisa Williams.....Exec. Asst. to President & CEO
Yolanda Saltus.....Executive Assistant

BOARD OF DIRECTORS

Pat Bowlen.....Chairman of the Board
Bill Bowlen.....Board Member
John Bowlen.....Board Member
Bill Britton.....Board Member
Tim Guard.....Board Member
Jeff Harman.....Board Member
Fred Hemmings.....Board Member
John Jagger.....Board Member

EXECUTIVE STAFF

EXECUTIVE VICE PRESIDENT OF FOOTBALL OPERATIONS / HEAD COACH

Mike Shanahan....Exec. V.P. of Football Operations/Head Coach
Cindi Lowe.....Secretary to Head Coach

EXECUTIVE VICE PRESIDENT OF BUSINESS OPERATIONS

Joe Ellis.....Executive Vice President of Business Operations
Elaine Woodworth....Exec. Asst. to Exec. V.P. of Business Operations

GENERAL MANAGER

Ted Sundquist.....General Manager
Pam Papsdorf.....Assistant to the General Manager

CHIEF FINANCIAL OFFICER

J. Allen Fears.....Chief Financial Officer
Sherry Zoltay.....Insurance Admin./Exec. Asst. to C.F.O.

GENERAL COUNSEL

Rich Slivka.....General Counsel
Diane Nelson.....Executive Assistant to General Counsel

VICE PRESIDENTS

Jim Saccomano.....Vice President of Public Relations
Bill Harpole.....Vice President of Operations
Rick Nichols...Vice Pres. of Ticket Operations/Business Devel.
Greg Carney.....Vice President of Marketing

BOWLEN SPORTS, INC.

Jim Schafer.....Assistant to the President
Veronica Ibarra.....Executive Assistant

FOOTBALL STAFF

COACHING STAFF

Jacob Burney.....Defensive Line
Frank Bush.....Special Teams
Larry Coyer.....Linebackers
Rick Dennison.....Offensive Line
Karl Dorrell.....Wide Receivers
George Dyer.....Assistant to Head Coach
Alex Gibbs.....Assistant Head Coach/Offensive Line
David Gibbs.....Secondary
Gary Kubiak.....Offensive Coordinator/Quarterbacks
Anthony Lynn.....Special Teams Assistant
Pat McPherson.....Offensive Assistant
Keith Millard.....Asst. Defensive Line/Pass Rush Specialist
Ron Milus.....Nickel Backs
Brian Pariani.....Tight Ends
Ray Rhodes.....Defensive Coordinator
Greg Saporta.....Assistant Strength and Conditioning
Cedric Smith.....Assistant Strength and Conditioning
Bobby Turner.....Running Backs
Rich Tuten.....Strength and Conditioning
Steve Watson.....Defensive Assistant
Dixie Greer.....Asst. Coaches Secretary/Video Department

FOOTBALL OPERATIONS

Neal Dahlen.....Director of Football Administration
Rick Smith.....Director of Pro Personnel
Jim Goodman.....Director of College Scouting
Bob Beers.....College Scout
Scott DiStefano.....College Scout
Cornell Green.....College Scout
Ed Lambert.....College Scout
Greg Miller.....College Scout
Dan Rambo.....College Scout
Dale Strahm.....College Scout
Chris Trulove.....Pro Scout
Mike Bluem.....Coordinator of Football Administration
Dave Bratten.....Player Personnel Administrator
Fred Fleming.....Pro Scouting/Director of Special Services
Betsy Klein.....Exec. Dir. of Player & Organizational Development

MEDICAL STAFF

Steve Antonopoulos.....Head Athletic Trainer
Jim Keller.....Assistant Trainer
Corey Oshikoya.....Assistant Trainer
Dr. Richard Hawkins.....Team Physician
Dr. Arthur Ziporin.....Team Physician
Dr. Ted Schlegel.....Team Physician
Dr. Martin Boublik.....Team Physician

EQUIPMENT

Doug West.....Equipment Manager
Ronnie Bill.....Assistant Equipment Manager
Chris Valenti.....Assistant Equipment Manager

VIDEO

Kent Erickson.....Director of Football Technology
Gary McCune.....Video Operations Manager
Steve Boxer.....Video Assistant
Mike Mascenik.....Video Assistant

BUSINESS STAFF

MEDIA RELATIONS

Paul Kirk.....Director of Media Relations
Mark Cicero.....Media Information Coordinator
Rebecca Villanueva.....Media Services Coordinator

COMMUNITY DEVELOPMENT

Cindy Galloway.....Sr. Director of Community Development
Steve Sewell.....Director of Community Outreach
Pamela Krotchko.....Manager, Denver Broncos Charities Fund
Lee Carpenter.....Community Development Coordinator
Kristi Nichols.....Broncos Charities
Billy Thompson.....Director of Alumni Relations

FINANCE

Jo Bidwell.....Senior Director of Financial Accounting
Dianne Sehgal.....Controller
Patti Barban.....Staff Accountant
Roberta Best.....Accounts Payable
Sheila Thomas.....Payroll/Human Resources Manager
Kelly Trimble.....Manager of Travel Services

INFORMATION SYSTEMS

Rick Schoenhals.....Director of Information Technology
Gary Kalika.....System Manager
Chris Newman.....Network Administrator
Lisa Cavalli.....Technology Support Specialist
Erik Towt.....Network Technician

MARKETING

Michael Young.....Senior Director of Special Projects
Steve Harbula.....Director of Marketing Communications
Brady Kellogg.....Manager, Corporate Partnerships
Amy Maroff.....Manager, Corporate Partner Services
Derek Thomas.....Manager, Marketing Partnerships
Niambi Nicholes.....Publications Coordinator
Lynn Rosen.....Coordinator, Special Events and Entertainment
Sandy Bretzlauf.....Coordinator, Marketing Partnerships
Mike Sarro.....Interactive Content Coordinator
Joel Darby.....Mascot Coordinator
Heather Salazar.....Receptionist

CHEERLEADERS

Teresa Schroeder.....Director of Cheerleaders
Shelly Trujillo.....Assistant Director, Cheerleaders
Shawna Peters.....Director of Junior Cheerleaders

OPERATIONS

Chip Conway.....Director of Operations
Kirt Horiuchi.....Operations Assistant
Anthony Norman.....Operations Assistant
Troy Smith.....Turf Manager
Wes Conway.....Assistant Turf Manager
Bret Baird.....Assistant Turf Manager
Maeve Drake.....Receptionist

TICKET OPERATIONS

Kirk Dyer.....Ticket Manager
Rick Peart.....Ticket Office Coordinator
Clark Wray.....Box Office Supervisor
Steven Wheeler.....Premium Seat Representative
Rocko DeLuca.....Premium Seat Representative
Jason Racette.....Premium Seat Representative
Derek Marlin.....Premium Seat Representative
Mike Vasquez.....Ticket Assistant
Bernadette Pinnecoose.....Ticket Assistant
Jason Strauss.....Ticket Assistant



Mac Freeman.....Vice President of Stadium Operations
Andy Gorchov.....Director of Events
Lorraine Spargo.....Director of Premium Seat Sales
Gail Stuckey.....Director of Operations
Fred Krebs.....Controller
Ken Allen.....Chief Engineer
Patty Albertson.....Special Events Manager
John Karpan.....Operations Manager
Scott Bliet.....Security Manager
Ross Kurcab.....Turf Manager
Law Thyne.....Events Manager
Jeff Nethery.....Parking Services Manager
Wayne Bottom.....Assistant Chief Engineer
Pat Jordan.....A/V Services Manager
Rick Seifert.....Communications Manager
Andre Burton.....Assistant Security Manager
Brooks Dodson.....Assistant Turf Manager
Abby McNeal.....Assistant Turf Manager
Amy Weigel.....Events Assistant
Kathy Burris.....Operations Assistant
Sheila Webb.....Staff Accountant
Tiffany Greff.....Assistant to the Director-Luxury Suites
Chris Brettell.....Project Manager

SMC RETAIL OPERATIONS

Tim Kellond.....Retail Operations Manager
Sue Vaughn.....Game Day Supervisor
Mike Dorame.....Game Day Supervisor
Carol Gibbons.....Retail Assistant
Sue Kissel.....Dove Valley Store Manager

DENVER BRONCOS ALUMNI COUNCIL

The Denver Broncos Alumni Council was formed in 1991 to provide an opportunity for former players to remain actively involved with the Broncos' organization.

The Alumni Council serves as a goodwill extension of the Denver Broncos and the members are available to counsel current players on life after football.

The 15 members of the Alumni Council are Odell Barry, Greg Boyd, Larry Brunson, Steve Foley, John Grant, Rich Karlis (Treasurer/Secretary), Fran Lynch, Wade Manning (President), Karl Mecklenburg, Gene Mingo, Willie Oshodin, Dave Preston, Jim Ryan, Steve Sewell, Billy Thompson and David Treadwell (Vice President).

INDEX TO BIOGRAPHIES

EXECUTIVES

Bowlen, Pat.....	6
Shanahan, Mike.....	10
Sundquist, Ted.....	17

COACHES

Burney, Jacob.....	18
Bush, Frank.....	18
Coyer, Larry.....	19
Dennison, Rick.....	20
Dorrell, Karl.....	21
Dyer, George.....	22
Gibbs, Alex.....	23
Gibbs, David.....	25
Kubiak, Gary.....	26
Lynn, Anthony.....	28
McPherson, Pat.....	29
Millard, Keith.....	29
Milus, Ron.....	30
Pariani, Brian.....	31
Rhodes, Ray.....	32
Saporta, Greg.....	33
Smith, Cedric.....	33
Turner, Bobby.....	34
Tuten, Rich.....	34
Watson, Steve.....	35

FOOTBALL OPERATIONS

Beers, Bob.....	38
Bluem, Mike.....	42
Bratten, Dave.....	42
Dahlen, Neal.....	36
DiStefano, Scott.....	39
Goodman, Jim.....	37
Green, Cornell.....	39
Lambert, Ed.....	39
Miller, Greg.....	40
Rambo, Dan.....	40
Smith, Rick.....	37
Strahm, Dale.....	41
Trulove, Chris.....	41

PLAYERS

Adams, Charlie.....	241
Anderson, Mike.....	56
Bartholomew, Will.....	245
Berry, Bertrand.....	60
Beuerlein, Steve.....	61
Brandon, Sam.....	25
Brockermeyer, Blake.....	66
Brooks, Barrett.....	67
Brown, Cyron.....	68
Brown, Greg.....	239
Burns, Keith.....	69
Carlisle, Cooper.....	71
Carswell, Dwayne.....	72
Carter, Tony.....	75
Clark, Darius.....	77
Clark, Desmond.....	77
Coghill, George.....	79
Cole, Chris.....	82
Coleman, KaRon.....	83
Dalton, Lionel.....	84
Davis, Dorsett.....	234
Davis, Terrell.....	86
Dominguez, Matt.....	111
Droughns, Reuben.....	112

Elam, Jason.....	113
Faulk, Trev.....	241
Friedman, Lennie.....	120
Gaines, Paris.....	241
Gary, Olandis.....	121
Gold, Ian.....	124
Griese, Brian.....	125
Hall, Ricky.....	242
Hamilton, Ben.....	132
Hape, Patrick.....	133
Haygood, Herb.....	236
Hayward, Reggie.....	135
Herndon, Kelly.....	242
Herndon, Steve.....	136
Hughley, Delvin.....	137
Humphrey, Jay.....	137
Husak, Todd.....	138
Jackson, Kenny.....	242
Jackson, Jarious.....	139
Johnson, Garrett.....	141
Johnson, Jerry.....	142
Jones, K.C.....	143
Kasper, Kevin.....	144
Kennedy, Kenoy.....	145
Killens, Terry.....	146
Lelie, Ashley.....	232
Lepsis, Matt.....	148
Lies, Michael.....	242
McCaffrey, Ed.....	149
McGeoghan, Phil.....	161
McGlockton, Chester.....	162
Middlebrooks, Willie.....	164
Mobley, John.....	165
Montgomery, Scottie.....	168
Moore, Michael.....	169
Moore, Rob.....	170
Nalen, Tom.....	174
Neil, Dan.....	176
O'Neal, Deltha.....	178
Peck, Jared.....	243
Pittman, Kavika.....	180
Poole, Tyrone.....	182
Pope, Monsanto.....	240
Portis, Clinton.....	233
Pryce, Trevor.....	184
Putzier, Jeb.....	238
Reagor, Montae.....	187
Reese, Izell.....	188
Rice, Frank.....	243
Rolovich, Nick.....	243
Rouen, Tom.....	190
Salaam, Ephraim.....	193
Scukanec, Jason.....	243
Sharpe, Shannon.....	194
Smith, Rod.....	208
Spencer, Jimmy.....	221
Spragan, Donnie.....	244
Sykes, Jashon.....	244
Toviessi, Paul.....	223
Walker, Denard.....	224
Walls, Lenny.....	244
Washington, Keith.....	226
Wilson, Al.....	227
Winey, Brandon.....	229
Young, Chris.....	239
Young, Sam.....	244

THE PAUL D. BOWLEN MEMORIAL BRONCOS CENTRE

On March 5, 1990 the Denver Broncos moved into the Paul D. Bowlen Memorial Broncos Centre, the state-of-the-art headquarters for the National Football League team. The complex is named for the Broncos owner's late father, and is the culmination of Pat Bowlen's desire to maximize a positive working environment for his team, which won back-to-back World Championships with victories in Super Bowls XXXII and XXXIII. The Broncos, who were the only American Football Conference club to appear in the three Super Bowls during the 1980s, are one of six franchises in NFL history to win back-to-back Super Bowls.

The training facility is situated on 13.5 acres in the rapidly expanding Dove Valley Business Park in south Arapahoe County. It includes an administrative building, two full-size practice fields, a smaller workout field and an indoor practice bubble.

The Bowlen Broncos Centre is a two-story building totaling 60,000 square feet, well over twice the size of the team's previous facility. The ground floor houses the main entry, visitors area, trophy display area and media room, in addition to the play-related facilities, which encompass the locker room, meeting rooms, training area, weight room, equipment room and video department.

It is on the second level, which is accessible through two stairways adjacent to the lobby area, that most of the administrative offices are located. These include the offices for Pat Bowlen, Mike Shanahan, Ted Sundquist and Joe Ellis, as well as those of all assistant coaches and football operations personnel. The second floor is divided into one wing for administrative offices and another for coaches and meeting rooms. The Broncos' extensive computer operation also is located on the second floor.

There is ample practice space available for use by the Broncos, as both practice fields are 100 yards and one of them has a unique design system that includes underground wiring to prevent the turf from freezing and thus allows the Broncos to practice year-round on unfrozen natural grass. The complex also includes a smaller, 50-yard natural grass workout field and the Broncos' indoor "bubble," which houses a 70-yard artificial turf field.

The expansive weight room and training room are among the largest in the entire league, and the Bowlen Centre also includes a separate building that houses two racquetball courts for training and leisure use by players and staff members.



PRESIDENT AND CHIEF EXECUTIVE OFFICER

PAT BOWLEN



Pat Bowlen's focus for 2002 is to once again put his team in line to win a world championship. The Broncos' President and Chief Executive Officer has fashioned a powerful reputation among his peers as a bold, dynamic leader who is single-minded in his pursuit of excellence, whether in representing Denver and the Broncos or the hierarchy of the National Football League.

He presides over a franchise that by any standard has been one of the NFL's most successful in his nearly two decades of club ownership (1984-2001). The Broncos enter 2002 at the pinnacle of sports franchises, balancing a great record on the playing field—including back-to-back World Championships in 1997 and 1998 and the best home record in pro football over the past 28 years—player stability that is startling in this era of free agency, and a string of home sellouts that will mark 33 consecutive years this season, their second in INVESCO Field at Mile High.

Bowlen has made all his managerial moves with one goal unchanged: to aggressively position the Broncos for yet another run at a Super Bowl championship for the Mile High City. No one sets higher standards for the Broncos than Pat Bowlen himself, whose unchanging goal is to have his franchise annually regarded among the finest in pro sports, with victory being the measuring stick for that success. Thus, the goal of Denver's dynamic and energetic chief executive remains firmly set on repeating the World Championship seasons of 1997 and '98.

In Bowlen's 18 years of ownership the Broncos have played 21 postseason games, with all regular and postseason games sold out.

During his tenure as President and Chief Executive Officer of the Broncos (1984-2001) Bowlen's team has dominated the American Football Conference Western Division in posting more division titles (seven), conference Championship Game appearances (six), and Super Bowl appearances (five) than any other club in the division. Under Bowlen's leadership the Broncos have had 10 playoff appearances and just two losing seasons.

The Broncos own AFC Championship wins in 1986, '87, '89, '97 and '98. Denver was the only AFC franchise to make three Super Bowl appearances in the 1980s and without question Pat Bowlen provides the organizational thrust that has served as the catalyst to the Broncos' outstanding record.

In addition to winning seven division crowns, Bowlen's franchise has had regular season win totals of 14, 13 (twice), 12 (twice), 11 (four times) and 10. In fact, 10 of the 11 finest campaigns in team history have come during the Bowlen regime.

In 2000 the Broncos rebounded from a disappointing campaign to post an 11-5 record and again make the AFC playoffs, then last year suffered one of the team's most injury-riddled campaigns in recent memory as the club finished at 8-8.

His reputation as a superb owner is well known nationally. In December of 2000 ESPN conducted a fan poll asking which NFL owner is the best for whom to play, and Pat Bowlen finished first among all 31 owners with 44.7 per cent of more than 60,000 votes cast.

Bowlen ushered in a new era in Denver Broncos football last season, the inaugural campaign at INVESCO Field at Mile High—a state-of-the-art facility that will give Denver the opportunity to continue fielding championship contenders at the highest level.

Champions are built from the top, and Denver Broncos owner Pat Bowlen is a model of leadership in the scope of his drive and commitment. "I want us to be number one in everything," Bowlen has often said in a recurring theme that marks his management style.

Everyone knows it is the owner who provides the financial backing that is integral to a championship team, but many fans are unaware that much of the heart, soul, and drive of this championship organization comes directly from Pat Bowlen.

Having spearheaded the drive for and building of a critically needed new stadium that will mutually benefit the Broncos and the Mile High City, Bowlen comes into 2002 with INVESCO Field at Mile High poised for its second season of sellout support.

The Broncos remain in the top two among all NFL teams in merchandise sales, a telling barometer that national interest in the team remains at the highest level.

Bowlen directed his franchise to an elite level of sports accomplishment in 1998 when Denver became just the sixth National Football League franchise to win back-to-back Super Bowl championships.

In posting a decisive 34-19 win over the Atlanta Falcons in Super Bowl XXXIII, Denver joined Green Bay, Miami, Pittsburgh (twice), San Francisco, and Dallas as the only back-to-back Super Bowl champions in NFL history, and the Broncos became the first American Football Conference team to reach that lofty status in two decades.

Pat Bowlen's deft guidance provides the foundation of leadership on which the Broncos won a franchise record 17 games, 14 in the regular season, in 1998, including a 13-0 start that resulted in Denver going an entire calendar year without a loss.

His Broncos have set standards that will be very difficult for any club to match, winning a record seven postseason games in two years (1997-98), a record 33 wins in two years (1997-98) and a record 46 wins in three years (1996-98). In addition, Pat Bowlen has watched his Broncos become just the second team in modern NFL history to go undefeated during regular season play at home for three consecutive seasons (1996-98). His 1997-98 club performed the astonishing feat of going an entire calendar year without a defeat.

He works closely with Head Coach Mike Shanahan in maintaining the team's roster in the present era of free agency, and the resulting player stability was a major factor in the brilliant performance of the 1998 Broncos.

As much as the Broncos first World Championship one year earlier was for John Elway and the team's legion of fans, no one was more deserving of that triumph or the one that followed in 1998 than Pat Bowlen, whose single-minded pursuit of the Super Bowl title has been unwavering since he purchased the Broncos in 1984.

His 1997 Broncos fulfilled the team's lifelong quest in bringing the Mile High City the World Championship with their sterling 31-24 triumph over the Green Bay Packers, in the process becoming the first American Football Conference team to win in 14 years and just the second wild card to win the Super Bowl under the NFL's present playoff system.

It is the owner himself who charts the course for this highly successful franchise, infusing his team and employees with the drive to attain those goals. Financially and philosophically, his pursuit of a championship is absolute, whether judged by the Broncos' pursuit of free agents, by his commitment to contribute over \$100 million to the construction of INVESCO Field at Mile High, or simply by his fierce desire to have his Broncos at the pinnacle in all ways that success can be measured.

Well into his second decade as the Broncos' chief executive, Pat Bowlen comes into 2002 braced with the satisfaction of great success, both for his franchise and the NFL structure, and yet at the forefront of new challenges for the team, the city and the league.

In addition to his role with the Broncos, Bowlen was a key figure in spearheading both the league's labor and TV contracts. He has been a member of the NFL Management Council Executive Committee, and is currently the Chairman of the highly prestigious NFL Broadcasting Committee, while also serving on the NFL Finance Committee. A pivotal voice in league policy, he also is Chairman of the NFL Enterprises/NFL Films Executive Committees and serves as a member of the NFL International Committee and the Board of the NFL Europe League. Bowlen also is active on a special NFL expansion committee.

In his role as Chairman of the NFL Broadcasting Committee he once again spearheaded the negotiations for the league's new television contract, at over 18 billion dollars the most lucrative single-sport contract in history.

Two-thousand-two will be the 33rd straight year of home sellouts, longest in the American Football Conference, and that streak is just one measure of the Pat Bowlen success story in Denver.

The 1995 campaign began a new era both for the Broncos and the NFL, and Pat Bowlen played an integral role in both, selecting a dynamic new head coach in Mike Shanahan while also having had a pivotal role in the creation of the new collective bargaining agreement and the television contract, changing the face of professional football in the process.

The Broncos' dynamic chief executive followed up the hiring of Shanahan by once again becoming a major player in the league's free agency. Under Bowlen's leadership Denver has been very aggressive in the marketplace, with unrestricted free agents becoming a major component of the Denver roster.

The Broncos President has seen the team's consecutive home game sellout streak stretch to 258 straight regular and postseason games through the end of the 2001 campaign, as Denver has led the entire National Football League in actual in-stadium attendance over that 18-year period. The Broncos have drawn nearly 12 million fans to their home games from 1984-2001, tops in the NFL.

Bowlen's 18 years of ownership have resulted in the best home record (111-34) in the AFC. Bowlen finished second in *The Sporting News* 1987 Executive of the Year balloting.

In 1991 Bowlen's team had the greatest turnaround in team history, finishing with a 12-4 record that included the American Football Conference Western Division title and the fourth AFC Championship Game appearance of Bowlen's vibrant ownership.

The Broncos once again will pursue a championship season from their spacious headquarters, the Paul D. Bowlen Memorial Broncos Centre, a 60,000-square-foot state-of-the-art office and training complex in Arapahoe County's Dove Valley location. The move into this new facility, which came

on March 5, 1990, accomplished one of Bowlen's significant goals, that being to upgrade the Broncos' working facility and in so doing solidify the foundation for continued success.

Pat Bowlen was introduced as the majority owner of the Denver Broncos on March 23, 1984, and that announcement triggered a new era in franchise history, one which has coupled success on the playing field with enthusiasm for an even brighter future.

He immediately put his own mark on the Broncos, establishing a solid administration and creating a positive atmosphere that was a major factor in the team's success both on and off the field.

The team responded with a 13-3 record and the American Football Conference Western Division championship in 1984, following that up with an 11-5 record that just barely kept the Broncos out of the playoffs in 1985.

Having established a solid foundation, Bowlen took a dramatic step toward the future during 1986 with the construction of 60 luxury Penthouse Suites atop the west side of Mile High Stadium.

Bowlen and the Bowlen family acquired 100% ownership of the Broncos franchise in July of 1985.

Born in Prairie du Chien, Wis., he attended high school there and went on to the University of Oklahoma, where he earned degrees in both business (1965) and law (1968).

He is President of the Denver Broncos Charities Fund and in that capacity has donated over \$18 million to charitable organizations in the Denver area since the inception of that fund in 1993.

Bowlen has served as the Honorary Chairman of the Colorado Special Olympics for 17 years, and was that organization's Outstanding Celebrity in 1993. Bowlen has served as the Honorary Chairman of the Colorado Family Classic to benefit St. Joseph's Hospital for 18 years and this is his seventh year as Chairman of the Capuchin Friars fund-raising dinner. He also chaired the 1989 Centennial Scholarship rally at the University of Northern Colorado in Greeley and was Co-Chairman of the Rose Medical Center Critical Care Campaign from 1986-89.

In addition, Bowlen was elected to the University of Denver Board of Trustees in 1987, and is active on several committees. He chairs the Athletic Affairs Committee and plays a role in the Capital Campaign for major athletic gifts, while also serving on the Buildings and Grounds Committee. His previous DU committee memberships include the Institutional Advancement Committee and Institutional Advancement/University Relations subcommittee. He was also named to the Colorado Academy Board of Trustees in 1991.

A member of the American Ireland Fund Dinner Committee for the past 10 years and a Trustee for the Irish Community Center for three years, the Broncos' owner also is a member of Colorado Concern.

He also serves on the Board of Trustees of the Hawaii Maritime Center and was the 1992 honoree at the American Ireland Fund dinner.

Bowlen is a member of several clubs and societies, including the Chief Executive's Organization, the Canadian and Edmonton Bar Associations, and the Law Society of Alberta. Bowlen is also a past member of the Young President's Organization.

He also is Chairman of the Board and Director of Hambleton Estates Limited, and Northern Development Company Limited of Edmonton.

Bowlen maintains an active lifestyle and exercises extensively as part of his daily regimen. He has competed in the Ironman Triathlon—an event in which one must swim 2.4 miles, ride 112 miles on a bicycle, and run 26.2 miles, all consecutively—as well as in other triathlon races and several marathons.

Pat and his wife, Annabel, have a family of seven children.

THE BOWLEN ERA

AFC WEST TEAM COMPARISON 1984-2001

WORLD CHAMPIONSHIPS

Denver	.2
Kansas City	.0
Oakland	.0
San Diego	.0
Seattle	.0

SUPER BOWL APPEARANCES

Denver	.5
San Diego	.1
Kansas City	.0
Oakland	.0
Seattle	.0

CONFERENCE CHAMPIONSHIP APPEARANCES

Denver	.6
Oakland	.2
San Diego	.1
Kansas City	.1
Seattle	.0

DIVISION TITLES

Denver	.7
Oakland	.4
Kansas City	.3
San Diego	.2
Seattle	.2

PLAYOFF APPEARANCES

Denver	.10
Kansas City	.8
Oakland	.7
Seattle	.4
San Diego	.3

WINNING SEASONS

Denver	.11
Kansas City	.11
Oakland	.8
Seattle	.7
San Diego	.3

FOOTBALL OPERATIONS



Mike Shanahan is one of just five head coaches in the history of the NFL to win back-to-back Super Bowls, with Denver's victory over Green Bay in Super Bowl XXXII, followed by its defeat of Atlanta in Super Bowl XXXIII. No head coach in the NFL has won more games than Shanahan's 79 victories over the last seven seasons, and he has compiled a 45-11 home record, including three straight undefeated campaigns from 1996-98.

EXECUTIVE VICE PRESIDENT OF FOOTBALL OPERATIONS / HEAD COACH

MIKE SHANAHAN



Leadership is pivotal to success in professional football, and the Denver Broncos are fortunate to have one of the most brilliant minds in the game as their Head Coach and Executive Vice President of Football Operations.

Every successful team has one key leader, and those organizations that have achieved the greatest success have an ultimate leader—an individual combining exceptional talent and organizational skills with the dynamic drive to lead others to success. Mike Shanahan is that lightning rod for the Denver Broncos championship history, and few coaches in NFL annals have spearheaded as much dramatic achievement.

His stunning record as the Broncos' mentor places him in the legendary class of Hall of Fame coaches Vince Lombardi, Don Shula and Chuck Noll—all of whom have won back-to-back Super Bowl championships, as Shanahan has.

No head coach in the NFL has won more games than Mike Shanahan's 79 victories over the last seven seasons, and his Broncos come into 2002 determined to return to Super Bowl contention—both of those qualities are directly attributable to leadership by arguably the finest head coach and most fertile football mind in the game today.

Those 79 wins by Mike Shanahan include seven straight in the playoffs (he is the only coach to have produced seven playoff wins in two years) during the 1997 and 1998 World Championship seasons, years in which he firmly established himself among the game's sideline greats. His postseason percentage of .778, on a 7-2 record, is second only to Vince Lombardi (9-1, .900) among coaches with more than five playoff victories.

He also has brought great stability to the Denver franchise, with his eight years here ranking as the third longest tenure by an active coach with his current team (trailing only Bill Cowher of Pittsburgh, who is in his 11th campaign with the Steelers, and Jeff Fisher of Tennessee, who is in his ninth season as head coach).

Under Shanahan's brilliant guidance, Denver has:

- posted the most wins in pro football history in a two-year period (33 in 1997-98).
- posted the most wins in pro football history in a three-year period (46 in 1996-98).
- won the most postseason games ever in a two-year period (seven, 1997-98).
- won 18 straight games over 1997-98 to tie the all-time NFL record for consecutive wins.
- been undefeated for three straight regular seasons at home (1996-98), just the second team ever to do so.
- posted a 22-2 record in its last 24 games during the back-to-back title years.

Yet he does not rest on his laurels, nor allow his team to, even though in the past seven seasons his overall record of accomplishment has been unmatched. His accomplishments since taking command of the Broncos are far greater than most coaches have achieved in entire careers, yet Mike Shanahan does not live in the past, but puts all his ample talents and energy into success for the present, thus stamping the 2002 Broncos as a team with which to be reckoned in the National Football League.

Despite the almost unparalleled level of success attained in the last seven years, complacency and satisfaction are qualities completely foreign to Mike Shanahan, a brilliant coach and leader who is perpetually driven by the goal of taking his team back to the Super Bowl.

The Broncos stand as the perfect symbol of a team manifesting the personality of its head coach—maintaining discipline, focus, preparation, mental toughness, and physical effort—all qualities indelibly stamped onto the franchise by Shanahan, whose superb guidance directed the Broncos to those victories in Super Bowls XXXII and XXXIII.

Shanahan elevated his career and the Broncos to new levels in 1997 and 1998 as the intense and personable Denver Broncos head coach made his mark on Super Bowl history, coming into

the 2002 campaign as one of only 11 all-time National Football League head coaches with two Super Bowl victories, and the only one of that exclusive fraternity actively coaching. Within that select group of 11 coaches, six have been inducted into the Pro Football Hall of Fame—the previously referenced Lombardi, Shula and Noll, along with Bill Walsh, Tom Landry and Joe Gibbs.

Following his magnificent 1998 season, the Broncos' coach was named AFC Coach of the Year by the Kansas City 101 Club and by the Touchdown Club of Columbus (his second time to be honored by each organization).

He is the first coach in history to win two Super Bowl titles in his first four years coaching a team, and he is the only coach to have directed two different teams to a 500-point season (the 1998 Broncos scored 501 points, and Shanahan's 1994 San Francisco offense scored 505). The 500-point mark has only been reached seven times overall in pro football history.

The architect of San Francisco's offense in the 49ers' 1994 World Championship season, Shanahan not only can boast of three titles in the past eight years, but he is one of only 14 coaches ever to win Super Bowls with two different clubs.

His winning percentage is the best by any coach in Denver history—in 1999 he reached his 50th win faster than any coach in franchise history, and in 2001 he reached his 70th win faster than any coach in franchise history. Team President Pat Bowlen heaped additional praise on his brilliant coach by naming him Vice President of Football Operations during the 1998 campaign, and Executive Vice President of Football Operations in 2002.

While his seal of leadership already had been permanently ingrained into the entire Broncos organization, Shanahan took his first steps in the direction of legend when he joined Tom Flores in 1997 as the only two coaches in pro football history to post four wins in one postseason.

In his third and fourth seasons at the helm of the Denver Broncos, Mike Shanahan not only led the Broncos to their first Super Bowl victories, but in 1998 he became the only coach in history to fashion seven postseason wins in a two-year period.

Mike Shanahan now has that glittering postseason record of 7-2—which added to a regular season mark of 72-40 give him a combined record of 79-42 (an exceptional .653 percentage) in seven years as head coach of the Broncos. Not only is that record the best among all coaches in Denver history, but his home record is a staggering 45-11 (.804) in regular season play. His winning percentage in six years at Mile High Stadium (1995-2000) was .813, and that .813 mark is the third best by one coach, in one stadium, in NFL history.

Since Shanahan took over the Broncos' coaching reins in 1995, Denver has scored 30 or more points 31 times (twice in postseason) at home and 20 or more points 51 times (four times in playoff action) at home in 56 regular season and four playoff games. They have scored 30 or more points 52 times (including four times in the playoffs) and 20 or more points 91 times (including seven in the playoffs) in the 112 regular season games and nine postseason games under him. Denver's record in the 52 games in which it has scored 30 or more points under Shanahan is an amazing 50-2 (which includes 4-0 in playoff competition), including a 31-0 mark (which includes 2-0 playoff record) at Mile High Stadium and INVESCO Field at Mile High.

Over the last 10 years (seven in Denver and the previous three in San Francisco) Mike Shanahan's offenses have finished number one in the NFL four times, second twice and third twice; in two of those campaigns Denver was just 17 yards and 83 yards short of the number one spot.

Since 1995, his first year in Denver as head coach of the Broncos, Denver has stressed the running game as one of the keys to a prolific offense, and in those seven seasons the Broncos have ranked second among all NFL teams in rushing yards (15,255, trailing only Pittsburgh at 15,677), and total yards (40,449, trailing only San Francisco at 40,614), while leading all NFL teams in scoring with 2,891) points.

In 1998 the defending world champions stormed to their second straight title with an offense that scored 501 points and finished third in the NFL in total yards, while the defense had another spectacular postseason, allowing just 25 points and two touchdowns while sparking a remarkable 13-1 turnover ratio in the playoffs.

The 1998 Broncos set team records with 14 regular season and 17 overall wins, starting off with a stunning 13-0 record and marking Denver as a team that went an entire calendar year without a loss.

Ten Broncos were named to the Pro Bowl following that magnificent season, but throughout it all Shanahan's inspired direction was nationally recognized as the driving force behind the back-to-back World Champion Broncos.

In 1997 he directed a Denver offense that scored a total of 583 points (29.2 per game) during the entire 1997 season, the fifth highest total in NFL history and the second highest total in AFC history for a combined regular and postseason. Of course, in 1998 Shanahan's Broncos topped that mark

by producing 596 regular and postseason points. The all-time high of 636 points came from the 1994 World Champion San Francisco 49ers, for whom Shanahan was the offensive coordinator.

He led his team to a 12-4 regular season record in 1997, marking the first time in franchise history that the team won 12 or more games in back-to-back seasons.

His high-powered offense reached 30 points a franchise record nine times during the 1997 regular season and twice in the postseason. Denver also broke the franchise record for most points in a season (previously 391 in 1996) in just their 13th game of 1997 and broke the record for most touchdowns in a season (previously 47 in 1996) in just their 14th game.

The Broncos stormed through 1997 postseason play to their eventual World Championship with a home win over Jacksonville and subsequent road victories at Kansas City and Pittsburgh, defeating those Super Bowl contenders in their home parks on back-to-back weeks, answering any lingering questions about the status of Denver as the best team in the American Football Conference.

It has been widely documented that the Broncos posted one of the greatest upsets in Super Bowl history, played in perhaps the best Super Bowl game ever, and ended the National Football Conference's 13-year domination in the NFL's Championship Game.

The Broncos posted their win—in fact, their four wins—in convincing style.

Under Mike Shanahan's steady control and forceful leadership, the Broncos had no question that they were the best team in football, and their postseason performance reflected that belief every step of the way.

In 1997 postseason play, Denver scored nine touchdowns in nine goal-to-go situations, including four-of-four in Super Bowl XXXII.

Conversely, opponents started six drives in Denver territory in the postseason, netting just six points (two field goals).

Denver scored 13 touchdowns in 16 red zone opportunities in the postseason and of the Broncos' 46 postseason possessions, Denver scored 16 times (14 touchdowns and two field goals), accomplishing that feat against teams with a combined record of 51-16 at the time of each game.

The Broncos had posted the biggest win by a sports team in Colorado history, and one of the most significant in NFL history, all with Shanahan pointing the way. The Broncos had entered the playoffs as a wild card, but their head coach never let the team's compass waver even slightly from the only goal he had ever set.

Shanahan in 1996 led his club to a 13-3 record that was the best in the NFL as well as the finest record in Denver history, earning both NFL Coach of the Year (Touchdown Club of Columbus) and AFC Coach of the Year (Kansas City 101 Club) honors for 1996.

His team's performance in 1996 gave notice that this is a regime driven by a single goal, that of taking the Broncos to the pinnacle of pro football success. The Broncos were undefeated in October and November as they ultimately built their record to 12-1 in clinching their division title and playoff berth on December 1, thus becoming one of the earliest teams to clinch in NFL history. In clinching home-field advantage on Dec. 1 as well, the Broncos joined the 1985 Chicago Bears as the only two teams in the past 27 years to accomplish that by Week 13.

While the disappointment of Denver's 1996 playoff loss to Jacksonville gripped Shanahan as much as it did the entire region, it also served to further his resolve to return the Broncos to that level once again.

A dynamic and disciplined leader, who has completely revitalized the Denver organization over the past seven years, Shanahan is the focal point from which the entire organization takes its direction and energy.

Under Shanahan's tutelage the Broncos led the entire NFL in total offense in 1996, after having rewritten the Denver record books in 1995. In fact, the last seven Broncos' seasons have produced the most prolific seven-year total offense statistics in franchise history.

Renowned for his organizational ability and recognized as one of the brightest offensive strategists in football, Shanahan has restructured both the team and the entire football operations department of the Broncos to deal successfully with the new personnel and financial dynamics of pro football.

In his first season as the Denver Broncos' head coach, Shanahan improved the team to a .500 record (8-8) and contention in the very competitive AFC Western Division, while immediately stamping the Denver offense with his signature as the most productive unit in the AFC, finishing third in the entire NFL. Under Shanahan in 1995, the Broncos had the most prolific offense in franchise history, breaking team records in points scored (388), total yardage (6,040), total passing yardage (4,260), first downs passing (205) and highest average gain per play (5.7), while tying the team records for touchdown passes (27) and average gain per rush (4.5). At the same time, the

Bronco defense improved 13 positions, from last in the NFL the previous year to 15th under Shanahan's leadership.

Denver Broncos President and Chief Executive Officer Pat Bowlen named Mike Shanahan as Head Coach of his NFL franchise on January 31, 1995, ushering in a new era for a team that has made five Super Bowl appearances under Bowlen's ownership. The Broncos' head coach has a seven-year contract and complete control of all aspects of football operations.

Shanahan, 49, came to Denver from the World Champion San Francisco 49ers, where he served as offensive coordinator for three seasons (1992-94). The 49ers' offense reached astonishing levels under Shanahan's leadership. San Francisco's three-year offensive averages under Shanahan's direction were the most productive in the history of pro football. His three-year averages included being number one in total points (an average of 470 per year), total touchdowns (61), rushing TDs (24), passing TDs (32), third-down efficiency (49%), total offense (an average of 6,225 yards annually) and average yards per play (6.2 yards per attempt).

His three-year period as offensive coordinator included the 49ers setting numerous team records during Shanahan's tenure, including the first time ever that San Francisco led the NFL in total offense in consecutive seasons (1993 and 1994), along with remarkable records for most touchdowns (66), passing yards (4,302), total offense (6,435), first downs (372), completion percentage (70.3 %), and average yards per play (6.30).

San Francisco quarterback Steve Young re-wrote many NFL passing records and was named the NFL most valuable player twice in his three years under Shanahan's guidance, in addition to throwing for six touchdowns and earning Super Bowl XXIX most valuable player honors.

During his NFL career Shanahan has been a part of teams that have played in nine AFC or NFC Championship Games, in addition to his six Super Bowl appearances, five with Denver and the Super Bowl XXIX game with San Francisco. In his nine seasons coaching at the collegiate level, Shanahan's teams participated in eight bowl games, winning two national championships.

A driving force behind the Broncos' offense for all three of their Super Bowl appearances in the 1980s (following the 1986, 1987 and 1989 seasons), he first came to Denver in 1984 as coach of the club's wide receivers. He served as offensive coordinator from 1985-87, and then returned to Denver as quarterbacks coach on Oct. 16, 1989, after serving as head coach of the Los Angeles Raiders in 1988 and through the first four games of the 1989 campaign. Shanahan inherited a team that was 5-10 in 1987 and improved it to 7-9 his first season. After starting 1-3 the following year, he was dismissed.

His second stint in Denver included not only the 1989 Super Bowl appearance by the Broncos, but the team's fourth AFC Championship Game appearance of the Bowlen era (1991 at Buffalo), with Shanahan again serving as offensive coordinator.

A native of Oak Park, Ill. (8/24/52), Michael Edward Shanahan attended East Leyden High School in Franklin Park, where he earned numerous honors. In a student body population of 2,500, Shanahan was voted athlete of the year as well as most valuable player in both football and track. He set a still-standing single-game school record with 258 yards rushing on 17 carries (a 15.2 average).

He received a scholarship to Eastern Illinois University, where he played quarterback and lost a kidney in the spring game of his junior year, which began his coaching career a year earlier than was intended. Mike also received his bachelor's and master's degrees at EIU.

He began his coaching career at Oklahoma in 1975-76, serving as an assistant coach for the Sooners, and they won the national championship in his first year on their staff (1975).

Shanahan was Northern Arizona's backfield coach in 1977 at the age of 24, and the Lumberjacks averaged a school-record 391.1 yards that season. A year later, Shanahan returned to Eastern Illinois as offensive coordinator and helped guide his alma mater to the Division II title. The year before Shanahan's arrival the team was 1-10. In 1979 he served as offensive coordinator at Minnesota, where he implemented the run-and-shoot offense, with the result being that the Gophers set 40 school offensive records.

Mike moved on to Florida the following year, inheriting the second poorest offense in Division I football, as well as a team record of 0-10-1. In Mike's four years the team broke many offensive school records and went to four straight bowl games. During his stint at the college coaching level, his teams had a combined record of 78-29-2.

Recognized as one of the most dynamic offensive minds in the game, Shanahan thus was an assistant coach in college at age 21, an offensive coordinator at the Division I level by 25 and at the NFL level at 32 in his first Denver stint.

Mike and his wife Peggy have two children, son Kyle and daughter Krystal, both of whom attend the University of Texas, where Kyle is a wide receiver for the Longhorns.

MIKE SHANAHAN YEAR-BY-YEAR

YRS.	POSITION	TEAM	REG. SEASON RECORD	POSTSEASON (RECORD)
1975	Assistant Coach	University of Oklahoma	10-1	National Championship (1-0)
1976	Assistant Coach	University of Oklahoma	9-2	Fiesta Bowl (1-0)
1977	Backfield Coach	Northern Arizona	9-2	Playoffs (0-1)
1978	Offensive Coordinator	Eastern Illinois	9-2	National Championship (3-0)
1979	Offensive Coordinator	University of Minnesota	4-6-1	
1980	Offensive Coordinator	University of Florida	8-3	Tangerine Bowl (0-1)
1981	Offensive Coordinator	University of Florida	7-4	Peach Bowl (0-1)
1982	Offensive Coordinator	University of Florida	8-3	Bluebonnet Bowl (0-1)
1983	Asst. Head Coach/Off. Coord.	University of Florida	8-2-1	Gator Bowl (1-0)
1984	Receivers Coach	Denver Broncos	13-3	Playoffs (0-1)
1985	Offensive Coordinator	Denver Broncos	11-5	
1986	Offensive Coordinator	Denver Broncos	11-5	Super Bowl XXI (2-1)
1987	Offensive Coordinator	Denver Broncos	10-4-1	Super Bowl XXII (2-1)
1988	Head Coach	Los Angeles Raiders	7-9	
1989	Head Coach	Los Angeles Raiders	1-3	
1989	Quarterbacks Coach	Denver Broncos	6-4	Super Bowl XXIV (2-1)
1990	Quarterbacks Coach	Denver Broncos	5-11	
1991	Offensive Coordinator	Denver Broncos	12-4	AFC Champ. Game (1-1)
1992	Offensive Coordinator	San Francisco 49ers	14-2	NFC Champ. Game (1-1)
1993	Offensive Coordinator	San Francisco 49ers	10-6	NFC Champ. Game (1-1)
1994	Offensive Coordinator	San Francisco 49ers	13-3	World Championship (3-0)
1995	Head Coach	Denver Broncos	8-8	
1996	Head Coach	Denver Broncos	13-3	Playoffs (0-1)
1997	Head Coach	Denver Broncos	12-4	World Championship (4-0)
1998	Head Coach	Denver Broncos	14-2	World Championship (3-0)
1999	Head Coach	Denver Broncos	6-10	
2000	Head Coach	Denver Broncos	11-5	Playoffs (0-1)
2001	Head Coach	Denver Broncos	8-8	

Breakdown of Mike Shanahan's record coaching football:

	W	L	T	(Pct.)
Shanahan's regular season record as an NFL Head Coach.....	80	52		(.606)
Shanahan's postseason record as an NFL Head Coach.....	7	2		(.778)
Shanahan's regular season record as an NFL assistant coach.....	105	47	1	(.690)
Shanahan's postseason record as an NFL assistant coach.....	12	7		(.632)
Shanahan's overall regular season NFL coaching record.....	185	99	1	(.651)
Shanahan's overall postseason NFL record.....	19	9		(.679)
Shanahan's overall record coaching in the NFL (reg. and postseason).....	204	108	1	(.653)
Shanahan's regular season record as a collegiate assistant coach.....	72	25	2	(.737)
Shanahan's postseason record as a collegiate assistant coach.....	6	4		(.600)
Shanahan's overall record as a collegiate assistant coach.....	78	29	2	(.725)
Shanahan's overall record coaching football.....	282	137	3	(.672)

NOTING SHANAHAN'S ACCOMPLISHMENTS

Shanahan Brings Home-Field Dominance Back to Denver — Since taking over the coaching reins of the Broncos in 1995, Mike Shanahan has a 45-11 (.804) regular season record at home, the best home winning percentage of any head coach in the Broncos' 42-year history. The Broncos' home record with Shanahan as either an assistant or head coach is 86-23 (.789) in the regular season and 9-2 in the postseason:

BEST HOME WINNING PERCENTAGE, BRONCOS' HEAD COACHES

HEAD COACH (YEARS)	REGULAR SEASON	PCT.
1. Mike Shanahan (1995-present)	45-11	.804
2. Dan Reeves (1981-92)	72-21	.774
3. Red Miller (1977-80)	22-9	.710
4. John Ralston (1972-76)	20-13-2	.600
5. Wade Phillips (1993-94)	9-7	.563

Shanahan's Record Among Best in AFC Since 1995 — Broncos Head Coach Mike Shanahan's seven-year regular season record of 72-40 is tied for the best among active coaches in the league since 1995:

TOP RECORDS AMONG ACTIVE NFL COACHES, 1995-2001

(regular season only)

HEAD COACH, TEAM	RECORD	PCT.
1. Mike Shanahan, Denver	72-40	.643
Mike Holmgren, Green Bay/Seattle	72-40	.643
3. Bill Cowher, Pittsburgh	67-45	.598

Shanahan Fastest to 70 Wins in Broncos History — Mike Shanahan recorded his 70th victory as head coach of the Broncos Nov. 22, 2001, in his 107th game. He reached that plateau faster than any coach in franchise history, needing four fewer games than Dan Reeves:

BRONCOS HEAD COACHES WITH 70 VICTORIES

(regular season only)

HEAD COACH	GMS. TO REACH 70 WINS	RECORD AT TIME
1. Mike Shanahan	107	70-37
2. Dan Reeves	111	70-40-1

Broncos' Offense Clicks Under Shanahan — Since Mike Shanahan took over the coaching reins in 1995, the Broncos have scored 30 or more points 31 times (including twice in postseason) at home and 20 or more points 51 times (four in postseason) at home in 60 games (includes four postseason games). Overall the club has scored 30 or more points 52 times (including four in postseason) and 20 or more points 91 times (seven in postseason) in the 121 games (includes nine postseason games) that Shanahan has been the head coach. Denver's record in the 52 games in which it has scored 30 or more points under Shanahan is an amazing 50-2 (includes 4-0 in postseason), including a 31-0 (includes 2-0 in postseason) mark at home. The team scored 596 total points in 19 games (31.4 per game) in 1998, which now ranks sixth all-time (second in AFC) for points scored in a regular and postseason combined. Not surprisingly, the team to score the most points in an entire season was the 1994 World Champion San Francisco 49ers, for whom Shanahan was the offensive coordinator.

MOST POINTS SCORED IN AN ENTIRE SEASON, NFL HISTORY

TEAM	YEAR	REG. SEASON POINTS	POSTSEASON POINTS	TOTAL POINTS
1. San Francisco*	1994	505	131	636
2. Washington	1983	541	84	625
3. Minnesota	1998	556	68	624
4. St. Louis*	1999	526	83	609
5. Miami	1984	513	92	605
6. Denver*	1998	501	95	596

*won Super Bowl

Broncos' Offense Clicks Under Shanahan, Part II — Since 1995, Mike Shanahan's first-year as head coach of the Broncos, Denver has scored more points than any team in the NFL and amassed the second most rushing yards and total yards:

MOST RUSHING YARDS, 1995-2001

TEAM	YARDS
1. Pittsburgh.....	15,677
2. Denver.....	15,255
3. San Francisco.....	13,969
4. Tennessee.....	13,688
5. Kansas City.....	13,505

MOST TOTAL YARDS, 1995-2001

TEAM	YARDS
1. San Francisco.....	40,614
2. Denver.....	40,449
3. Minnesota.....	39,699
4. St. Louis.....	39,018
5. Green Bay.....	38,738

MOST POINTS, 1995-2001

TEAM	YARDS
1. Denver.....	2,891
2. San Francisco.....	2,801
3. St. Louis.....	2,765
4. Green Bay.....	2,372
5. Minnesota.....	2,706

Shanahan in the Postseason — Mike Shanahan has made 12 ventures into the postseason, including four as a head coach, having gone to the postseason as an assistant in 1984, 1986-87, 1989, 1991 (all with Denver) and 1992-94 (San Francisco), and as a head coach in 1996-98 and 2000 (Denver). He has coached in six Super Bowls and has earned three Super Bowl rings (1994 with San Francisco; 1997 and '98 as head coach with Denver). Shanahan has coached in nine conference championship games, having won six of them (two as a head coach) and five of those six with Denver. His postseason winning percentage as a head coach is .778, on a 7-2 record, which ranks second only to Vince Lombardi (9-1, .900) among coaches with more than five playoff victories. He was 12-7 in the postseason as an assistant, including a 7-5 mark with the Broncos. Shanahan's postseason mark of 7-2 (.778) ranks No. 1 in terms of winning percentage among all Broncos' head coaches.

Shanahan Ranks Among the Best in the Super Bowl — With Denver's victory over Atlanta in Super Bowl XXXIII, Mike Shanahan claimed his second Super Bowl title in his first four years as Broncos head coach, tied for the fastest in NFL history to post two Super Bowl victories.

QUICKEST TO WIN TWO SUPER BOWLS WITH ONE TEAM

HEAD COACH	TEAM	YEARS IN WHICH 1ST AND 2ND WINS CAME	GAMES WON
1. Mike Shanahan	Denver	3rd and 4th	XXXII, XXXIII
Don Shula	Miami	3rd and 4th	VII, VIII
3. Jimmy Johnson	Dallas	4th and 5th	XXVII, XXVIII
Tom Flores	Oakland/L.A.	2nd and 5th	XV, XVIII

SHANAHAN VS. THE NFL

	REGULAR SEASON						POSTSEASON					
	OVERALL		HOME		AWAY		OVERALL	HOME	AWAY	NEUTRAL		
AFC West	W	L	W	L	W	L	W	L	W	L	W	L
Denver	2	1	1	0	1	1	0	0	0	0	0	0
Kansas City	7	10	5	3	2	7	1	0	0	0	1	0
Oakland	12	2	7	0	5	2	0	0	0	0	0	0
San Diego	13	4	8	1	5	3	0	0	0	0	0	0
TOTALS	34	17	21	4	13	13	1	0	0	0	1	0
AFC East	W	L	W	L	W	L	W	L	W	L	W	L
Buffalo	2	1	1	0	1	1	0	0	0	0	0	0
Miami	0	4	0	1	0	3	1	0	1	0	0	0
New England	5	2	3	1	2	1	0	0	0	0	0	0
New York Jets	2	1	1	1	1	0	1	0	1	0	0	0
TOTALS	9	8	5	3	4	5	2	0	2	0	0	0
AFC North	W	L	W	L	W	L	W	L	W	L	W	L
Baltimore	1	1	1	1	0	0	0	1	0	0	0	1
Cincinnati	3	2	1	1	2	1	0	0	0	0	0	0
Cleveland	1	0	1	0	0	0	0	0	0	0	0	0
Pittsburgh	0	1	0	0	0	1	1	0	0	0	1	0
TOTALS	5	4	3	2	2	2	1	1	0	0	1	1
AFC South	W	L	W	L	W	L	W	L	W	L	W	L
Houston	0	0	0	0	0	0	0	0	0	0	0	0
Indianapolis	0	1	0	0	0	1	0	0	0	0	0	0
Jacksonville	2	1	2	0	0	1	1	1	1	0	0	0
Tennessee	0	2	0	0	0	2	0	0	0	0	0	0
TOTALS	2	4	2	0	0	4	1	1	1	1	0	0
AFC TOTALS	50	33	31	9	19	24	5	2	3	1	2	1
NFC West	W	L	W	L	W	L	W	L	W	L	W	L
Arizona	2	0	1	0	1	0	0	0	0	0	0	0
St. Louis	1	2	1	1	0	1	0	0	0	0	0	0
San Francisco	2	1	1	0	1	1	0	0	0	0	0	0
Seattle	10	7	6	3	4	4	0	0	0	0	0	0
TOTALS	15	10	9	4	6	6	0	0	0	0	0	0
NFC East	W	L	W	L	W	L	W	L	W	L	W	L
Dallas	2	1	1	0	1	1	0	0	0	0	0	0
New York Giants	1	1	1	0	0	1	0	0	0	0	0	0
Philadelphia	1	1	1	0	0	1	0	0	0	0	0	0
Washington	2	1	1	1	1	0	0	0	0	0	0	0
TOTALS	6	4	4	1	2	3	0	0	0	0	0	0
NFC North	W	L	W	L	W	L	W	L	W	L	W	L
Chicago	1	0	1	0	0	0	0	0	0	0	0	0
Detroit	1	0	0	0	1	0	0	0	0	0	0	0
Green Bay	1	1	1	0	0	1	1	0	0	0	0	1
Minnesota	1	1	0	1	1	0	0	0	0	0	0	0
TOTALS	4	2	2	1	2	1	1	0	0	0	0	1
NFC South	W	L	W	L	W	L	W	L	W	L	W	L
Atlanta	2	1	1	1	1	0	1	0	0	0	0	1
Carolina	1	0	1	0	0	0	0	0	0	0	0	0
New Orleans	1	1	0	0	1	1	0	0	0	0	0	0
Tampa Bay	1	1	1	0	0	1	0	0	0	0	0	0
TOTALS	5	3	3	1	2	2	1	0	0	0	0	1
NFC TOTALS	30	19	18	7	12	12	2	0	0	0	0	2
NFL TOTALS	80	52	49	16	31	36	7	2	3	1	2	2

GENERAL MANAGER

TED SUNDQUIST



Ted Sundquist begins his second decade with the Denver Broncos as the team's General Manager, having been named to that position after 10 years in player personnel for the National Football League team.

One of the youngest major personnel executives in pro football, Sundquist works with Executive Vice President of Football Operations/Head Coach Mike Shanahan in the negotiation of player contracts and managing the football operations department's \$103 million budget. He oversees the Broncos' entire player personnel department, both pro and college.

In addition to supervising pro and college scouting, Sundquist is responsible for salary cap and contract analysis, video and football technologies, equipment, training and medical personnel. He assists Mike Shanahan in establishing and modifying policies and practices within these departments of

football operations.

Sundquist and Coach Shanahan work closely in all areas of financial planning and with respect to personnel decisions related to the signing of free agents, the selection of players in the college draft, trades, waivers, and other related football activities, including the long-range management of Denver's salary cap.

For the past seven years, when the Broncos have been perhaps the NFL's most successful organization—the only team to win 79 games and two World Championships—Sundquist has evaluated every draftable player and endorsed such standouts as Terrell Davis, Olandis Gary, Mike Anderson, Trevor Pryce, Brian Griese and Al Wilson. He has also had success with undrafted free agents such as Matt Lepsis.

He spent six very successful seasons as Director of College Scouting after spending the 1995 season apprenticing under late college scouting director Jerry Frei. Sundquist was a pro and college scout for the Broncos in 1993-94.

Thus, at age 40 Sundquist has already established himself as one of the league's top player personnel evaluators. A testament to this first came in 1997 when Sundquist was selected to sit on the five-member Executive Committee of National Football Scouting, Inc. He is also a member of the selection committee for the annual National Invitational Camp.

Sundquist's background is more diverse than most in his profession. He played collegiately at the Air Force Academy, participating on two bowl championship teams.

While stationed in Berlin as a flight commander for the 6912 Electronic Security Group from 1986-88 Sundquist supervised and directed 45 Air Force personnel, as well as \$35 million worth of equipment.

He also reported highly perishable defense information to Theater Tactical Commanders and briefed general officers and state department officials regarding flight operations.

Upon his return to the United States Sundquist rejoined the Air Force coaching staff, with which he had worked during the 1984 season. Along with his varsity coaching duties he was the head coach for the USAFA Preparatory School in 1990-91, and took an active part in scouting for the Falcons.

Sundquist also was a member of the U.S. National Bobsled Team from 1984-88, and competed in the Olympic Trials in '88. A Texas native, Sundquist played at Spring Woods High School in Houston with major-league pitching great Roger Clemens.

From there Sundquist moved on to the Air Force Academy and eventually the University of Colorado, where he earned his master's degree in public administration in 1992.

Sundquist was born May 1, 1962 in Houston. He and his wife, Amy, live in Parker, Colo.

ASSISTANT COACHES

JACOB BURNEY • DEFENSIVE LINE

NFL Season: 9th (1st year with Broncos)



Jacob Burney is in his first season as defensive line coach of the Broncos, following successful stints with Carolina (1999-2001) and the Cleveland Browns/Baltimore Ravens (1994-98). He has coached eight seasons in the NFL and has forged a reputation as a vocal leader for his players, and one who takes a hands-on approach to his teaching.

Burney's defensive line in Carolina last season was depleted by injury, with four players—including two starters—lost for the season. There were bright spots nonetheless, as Burney coaxed a breakout season from third-year defensive end Mike Rucker, who posted a career-high and team-leading nine sacks. Under Burney's tutelage, Rucker developed into a full-time starter and set a record for sacks by a Panthers defensive lineman.

During Burney's tenure in Carolina, the Panthers also showed a knack for creating turnovers, with the defense posting 74 take-aways during the 2000-01 seasons, fourth-most in the NFL, with the Broncos leading that list with 81.

Prior to his tenure in Carolina, Burney spent five seasons with the Cleveland Browns/Baltimore Ravens franchise. He was hired by the Browns in 1994, and oversaw a defensive line that contributed mightily to a defensive unit that allowed only 204 points, nine rushing touchdowns and 3.6 yards per carry that season.

With Baltimore in 1998 Burney helped develop defensive lineman Michael McCrary into a Pro Bowl starter and contributed to a Ravens defensive unit that ranked sixth in the NFL against the run.

Burney, 43, enjoyed a successful 11-year coaching career on the collegiate level before entering the NFL coaching ranks in 1994. It began at New Mexico (1983-86), and continued with stints at Tulsa (1987), Mississippi State (1988), Wisconsin (1989), UCLA (1990-92) and Tennessee (1993). Each of those appointments was as defensive line coach, with the exception of the Mississippi State job, in which he coached the inside linebackers.

A standout player himself, Burney was a four-year starter on the defensive line at Tennessee-Chattanooga, where he helped the Moccasins to four Southern Conference championships and a four-year record of 33-9-2. He earned All-Southern Conference honors in each of his final three seasons and earned a bachelor's degree in physical education in 1981. Burney had tryouts with the Detroit Lions in 1981 and '82.

Burney, a native of Chattanooga, Tenn., (1/24/59) was a three-sport star at Tyner High School, earning all-state honors in football, wrestling and track and field. He and his wife, Madrinna Paton, have two sons, Jacob and Benjamin. The family makes its home in Centennial, Colo.

FRANK BUSH • SPECIAL TEAMS

NFL Season: 11th (8th year with Broncos)



Frank Bush enters his eighth year with the Broncos and his second as special teams coach. He excelled in his first year in that position, with the Broncos ranking highly in numerous statistical categories. Bush moved into that new role after one year as the club's nickel package/secondary coach, which followed five years as linebackers coach. In that role he was highly successful in molding a unit that played an integral role in Denver's back-to-back World Championships in 1997 and '98.

In 2001 the Broncos ranked third in the AFC and sixth in the NFL in kickoff coverage, with opponents' average drive starting at its own 26.8-yard line. Conversely, Denver's average drive began at its 27.3. Individually, Jason Elam led the NFL in field goals with a team-record 31 and tied for third in the NFL with 124 points. His 86 percent accuracy on field goals was the best in Broncos history. Punter Tom Rouen

ranked second in the AFC and third in the NFL in gross punting average, and earned an AFC Special Teams Player of the Week honor, while Elam earned an AFC Special Teams Player of the Month award. Additionally, Deltha O'Neal ranked fourth in the NFL in punt return average (13.1).

In both 1998 and '99 Bush's linebacking corps produced the team's top three tacklers, and the top two in '97. The 1999 accomplishment was even more remarkable, and showed the club's depth at the position, considering that 1997-98 tackle leader John Mobley missed nearly the entire season because of a knee injury.

In 1999 Glenn Cadrez (97), Bill Romanowski (94) and rookie Al Wilson (88) paced the team, combining to contribute nearly one-third of the Broncos' total tackles. Wilson was elevated into the starting lineup in the wake of Mobley's injury, and proceeded to show the kind of promise that was expected when he was made the team's No. 1 draft choice.

In 1998 Mobley (132), Cadrez (105) and Romanowski (95) paced the club, as Romanowski was voted to his second Pro Bowl in three years at strongside linebacker, and Denver ranked No. 3 in the NFL against the rush. Bush also successfully implemented Cadrez into the starting position at middle linebacker in 1998, while continuing to mold Mobley into one of the game's brightest young defensive stars at the weakside position.

Bush's troops produced the team's No. 1 and No. 2 tacklers in 1997—Mobley (162) and Romanowski (117)—as Denver won its first-ever Super Bowl. Mobley was named first-team All-Pro by the Associated Press, leading a defensive unit that raised its level of play over the latter part of the season and was crucial to the club's title run.

The linebacking corps was much improved in 1996, following the addition of Romanowski through free agency and Mobley through the draft. They joined Allen Aldridge to form an outstanding starting group that played a major role in the Broncos' improvement to the No. 4 defensive ranking in the NFL, including a No. 1 ranking against the rush. Romanowski's impact was immediate as he earned his first Pro Bowl invitation in nine NFL seasons.

In his first year in Denver, 1995, Bush's linebackers were part of a defensive unit that improved its league ranking by 13 places to figure 15th overall in the NFL.

Bush joined the Broncos staff in 1995 after spending the previous 10 years with the Houston Oilers as a player, scout and assistant coach. He began his coaching career in 1992, when he coached the Oilers linebackers. Under Bush's tutelage, several members of the linebacking corps earned postseason honors as Houston boasted one of the most aggressive defenses in the NFL.

Before his coaching tenure with Houston, Bush was a college scout for the Oilers from 1987-92. During that period Bush was the primary college scout in the Western states, helping to bring in some of the players who made the Oilers a very successful team during his tenure.

Bush, 39, was considered one of the most talented young players during his two years in the NFL until a spinal injury prematurely ended his career. In 1985, he played in all 16 games with 11 starts and contributed 114 tackles and four sacks (including two of John Elway). For his efforts, he was selected to UPI's first-team All-NFL rookie squad.

Bush was a fifth-round draft choice of the Oilers in 1985 out of North Carolina State. As a three-year starter for the Wolfpack he recorded 247 tackles, 15 sacks and four interceptions. He majored in communications while at N.C. State.

A native of Athens, Ga., Bush was born Jan. 10, 1963. He and his wife, Stephanie, reside in Aurora, Colo.

LARRY COYER • LINEBACKERS

NFL Season: 4th (3rd year with Broncos)



Larry Coyer is in his third season on the Broncos coaching staff, in charge of the club's linebackers. In his 33rd year of coaching on either the collegiate or professional level, Coyer came to Denver in 2000 from the University of Pittsburgh, where he was defensive coordinator from 1997-99.

Coyer directs a unit that features as much talent and speed as any position on the team. Starters and team tackle leaders John Mobley and Al Wilson return, and are joined by first-time starter Ian Gold, who takes over the weakside position while Mobley moves to the strong side. Wilson made the Pro Bowl for the first time last season, and Gold was also named to the Pro Bowl as the special teams performer, while Mobley continues to be one of the steadiest and most effective members of the Broncos defense.

In Coyer's first year in Denver, 2000, Mobley and fellow linebacker Bill Romanowski finished Nos. 1-2 on the team in tackles (133 and 121), while Wilson ranked fourth (104).

While at Pittsburgh, Coyer directed a defensive unit that showed significant improvement each season, culminating in a 1999 showing that included top-five rankings in the Big East Conference in all major defensive statistical categories. Two of his standouts, safety Ramon Walker and defensive lineman Demond Gibson, earned All-Big East honors that season.

In 1998, the Panthers ranked third in the Big East in total defense, and over the course of the 1997-98 seasons, the unit amassed 62 sacks, the highest two-season total at Pittsburgh since 1990-91.

Prior to his stint at Pittsburgh, Coyer was defensive coordinator at Iowa State for two seasons (1995-96). That post was preceded by a one-year assignment as defensive line coach for the New York Jets in 1994.

Coyer's other professional coaching experience came in the United States Football League, as linebackers coach with the Michigan Panthers (1984-85) and defensive coordinator with the Memphis Showboats (1986).

Additionally, Coyer was the defensive coordinator at East Carolina in 1993, where under his guidance the Pirates improved in virtually every defensive category. He also served as defensive backs coach at Ohio State (1991-92), assistant head coach/defensive backs coach at Houston (1990) and linebackers coach at UCLA (1987-89). Prior to his stint in the USFL, Coyer was defensive coordinator at Iowa State (1979-83), Oklahoma State (1978) and Iowa (1974-77) and defensive backs coach at Bowling Green.

A 1964 graduate of Marshall University, Coyer began his coaching career at his alma mater in 1965 as defensive coordinator, a position he maintained through the 1967 season.

A native of Huntington, W.Va., Coyer was born April 19, 1943. He and his wife, Jan, make their home in Aurora, Colo. Their son, Matt, was a member of an NCAA Champion soccer team at Indiana University. His son, Justin, was an all-state football player in high school, and currently resides in Iowa.

RICK DENNISON • OFFENSIVE LINE

NFL Season: 8th (all with Broncos)



Rick Dennison is in his eighth year on the Broncos coaching staff and his second as offensive line coach. He took over that role last year after spending the previous four seasons coaching the club's special teams (1997-2000) and two years as an offensive assistant (1995-96).

Dennison oversees a unit that has annually been regarded as the best in the business, previously under Alex Gibbs, and now under his tutelage. Anchoring the line is perennial Pro Bowl center Tom Nalen, who is joined by returning starters Dan Neil, Matt Lepsis and Lennie Friedman to form the nucleus of a group that looks to continue the legacy of the Broncos offensive line.

In his previous role, the play of Dennison's special teams units was instrumental in the Broncos success, highlighted by Denver's back-to-back World Championships in 1997 and '98. Dennison's coverage units held opponents to a tie for the deepest average drive start in the AFC in 2000 (26.1-yard line). One of Dennison's most outstanding performers, Detron Smith, was recognized in 1999 for his excellence in an often under-appreciated realm, being voted to the Pro Bowl as the special teams performer. It marked the third time in Dennison's tenure with the Broncos that he had seen one of his pupils earn a Pro Bowl invitation.

Kicker Jason Elam enjoyed the finest season of his six-year NFL career in 1998, earning his second Pro Bowl selection by setting a franchise record for PATs in a season (58 for 58) and converting 85% (23 of 27) of his field goal attempts. Elam also tied Tom Dempsey's 28-year old NFL record for longest field goal, with a 63-yarder vs. Jacksonville, Oct. 25, 1998. His career numbers continued to escalate as well, with Elam becoming the all-time leading scorer in franchise history during the 1999 season, while also establishing franchise dominance in field goals, field-goal attempts and PATs. He finished the 2000 season having converted an NFL-record 313 consecutive PATs, dating back to his rookie season.

Punter Tom Rouen consistently performed at or near the top of the league rankings under Dennison's tutelage, posting a gross punting average of more than 46 yards-per-punt for the second year in a row in 1999 to lead the NFL. His career-best 46.9-yard average in 1998 ranked second, while Dennison's kick-return unit ranked sixth in the NFL, staking the Broncos to an average drive start of their opponents' 28-yard line.

Under Dennison's guidance in 1997 the Broncos' special teams played an integral role in leading the franchise to its first World Championship. Darrien Gordon tied for the NFL lead with three touchdowns on punt returns and ranked second in the NFL in punt return average (13.6), while Elam ranked second in the AFC (4th NFL) in scoring (124) and Rouen ranked fourth in the AFC (5th NFL) in net punting average.

As a unit, Denver's kickoff and kick coverage teams ranked among the league leaders, as the Broncos recorded an average drive start of 28.6 (2nd AFC/4th NFL), while forcing their opponents to an average drive start of 24.4 (4th AFC/9th NFL). Denver also led the NFL in punt return average (13.5).

A former standout linebacker for the Broncos, Dennison joined the coaching staff in 1995 after spending the previous three years coaching at Suffield Academy in Connecticut. He served for two years in Denver as an offensive assistant, providing quality control work and assistance of all types to the offensive coaching staff before being promoted to special teams coach Feb. 12, 1997.

In Dennison's two years on the offensive staff the Broncos' offense posted the most prolific two-year total offense numbers in franchise history at that time, including a No. 1 NFL ranking in total offense for 1996, and a bevy of franchise offensive records set in both seasons.

Dennison, 44, played inside linebacker for the Broncos from 1982-90, appearing in 128 games, including 52 starts and three Super Bowls. In 1989, he received the Ed Block Memorial Award for Courage. Dennison ranked second on the team in tackles in 1988 with 133 and led the team with three fumble recoveries.

Perhaps the best performance of his career came in a 1987 playoff game against Houston when he registered eight tackles and a quarterback pressure. He also had an excellent season in 1984 when he had 164 stops and a career-high three sacks in his first full season as a starter. Dennison was a free agent acquisition by the Broncos in 1982.

Dennison joined the Broncos in 1982 after a fine college career at Colorado State where he was a second-team Academic All-American as a senior and earned three varsity letters. In 1979, Dennison received his bachelor's degree in civil engineering from CSU, followed by a master's degree in the same field from CSU in 1982.

Dennison, born in Kalispel, Mont., on June 22, 1958, attended Rocky Mountain High School in Fort Collins where he lettered in football, basketball and baseball. His father, George, is in his 13th year as president of the University of Montana.

Rick, his wife, Shannon, and sons Joseph and Steven, reside in Centennial, Colo.

KARL DORRELL • WIDE RECEIVERS

NFL Season: 3rd (all with Broncos)



Karl Dorrell is in his third season coaching the Broncos' wide receivers, and has quickly established himself as one of the bright young coaching minds in the game. His receivers have climbed to new heights in each of his two seasons with the club, and bring a great deal of promise into the 2002 campaign.

Last year Dorrell faced the challenge of replacing Pro Bowl veteran Ed McCaffrey after a season-ending injury in Week 1, and not only saw Rod Smith catch a franchise-record 113 passes, but also implemented many young players into the Broncos scheme while working through a variety of other injuries that affected playing time. Though it was a trying season in that regard, Dorrell's tutelage allowed the club to glimpse the young talent it had assembled, as those players gained experience that will pay future dividends. Smith earned his second Pro Bowl invitation, and led the NFL in receptions

while ranking sixth in receiving yards.

In Dorrell's first season in Denver, 2000, his receiving corps played an integral role in elevating the overall offensive unit to franchise records in total yards, passing yards and first downs. McCaffrey and Smith took their performance to new levels that year, as Smith earned the first Pro

Bowl selection of his six-year career while shattering the franchise record with 1,602 receiving yards and tying the previous record with 100 receptions. McCaffrey had the most productive season of his 10-year career by catching a franchise-record 101 passes for 1,317 yards, now third best behind Smith's two top figures. Both finished in the NFL's top four in receptions and in the top 10 in receiving yards.

Smith's 1,602 yards tied for the eighth-highest single-season total in NFL history, while the duo became just the second pair from the same team ever to post 100 more catches in the same season. Smith and McCaffrey were virtually unstoppable with 13 100-yard games between them.

Prior to his arrival in Denver Dorrell coached 12 years on the collegiate level, including seven seasons as an offensive coordinator. In his career as a player and coach, Dorrell took part in 12 bowl games, including three Rose Bowls, two Fiesta Bowls and two Cotton Bowls. He came to Denver from the University of Washington, where he spent the 1999 season as offensive coordinator and wide receivers coach. In his one season at the school the Huskies led the Pac-10 in time of possession with an average of 32:57 per game, and scored 28.3 points per game.

Dorrell has close ties to the Denver Broncos organization and the Rocky Mountain region. He assisted the Broncos coaching staff during training camp in both 1993 and '99 through the NFL's Minority Coaching Fellowship program, and was offensive coordinator and wide receivers coach at the University of Colorado from 1995-98, after a previous stint as wide receivers coach from 1992-93.

During his first tenure at CU, two of Dorrell's wide receivers, Charles Johnson and Michael Westbrook, became just the fourth pair of receivers on the same team in NCAA history to accumulate more than 1,000 yards in the same season. Johnson and Westbrook are two of the six collegiate receivers Dorrell has coached who have gone on to the NFL—three of whom were first-round draft choices.

A former wide receiver himself, Dorrell began coaching in 1988 as a graduate assistant at his alma mater, UCLA. His other coaching stops include Central Florida (1989; receivers), Northern Arizona (1990-91; offensive coordinator/receivers) and Arizona State (1994; wide receivers). In his first experience as an offensive coordinator, Dorrell made his mark at NAU, directing the Lumberjack offense to a school record for first downs in a season, and the second-highest total offense figure in school history.

Dorrell, 38, earned his bachelor's degree from UCLA in 1986, and completed his playing career ranked second in school history in receptions (108) and fourth in receiving yards (1,517). He had a brief professional career, spending part of the 1987 season with the Dallas Cowboys before being placed on injured reserve.

A native of Alameda, Calif. (12/18/63), Dorrell is a graduate of San Diego's Helix High School, where he was a two-time all-league selection and honorable mention All-America as a senior.

Karl and his wife, Kim, have two children, Chandler (7) and Lauren (4), and reside in Englewood, Colo.

GEORGE DYER • ASSISTANT TO HEAD COACH

NFL Season: 21st (8th year with Broncos)



George Dyer is in his 21st season coaching in the NFL and his eighth with the Broncos. He moves into a new role this season as assistant to the head coach, after serving as defensive line coach for his first seven seasons in Denver. Dyer came to Denver in 1995 following a three-year stint in Los Angeles where he was the Rams' defensive coordinator and defensive line coach (1992-94). Dyer joined the Rams staff after nine years with the Seattle Seahawks (1983-91) where he was also in charge of the defensive line, and one year with the Buffalo Bills (1982).

Dyer's defensive line units were instrumental in the Broncos' overall success from 1995-2001, highlighted by back-to-back World Championships in 1997 and '98. Denver's sack total increased in each of Dyer's first five seasons, from 23 the year before his arrival, to 30, 40, 44, 47 and then 50 in 1999, with the figure still registering in the

40s (44) in 2000. The 1999 figure tied for third most in franchise history, and the most since 1992.

Last season defensive tackle Trevor Pryce—Denver's 1997 first-round draft choice—continued to blossom under Dyer's tutelage, earning his third consecutive Pro Bowl invitation in just his fifth

NFL season. Pryce tied for the team lead with seven sacks, marking the fourth consecutive season in which Pryce either shared or held outright the team sack title. He led the Broncos with 12 sacks in 2000 after registering 13 in 1999, tied for the fifth-best single-season mark in franchise history. Overall, the defensive line has accounted for 83 of the club's 133 sacks (62%) over the past three seasons.

Dyer's unit in 1998 featured the team's individual sack leaders in Pryce (8.5) and Maa Tanuvasa (8.5), who led a defensive unit that posted the seventh-highest sack total (47) in franchise history. The line was equally proficient against the run in 1998, allowing just 1,287 yards, the second-lowest total in franchise history, behind only the nine-game total of 935 yards allowed during the strike-shortened 1982 season.

Dyer's 1997 unit boasted three players with at least eight sacks—Tanuvasa and defensive ends Neil Smith and Alfred Williams, each with 8.5—spearheading a defensive group that posted 44 for the season, the highest Denver total since 1993. Tanuvasa, a Dyer pupil on the Rams' practice squad in '93, showed considerable growth in his third season, and Smith was voted to his sixth Pro Bowl.

In his first two seasons in Denver, Dyer's defensive line helped the entire defensive unit improve its league ranking from 28th in 1994 to fourth in '96—including a No. 1 ranking against the rush.

During his tenure in the NFL, Dyer has coached All-Pro linemen wherever he has been, including six-time Pro Bowler Fred Smerlas and Ben Williams in Buffalo; Jacob Green, Cortez Kennedy and Joe Nash in Seattle and Sean Gilbert in Los Angeles. While in Denver he has tutored Pro Bowl players in Williams (1996), Smith ('97) and Pryce (2000-02).

Dyer's 1994 Rams defense ranked seventh in the NFC and 12th in the league against the pass and their defensive line gave up an average of just 3.6 net yards per rush, which tied them for third in the NFC and sixth in the NFL.

In 1983, Dyer's defensive line in Seattle averaged 2.7 sacks per game, as the Seahawks advanced to the AFC Championship Game for the only time in their history. Prior to joining the Bills, Dyer served as defensive coordinator at Arizona State (1980-81) and at Michigan State (1977-79). He also coached for the Winnipeg Blue Bombers of the Canadian Football League from 1974-76 and had stints with San Jose State (1973) and Idaho (1972).

Dyer started his coaching career at Humboldt State (1964-66) before becoming head coach at Coalinga Junior College in Central California, in 1967. He was defensive coordinator at Portland State from 1968-71.

As a player, Dyer was a center and linebacker at UC Santa Barbara from 1961-63. He is a graduate of San Gabriel High School in San Gabriel, Calif.

Dyer (5/4/40), born in Alhambra, Calif., makes his home in Centennial, Colo., with his wife Marjorie. The Dyer family includes son George and his wife Pam; son Doak and his wife Shauna; daughter Tami and her husband Ken Dalle Molle, and sons Frank "Lefty" Dalle Molle (3) and Hank Dalle Molle (1); and daughters Darci and Marni.

ALEX GIBBS • ASST. HEAD COACH / OFFENSIVE LINE

NFL Season: 19th (12th year with Broncos)



Alex Gibbs is in the eighth year of his second tour of duty with the Broncos, and his 39th year overall in coaching. Last year he stepped back from his full-time duties, as Rick Dennison was promoted to offensive line coach, allowing Gibbs to contribute primarily in the role of a consultant to the offensive coaching staff, an arrangement that will continue in 2002.

Gibbs returned to Denver in 1995 to assume the role of assistant head coach/offensive line coach under Mike Shanahan, and further enhanced his reputation as an elite coach in the National Football League. Gibbs, who coached in Denver from 1984-87, has coached for every franchise in the current AFC West, spending time with the Raiders (1988-89), Chargers (1990-91) and Chiefs (1993-94) in addition to his two tenures in Denver.

His offensive line unit played an integral role in Denver's success in the late 1990s, highlighted by back-to-back World Championships in '97 and '98. Gibbs' troops paved the way for a punishing ground game while providing superior pass protection. The Broncos

did not allow more than 35 sacks in a season from Gibbs' return in 1995 through 2000, and posted two of top six marks in club history during that period: 25 sacks allowed in 1998 and 26 in '95.

In seven playoff games over the two championship seasons, Denver averaged an astounding 185 rushing yards per game, while allowing an average of just 1.4 sacks. The Broncos ranked No. 1 in the NFL in rushing in 1996, No. 5 in '97 and No. 3 in '98 and 2000, while the offense overall led the NFL in 1996 and '97, and ranked third in '98 and second in 2000.

In 2000, center Tom Nalen earned his fourth straight Pro Bowl invitation under Gibbs' guidance, as he continued to establish himself as one of the elite centers in the National Football League. Nalen's play—as well as that of his offensive linemates—was crucial to an offensive output that included franchise records for total yards (6,554), passing yards (4,243) and first downs (383).

The 1999 season was highlighted by Nalen's third straight Pro Bowl selection—his first as a starter—during a year of transition following the retirement of future Hall of Famer John Elway.

The Denver offense set six franchise records in 1998, and that all began up front where Gibbs' unit served as the catalyst for such tremendous output. Those records included total offense (6,092), first downs (347), points scored (501), rushing yards (2,468), rushing touchdowns (32) and total touchdowns (62). In addition, the 1998 unit allowed just 25 sacks, the lowest total in franchise history for a 16-game season. Individually, Nalen, tackle Tony Jones and guard Mark Schlereth were each named to the Pro Bowl, due in large part to the performance they turned in blocking for NFL Most Valuable Player Terrell Davis, who gained over 2,000 yards to win the rushing title. It was Davis' fourth straight 1,000-yard season, and he earned his third consecutive Pro Bowl nod in the process.

Gibbs' line gained broad recognition for its contribution to Denver's first title run in 1997, clearing the way for an astonishing rushing average of 187 yards-per-game in the playoffs. In Super Bowl XXXII vs. Green Bay, the line bullied the Packers for 179 rushing yards—100 of which came in the second half when the Broncos controlled the clock and the line of scrimmage en route to the historic win. In all, Denver running backs recorded a total of 15 100-yard games over the course of the 20-game regular season and postseason slate, including Davis' 157-yard, MVP effort in the Super Bowl.

The 1997 team also led the NFL in scoring (472) and touchdowns (55), setting franchise records in each category. The offensive line received a rare group award following Denver's '97 Wild Card win over Jacksonville, as the entire unit was named NFL Offensive Player of the Week, marking just the second time in NFL history such an award has been bestowed to an offensive line.

While the strength of the offensive line has been its ability to function as a unit, Gibbs' linemen were singled out with Pro Bowl invitations in each of the six seasons following his return to Denver. In addition to Nalen's fourth straight selection in 2000, Jones and Schlereth were selected in '98 and left tackle Gary Zimmerman was voted to the Pro Bowl in 1995 and '96.

It was Gibbs' ability to mold that unit into the league's best that allowed the Broncos' offense to put up the most prolific six-year totals in franchise history over the 1995-2000 seasons. He had worked the same magic in Kansas City, dropping the Chiefs' sack total from 48 in 1992 to 19 in '94. Under his guidance, tackle John Alt and guard Will Shields earned Pro Bowl and consensus all-rookie honors, respectively, in 1993, as the Chiefs advanced to the AFC Championship Game.

In the first two years after his return Denver (1995-96), Gibbs succeeded at the very task that had formed the basis for his glowing reputation in the NFL: protecting the quarterback. Gibbs' offensive line allowed just 57 sacks over those two seasons—a dramatic reduction from the total of 55 allowed in 1994 alone, prior to Gibbs' return. The 57 sacks (26 in '95 / 31 in '96) were the sixth fewest in the NFL over that two-year period (third in the AFC) and the lowest two-year total in franchise history.

In 1992, Gibbs was the offensive line coach for the Indianapolis Colts, whose sack total dropped by 13 in the one season he was there. Prior to that, he spent the 1990-91 seasons in San Diego, where he helped put together a line that propelled the Chargers to the second-best rushing offense in the league in 1991 with an average output of 140.5 yards per game. The Chargers were the league's third most potent rushing offense in 1990, averaging 141.1 yards per game.

Gibbs spent the 1988-89 seasons with the Los Angeles Raiders, where he coached with current Broncos head coach, and then-Raiders head coach Mike Shanahan. While at Los Angeles, he helped to groom the talents of guard Steve Wisniewski, who was a Pro Bowl selection eight times in his career.

Gibbs had first become an NFL assistant in 1984 with the Broncos, serving as the club's offensive line coach for four seasons. He was part of a staff that saw Denver earn trips to two straight Super Bowls (XXI and XXII). Under Gibbs' guidance, guard Keith Bishop earned All-Pro and Pro Bowl honors in 1986 and '87.

Gibbs coached at the collegiate level for 13 seasons before entering the pro ranks. He worked at Duke (1969-70) and Kentucky (1971-72) before moving to West Virginia (1973-74), where he worked under head coach Bobby Bowden. He then became the offensive coordinator/line coach at Ohio State (1975-78) where his line troops opened up the holes that enabled Archie Griffin to claim back-to-back Heisman Trophy awards. In 1979, Gibbs became offensive coordinator at Auburn, a position he held for three seasons. He then coached the offensive line at Georgia from 1982-83. Gibbs also spent three years at Mount Airy (N.C.) High School where he won a pair of state championships.

Gibbs, 61, is a native of Morganton, N.C., where he was a running back and defensive back at Davidson College. He studied pre-law and then earned his master's degree from the University of North Carolina at Chapel Hill in European history, and later received his doctorate in education from Auburn.

Gibbs (2/22/41) is not the only athlete in his family. His son David, who joined the Broncos coaching staff in 2001 and is now the team's secondary coach, was a defensive back on Colorado's 1990 National Championship team, where his teammates included Broncos punter Tom Rouen. Gibbs' son Mark played at UCLA, and his son Chuck played for Army.

Alex has five children: sons Steve, David, Chuck and Mark, and daughter Sandy.

DAVID GIBBS • SECONDARY

NFL Season: 2nd (both with Broncos)



David Gibbs is in his second season with the Broncos, and his first as secondary coach after joining the staff in 2001 to coach the safeties. He came to Denver after four seasons as defensive coordinator/secondary coach at the University of Minnesota.

Gibbs brought 10 years of coaching experience at the college level to his new position, but was no stranger to the Broncos organization and the Denver area, having spent a great deal of time with the club during his father, Alex's, 10-year Broncos coaching tenure and having played and coached at the University of Colorado in nearby Boulder.

In his first season of NFL coaching Gibbs quickly established himself as a young coach with a bright future. Second-year pro Kenoy Kennedy developed nicely under Gibbs' tutelage, as he became a full-time starter at strong safety and ranked fifth on the

team in tackles.

Gibbs was the youngest defensive coordinator in Division I-A when hired by Minnesota in 1997, and directed a dramatic defensive turnaround in his four seasons with the Golden Gophers from a unit that ranked last in the Big Ten in every major statistical category before his arrival. His defense reached its peak in 1999 when Minnesota finished fourth in the conference and 22nd in the nation in total defense by allowing just 319.9 yards per game, the best performance by a Gopher team since 1985. They led the Big Ten in pass defense and ranked second in pass defense efficiency and scoring defense, the latter two figures ranking eighth nationally.

Gibbs' star pupil, safety Tyrone Carter, was a two-time All-American and won the Jim Thorpe Award under his tutelage, and parlayed his collegiate success into a starting position as a rookie with the Minnesota Vikings. Carter was the Golden Gophers' first back-to-back All-American since 1961-62, and overall Gibbs' defense produced an All-American three consecutive seasons for the first time at the school since 1961-63.

In 1998 Minnesota's rushing defense ranked fourth in the Big Ten and 13th in the nation, at 103.7 yards per game, the school's best figure since 1962. In addition, during Gibbs' tenure, the Minnesota defense posted the top three single-season sack figures in the school's rich football history, posting a record 44 in 1999, followed by its 41 in 1997 and 38 in 1998.

Gibbs, 34, came to Minnesota from Kansas where he was defensive secondary coach in 1995-96, following graduate assistant stints at Colorado (1993-94) and Oklahoma (1991-92).

A 1990 graduate of Colorado with a bachelor's degree in marketing, Gibbs was a four-year letterwinner at defensive back for the Buffaloes. He started every game in 1989 when CU fashioned an impressive 11-1 overall record en route to an Orange Bowl bid and a No. 4 ranking in the final national poll. He collected Academic All-Big Eight honors as a senior in 1990 when he helped lead the Buffs to an 11-1-1 overall record and the co-National Championship following a 10-9 win over

Notre Dame in the Orange Bowl. During his collegiate career, Colorado registered a combined record of 37-10-1 and played in four bowl games.

A native of Mount Airy, N.C., Gibbs is a graduate of Auburn (Ala.) High School. He was born Jan. 10, 1968. David and his wife, Debbie, make their home in Castle Pines, Colo.

GARY KUBIAK • OFFENSIVE COORDINATOR/QUARTERBACKS

NFL Season: 9th (8th year with Broncos)



Gary Kubiak is in his eighth season as Denver's offensive coordinator in 2002, coming off seven highly successful seasons in which the Broncos' offensive unit has produced numbers unparalleled in the history of the organization, highlighted by back-to-back World Championships in 1997 and '98.

Kubiak, who owns three Super Bowl rings, is one of just 14 NFL coaches to win a Super Bowl with two different franchises (San Francisco, 1994) and one of just nine to win a title with a team from each conference.

He returned to the Broncos organization in 1995 with head coach Mike Shanahan, after the pair coached together in 1994 in San Francisco, where Shanahan was offensive coordinator, Kubiak was quarterbacks coach and fellow Broncos assistant coach Brian Pariani (tight ends) was an offensive assistant.

Kubiak's return to Denver—where he played quarterback behind All-Pro John Elway from 1983-91—has been marked by extraordinary success. The Broncos have produced the National Football League's No. 1 offense twice during Kubiak's tenure (1996-97)—a first in franchise history—and have ranked in the top three overall in five of his seven seasons: No. 2 in 2000, No. 3 in 1995 and '98, in addition to the two No. 1 ranking. The total offensive numbers produced in Kubiak's first seven years at the controls mark the most prolific seven-year totals in club annals.

Last year Denver battled through serious injuries at critical positions, but still produced offensive bright spots, such as Rod Smith's NFL-best 113 catches, which broke the franchise single-season record and earned him his second consecutive Pro Bowl invitation. The club's scoring output also allowed Denver to retain its standard as the highest scoring team in the NFL from 1995-2001, averaging 25.8 yards per game.

The 2000 season saw a rekindling of the offensive firepower that marked Kubiak's first four seasons, as the club set franchise records in three major offensive categories, bettering marks established earlier in Kubiak's tenure. The Broncos set new standards for total offense (6,554), passing offense (4,243) and first downs (383), while third-year quarterback Brian Griese and Smith earned their first career Pro Bowl invitations and center Tom Nalen earned his fourth straight. Additionally, rookie running back Mike Anderson broke numerous franchise records with 1,487 yards and 15 touchdowns to earn AP Offensive Rookie of the Year honors, along the way posting the best single-game performance by a rookie in NFL history (251 yards rushing) and the fourth-best outing overall in NFL history (now fifth). It was the second straight year a Broncos rookie running back had topped 1,000 yards, following Olandis Gary's 1,159 rushing yards in 1999.

The Broncos set new single-season standards for touchdowns and points scored three consecutive seasons from 1996-98, and posted new records for yards per rush in both 1997 and '98. Denver has also scored 30 or more points in a game 50 times (including four times in postseason) in the 121 regular and postseason games since Kubiak's hire. In the seven years that Kubiak has been at the controls of the Denver offense, Denver has accumulated the second most rushing yards (15,255) and total yards (40,449) in the NFL.

Denver has had 24 Pro Bowl selections from the offensive side of the football in Kubiak's seven seasons as offensive coordinator, and is the only team in NFL history to produce a 3,000-yard passer (John Elway), a 1,500-yard rusher (Terrell Davis) and a 1,000-yard receiver (Shannon Sharpe, '96 and '97; Rod Smith, '97) two years in a row, doing so in 1996 and '97.

Kubiak has been instrumental in the development of Griese, who has started 38 games for the Broncos over the past three seasons and has thrown 50 career touchdown passes faster than any quarterback in franchise history, doing so in just his 34th game. He led the NFL in passer rating (102.9) in 2000 en route to the Pro Bowl, and set a franchise record for completion percentage (64.3%) that season while posting the second best touchdown-to-interception ratio in NFL history with 19 scoring tosses and just four interceptions (4.75-1). In 1999 Griese became just the eighth

quarterback in the NFL since 1970 to throw for more than 3,000 yards (3,032) in the year of his first start.

Davis set six offensive franchise records in 1998, establishing new marks for total yards (6,092), rushing yards (2,468), touchdowns (62), rushing touchdowns (32), points (501) and first downs (347), as the Broncos scored 30 or more points in 12 of their 19 games. Davis was the NFL rushing champion, gaining a franchise-record 2,008 yards to become just the fourth NFL player ever to top 2,000. Davis, named the league's Most Valuable Player, was joined by Elway, Tony Jones, Ed McCaffrey, Nalen, Mark Schlereth and Sharpe to give Denver an unprecedented seven offensive players voted into the Pro Bowl, and Elway closed his Hall of Fame career as Most Valuable Player of Super Bowl XXXIII.

Davis won the AFC rushing title (2nd NFL) with 1,750 yards in 1997, and went on to win Super Bowl Most Valuable Player honors en route to an all-time NFL record for rushing attempts and yards in a combined regular and postseason. Elway, Davis, Sharpe and Nalen earned Pro Bowl berths in '97, while the offense set club records for points (472; 1st in NFL), touchdowns (55; 1st in NFL) and yards per rush (4.6), and led the league in total offense for the second straight year. The rushing total of 2,378 yards was the highest since the team record of 2,451 was set in 1978.

The Broncos led the NFL in total offense for the first time in 1996 after figuring third (1st AFC) in '95 with a franchise-record 377.5 yards-per-game average. The '96 club set a new team record for total points (391) and tied the record for highest average gain per rush (4.5) which was set a year prior, in Kubiak's first season. Davis led the AFC in rushing (2nd NFL), broke five team records, was named AFC Offensive Player of the Year and was selected to his first Pro Bowl.

Davis and Elway joined Sharpe and tackle Gary Zimmerman to give Denver four offensive players in the Pro Bowl. The 1996 Broncos offense, under Kubiak's direction, became just the fifth in NFL history—and first in Broncos history—to produce a 3,000-yard passer (Elway—3,328), 1,500-yard rusher (Davis—1,538) and 1,000-yard receiver (Sharpe—1,062) in the same season.

Kubiak wasted no time making an impact in his first season as offensive coordinator, as the 1995 Broncos broke team records for points scored (388), total yards (6,040), passing yards (4,260), first downs passing (205) and highest average gain per play (5.7; tops in the AFC). Individually, wide receiver Anthony Miller topped the 1,000-yard mark (1,079) and set a franchise record for touchdown receptions (14), while Davis topped the 1,000-yard rushing mark (1,117) and finished second in the NFL Rookie of the Year balloting. Overall, three members of the Broncos' offensive unit—Miller, Sharpe and Zimmerman—were chosen to play in the Pro Bowl.

During the 1994 season, Kubiak coached the league's most dominant quarterback, Steve Young, in San Francisco. Young not only led the 49ers to a victory in Super Bowl XXIX, but he also earned Super Bowl MVP honors, as well as the NFL's Most Valuable Player award, besides setting numerous passing records during the campaign. He also became the NFL's all-time passerating leader and the first quarterback to lead the league in passing four years in a row.

Prior to his year in San Francisco, Kubiak coached the running backs at his alma mater, Texas A&M, from 1992-93. During his two seasons the Aggies posted a record of 22-3 and played in back-to-back Cotton Bowls. His star pupil at A&M was Greg Hill, a first-round pick by Kansas City in 1994. Hill was second-team All-America as a junior (*The Sporting News*) and first-team All-Southwest Conference, as well as an All-SWC pick as a senior by the *Dallas Morning News*, despite missing four games. He rushed for 2,046 yards and 21 touchdowns in Kubiak's two years at College Station.

Before embarking on his coaching career, Kubiak played nine seasons (1983-91) as a quarterback for the Broncos. During that time he was a member of three Super Bowl teams and appeared in 11 of the 14 playoff games played by the Broncos during his tenure. He played in 119 games for Denver (second all-time among quarterbacks behind John Elway), with five starts over that period (4-1 record). Kubiak completed 173 passes in 298 attempts for 2,020 yards, with 16 interceptions and 14 touchdowns. He also rushed for 238 yards and two touchdowns, and his completion percentage of .581 is the fifth-best mark in team history. Kubiak also holds the Broncos' second-best single-season mark for interception avoidance (.013; one interception in 75 attempts), set in 1984.

Kubiak's final performance in a Denver uniform was probably his finest moment as a Bronco, when he relieved an injured John Elway in the 1992 AFC Championship Game at Buffalo (1/12/92) and completed 11-of-12 passes for 102 yards and added 22 yards rushing, though the Broncos fell to the Bills 10-7. He entered the game in the fourth quarter and drove the Broncos into Buffalo territory three times, including an 85-yard touchdown drive that cut Denver's deficit to three points. Kubiak was an eighth-round draft pick of the Broncos in 1983.

As a player at Texas A&M, Kubiak made the Player's All-SWC team in 1982 and earned appearances in the Blue-Gray and Hula Bowl all-star games. In 1982 he led the SWC in attempts (324), completions (181), percentage (55.9), yardage (1,948), touchdowns (19) and total offense (1,885). As a junior he set conference records for touchdown passes in a game (six against Rice) and percentage in a game (19-21 for 90.5% against Arkansas), and ranked second in the SWC in passing (1,908) and total offense (1,986). He has a degree from A&M in physical education.

While at St. Pius High School in his native Houston, Kubiak made all-state, all-district, and All-America and set the state passing record with 6,190 yards. He lettered four years in football, basketball and baseball, and made all-state in all three sports in both his junior and senior years. He was also all-state twice in track.

Kubiak, 41, was recognized for his outstanding accomplishments with induction into the prestigious Texas High School Sports Hall of Fame in March 1999.

Gary (8/15/61) and his wife, Rhonda, reside in Greenwood Village, Colo., with their three sons, Klint, Klay and Klein.

ANTHONY LYNN • SPECIAL TEAMS ASSISTANT

NFL Season: 3rd (all with Broncos)



Anthony Lynn is in his third season on the Broncos coaching staff in the capacity of special teams assistant. He joined the staff in August 2000 after his playing career was cut short in training camp because of repeated occurrences of neck stingers. One of the Broncos most outstanding special teams players during his career, Lynn brought immediate impact in his area of emphasis.

Last season Denver's kickoff coverage ranked third in the AFC (6th NFL), as opponents began their drives, on average, at their own 26.8-yard line. That followed a stellar 2000 season in which the coverage units allowed opponents the worst average drive start in the AFC (26.1-yard line).

Lynn played seven seasons in National Football League as a full-back, including five with the Broncos (1993-94, 1997-99). He was a member of the back-to-back World Championship clubs in 1997 and

'98, and throughout his career was regarded as one of his team's locker room leaders as well as being one of the strongest players, both mentally and physically.

Lynn played in 83 games (61 as a Bronco) and made one start in his career, rushing 28 times for 177 yards (6.3) with a long of 67 and catching three passes for 35 yards (11.7) with a long of 21. He recorded 45 career special teams tackles and had one forced fumble and one fumble recovery on special teams. Lynn also played in nine postseason games and made six special teams tackles with one forced fumble.

Lynn, 33, entered the NFL as a undrafted free agent with the New York Giants in 1992 and made his first NFL roster with the Broncos in 1993. He played in 13 games that season, then was injured throughout the 1994 season. He signed with San Francisco for the 1995-96 seasons and played in 22 games (1 start), rushing for 175 yards on 26 carries (6.7) and catching two passes for 14 yards (7.0). His 1995 season was limited to six games because of a broken left ankle suffered in a game at Indianapolis. Lynn re-signed with Denver in 1997 and finished his career with the club.

A college standout at Texas Tech, Lynn rushed for 1,911 yards and 17 touchdowns on 481 carries (4.0) in his career. He earned All-Southwest Conference honors as a junior when he ran for 884 yards and eight touchdowns on 224 carries (3.9).

A native of Celina, Texas, Lynn is a graduate of Celina High School. He was born Anthony Ray Lynn Dec. 21, 1968 in McKinney, Texas. Anthony and his wife, Cynda, have two children, D'Anton (12) and Danielle (8), and make their home in Centennial, Colo.

PAT MCPHERSON • OFFENSIVE ASSISTANT

NFL Season: 5th (all with Broncos)



Pat McPherson is in his fifth year on the Broncos' coaching staff, and his fourth as offensive assistant. He spent his first season, 1998, as a defensive assistant before moving to the offensive side of the ball. In his current role, McPherson handles a variety of quality control duties for an offense that continues to perform as one of the elite units in the National Football League.

In 2000 McPherson worked with an offense that set club records for total offense (6,554), passing yards (4,243) and first downs (383), and scored 30 or more points in 10 of 16 games.

In his first year working with the offense in 1999, McPherson was involved in the production of a unit that featured a 3,000-yard passer (Brian Griese), two 1,000-yard receivers (Ed McCaffrey, Rod Smith) and a 1,000-yard rusher (Olandis Gary).

Working with the defensive staff in 1998, McPherson played a role in tutoring a defense that ranked third in the NFL against the run, and 11th in the overall defensive rankings.

McPherson was hired by the club April 7, 1998 following a four-year coaching stint at his high school alma mater, Bellarmine College Prep in San Jose, Calif. In addition to coordinating the defense and coaching the inside linebackers, McPherson's duties also included teaching English, algebra and physical fitness. During his tenure at Bellarmine, the football team compiled a record of 35-11, won three consecutive league titles and made one section championship appearance as well as two semifinal appearances. He also gained valuable coaching experience volunteering with the San Francisco 49ers in 1996, in a defensive quality control capacity.

McPherson holds a bachelor's degree in English and an M.B.A. from Santa Clara, where he captained the football team and was voted Most Inspirational Player as an inside linebacker during his senior season of 1992. He began his collegiate career at UCLA in 1987, where he received the Charles Pike Award, which recognizes the school's outstanding freshman football player. McPherson signed with the 49ers as a rookie free agent in 1993 and participated in three pre-season games, including one versus the Broncos at Mile High Stadium.

A native of San Jose, Calif., McPherson was an all-state and All-America inside linebacker at Bellarmine College Prep, where he earned Scholar-Athlete of the Year honors as a senior. He was voted captain of the North team in California's North-South Shrine Game played at the Rose Bowl.

McPherson, 33, worked with the National Multiple Sclerosis Society in Santa Clara, Calif., in 1994, organizing and implementing the chapter's largest fund-raising event, the 1994 MS Walk. His father, Bill McPherson, coached in the NFL for 21 years and is currently in his third year as director of pro personnel for the San Francisco 49ers.

Pat was born April 15, 1969 in Santa Clara, Calif. He and his wife, Shannon, reside in Littleton, Colo.

KEITH MILLARD • ASST. DEF. LINE/PASS RUSH SPECIALIST

NFL Season: 1st



Keith Millard is in his first season on the Broncos' coaching staff, hired during the offseason as assistant defensive line coach/pass rush specialist. He is in charge of creating and implementing all pass rush techniques used in the Broncos' defensive scheme.

Millard's current position is his first in the National Football League, but he brings a great deal of knowledge and first-hand experience. Following an outstanding playing career that saw him earn three All-Pro nods and two Pro Bowl invitations as a defensive lineman from 1985-93, Millard embarked on a coaching career in which he has distinguished himself and rapidly climbed the ranks.

Millard served as defensive line coach of the San Francisco Demons of the XFL in 2001, following a stint as defensive coordinator for the Los Angeles Dragons of the Spring Football League, a professional league that operated briefly in the spring of 2000. He began his coaching career in 1996 as defensive line coach at Fort Lewis College in Durango, Colo., and then served as defensive coordinator/linebackers coach at Menlo College in Atherton,

Calif. from 1997-2000. Millard's other coaching experience includes serving as defensive line coach for the West team in the 2002 East-West Shrine All-Star Game.

Millard, 40, set the foundation for his second career in football with an outstanding playing career that began as a first-round draft choice (13th overall) of the Minnesota Vikings in 1984. He was also drafted by the Arizona Wranglers of the United States Football League in '84 (fifth overall), and after being traded played one season with the Jacksonville Bulls in 1985. Millard ranked second in the league in sacks (12) behind Reggie White (12.5) and was voted to the All-USFL team. That effort was also good enough to land him on the All-Time USFL second team. He joined the Vikings in 1985 as a rookie and burst onto the scene by leading the team with 11 sacks as a defensive end, and followed with 10.5 in 1986. Millard moved to defensive tackle, and in 1989 set what remains an NFL record for sacks by an interior lineman, registering 18, en route to his second straight Pro Bowl invitation and third straight All-Pro honor. He also earned his second consecutive NFL Defensive Lineman of the Year award in 1989 and was named NFL Defensive Player of the Year.

Millard's career with the Vikings continued through 1991, followed by stints with Seattle (1992), Green Bay (1992) and Philadelphia (1993). He played in 93 career games and posted 58 sacks, two interceptions and one touchdown on a fumble return.

At Washington State University Millard was voted first-team All-Pac-10 as a senior and won the Morris Trophy as the Pac-10's top defensive lineman. He played tight end as a freshman and was moved to defensive tackle as a sophomore, cracking the starting lineup for the first time as a junior.

A native of Pleasanton, Calif. (3/18/62), Millard was a tight end and linebacker at Foothill High School. He holds a bachelor's degree in health and physical education from Madison University.

Keith and his wife, Paula, make their home in Parker, Colo., with sons Dustin (14), Johnny (11), Jack (6) and Keith, Jr. (3), and daughter Mandy (7).

RON MILUS • NICKEL BACKS

NFL Season: 3rd (all with Broncos)



Ron Milus is in his third year with the Broncos and his first as nickel backs coach. He was hired in 2000 as defensive backs coach following a nine-year coaching career at the collegiate level.

The Broncos secondary has made great strides in recent seasons, with second-year cornerback Deltha O'Neal earning his first Pro Bowl invitation last season. O'Neal tied for third in the NFL with nine interceptions, tying for the second most interceptions in a season by a Bronco. O'Neal's growth under Milus' tutelage and the implementation of free agent cornerback Denard Walker last season give the Broncos a solid foundation at the position.

In his first season with the club, Milus' defensive backs accounted for 21 of the club's 27 interceptions, the highest total by a Broncos team since 1987, and tied for sixth most in franchise history. In addition, he oversaw the development of several young defensive

backs—including O'Neal and safety Kenoy Kennedy—who received more playing time as the season progressed.

Prior to his arrival in Denver Milus was defensive backs coach at Texas A&M in 1999. That followed an eight-year stint (1991-98) at his alma mater, Washington, where he was a standout cornerback and return specialist from 1982-85. Milus was defensive backs coach for the Huskies from 1992-98, and in his time at UW coached in six bowl games, including two Rose Bowls.

Milus' defensive backs were instrumental in the play of an overall defensive unit that led the nation in 1993 with 22 interceptions, and two years later posted 16 to lead the Pac-10.

Milus joined the Husky coaching staff in 1991 as a graduate assistant, and was a part of the school's co-National Championship team that season. When he was elevated to a full-time position a year later he was the youngest assistant coach in the Pac-10, at age 28.

His first coaching assignment was a three-year stint at Lincoln High School in Tacoma, Wash., from which he is a 1982 graduate.

Milus, 38, was a four-year letterwinner at Washington (1982-85) as a cornerback and return specialist, where he returned 49 punts for 410 yards and a touchdown, and ranks in the school's top 10 in punt return yardage. As junior he ranked fourth in the nation with an average of 12.4 yards per return. Milus earned his bachelor's degree in society and justice from Washington in 1986.

A native of Tacoma, Wash. (11/25/63), Ron and his wife, Sandra, have two sons, Ryan (12) and Bobby (8), and reside in Parker, Colo.

BRIAN PARIANI • TIGHT ENDS

NFL Season: 13th (8th year with Broncos)



Brian Pariani is in his eighth year coaching the Broncos' tight ends, a group that has played an integral role in the club's offensive success in recent seasons, highlighted by back-to-back World Championships. Pariani came to the Broncos in 1995 after spending the previous five seasons (1990-94) with the San Francisco 49ers, coaching alongside Broncos head coach Mike Shanahan and offensive coordinator Gary Kubiak.

With Denver's win in Super Bowl XXXII, Pariani joined a list of just 14 NFL coaches who have won World Championships with two different organizations, and one of just nine to win a title with a team from each conference. The Broncos' triumph in Super Bowl XXXIII made Pariani a three-time Super Bowl winner.

The contribution of Denver's tight ends continued to be crucial in 2001 as Pariani's unit accounted for 100 receptions (32% of the club's total), second most in his seven-year Broncos tenure. Third-year man Desmond Clark had a breakout year with a career-high 51 receptions to rank second on the team, while veteran Dwayne Carswell hauled in 34 and made his first Pro Bowl. The return of future Hall of Famer Shannon Sharpe to Pariani's stable of talent in 2002 makes the tight end position one of the deepest and most talented on the team, and the entire NFL.

Overall, Pariani's tight ends have caught more passes (622) for more yards (7,282) over the last seven seasons than any other group of tight ends in the NFL. That productivity has helped propel the Broncos' offense to the most prolific seven-year totals in franchise history, highlighted by a No. 1 NFL total offense ranking in 1996 and '97. The 1998 team set franchise records for touchdowns (62), points (501), total offense (6,092) and first downs (347), while the 2000 club erased the total offense mark (6,554) and set new standards for passing yards (4,243) and first downs (383). Additionally, Pariani's tight ends have helped clear holes for a Broncos running game that has ranked in the NFL's top five in five of his seven seasons with the club, including a No. 1 ranking in 1996.

In 2000 Carswell caught a career-high 49 passes to rank third on the team, while Clark ranked fourth with 27, as the tight end position continued to be vital to the Broncos' high-powered offense.

The Broncos' tight end group ranked among the best in the league in 1999 with 85 receptions for 977 yards and four touchdowns. Those figures are especially significant considering perennial Pro Bowler Sharpe played in only five games due to injury, and caught just 23 of those 85 passes.

In 1998 Sharpe led all NFL tight ends in receiving yards (768), while ranking third among his peers in receptions (64) and tying for the AFC lead in receiving touchdowns (10). He was a unanimous All-NFL selection for the seventh straight year, and became the first tight end in league history to post seven straight 50-catch seasons. The Broncos' depth at tight end was never more evident than in their Super Bowl XXXIII win over Atlanta, when Sharpe left the game in the first quarter with a knee injury. Carswell and Byron Chamberlain performed admirably, with Chamberlain catching three passes for 29 yards and recovering two Atlanta on-side kicks.

In 1997 Sharpe led the club in receptions (72) for the sixth straight year, and led all NFL tight ends in receptions and receiving yards (1,107) for the second straight year. Sharpe's 1,107 yards represented a career high, and marked his third 1,000-yard season, tying him with Todd Christensen and Kellen Winslow for most 1,000-yard seasons by a tight end in NFL history.

In 1996 Sharpe led all NFL tight ends with career highs for receiving yards (1,062) and touchdowns (10), while posting his second most receptions (80), en route to All-NFL honors. His 1995 numbers (63 catches) led the team and earned Sharpe his fourth straight Pro Bowl, first under Pariani's tutelage.

Pariani, 37, started his NFL career in 1990 as a scouting assistant with the 49ers. He then became the team's offensive coaches' assistant for the next four seasons, working directly with the offensive coaches and quarterbacks, assisting with daily practices and game plans. The 49ers' offense led the league in total yards in 1992 and '93, and scored a team-record 505 points and 62 touchdowns in '94 en route to a Super Bowl title.

After earning his political science degree from UCLA in 1989, Pariani served as a graduate assistant with the Bruins, helping head coach Terry Donahue's offense during the 1989 season.

Pariani attended Marin (Calif.) Catholic High School where he played football, baseball and basketball. He is a native of San Francisco, Calif. (7/2/65). He, his wife, Stephanie, and daughters Jessica and Gianna, reside in Castle Pines, Colo.

RAY RHODES • DEFENSIVE COORDINATOR

NFL Season: 22nd (2nd year with Broncos)



Ray Rhodes is in his second year with the Broncos after joining the club's coaching staff as defensive coordinator in 2001. He came to Denver with an outstanding 20-year NFL coaching résumé that includes nine years as either a head coach or defensive coordinator, having served most recently in the latter position with the Washington Redskins in 2000, following five seasons as head coach of the Green Bay Packers (1999) and Philadelphia Eagles (1995-98).

Rhodes began his coaching career in 1981 after a seven-year playing career in the league as a wide receiver and defensive back with the New York Giants and San Francisco 49ers in the 1970s.

Rhodes took over a Denver defense that ranked 24th in the NFL in 2000 and improved its ranking to eighth in 2001. That improvement was spearheaded by a resurgence in Denver's rush defense up front, which ranked sixth in the NFL last year and allowed oppo-

nents just 3.7 yards per carry. Overall, Rhodes' defense allowed opponents an average of 5.0 yards per offensive play, down from 5.8 in the year prior to his arrival.

In Rhodes' first year with Denver, three defensive players earned Pro Bowl invitations, including cornerback Deltha O'Neal who tied for third in the NFL with nine interceptions, as well as defensive tackle Trevor Pryce and linebacker Al Wilson.

In 2000 with Washington Rhodes improved the Redskins' defensive ranking to fourth in the NFL after inheriting a unit that ranked 30th the year before. He led an overall improvement by a defense that allowed the fewest first downs (254), total net yards (4,474) and points (269) by a Redskins team since 1992, and produced more sacks than any Washington club since 1991. In addition, two of his standouts—defensive end Marco Coleman and cornerback Champ Bailey—made the Pro Bowl.

Rhodes was head coach of the Green Bay Packers in 1999, where the club posted a record of 8-8 in his only season at the helm. Prior to that he spent four years as head coach of the Philadelphia Eagles, where he was named NFL Coach of the Year in his initial season, 1995. He earned the honor by leading the Eagles to the playoffs with a 10-6 record and advancing his team to the NFC Divisional Playoff round. It was the first of two consecutive postseason trips for Rhodes' Philadelphia club, making him the only head coach in the Eagles' 67-year history to qualify for the playoffs in each of his first two seasons. His overall record as a head coach is 37-41-1 (.469).

Prior to his tenure in Philadelphia Rhodes was defensive coordinator for San Francisco's 1994 World Championship club, for which Broncos Head Coach Mike Shanahan was offensive coordinator. He orchestrated a stellar defense filled with new faces. In fact, of that unit's 11 starters, six were new to the team in '94. That reshaped unit went on to log 35 takeaways and five defensive touchdowns. San Francisco's Rhodes-led defense thoroughly shut down the potent San Diego Chargers offense in Super Bowl XXIX, led by four Pro Bowl performers: safeties Merton Hanks and Tim McDonald; cornerback Deion Sanders and defensive tackle Dana Stubblefield.

Rhodes was defensive coordinator in Green Bay for two seasons (1992-93) prior to his appointment with the 49ers. In his second season the Packers defense flourished, helping lead the team to its first playoff appearance since 1982, and sent a pair of Packer defensive players (safety LeRoy Butler and defensive end Reggie White) to the Pro Bowl for the first time in 15 years. Safety Chuck Cecil earned a Pro Bowl nod under his tutelage in '92. In all, Rhodes took a unit that had ranked 10th in the NFL in '91 and elevated it to the No. 2 overall ranking in just two seasons.

Rhodes, 51, began his coaching career in 1981, spending two seasons as assistant secondary coach before being promoted to defensive backs coach for the 1983-91 seasons. He went on to become one of only four men to serve on the coaching staff of all five of the 49ers' Super Bowl winning teams (George Seifert, Bobb McKittrick and Bill McPherson were the others). In Rhodes' 12 seasons as a 49ers assistant, the team earned postseason berths 10 times and advanced to the NFC Championship Game on seven occasions.

In 1981, his first season as an assistant, Rhodes helped the 49ers win Super Bowl XVI with three rookies starting in the defensive backfield—cornerbacks Ronnie Lott and Eric Wright and safety Carlton Williamson. As the 49ers secondary coach through 1991, he also saw those same three players, plus safety Dwight Hicks, reach the Pro Bowl, among the 16 total Pro Bowl invitations earned by his defensive backfield pupils.

Born Oct. 20, 1950 in Mexia, Texas, Raymond Earl Rhodes graduated from Mexia High School

where he won all-state honors in football in football as a running back and defensive back. He also lettered in track and field, helping the school reach the state basketball finals.

As a collegian Rhodes spent two years as a running back at Texas Christian University (1969-70) before transferring to the University of Tulsa (1972-73). At Tulsa he was converted to a wide receiver, defensive back and kick returner, while also lettering in track and field.

Selected by the New York Giants in the 10th round of the 1974 NFL Draft, he played wide receiver in his first three NFL seasons, including 1975 when he led all NFC receivers with a 20.7 yards-per-catch average. Two years later, however, Rhodes was switched to defensive back by the Giants and won a starting job at cornerback. In 1979, he was sent to San Francisco as part of a four-player trade that also saw Tony Dungy, presently the head coach of the Indianapolis Colts, sent from the 49ers to the Giants.

Rhodes and his wife, Carmen, have four daughters: Detra (11/4/70), Candra (5/25/76), Tynesha (9/10/79) and Raven (5/23/85).

GREG SAPORTA • ASST. STRENGTH & COND.

NFL Season: 8th (all with Broncos)



Greg Saporta is in his eighth season as assistant strength and conditioning coach for the Broncos. He assists head strength coach Rich Tuten in coordinating the year-round strength and conditioning program for the team.

Saporta came to the Broncos in 1995 from the University of Florida where he spent two separate stints as an assistant strength coach under Tuten. He originally began as a student assistant at Florida in 1981, and became assistant strength coach in 1985. Saporta held that position until 1988, when he went to the University of North Carolina to assume the same position from 1988-92, once again working with Tuten, who had been named Strength Director.

Saporta returned to Florida in 1992 to resume his position as assistant strength coach, which he held until April 1995 when he joined the Broncos' staff. During his initial stay in Gainesville, he

served on the same staff as Broncos head coach Mike Shanahan, who was the Gators' offensive coordinator at the time.

Saporta, 45, received his bachelor's degree in physical education with a concentration in exercise physiology from Florida in 1985. He previously had attended Buffalo State University in New York, where he lettered for two years in football and rugby, as well as participating in track.

Saporta, born Feb. 18, 1957, is originally from Manhattan, N.Y. He and his wife, Nancy, reside in Denver.

CEDRIC SMITH • ASST. STRENGTH & COND.

NFL Season: 2nd (both with Broncos)



Cedric Smith is in his second season with the Broncos coaching staff as assistant strength and conditioning coach. He joins strength and conditioning coach Rich Tuten and assistant Greg Saporta in handling all aspects of the Broncos in-season and offseason programs for players.

Smith, who played seven years in the National Football League between 1990-98, spent two years as a fitness manager and consultant with Gold's Gym in Phoenix, Ariz., prior to joining the Broncos.

During his career Smith played for Minnesota (1990), New Orleans (1991), Washington (1994-95) and Arizona (1996-98). As a fullback he played in 72 career games (14 starts) and rushed 40 times for 100 yards (2.5) with a long of 13 and two touchdowns, while catching 20 passes for 141 yards (7.1) with a long of 28 and two touchdowns. He also returned five kickoffs for 83 yards (16.6)

during his career. Smith's most productive season came with Washington in 1994 when he played in 14 games and started eight, rushing for 48 yards on 10 carries and catching 15 passes for 118

yards (7.9) and a touchdown. He spent his final season, 1998, on injured reserve with the Cardinals.

Smith, 34, was a three-year starting fullback at Florida, where he paved the way for Emmitt Smith, and where Tuten was strength and conditioning coach. A three-time Southeastern Conference All-Academic selection, Cedric rushed for 389 yards and four touchdowns on 102 carries during his collegiate career. He earned a degree in rehabilitative counseling from Florida, and in 1992-93, while out of football, worked in a mental hospital in Gainesville, Fla.

Smith (5/27/68) was an All-Alabama fullback at Enterprise (Ala.) High School. He and his wife, Nicole, have three sons, Chandler (7/13/93), Canyon (3/19/96) and Cole (8/12/99). The family makes its home in Parker, Colo.

BOBBY TURNER • RUNNING BACKS

NFL Season: 8th (all with Broncos)



Bobby Turner is in his eighth season as the Broncos' running backs coach, a position he took over in 1995. He came to Denver with 20 years coaching experience at the collegiate level.

In his final collegiate coaching stop Turner was assistant head coach, offensive coordinator and running backs coach at Purdue.

Turner served in the same capacity at Ohio State from 1989-90, during which time the Buckeyes went to two bowl games and had one of the best running games in the Big Ten.

Prior to his stint at Ohio State Turner coached the running backs at Fresno State (1983-88) and at his alma mater, Indiana State (1975-82). He accepted a position as backfield coach at ISU in 1975 and spent three of his eight seasons there (1976, '77, '82) as the defensive backs coach in addition to five years as special teams coordinator (1978-82). Turner was also the strength and conditioning coordinator from 1975-77.

Turner began his coaching career at Haworth High School in Kokomo, Ind., as an assistant with the football and basketball teams.

A native of East Chicago, Ind. (5/6/49), Turner enjoyed a fine career as an all-conference defensive back at Indiana State, where he played both football and basketball. He set the school record as a sophomore with nine of his 16 career interceptions, including two returned for touchdowns. He earned his bachelor's degree in health and physical education in 1972 and his master's from ISU in education/administration in 1976.

Turner, 53, is a graduate of East Chicago Washington High School where he played four sports (football, basketball, baseball and track).

Bobby and his wife, Kimberly, have three daughters, Nacole, Krishana and Kiaana, and make their home in Aurora, Colo.

RICH TUTEN • STRENGTH & CONDITIONING

NFL Season: 8th (all with Broncos)



Rich Tuten is in his eighth season as the Broncos' strength and conditioning coach. He coordinates the organization's year-round strength and conditioning program with assistance from Greg Saporta and Cedric Smith.

Under Tuten's guidance during the Mike Shanahan regime, the Broncos' offseason strength and conditioning program has become a model among NFL franchises. It has been overwhelmingly successful, not only in terms of attendance by Broncos players, but in their performance on the field, as Denver captured back-to-back World Championships in 1997 and '98.

Tuten came to the Broncos in 1995 from the University of Florida, where he was the Director of Strength and Conditioning from 1980-88, and also from 1993-94. He was the Athletic Strength Director at the University of North Carolina from 1989-92.

While at both schools, Tuten supervised the strength and conditioning programs for every inter-collegiate sport. With UF he also served as the head strength and conditioning coach for the

nationally ranked Gator football team, and played a key role in the design of Florida's current strength and conditioning complex.

At North Carolina Tuten helped the Tar Heels make major advancements in their strength and conditioning program, helping them to be able to compete with the top collegiate programs in the country. Besides his work at collegiate institutions, Tuten is also a member of the National Strength and Conditioning Association.

On the collegiate level Tuten worked with many athletes who went on to enjoy success in the NFL, including Emmitt Smith (Cowboys), Neal Anderson (former Bear), Ricky Nattiel (former Bronco), John L. Williams (former Seahawk and Steeler), Errict Rhett (former Buccaneer, Raven and Brown) and Godfrey Myles (former Cowboy) at Florida, as well as former Bronco Rondell Jones at North Carolina.

Tuten, 48, has also coached with two current members of the Broncos coaching staff. He coached with head coach Mike Shanahan at Florida from 1980-83 and with his assistant Greg Saporta at both Florida and North Carolina from 1981-94.

A 1979 Clemson University graduate, Tuten was a three-year letterman and starting nose guard for the Tigers. He was named to the All-America Strength team in 1978 and was part of the 1978 Atlantic Coast Conference champion Tiger squad. Tuten registered nine tackles and three sacks against Maryland that season to help clinch the conference title. He was named ACC Defensive Player of the Week for his efforts. He received his degree in therapeutic recreation from Clemson in 1978.

Tuten, born Dec. 30, 1953, attended Wakefield High School in Arlington, Va., where he participated in football, wrestling and track. He is a native of Columbia, S.C.

He and his wife, Donna, reside in Highlands Ranch, Colo., with their two sons, Will and Matt.

STEVE WATSON • DEFENSIVE ASSISTANT

NFL Season: 2nd (both with Broncos)



Steve Watson is in his second year on the Broncos' coaching staff, continuing in the role of defensive assistant. He worked with the club in training camp as a coaching intern in 2000, and continued working with the team at all home games during that season in preparation for the full-time role he accepted in 2001.

In Watson's first year working with the defensive coaching staff the Broncos defense ranked eighth in the NFL, after ranking 24th the year before.

Watson has been in private business in Denver and northern Colorado since his retirement from the team in 1987. In addition to his business interests, Watson has been very active in working with current players as a member of the Broncos' Alumni Council.

One of the most popular players in team history, Watson was a wide receiver for the Broncos from 1979-87, finishing his sterling career with 353 receptions for 6,112 yards and 36 touchdowns. He ranks fourth on the Broncos' career list for receiving yards, seventh in receptions and eighth in touchdown receptions. Watson also was recognized as an outstanding special teams player during his pro career.

Watson had three 1,000-yard seasons (1981, '83 and '84), and was named to the Pro Bowl in 1981. That year he posted the best numbers of his career for yardage (1,244), touchdowns (13) and reception average (20.7), while his career single-season high of 69 receptions came in 1984.

Watson had 16 100-yard games and 49 straight games with at least one reception, and still ranks among the team's all-time leaders in many career, season and game receiving categories. He had single-game highs of 11 receptions (1984, vs. Pittsburgh in the playoffs) and 183 yards (on 10 receptions at Los Angeles vs. the Rams in 1982).

Watson, 45, joined the Broncos in 1979 as a free agent from Temple University, where he was a four-year letterman at wide receiver. He was selected to the All-East team, playing in the East-West Shrine Game to close out his college career. Watson also won three letters and two conference championships as a long jumper, graduating with a degree in parks administration.

A native of Baltimore, Md. (5/28/57), Watson was a three-sport star at St. Mark's High School in Wilmington, Del. He and his wife, Pam, have a son, Stephen Ross, Jr., (5/5/88) and two daughters, Brittany (6/21/86) and Rachel (1/24/90). The family makes its home in Aurora, Colo.

FOOTBALL OPERATIONS

NEAL DAHLEN

DIRECTOR OF FOOTBALL ADMINISTRATION



Two-thousand-two marks Neal Dahlen's 39th year overall in football and his seventh with the Denver Broncos, and as Director of Football Administration he is involved in all aspects of player acquisition for the Broncos, working very closely with Head Coach Mike Shanahan in building the team that represents Denver on the field and in the community. In addition, his role encompasses a variety of administrative responsibilities relative to the organization's direction.

Neal Dahlen previously has spent three seasons as the Denver Broncos General Manager (1999-2001), and three as Director of Player Personnel (1996-1998). His main focus throughout the year is to work on numerous and varied player personnel moves that will help return the team to championship status.

Dahlen is unique in professional football as the only individual—including players, coaches, and administrators—to have played a key role on seven world championship teams. Dahlen obviously has had a major role on the Broncos' Super Bowl championships in 1997 and 1998 (XXXII in San Diego and XXXIII in Miami), but in addition he was a vital cog in the player personnel department of the San Francisco 49ers during all five of their Super Bowl championship seasons (XVI in 1981 in Detroit; XIV in 1984 in Palo Alto; XXIII in 1988 in Miami; XXIV in 1989 in New Orleans; and XXIX in 1994 in Miami).

His outstanding work in player evaluation, negotiation and acquisition proved to be an integral factor in the Denver Broncos' back-to-back world championships in 1997 and '98.

He joined the Broncos on March 4, 1996, renewing his association with Shanahan, with whom he had worked while Shanahan was the San Francisco 49ers' offensive coordinator from 1992-94.

Dahlen spent 17 years with the 49ers organization, beginning in 1979 as a part-time assistant to the coaching staff. In 1984 he took on full-time duties as director of research and development, and later served as the team's coordinator of football operations.

During his final three years in San Francisco Dahlen held the title of coaching administrator/financial liaison, a role that saw him work directly with 49ers Head Coach George Seifert on player personnel and management matters. He was primarily involved with monitoring financial affairs relating to player personnel, acting as the coaching staff liaison with the administrative staff, and was responsible for the acquisition of free agent players, negotiating player contracts, and developing game plan scouting reports for the defensive coaching staff.

A physical education major at San Jose State, Dahlen played quarterback for the Spartans and graduated in 1963, also earning his master's degree from the school in '64.

In June of 1999 Dahlen was inducted into the San Mateo County Sports Hall of Fame for his athletic accomplishments as a player, coach and administrator. He resided in San Mateo County for more than 40 years, and in addition to being a star high school and college athlete Neal had a number of championship teams in football and baseball as a high school coach prior to joining the 49ers.

He coached football at the College of San Mateo for three years before beginning his 19-year career as a prep coach and administrator.

Born in Spokane, Wash., April 13, 1940, Neal and his wife, Nancy, make their home in Aurora, Colo. They have four grown children: Laurie, Sherri, Christy and Tim.

RICK SMITH

DIRECTOR OF PRO PERSONNEL



Rick Smith is in his third season in charge of the Broncos' pro personnel operations, and his seventh overall with the club. He spent his first four years in Denver as an assistant on the defensive coaching staff, working with the secondary.

Smith's primary role involves developing, implementing and directing the club's overall pro personnel endeavors, and assisting with the negotiation of contracts for free agents.

In his four years on the Broncos' coaching staff Smith worked with a defensive unit that consistently ranked among the NFL's best, including rankings of No. 4 in 1996, No. 5 in '97 and No. 7 in '99, as well as back-to-back World Championships in '97 and '98. The club won more games (46) from 1996-98 than any other team in NFL history over a three-year period.

In 1999 the Broncos ranked eighth in the NFL in pass defense and did not allow an opposing quarterback to throw for more than 278 yards all season. Denver's pass defense in 1997 posted a No. 5 ranking in the NFL, and limited four of the 16 regular season opponents to three points or fewer, including one shutout. In his first year, Smith helped coach a defensive unit that improved from No. 15 to No. 4 in the NFL—including a No. 1 ranking against the run for just the second time in franchise history. The defense set or tied three different franchise records in 1996.

Smith, 33, was hired April 3, 1996, following a two-year stint as defensive backs coach at his alma mater, Purdue. He had left Purdue in February to accept a coaching position at Texas Christian, but spent just one month there before being hired by the Broncos.

A 1992 Purdue graduate, Smith began his coaching career with the Boilermakers shortly after his graduation, serving as the school's assistant strength and conditioning coordinator. In that role, Smith worked exclusively with football, volleyball and wrestling before being promoted to the role of interim strength and conditioning coordinator during the summer of 1993. After serving as the team's tight ends coach for one season, Smith was hired as the secondary coach, becoming the youngest position coach in the Big Ten conference at the time (24).

Smith was a starter at strong safety and defensive captain for Purdue as a senior in 1991. A native of Petersburg, Va. (9/3/69), he attended Meadowdale High School in Dayton, Ohio. Smith is a member of the Fellowship of Christian Athletes.

Smith and his wife, Tiffany, make their home in Parker, Colo.

JIM GOODMAN

DIRECTOR OF COLLEGE SCOUTING



Jim Goodman is in his fifth year with the Broncos, and his first as director of college scouting, after spending four years as an area scout, working the South region.

In his new role Goodman is in charge of managing the Broncos overall scouting process and all aspects of its year-round schedule, as well as coordinating the work of the club's other six area scouts and continuing to scout the South region.

Goodman was hired by the Broncos in May 1998 after four successful seasons on the coaching staff at Rice University, where his duties also included coordinating the program's recruiting efforts. Goodman coached the tight ends and special teams all four years (1994-97) and added the duties of wide receivers coach for the 1997 season. The Owls were Southwest Conference co-champions in 1994 and produced three of the best special teams seasons during Goodman's tenure.

Goodman was Associate Athletic Director in charge of football recruiting at Clemson from 1991-93 and also coached the team's kickers. He earned consideration among the nation's top-10 recruiting coordinators by the *Chicago Sun-Times* for his work at Clemson. Goodman was assistant AD in charge of recruiting and high school relations at Florida from 1989-90 and was recruiting coordinator and wide receivers coach at Arkansas from 1986-88.

Goodman began his coaching career at Vanguard High School in Ocala, Fla. (1974-75), then moved into the collegiate ranks at North Alabama (1976-78). He then was head coach and athletic director at Marion (Ala.) Institute Junior College (1979-80), where his teams ranked in the top 15 in the national polls both seasons, and he also coached the baseball team. Goodman coached outside linebackers at the U.S. Air Force Academy under Ken Hatfield in 1981, then accepted the head coaching position at Valdosta (Ga.) State (1982-84), where he also served as associate AD before accepting the full-time athletic director's position in 1985. As coach he started a program from scratch and fashioned a 15-16-1 record over three years with a squad that included Atlanta Falcons All-Pro linebacker Jesse Tuggle.

Goodman, 50, holds an associates degree from Chipola Junior College (1972), a bachelor of science in physical education from Florida (1974) and a master's in education administration from University of North Alabama (1977). A native of Blountstown, Fla., where he attended Blountstown High School, Jim and his wife, Jennie, have three children, Jeff (24), Nancy (21) and Tyler (17). The family resides in Bonifay, Fla.

BOB BEERS
COLLEGE SCOUT



Bob Beers is in his eighth season with the Broncos' scouting staff, joining the organization in June 1995 after a very successful season on the coaching staff of the World League's Amsterdam Admirals. He is responsible for scouting the Western United States.

With Beers as offensive coordinator in 1995, the Admirals compiled a 9-1 regular season record and advanced to the World Bowl. Amsterdam's regular season record equaled that of the 1991 London Monarchs, tying the club for the best record in WLAF history.

Prior to his stint with the Admirals, Beers served two seasons as head coach at Western Montana where he guided the program to Frontier Conference titles and earned Coach of the Year honors both seasons. His 1994 team claimed the conference title and garnered the school's first ever berth in the NAIA national playoffs, advancing to the Final Four and finishing with an 8-3 record. The Bulldogs finished second in the nation in passing (3,535 yards) and total offense (5,000), and 10 Bulldogs earned All-America honors, including two first-teamers. In 1993, the Western offense set 23 school records, led the nation in passing (3,069 yards) and finished second in total offense (4,206).

Beers began his coaching career as a graduate assistant at the University of Montana before moving on to Montana Tech where he served as defensive coordinator from 1972-74. He then spent 10 years in the prep ranks of Montana and Oregon before returning to Montana as offensive line coach under Don Read. He entered the professional ranks in 1990 as offensive coordinator for Head Coach Jack Elway and the Frankfurt Galaxy of the World League before returning to the collegiate ranks to begin his two-year stint as head coach at Western Montana.

A 1965 graduate of Sunset High School in Beaverton, Ore., Beers earned his bachelor's degree from the University of Montana where he was an All-America linebacker as a junior and senior. Bob and his wife, Janelle, have three children: son Bobby (29), who was an All-America wide receiver for Western Montana, and is now coaching in the NFL Europe League with Berlin; daughter Carrie (28), a Western graduate who now teaches middle school English in Oregon; and daughter Joey (11). The family resides in Redmond, Ore.

SCOTT DISTEFANO
COLLEGE SCOUT



Scott DiStefano is in his 21st year with the Broncos' personnel department, continuing to scout the Midwestern region.

He began his career with the Broncos scouting the Rocky Mountain and Southwest regions, before shifting his focus to the Midwest in 1990.

DiStefano, 45, was a quarterback at Colorado State from 1976-80. Following his playing career he joined the coaching staff at CSU as a graduate assistant, a role in which he served for two seasons (1980-81) before coming to the Broncos.

A native of Alliance, Ohio, DiStefano was an all-conference quarterback in 1975 at Alliance High School, the same school that produced Pro Football Hall of Fame quarterback Len Dawson. Among the honors bestowed upon him was the 1974 Massillon (Ohio) JayCee's conference sportsmanship award, a prestigious honor

from such a football-rich region of Ohio.

Scott makes his home in Chicago, Ill.

CORNELL GREEN
COLLEGE SCOUT



Cornell Green is in his 23rd year scouting in the NFL and his 16th year doing so for the Broncos' organization.

Green is responsible for scouting the Southwest region, after having scouted the South, East and Midwest regions earlier in his career with the Broncos.

Prior to his involvement with the Broncos organization, Cornell scouted for the Dallas Cowboys during and after his illustrious playing career. Green began scouting for the Cowboys in 1970 while still an active player, and continued scouting through 1979, at which time he entered private business until coming to the Broncos in 1987.

Green, 62, was signed by the Cowboys as a free agent and went on to play for Dallas from 1962-75, at cornerback for 10 years before moving over to safety for his last four seasons. Green earned Pro Bowl honors seven times, winning that honor at both cornerback and safety.

He did not play college football but was a two-time All-America basketball player (1959-60 and 1961-62) at Utah State, where he averaged 23 points per game at forward for the Aggies from 1959-62. Green is a member of the Basketball Hall of Fame in both the states of Oklahoma and Utah. His brother, Pumpsie Green, had a lengthy career in major league baseball.

A native of Boley, Okla., Cornell and his wife, Betty, have two children, Randy and Ronney, and make their home in Dallas.

ED LAMBERT
COLLEGE SCOUT



Ed Lambert is in his first year as a college scout with the Denver Broncos. A veteran of 26 years in the college and professional coaching ranks, Lambert comes to the Broncos from Vanderbilt University, where he most recently served as assistant head coach and running backs coach.

Lambert coached 10 years at Vanderbilt, including one season (1997) as offensive coordinator, overseeing an improvement in all major statistical categories from the previous season. Lambert joined the Vanderbilt staff in 1992 after four seasons at Baylor, where he coached the quarterbacks and running backs. He helped lead the Bears to an 8-4 record in 1991 and a berth in the Copper Bowl.

Lambert's other collegiate coaching experience has come at New Mexico (Assistant Head Coach/Offensive Coordinator, 1987),

Iowa State (Running Backs, 1986), California (Running Backs, 1982-83), Howard (Inside Linebackers/Defensive Ends, 1981) and Boise State (Running Backs, 1976-80). In his final season at Boise State the Broncos won the NCAA Div. I-AA national championship.

Lambert coached two seasons in the United States Football League with the Los Angeles Express, tutoring the running backs. He has also served NFL coaching fellowships in training camp with the Philadelphia Eagles (1995), Atlanta Falcons (1993) and Seattle Seahawks (1991).

Lambert, 54, began his coaching career in 1972 at Ravenswood High School in East Palo Alto, Calif., and in 1974 moved to Fremont High School in Oakland, Calif.

A native of Beaumont, Texas (6/23/48), Lambert is a graduate of McClymonds High School in Oakland, Calif. He was an All-Golden Gate Conference defensive lineman at Oakland's Merritt College in 1967 and an All-Coast offensive lineman at California State-Hayward in 1969, helping lead his team to the Far Western Conference championship. Lambert earned his bachelor's degree in physical education from San Jose State in 1972.

He and his wife, Jeanette, have two grown children, Lamar and Charisse.

GREG MILLER
COLLEGE SCOUT



Greg Miller is in his fifth year with the Broncos, serving as a scout at-large for National Football Scouting, of which Denver is a member.

Miller spent the previous four years as a regional scout for NFS, scouting prospective NFL talent from colleges and universities in nine upper-Midwest states. His duties included performing the first line of evaluation, rating and computer-generated reporting on hundreds of college players for 14 NFL clubs, as well as assisting in the planning and execution of the National Invitational Camp, or combine.

A 47-year old native of Mitchell, S.D., Miller was an all-state defensive tackle, team MVP and team captain at Mitchell Senior High School, where he also participated in baseball, basketball and track. He earned a football scholarship to Iowa State in 1973 and transferred to South Dakota State in 1974, where he was a three-year starter at offensive tackle and team captain, as well as a two-

time honorable mention All-North Central Conference selection.

Prior to his stint with NFS, Miller worked 16 years for International Multifoods, ascending from District Sales Coordinator to Director of Operations for the entire West region by 1994.

Greg's wife, Jane, is a Registered Nurse. They have a daughter, Adrienne (21), and two sons, Mike (19) and Nolan (16), and make their home in Grand Island, Neb. Adrienne is a senior at the University of Nebraska; Mike is a redshirt-freshman center at the University of Nebraska-Omaha and Nolan is a quarterback/safety at Northwest High School.

DAN RAMBO
COLLEGE SCOUT



Dan Rambo is in the fifth year of his second stint with the Broncos, rejoining the club in May 1998 to scout the Northeast region. He scouted the same region for the Broncos in 1993.

Rambo came to the Broncos from the 1997 Western Division Champion Saskatchewan Roughriders of the Canadian Football League where he served as Director of Player Personnel. He was also with the Roughriders from 1983-90, holding various positions, including Director of Scouting, Director of Player Personnel and Assistant General Manager.

Rambo accepted a position in Dallas, Texas, with the World League of American Football in 1990. During the offseason he was the Director of College Scouting, and during the season was Director of European Football Operations, working out of Barcelona, Spain.

Rambo, 50, returned to the CFL in 1992 as General Manager of the Ottawa Rough Riders, as the team posted nine wins to craft its best record in 10 years. During his first stint with Saskatchewan, he recruited most of the players that helped lead the Roughriders

to the Grey Cup Championship in 1989. In his one season as a scout with Denver, the Broncos made a Wild Card playoff appearance.

Rambo is a graduate of Carroll College in Helena, Mont., where his sister, Patty, still resides. Another sister, Kathleen, and his mother, Viola, live in Libby, Mont., where Dan was a 1970 graduate of Libby High School. He led the nation in rushing at Carroll in 1974 with an average of 152.1 yards per game, and had eight tryouts in the CFL, WFL and the NFL, including one with the Broncos in 1977.

Dan and his wife, Dr. Kathryn McFarland, have two children, daughter Teeghan (6) and son Arthur (5). The family makes its home in Blackburn Hamlet, Ottawa, Ontario, Canada.

DALE STRAHM
COLLEGE SCOUT



Dale Strahm is in his fifth season on the Denver Broncos' scouting staff, responsible for scouting the Southeast region.

A veteran of 29 collegiate football seasons in the coaching ranks, Strahm came to the Broncos from Temple University where he spent four years (1994-97) as defensive coordinator and linebackers coach.

In Strahm's first season with the Owls, their defense went from last to first in the Big East Conference in turnover/takeaway margin, tying for 20th nationally with a plus .82 margin per game. They also made great strides in total defense after beginning his career ranked last in the conference.

A motivational speaker for a variety of corporations, Strahm also taught leadership classes at Temple.

Strahm was head coach at Western Carolina from 1989-90, and has experience as a defensive coordinator at Duke (1990-93), Georgia (1981-88), Navy (1977-80) and Bowling Green (1971-76). He began his coaching career as a graduate assistant at Bowling Green in 1968. He has also spent six years coaching at the high school level. During Strahm's tenure at Georgia, the Bulldogs won SEC Championships in 1981 and 1982 and participated in eight straight bowl games. In all, he has coached in 11 major bowl games.

Strahm, 58, is a 1965 graduate of Ohio Northern University, where he played four years of football and ran four years of track, earning six varsity letters in the process. He earned his master's degree at Bowling Green in 1968.

A native of Toledo, Ohio, Strahm is a graduate of E.D. Libbey High School, where he was inducted into the school's Hall of Fame in 1997. He and his wife, Diane, have three sons, Brian, Bradley and Brett. The Strahm family resides in Charlotte, N.C.

CHRIS TRULOVE
PRO SCOUT



Chris Trulove is in his ninth season with the Broncos organization, and his eighth in the player personnel department. After five years as a pro personnel assistant he began a new role in 2000 as a pro scout.

Trulove, 31, has seen his responsibilities increase each season, initially under the tutelage of former Pro Scouting Director Jack Elway. He is now responsible for joining General Manager Ted Sundquist and Director of Pro Personnel Rick Smith in the scouting and planning of unrestricted and restricted free agent acquisitions. His duties also include the scouting of other NFL free agents and prospects from NFL Europe, the Canadian Football League and the Arena Football League. These efforts include extensive videotape review, player research and the writing of player evaluations.

Trulove began his tenure with the Broncos in 1994 as a player personnel and marketing intern, and moved full-time into player personnel after the '94 season.

A native of Laurinburg, N.C. (4/27/71), Trulove is a graduate of Scotland County High School. He has a bachelor's degree in business administration from North Carolina in 1993, and his master's in sport management from Georgia in 1994.

Trulove resides in Aurora, Colo.

MIKE BLUEM

COORDINATOR OF FOOTBALL ADMINISTRATION



Mike Bluem is in his eighth season with the Broncos organization and his second as coordinator of football administration. He spent his first five years with the club as a college scouting assistant before being promoted to coordinator of college scouting operations in 2000. Bluem came to the Broncos as an intern in 1995 and made an immediate impact with the scouting operations in the area of computer data management.

Bluem's current duties include tracking, managing and forecast analysis of the salary cap; writing contract language; negotiating contracts; participating in the day-to-day operations of college and pro scouting; building and maintaining the team's scouting and salary cap databases and assisting the coaching staff with various administrative duties.

Bluem, 29, previously held a job with the Liberty University baseball team, assisting in computer-related areas, including statistics management.

A native of Lewisville, Texas, Bluem earned his bachelor's degree in sports management from Liberty University in Lynchburg, Va., in 1995. He attended high school at Temple Christian Academy in Lewisville.

Mike and his wife, Shelley, make their home in Highlands Ranch, Colo.

DAVE BRATTEN

PLAYER PERSONNEL ADMINISTRATOR



Dave Bratten is in his fourth season with the Denver Broncos organization and his second in the player personnel department. He spent his first two seasons with the club as an operations assistant.

Bratten's current duties include assisting General Manager Ted Sundquist and Director of Pro Personnel Rick Smith on day-to-day operations, managing the team's scouting databases, managing the war room on draft day and assisting the coaches in administrative duties.

Bratten, 28, came to the Broncos in 1997 as a media relations intern and has previously worked as a media relations manager for SCCA Pro Racing, Inc.

Bratten earned his master's degree in sports management from Georgia Southern University (1998), and his bachelor's degree in English from Monmouth (Ill.) College (1996). He is a graduate of

Arvada West High School in Arvada, Colo.

Dave and his wife, Kim, reside in Denver.



EXECUTIVE VICE PRESIDENT OF BUSINESS OPERATIONS



Joe Ellis
Executive Vice President of
Business Operations

EXECUTIVE STAFF



J. Allen Fears
Chief Financial Officer



Rich Slivka
General Counsel

VICE PRESIDENTS



Jim Saccomano
Vice President
of Public Relations



Bill Harpole
Vice President
of Operations



Rick Nichols
Vice President of Ticket
Operations/Business
Development



Greg Carney
Vice President
of Marketing

OFFICE OF THE PRESIDENT

Bowlen Sports, Inc., is the corporate general partner of the Denver Broncos Football Club. BSI maintains responsibilities in the areas of finance and corporate family matters.

Mr. Pat Bowlen is the President and CEO of Bowlen Sports, Inc., as well as the Denver Broncos Football Club.



Lisa Williams
Executive Assistant to
President and CEO



Yolanda Saltus
Executive Assistant



Jim Schafer
Assistant to the President



Veronica Ibarra
Executive Assistant

ADMINISTRATIVE STAFF



Elaine Woodworth
Executive Asst. to Exec.
VP of Business Operations



Sherry Zoltay
Insurance Administrator/
Executive Assistant to Chief
Financial Officer



Diane Nelson
Executive Assistant to
General Counsel

FOOTBALL ADMINISTRATIVE STAFF



Cindi Lowe
Secretary to
Head Coach



Pam Papsdorf
Assistant to the
General Manager



Dixie Greer
Asst. Coaches
Secretary/Video Dept.



Fred Fleming
Pro Scouting/
Dir. of Special Services



Betsy Klein
Exec. Dir. of Player &
Organizational Development

MEDICAL STAFF



Steve Antonopoulos
Head Athletic Trainer



Jim Keller
Assistant Trainer



Corey Oshikoya
Assistant Trainer

EQUIPMENT



Doug West
Equipment Manager



Ronnie Bill
Asst. Equipment Manager



Chris Valenti
Asst. Equipment Manager

VIDEO



Kent Erickson
Director of Football Technology



Gary McCune
Video Operations Manager



Steve Boxer
Video Assistant



Mike Mascenik
Video Assistant

MEDIA RELATIONS



Paul Kirk
Director of Media Relations



Mark Cicero
Media Information Coordinator



Rebecca Villanueva
Media Services Coordinator

COMMUNITY DEVELOPMENT



Cindy Galloway
Senior Director of
Community Development



Steve Sewell
Director of
Community Outreach



Pamela Krotchko
Manager, Denver
Broncos Charities Fund



Lee Carpenter
Community Development
Coordinator



Kristi Nichols
Broncos Charities



Billy Thompson
Director of Alumni
Relations

FINANCE



Jo Bidwell
Senior Director of
Financial Accounting



Dianne Sehgal
Contoller



Patti Barban
Staff Accountant



Roberta Best
Accounts Payable



Sheila Thomas
Payroll/Human
Resources Manager



Kelly Trimble
Manager of
Travel Services

INFORMATION SYSTEMS



Rick Schoenhals
Director, Information
Technology



Gary Kalika
System Manager



Chris Newman
Network Administrator



Lisa Cavalli
Technology Support Specialist



Erik Towt
Network Technician

MARKETING



Michael Young
Director of Corporate
Relations



Steve Harbula
Director of Marketing
Communications



Brady Kellogg
Manager, Corporate
Partnerships



Amy Marolf
Manager, Corporate
Partner Services



Derek Thomas
Manager, Marketing
Partnerships



Niambi Nicholes
Publications
Coordinator



Lynn Rosen
Coordinator, Special
Events and Entertainment



Sandy Bretzlauf
Coordinator, Marketing
Partnerships



Mike Sarro
Interactive Content
Coordinator



Joel Darby
Mascot Coordinator



Heather Salazar
Receptionist

CHEERLEADERS



Teresa Schroeder
Director of Cheerleaders



Shelly Trujillo
Assistant Director,
Cheerleaders



Shawna Peters
Director, Jr. Cheerleaders

OPERATIONS



Chip Conway
Director of Operations



Kirt Horiuchi
Operations Assistant



Anthony Norman
Operations Assistant



Troy Smith
Turf Manager



Wes Conway
Assistant Turf Manager



Bret Baird
Assistant Turf Manager



Maeve M. Drake
Receptionist

TICKET OPERATIONS



Kirk Dyer
Ticket Manager



Rick Peart
Ticket Office Coordinator



Clark Wray
Box Office Supervisor



Steven Wheeler
Premium Seat Representative



Rocko DeLuca
Premium Seat Representative



Jason Racette
Premium Seat Representative



Derek Marlin
Premium Seat Representative



Mike Vasquez
Ticket Assistant



Bernadette Pinnecoose
Ticket Assistant



Jason Strauss
Ticket Assistant

STADIUM MANAGEMENT COMPANY



Mac Freeman
Vice President of Stadium Operations



Andy Gorchov
Director of Events



Lorraine Spargo
Dir. of Premium Seat Sales



Gail Stuckey
Director of Operations



Fred Krebs
Controller



Ken Allen
Chief Engineer



Patty Albertson
Special Events Manager



John Karpan
Operations Manager



Scott Bliet
Security Manager



Ross Kurcab
Turf Manager



Law Thyne
Events Manager



Jeff Nethery
Parking Services Manager



Wayne Bottom
Asst. Chief Engineer



Pat Jordan
A/V Services Manager



Rick Seifert
Communications Manager



Andre Burton
Asst. Security Manager



Brooks Dodson
Assistant Turf Manager



Abby McNeal
Assistant Turf Manager



Amy Weigel
Events Assistant



Kathy Burris
Operations Assistant



Sheila Webb
Staff Accountant



Tiffany Greff
Asst. to the Dir.-Luxury Suites



Chris Brettell
Project Manager

SMC RETAIL OPERATIONS



Tim Kellond
Retail Operations Manager



Sue Vaughn
Game Day Supervisor



Mike Dorame
Game Day Supervisor



Carol Gibbons
Retail Assistant



Sue Kissel
Dove Valley Store Manager

DENVER'S WINNING TRADITION

Denver Broncos football enters its 43rd season in 2002, playing its second season in a new stadium and looking to return to the pinnacle of success they enjoyed with back-to-back Super Bowl wins in 1997 and '98. The Broncos will pursue that goal while playing before sellout crowds at INVESCO Field at Mile High. It will mark the 33rd consecutive season of sold out games for the club, the first 31 of which came at Mile High Stadium. The team has sold out 245 consecutive regular season games, and 258 straight including playoff games. Broncos fans have watched their team amass one of the NFL's finest records since the club's first winning season in 1973, enduring just five losing seasons—second fewest in the NFL—as shown in the list below.

This season also marks Pat Bowlen's 19th as President and Chief Executive Officer of the Broncos. During that time, Denver has enjoyed a virtually unmatched level of success in the context of the entire NFL and within the American Football Conference Western Division.

NUMBER OF LOSING SEASONS, 1973-2001

Miami2	Tenn./Houston11	Philadelphia14	Atlanta21
Denver5	Buffalo12	Chicago15	Carolina*5
Minnesota6	Green Bay12	San Diego15	Jacksonville*3
Oakland/L.A. Raiders6	St. Louis/L.A. Rams12	Detroit17	Cleveland†3
Pittsburgh6	Seattle12	New York Giants17	
Washington6	Cincinnati13	Ind. Colts/Balt.18	
Dallas8	Balt. Ravens/Cleve.14	Tampa Bay18	*began play in 1995
New England10	Kansas City14	New Orleans19	†began play in 1999
San Francisco10	New York Jets14	Ariz./Phoenix/St. Louis .20	

PAT BOWLEN ERA (1984-2001)

NUMBER OF WINNING SEASONS

San Francisco16
Miami13
Pittsburgh12
Denver11
Kansas City11
Minnesota11
Washington11

DIVISION TITLES

San Francisco11
Denver7
Chicago7
Dallas7
Pittsburgh7
Buffalo6

PLAYOFF APPEARANCES

San Francisco15
Miami11
Minnesota11
Denver10
Buffalo10

PLAYOFF GAMES

San Francisco28
Denver22
Buffalo20
Miami20
Dallas18
Minnesota18
Pittsburgh17

CONFERENCE CHAMPIONSHIP GAMES

San Francisco8
Denver6
Dallas5
Pittsburgh5
Buffalo4
Cleveland3
Miami3
Minnesota3
New England3
New York Giants3
Washington3

SUPER BOWL APPEARANCES

Denver5
Buffalo4
San Francisco4
Dallas3

New England3
New York Giants3
Green Bay2
St. Louis2
Washington2

WORLD CHAMPIONSHIPS

San Francisco4
Dallas3
Denver2
New York Giants2
Washington2

AFC WEST TEAM COMPARISONS

WINNING SEASONS

Denver11
Kansas City11
Oakland/L.A. Raiders8
Seattle7
San Diego3

DIVISION TITLES

Denver7
Oakland/L.A. Raiders4
Kansas City3
San Diego2
Seattle2

PLAYOFF APPEARANCES

Denver10
Kansas City8
Oakland/L.A. Raiders7
Seattle4
San Diego3

AFC CHAMPIONSHIP APPEARANCES

Denver6
Oakland/L.A. Raiders2
San Diego1
Kansas City1
Seattle0

SUPER BOWL APPEARANCES

Denver5
San Diego1
Kansas City0
Oakland/L.A. Raiders0
Seattle0



More than 650,000 people descended on downtown Denver January 27, 1998 to salute the World Champion Broncos two days after their victory over Green Bay in Super Bowl XXXII in San Diego. A parade through the streets of the city culminated in a rally at Civic Center Park, where Colorado Governor Roy Romer and Denver Mayor Wellington Webb officially welcomed the Super Bowl champions home. A similar gathering was held a year later, February 1, 1999, when the Broncos returned home from Miami after defeating Atlanta in Super Bowl XXXI. Governor-elect Bill Owens and Mayor Webb joined the festivities to salute the back-to-back World Champs.

DENVER LEADS THE AFC IN SUPER BOWL APPEARANCES — The Broncos made their sixth Super Bowl appearance against Atlanta Jan. 31, 1999, the most by any current American Football Conference franchise, and second most in the NFL behind Dallas (8). By winning back-to-back Super Bowls (XXXII and XXXIII) the Denver Broncos became one of just six franchises to "repeat," marking the seventh time the feat has been accomplished.

MOST SUPER BOWL APPEARANCES

TEAM	APPEARANCES	GAMES (WINS ASTERISKED)	RECORD
1. Dallas Cowboys	8	V, VI*, X, XII*, XIII, XXVII*, XXVIII*, XXX*	5-3
2. Denver Broncos	6	XII, XXI, XXII, XXIV, XXXII*, XXXIII*	2-4
3. Miami Dolphins	5	VI*, VII*, VIII, XVII, XIX	2-3
Pittsburgh	5	IX*, X*, XIII*, XIV*, XXX	4-1
San Francisco	5	XVI*, XIX*, XXIII*, XXIV*, XXIX*	5-0

COMING BACK STRONGER — Since the Super Bowl was first played after the 1966 season, only three teams have won the game and gone on to post a better record the following season, including the 1997-98 Broncos teams. All three teams not only improved their record, but repeated as Super Bowl champions.

SUPER BOWL CHAMPIONS TO POST BETTER RECORDS THE FOLLOWING SEASON

TEAM	YEAR	RECORD	NEXT YEAR'S REC.	POSTSEASON FINISH
Denver Broncos	1997	12-4	14-2	Won Super Bowl XXXIII
San Francisco 49ers	1988	10-6	14-2	Won Super Bowl XXIV
Pittsburgh Steelers	1974	10-3-1	12-2	Won Super Bowl X

BRONCOS THE MOST VICTORIOUS FOR ANY TWO- AND THREE-YEAR PERIOD — Denver's 34-19 victory over Atlanta in Super Bowl XXXIII secured two NFL records for the franchise: most wins in a two-year period and most wins in a three-year period:

NFL RECORD FOR MOST WINS IN A TWO-YEAR SPAN*

- Denver Broncos, 33 wins (1997-98)**
- Miami Dolphins, 32 wins (1972-73)
- San Francisco 49ers, 32 wins (1989-90)
- Dallas Cowboys, 31 wins (1992-93)
- Green Bay Packers, 31 wins (1996-97)

NFL RECORD FOR MOST WINS IN A THREE-YEAR SPAN*

- Denver Broncos, 46 wins (1996-98)**
 - San Francisco 49ers, 45 wins (1988-90)
 - Miami Dolphins, 44 wins (1971-73)
 - Dallas Cowboys, 44 wins (1992-94)
- (* includes postseason)

TOP FIVE POSTSEASON HOME RECORDS, ALL-TIME

(minimum five games)

TEAM	W	L	PCT.	LONGEST STREAK	CURRENT
1. Green Bay	13	0	1.000	W13	W13
2. Washington	13	2	.867	W6	W5
3. Denver	11	2	.846	W6	W3
4. Detroit	5	1	.833	W5	L1
Cincinnati	5	1	.833	W3	W3

TOP FIVE HOME RECORDS, 1974-2001

TEAM	REGULAR SEASON	POSTSEASON	TOTAL	PCT.
1. Denver	162-54-1 (.749)	11-2 (.846)	173-56-1	.754
2. Miami	154-60-1 (.719)	11-6 (.647)	165-66-1	.713
3. Pittsburgh	153-62-0 (.712)	13-6 (.684)	166-68-0	.709
4. Dallas	146-70-0 (.676)	14-4 (.778)	160-74-0	.684
5. Washington	139-75-1 (.649)	10-1 (.909)	149-76-1	.662

CHARTING THE BRONCOS' NINE DIVISION TITLES

YEAR	RECORD	AFC PLAYOFF RECORD	LEVEL REACHED
1977*	12-2		2-0 Super Bowl XII
1978	10-6	0-1	AFC Divisional Playoff
1984	13-3	0-1	AFC Divisional Playoff
1986	11-5	2-0	Super Bowl XXI
1987*	10-4-1	2-0	Super Bowl XXII
1989*	11-5	2-0	Super Bowl XXIV
1991	12-4	1-1	AFC Championship
1996*	13-3	0-1	AFC Divisional Playoff
1998*	14-2	2-0	World Champions

*denotes seasons in which Broncos secured home-field advantage throughout AFC Playoffs.

THE BRONCOS' STREAKS — Denver's undefeated home finish in 1998 was the club's third in a row, making it only the fourth franchise in NFL history to complete three straight regular seasons at home without losing a game, and only the third to win every home game for three straight years. Furthermore, Denver is the only team to accomplish this feat since the 16-game schedule was implemented in 1978. That adds up to a 24-game win streak at Mile High Stadium for the Broncos, the third-longest home winning streak in NFL history. Overall, the 1998 Broncos began the season by reeling off 13 straight wins, the second-best start in NFL history, contributing to an NFL-record-tying 18-game winning streak (regular and postseason combined).

MOST CONSECUTIVE UNDEFEATED HOME SLATES IN NFL HISTORY

TEAM	NO.	YEARS	RECORDS	ACCOMPLISHMENTS
1. Green Bay	4	1929-32	5-0, 6-0, 8-0, 5-0-1	Won NFL title from 1929-31
2. Denver	3	1996-98	8-0, 8-0, 8-0	Won Super Bowls XXXII and XXXIII
Miami	3	1972-74	7-0, 7-0, 7-0	Won Super Bowls VII and VIII
Chicago Bears	3	1942-44	6-0, 5-0, 4-0-1	Won 1941 NFL Championship

TOP FIVE REGULAR SEASON HOME WIN STREAKS IN NFL HISTORY

TEAM	YEARS	WINS	ACCOMPLISHMENTS
1. Miami	1971-74	27	Played in three straight Super Bowls, winning two (VII and VIII)
2. Green Bay	1995-98	25	Played in back-to-back Super Bowls, winning one (XXXI)
3. Denver	1996-98	24	Won two Super Bowls (XXXII and XXXIII)
4. Green Bay	1929-32	20	Won three straight NFL titles (1929-31)
5. Dallas	1979-81	18	Played in NFC Championship Game after 1979, '80 and '81 seasons
Oakland	1968-70	18	Played in AFL Title Game after 1967 and '68 seasons

LONGEST WIN STREAKS IN NFL HISTORY (REGULAR AND POSTSEASON COMBINED)

TEAM	WINS	DATE BEGAN-ENDED	ACCOMPLISHMENTS
1. Denver	18	12/21/97-12/13/98	Won Super Bowls XXXII and XXXIII
San Francisco	18	11/27/89-11/18/90	Won Super Bowl XXIV
Miami	18	9/17/72-9/23/73	Won Super Bowl VII
Chicago Bears	18	11/26/33-12/9/34	Won 1933 NFL Championship
Chicago Bears	18	11/9/41-12/13/42	Won 1941 NFL Championship

LONGEST REGULAR SEASON WIN STREAKS IN NFL SINCE 1990

TEAM	NO.	YEARS	DATES	RECORD	RESULTS
1. San Francisco	15	1989-90	11/27/89-11/18/90	14-2	Won Super Bowl XXIV, 2 Div. titles
2. Denver	14	1997-98	12/21/97-12/13/98	14-2	Won Super Bowl XXXIII
3. N.Y. Giants	13	1989-90	12/10/89-11/18/90	13-3	Won Super Bowl XXV
4. Washington	12	1990-91	12/30/90-11/17/91	14-2	Won Super Bowl XXVI
5. Houston	11	1993	10/17/93-1/2/94	12-4	AFC Divisional Playoffs

TEAMS TO START 13-0 OR BETTER IN NFL HISTORY

TEAM	YEAR	RECORD	REG. SEASON FINISH	POSTSEASON
Miami	1972	14-0	14-0	Won Super Bowl VII
Denver	1998	13-0	14-2	Won Super Bowl XXXIII
Chicago Bears	1934	13-0	13-0	Lost NFL Championship Game

BRONCOS' 1997-98 STREAK LONGEST IN FRANCHISE HISTORY — The Broncos' 14-game regular season win streak—compiled over the final game of the 1997 season and the first 13 games of the '98 season—is the longest in franchise history. Head Coach Mike Shanahan has been a member of the Broncos' coaching staff in one capacity or another for five of the top seven win streaks in franchise history:

LONGEST REGULAR SEASON WIN STREAKS IN FRANCHISE HISTORY

GAMES	YEAR(S)	DATES	END RESULT	SHANAHAN'S POSITION
1. 14	1997-98	12/21/97-12/6/98	Won Super Bowl XXXIII	Head Coach
2. 10	1984	9/16/84-11/18/84	AFC Divisional Playoffs	Receivers Coach
3. 9	1996	9/29/96-12/1/96	AFC Divisional Playoffs	Head Coach
4. 8	1985-86	12/14/85-10/12/86	Super Bowl XXI	Offensive Coordinator
8	1976-77	12/5/76-10/23/77	Super Bowl XII	

WHAT TO LOOK FOR FROM THE BRONCOS IN 2002

• The Broncos look to extend their NFL-best home record of 173-56-1 (162-54-1 in regular season) since 1974. The regular season victories and total victories are the most in the NFL over that period.

MIKE SHANAHAN

- Needs 13 overall wins during the 2002 season to reach 100 coaching victories for his career (regular and postseason combined).
- Needs to win eight of the Broncos' first 14 games in 2002 to reach 80 regular season victories faster than any coach in franchise history. Dan Reeves is the only other coach with as many wins and it took him 127 games to reach his 80th victory. Shanahan enters the 2002 season with a 72-40 record in the regular season as the Broncos' head man.

MIKE ANDERSON

- Needs four rushing touchdowns to pass Jon Keyworth (22) for sixth place, and seven to pass Otis Armstrong (25) for fifth place on Denver's all-time list for career rushing TDs.

TERRILL DAVIS

- Needs 1,195 combined yards (rushing, receiving and returns) to pass Rick Upchurch (10,081) for second place on Denver's all-time list.
- Needs 45 yards of total offense to pass Frank Tripucka (7,651) for fourth place on the Bronco's all-time list.
- Needs to score 13 points to pass Gene Mingo (408) and 34 to pass David Treadwell (429) for fifth and fourth place respectively on Denver's all-time scoring list.

JASON ELAM

- Enters the season having converted 344 consecutive point-after attempts, dating back to 1993. With each successful PAT he extends the NFL record that he achieved when his streak hit 304 in 2000.

BRIAN GRIESE

- Needs 3,198 yards of total offense to pass Craig Morton (12,155) for second place on Denver's all-time list.
- Needs 3,347 yards passing to pass Craig Morton (11,895) for second place all-time on Denver's all-time list.
- Needs 36 pass attempts to pass Frank Tripucka (1,277) and 353 attempts to pass Craig Morton (1,594) for third and second place, respectively, on Denver's all-time list.
- Needs 155 pass completions to pass Craig Morton (907) for second place on Denver's all-time list.
- Needs 19 touchdown passes to pass Craig Morton (74) for second place on Denver's all-time list.

ED McCaffrey

- Needs one touchdown reception to pass teammates Shannon Sharpe (44) and Rod Smith (44), as well as Lionel Taylor (44) and Haven Moses (44), and move into first place all-time in touchdown receptions by a Bronco.
- Needs to score one more touchdown of any kind to pass Shannon Sharpe (44), Rod Smith (44), Lionel Taylor (44) and Haven Moses (44); six to pass Sammy Winder (48) and 11 to pass Floyd Little (54) and move into second place all-time in touchdowns by a Bronco.
- Needs 23 receptions to pass Riley Odoms (396) and 42 to pass Vance Johnson (415) for fifth and fourth place, respectively, on Denver's all-time list for receptions.
- Needs 349 yards receiving to pass Haven Moses (5,450), 594 to pass Vance Johnson (5,695), 654 to pass Riley Odoms (5,755) and 1,011 to pass Steve Watson (6,112) and move into fourth place all-time in receiving yards by a Bronco.
- Needs 23 receptions to reach 500 for his career. Sixty-eight NFL players have reached this number, with one active player currently ranked ahead of McCaffrey (Keyshawn Johnson with 482). Teammate Rod Smith and Emmitt Smith trail McCaffrey by seven receptions entering the 2002 season.
- If he catches a pass in the first nine games of the season he will pass Lionel Taylor (62) and move into first place all-time for consecutive games with a reception by a Bronco.

TREVOR PRYCE

- Needs one quarterback sack to pass Rich Jackson (43), two to pass Tom Jackson (44) and 13 to pass Paul Smith (55) for eighth, seventh and sixth place, respectively, on Denver's all-time sacks list.


ROD SMITH

- Needs one touchdown reception to pass teammates Ed McCaffrey and Shannon Sharpe, as well as Lionel Taylor and Haven Moses (all with 44) for first place all-time in touchdown receptions by a Bronco.
- Needs to score one more touchdown of any kind to pass Shannon Sharpe (44), Ed McCaffrey (44), Lionel Taylor (44) and Haven Moses (44); six to pass Sammy Winder (48) and 11 to pass Floyd Little (54) and move into second place all-time in touchdowns by a Bronco.
- Needs 74 receptions to pass Lionel Taylor (543) for second place all-time in receptions by a Bronco.
- Needs 30 receptions to reach 500 for his career. Sixty-eight NFL players have reached this number, with two active players currently ranked ahead of Smith (Keyshawn Johnson with 482 and teammate Ed McCaffrey with 477). Smith is tied with Emmitt Smith heading into the 2002 season.
- Needs 117 receiving yards to pass Lionel Taylor (6,872) for second place all-time in receiving yards by a Bronco.
- If he catches a pass in every game this season, he'll pass Mark Jackson (47), Steve Watson (49) and Shannon Sharpe (60) for most consecutive games by a Bronco with a reception. He currently sits at 45. Teammate Ed McCaffrey has an active streak of 54, currently third on Denver's all-time list.

SHANNON SHARPE

- Needs one touchdown reception to pass teammates Ed McCaffrey (44) and Rod Smith (44), as well as Lionel Taylor (44) and Haven Moses (44), and move into first place all-time in touchdown receptions by a Bronco.
- Needs to score one more touchdown of any kind to pass Ed McCaffrey (44), Rod Smith (44), Lionel Taylor (44) and Haven Moses (44); six to pass Sammy Winder (48) and 11 to pass Floyd Little (54) and move into second place all-time in touchdowns by a Bronco.

VETERAN PLAYER PROFILES





MIKE ANDERSON  **FULLBACK**

6-0 • 230 • 3RD YR. • UTAH

BORN: September 21, 1973 in Winnsboro, S.C.
HIGH SCHOOL: Fairfield Central High School, Fairfield, S.C.
RESIDES: Littleton, Colo.
ACQUIRED: Draft #6 (189th overall), 2000
PRO YEAR: 3rd • **YEAR WITH BRONCOS:** 3rd
NFL GAMES PLAYED/STARTED: 32/19 • **POSTSEASON:** 1/1

38

Mike Anderson enters his third NFL season with a new assignment, moving to fullback where he takes over the starting position with the retirement of Howard Griffith. He played in all 16 games a year ago but shared the starting halfback position with Terrell Davis and ranked second on the team with 678 yards to bring his two-year career total to 2,165, eighth-best in franchise history. Anderson also ranks ninth in career rushing attempts (472), seventh in rushing touchdowns (19) and third in career rushing average (4.59). Anderson was one of the NFL's best stories of 2000, as the sixth-round draft choice from Utah was named NFL Offensive Rookie of the Year by the Associated Press and shattered every Broncos rookie rushing record. Starting just 12 games he rushed for more yards (1,487) than all but five other rookie backs in league history. Anderson's 251-yard rushing performance at New Orleans late in the season was the best by any rookie in NFL history and was the fourth-best by any player in league annals behind Corey Dillon (278), Walter Payton (275) and O.J. Simpson (273)—and now Seattle's Shaun Alexander (266). He joins Davis and 1999 Broncos super-rookie Olandis Gary (1,159 yards) to give Denver the deepest and most talented backfield in the NFL for the third straight year. Humble and hard-working, Anderson has not only taken his accomplishments in stride, but also played with pain throughout the final month of his rookie season on an injured left knee that required surgery after the season to repair torn meniscus cartilage. The surgery was successful and put Anderson back at full strength by the start of mini-camp in May 2001. Anderson was the Broncos sixth-round choice in the 2000 NFL Draft (189th overall) out of Utah.

2001: Anderson played in all 16 games and started seven, rushing for 678 yds. and four touchdowns on 175 carries (3.9), while also catching eight passes for 46 yds. (5.8) with a long of 16. He posted his second-best rushing performance of the season at Dal. (11/22), rushing for 118 yds. on 33 carries (3.6) and one touchdown after replacing Olandis Gary (fractured left fibula) in the 1st qtr. It was his second 100-yd. game of the season and the eighth of his career. Anderson started his seventh game vs. Wash. (11/18)—his final start of the season—with Terrell Davis recovering from arthroscopic surgery, and rushed for 31 yds. on 13 carries (2.4). He also caught one pass for 16 yds., his longest reception of the season. Anderson played in a reserve role at Oak. (11/5) with Davis back in the lineup, and rushed for 44 yds. on five carries (8.8), as well as rushing for a two-point conversion. He scored his third touchdown of the season vs. N.E. (10/28), while carrying for 40 yds. on 14 carries (2.9). The touchdown was the 18th of his career, moving him into seventh all-time by a Bronco, ahead of Gerald Willhite. Anderson had a breakout game vs. K.C. (10/7) rushing for 155 yds. on 22 carries (7.0), with two touchdowns, scoring on a season-best 62-yd. run. The 155 yds. represented the fourth-best figure of his career, and his best at home. Anderson's previous home high was 131, twice during his rookie season. He also logged his fifth career 100-yd. half, gaining 106 in the first half. Anderson moved into the starting lineup in Wk. 2 at Ariz. (9/23) for the injured Davis (right knee) and rushed for 58 yds. on 19 carries (3.1), with a long of 12 yards. He played in a reserve role in the opener vs. the Giants (9/10) and rushed for 10 yds. and a touchdown on six carries.

OFF THE FIELD

Mike Anderson was named NFL Offensive Rookie of the Year by the Associated Press in 2000, garnering 40 of the 50 media votes to become the first Bronco to win the award. His path to the NFL is what made the story so remarkable. Anderson did not play football in high school at Fairfield (S.C.) Central. He turned out for the team, but became a drummer in the school's marching band when coaches insisted he play offensive line instead of running back. Upon graduation, he enlisted in the Marine Corps, and spent parts of his four years on peace-keeping missions in Somalia and Kenya. It was at Camp Pendleton where he took up football again, which led to a two-year stop at Mt. San Jacinto Community College—where he earned All-America honors—and the University of Utah, where he rushed for 2,404 yards in two seasons. Anderson was drafted by the Broncos in the sixth round (189th) in 2000 at age 26.

ALL-TIME NFL ROOKIE RUSHING LEADERS

MOST RUSHING YARDS IN A ROOKIE SEASON, NFL HISTORY

PLAYER	TEAM	YEAR	YARDS	ATT.	AVG.	TD
1. Eric Dickerson	L.A. Rams	1983	1,808	390	4.6	18
2. George Rogers	New Orleans	1981	1,674	378	4.4	13
3. Otis Anderson	St. Louis Cardinals	1979	1,605	331	4.8	8
4. Edgerrin James	Indianapolis	1999	1,553	369	4.2	13
5. Mike Anderson	Denver	2000	1,487	297	5.0	15
Curtis Martin	New England	1995	1,487	368	4.0	14

2000: Anderson was named NFL Offensive Rookie of the Year by the Associated Press, *Pro Football Weekly* and *Football Digest*; NFL Rookie of the Year by *USA Today*; NFL Offensive Rookie of the Month and AFC Offensive Player of the Month for December and NFL Offensive Rookie of the Month for September and earned All-Rookie honors from *Pro Football Weekly*, *Football News* and *Football Digest*. He played in all 16 games and started 12 (Gms. 2-4, 6-8 and 11-16), and was the third leading rusher in the AFC (4th NFL) with a franchise rookie-record 1,487 yards (4th best season in franchise history and tied for 5th best by a rookie in NFL history) and 15 touchdowns on 297 carries (5.0), with a long of 80. He also caught 23 passes for 169 yards (7.3) to give him a franchise rookie-record 1,656 total yards from scrimmage, seventh most in the AFC (12th NFL). Anderson's 15 touchdowns and one two-point conversion gave him 92 total points on the season, fourth most in the AFC (T5th NFL). In his last eight starts Anderson averaged 125.4 yds. per game (1,003 yds.), and in his 12 starts overall averaged an NFL-best 121.5 yds. per game. His 577 yds. in Games 12-14 was the best three-game total in franchise history (previous best: Terrell Davis, 512, 1998) and the fifth best three-game total in NFL history, while his 5.0 yds.-per-carry average was the best in the AFC (3rd NFL) this season for players with 100 or more carries and ranked third in franchise history (No. 1 by a rookie). Anderson's 15 rushing touchdowns led the AFC and ranked second in the NFL; set a franchise rookie record; tied for second most by a Bronco in a single season; tied for second most by a rookie in NFL history and already placed him eighth on Denver's all-time career list. Anderson led all NFL rookies in rushing yards, touchdowns, rushing touchdowns, scoring and first downs (84), and ranked second in total yds. from scrimmage. He also ranked fourth in the AFC (T5th NFL) in total touchdowns and tied for fifth in first downs (T7th NFL). Additionally, Anderson's 297 rushing attempts were the most by a rookie in Broncos history and were fourth most overall in franchise history. Anderson's six 100-yd. rushing games tied the franchise rookie record (Humphrey, 1989), while his four games of 30 or more carries were the most by any player in franchise history in the same season. In the season finale vs. S.F. (12/23) Anderson rushed for 85 yds. on 26 carries (3.3) and scored two touchdowns in Denver's 38-9 win to solidify the best rushing season by a rookie in Broncos franchise history. In Week 15 vs. Sea. (12/10) Anderson notched his franchise rookie-record sixth 100-yd. rushing day of the season with 131 yds. on 29 carries (4.5) with a long of 19 and two touchdowns. He became the first rookie in franchise history to rush for 100 or more yards in three consecutive games. A week earlier at New Orleans (12/3) Anderson posted the best rushing day in franchise history—and fourth best in NFL history—and set an NFL rookie record with 251 yds. on a career-high 37 carries (6.8) to earn both AFC Offensive Player of the Week and Miller Lite NFL Player of the Week. His day included a fran-

ANDERSON RANKS AMONG SINGLE-GAME AND TWO-GAME BESTS

MOST RUSHING YARDS IN A SINGLE GAME BY A ROOKIE, NFL HISTORY

PLAYER	TEAM	OPPONENT	DATE	YARDS	ATT.	AVG.	TD
1. Mike Anderson	Denver	New Orleans	12/3/00	251	37	6.8	4
2. Corey Dillon	Cincinnati	Tennessee	12/4/97	246	39	6.3	4
3. Jim Brown	Cleveland	L.A. Rams	11/24/57	237	31	7.6	4

MOST RUSHING YARDS IN A SINGLE GAME, NFL HISTORY

PLAYER	TEAM	OPPONENT	DATE	YARDS	ATT.	AVG.	TD
1. Corey Dillon	Cincinnati	vs. Denver	10/22/00	278	22	12.6	2
2. Walter Payton	Chicago	vs. Minnesota	11/20/77	275	40	6.9	2
3. O.J. Simpson	Buffalo	at Detroit	11/25/76	273	29	9.4	2
4. Shaun Alexander	Seattle	vs. Oakland	11/11/01	266	35	7.6	3
5. Mike Anderson	Denver	at New Orleans	12/3/00	251	37	6.8	4

MOST RUSHING YARDS IN CONSECUTIVE GAMES, NFL HISTORY

PLAYER	TEAM	YARDS	DATES	OPPONENTS	YDS. IN EACH GAME
1. O.J. Simpson	Buffalo	476	11/25/76-12/5/76	at Detroit and at Miami	273 and 203
2. Walter Payton	Chicago	467	11/13/77-11/20/77	vs. K.C. and vs. Minn.	192 and 275
3. Mike Anderson	Denver	446	11/26/00-12/3/00	at Seattle and at N.O.	195 and 251

ANDERSON ETCHES NAME IN BRONCOS RECORD BOOK

BRONCOS ALL-TIME TOP FIVE SINGLE-GAME RUSHING AND TOTAL YARDAGE MARKS

RUSHING				TOTAL YARDAGE			
PLAYER, OPP. (DATE)	ATT	Yds	TD	PLAYER, OPP. (DATE)	Yds	RUSH	REC TD
1. Mike Anderson at N.O. (12/3/00)	37	251*	4	1. Anderson at N.O. (12/3/00)	256	251*	5 4
2. Terrell Davis vs. Cin. (9/21/97)	27	215	1	2. Davis at Buf. (10/26/97)	236	207	29 1
3. Terrell Davis at Sea. (10/11/98)	30	208	1	3. Davis vs. Cin. (9/21/97)	228	215	13 1
4. Terrell Davis at Buf. (10/26/97)	42	207	1	4. Davis at S.D. (11/30/97)	214	178	36 1
5. Mike Anderson at Sea. (11/26/00)	30	195	2	5. Davis vs. Balt. (10/20/96)	213	194	19 2

*NFL rookie records

chise-record four touchdowns, all on the ground, while his 37 carries tie for second most in team history. Anderson also set a new franchise record with 256 total yds. from scrimmage, and his combined rushing total at N.O. and at Sea. the week before (446 yds.) was the third best two-game total in NFL history (1. O.J. Simpson, 476 in 1976; 2. Walter Payton, 467 in 1977). He surpassed Gary's rookie single-season record of 1,159 yds. (1999) in the game and set a new standard for rushing TDs by a rookie, breaking the record of 7 held by Gary (1999), Terrell Davis (1995) and Bobby Humphrey (1989). In the Saints game he became the first player in franchise history to rush for more than 100 yds. in both halves (146/105), and posted his second 100-yd. qtr. in as many weeks (105, 2nd qtr.) Anderson had his previous best day as a pro at Sea. (11/26) and earned AFC Offensive Player of the Week honors for the first time in his career. He broke his own franchise single-game rookie rushing record with 195 yds. and two touchdowns on 30 carries (6.5), including the longest run of his career, an 80-yd. touchdown dash in the 4th qtr. to provide the winning points in a 38-31 triumph. It was the longest scoring run by a rookie in franchise history and tied for the second longest overall. In the Seattle contest Anderson rushed for a career-best 153 yds. in a half (2nd), including his first 100-yd. qtr. (115 in the 4th). In his seventh start of the season, vs. S.D. (11/19), Anderson posted career-best receiving numbers with six catches for 41 yds. (6.8). He logged his third 100-yard game of the season in Week 7 vs. Cleve. (10/15) with 103 yds. on 20 carries (5.2), including a 26-yard touchdown run, his longest of the day. In Week 3 at Oakland (9/17) Anderson followed his stunning debut with an even more impressive performance, setting a new Broncos rookie record for single-game rushing and earning Miller Lite NFL Player of the Week honors. Starting for the second week in a row in place of Davis (ankle) he rushed for 187 yards—including 109 in the second half alone—on 32 carries (5.8) and caught one pass for 2 yds. in Denver's 33-24 road win. He broke Gary's rookie record of 185 yds. (at Det., 12/25/99) in posting the sixth-best rushing day overall in franchise history, and his 32 carries were second most by a Broncos rookie (tied for sixth most overall). Anderson's day included three runs of 20 yards or more (20, 23 and 29), and gave him the most rushing yards ever by a Bronco in his first two starts, while ranking as one of just nine rookies in NFL history to rush for 100 yards or more in his first two starts. Anderson made his first NFL start vs. Atlanta (9/10), filling in for the injured Davis and rushed for 131 yds. and two touchdowns on 31 carries. In so doing he became the first player in franchise history to rush for more than 100 yards in his first start. It was just Anderson's second NFL game, and his first seeing any offensive action, as he played solely on special teams in the opener at St. Louis (9/4). He scored on runs of 2 and 20 yds. in the 1st and 2nd qtrs., respec-

ANDERSON AMONG ALL-TIME GREAT BRONCOS RUNNING BACKS

BRONCOS ALL-TIME TOP FIVE SINGLE-SEASON RUSHING AND TOTAL YARDAGE LEADERS

RUSHING				TOTAL YARDAGE			
PLAYER	YEAR	Yds	ATT TD	PLAYER	YEAR	Yds	RUSH REC TD
1. Terrell Davis	1998	2,008	392 21	1. Davis	1998	2,225	2,008 217 23
2. Terrell Davis	1997	1,750	369 15	2. Davis	1997	2,037	1,750 287 15
3. Terrell Davis	1996	1,538	345 13	3. Davis	1996	1,848	1,538 310 15
4. Mike Anderson*	2000	1,487	297 15	4. Armstrong	1974	1,812	1,407 405 12
5. Otis Armstrong	1974	1,407	263 9	5. Anderson*	2000	1,656	1,487 169 15

*both represent franchise rookie records

BRONCOS ALL-TIME SINGLE-SEASON TOUCHDOWN LEADERS, TOTAL AND RUSHING

PLAYER	TOTAL TDs	PLAYER	RUSHING TDs
1. Terrell Davis, 1998	23	1. Terrell Davis, 1998	21
2. Mike Anderson	15	2. Mike Anderson, 2000	15
Terrell Davis, 1997	15	Terrell Davis, 1997	15
Terrell Davis, 1996	15	4. Terrell Davis, 1996	13
5. Anthony Miller, 1995	14	5. Floyd Little, 1973	12
Sammy Winder, 1986	14		

LOWEST-DRAFTED NFL ROOKIES TO RUSH FOR 1,000 YARDS, FIRST YEAR

PLAYER	TEAM	YEAR	Yds.	DRAFT POS.
Dominic Rhodes	Indianapolis	2001	1,104	Undrafted
Terrell Davis	Denver	1995	1,117	6th (196th)
Mike Anderson	Denver	2000	1,487	6th (189th)
Don Woods	San Diego	1974	1,162	6th (134th)*
Ron Moore	Phoenix	1993	1,018	4th (87th)

* - Woods actually drafted by Green Bay

tively, and caught one pass for 18 yds. on the day. Preseason: Anderson played in all four pre-season games and finished third on the team in rushing with 88 yards on 21 carries (4.2), with a long of 24 and two touchdowns. He also tied for the team lead with five special teams tackles and returned one kickoff for 26 yards. In the Broncos' AFC Wild Card playoff loss at Baltimore (12/31) Anderson started at halfback and rushed for 40 yds. on 15 carries and caught two passes for 10 yds. (5.0).

COLLEGE: Anderson was a two-time all-conference honoree at Utah where he finished his two-year career with the best per-game rushing average in school history (102.4). He led the Western Athletic Conference in rushing as a junior with 1,173 yards and 12 touchdowns on 244 carries and served as team captain in his senior campaign when he rushed 1,231 yards and 12 touchdowns on 229 carries to earn All-Mountain West Conference honors. Anderson's 254 rushing yards in the 1999 Las Vegas Bowl set a new school record in his final collegiate game, and followed a 204-yard outburst on 32 carries in his final regular season game vs. New Mexico. He was an exercise and sport science major at Utah. Anderson transferred to Utah from Mt. San Jacinto Community College where he was a two-time JUCO All-American (1996-97) and team most valuable player. He was named California State JUCO Offensive Player in '97 when he rushed for 1,686 yards, following a 1,511-yard season in '96 that culminated with his team winning the L.A. Bowl.

PERSONAL: Anderson is a graduate of Fairfield Central High School in Fairfield, S.C., where he did not compete in sports. He played drums in the school's marching band. Anderson spent four years in the United States Marine Corps upon completion of high school. Michael Moschello Anderson was born Sept. 21, 1973 in Winnsboro, S.C. He has two sons, Ritho (8) and Mike, Jr. (2).

ANDERSON'S REGULAR SEASON RECORD

Year	Club	RUSHING					RECEIVING					SCORING								
		G	S	No.	Yds.	Avg.	LG	TD	No.	Yds.	Avg.	LG	TD	TD	TDr	TDp	TDrt	2pt	Pts.	
2000	Denver	16	12	297	1,487	5.0	80t	15	23	169	7.3	18	0	15	15	0	0	0	1	92
2001	Denver	16	7	175	678	3.9	62t	4	8	46	5.8	16	0	4	4	0	0	1	26	
CAREER TOTALS		32	19	472	2,165	4.6	80t	19	31	215	6.9	18	0	19	19	0	0	0	2	118

ANDERSON'S POSTSEASON RECORD

Year	Club	RUSHING					RECEIVING					SCORING								
		G	S	No.	Yds.	Avg.	LG	TD	No.	Yds.	Avg.	LG	TD	TD	TDr	TDp	TDrt	2pt	Pts.	
2000	Denver	1	1	15	40	2.7	13	0	2	10	5.0	8	0	0	0	0	0	0	0	0

ANDERSON'S SINGLE-GAME HIGHS

(Postseason in parenthesis)

Most rushes — 37 at New Orleans, 12/3/00 (15 at Baltimore, 12/31/00). **Most rushing yards** — *251 at New Orleans, 12/3/00 (40 at Baltimore, 12/31/00). **Longest rush** — 80 (TD), at Seattle, 11/26/00 (13 at Baltimore, 12/31/00). **Most rushing TDs** — 4 at New Orleans, 12/3/00 (none). **Most receptions** — 6 vs. San Diego, 11/19/00 (2 at Baltimore, 12/31/00). **Most receiving yards** — 41 vs. San Diego, 11/19/00 (10 at Baltimore, 12/31/00). **Longest reception** — 18 vs. Cleveland, 10/15/00 and vs. Atlanta, 9/10/00 (8 at Baltimore, 12/31/00). **Most receiving TDs** — none (none). **Most rushing yards in one quarter** — 115 (4th qtr.) at Seattle, 11/26/00. **Most rushing yards in one half** — 153 (2nd half) at Seattle, 11/26/00. **Most total yards** — *256 (251 rush/5 rec.) at New Orleans, 12/3/00 (50 (40 rush/10 rec.) at Baltimore, 12/31/00). **Most total touchdowns** — 4 (all rush.) at New Orleans, 12/3/00 (none). *NFL Rookie Record; Broncos franchise record



BERTRAND BERRY  **DEF. END**

6-3 • 250 • 5TH YR. • NOTRE DAME

BORN: August 15, 1975 in Houston, Texas
HIGH SCHOOL: Humble High School, Humble, Texas
RESIDES: Houston, Texas
ACQUIRED: Free Agent, 2001
PRO YEAR: 5th • **YEAR WITH BRONCOS:** 2nd
NFL GAMES PLAYED/STARTED: 56/13 • **POSTSEASON:** 1/0

92

Bertrand Berry proved to be a valuable offseason free-agent pickup for the Broncos in 2001 as he gave the club depth at defensive end and provided a spark in pass rushing situations with his quickness. He will compete for additional playing time in 2002 as he battles with other challengers at the position. Berry has played in 56 career games and started 13, and posted 96 tackles (63 solo), including seven sacks (-45), as well as four passes defended, three forced fumbles, two fumble recoveries and 29 special teams tackles. He entered the NFL in 1997 as the Colts' third round draft choice (89th overall) out of Notre Dame and played three seasons in Indianapolis. He spent the 2000 season out of football before signing with the Broncos Jan. 2, 2001.

2001: Berry played in 14 games, in a reserve role on the defensive line, and posted 17 tackles (13 solo), including two sacks (-12), as well as two fumble recoveries and a pass deflection. He also contributed five tackles on special teams. For the second week in a row, Berry saw extensive action vs. Oak (12/30), making two tackles and recovering a fumble. His recovery, after a sack and forced fumble by Bill Romanowski on Rich Gannon, set up a Broncos 1st-qr. field goal. Berry registered two solo tackles at K.C. (12/16), including a sack of Trent Green for a 5-yd. loss. He returned to action vs. Sea.(12/9) after missing the previous two games with a seperated left shoulder and registered a sack on Seahawks quarterback Matt Hasselback for a 7-yd. loss. He was declared inactive at Mia. (12/2) and at Dal. (11/22) because of a shoulder injury suffered vs. Wash. (11/18). The injury occurred in the 3rd qtr. and kept him out of the remainder of the game. Berry saw his most extensive action of the early-season vs. N.E. (10/28) and made a season-high four tackles (2 solo). His first fumble recovery came at Ariz. (9/23) and his pass deflection came at Oak. (11/5).

2000: Berry was out of football after going through training camp with St. Louis.

1999: Berry played in all 16 games for the Colts, registering nine tackles (four solo), one sack, 18 special teams tackles and one forced fumble.

1998: Berry started 12 of the 13 games he played in and posted 58 tackles (41 solo), four sacks, two forced fumbles and two passes defended. He also added three special teams stops. His sacks came against the Jets, Chargers, Seahawks and 49ers.

1997: Berry played in 10 games (one start) and registered 12 tackles (five solo) and one pass defended as a rookie with Indianapolis. He was a third round pick (86th overall) by the Colts.

COLLEGE: Berry was a four-year letterman and three-year starter at Notre Dame where played in 44 games (32 starts) and made 187 tackles (127 solo), including 16.5 sacks. As a senior he had 60 stops (34 solo) 13 quarterback pressures and 10 sacks, including three sacks in a game against Washington. He was a communication and theater major at Notre Dame.

PERSONAL: A native of Houston, Texas, Berry was a three-sport (football, basketball, track) star at Humble (Texas) High School. In the offseason while in Indianapolis he was an instructor for Colts 101, an annual women's football clinic. Bertand Demond Berry was born Aug. 15, 1975 in Houston, Texas. He and his wife, Shellie, have a daughter, Desiree Nicole (11/13/01), and reside in Houston.

BERRY'S REGULAR SEASON RECORD

Year	Club	G	S	UT	A	TT	S-Yds.	I-Yds.	PD	FF	FR	TD-Int.	TD-FR	S	Pts.
1997	Indianapolis	10	1	5	7	12	0-0	0-0	1	0	0	0	0	0	0
1998	Indianapolis	16	12	41	17	58	4-27	0-0	2	2	0	0	0	0	0
1999	Indianapolis	16	0	4	5	9	1-6	0-0	0	1	0	0	0	0	0
2000 OUT OF FOOTBALL															
2001	Denver	14	0	13	4	17	2-12	0-0	1	0	2	0	0	0	0
CAREER TOTALS		56	13	63	33	96	7-45	0-0	4	3	2	0	0	0	0

ADDITIONAL STATISTICS: Special teams tackles — 1997 (3), 1998 (3), 1999 (18), 2001 (5), TOTAL (29).

BERRY'S POSTSEASON RECORD

Year	Club	G	S	UT	A	TT	S-Yds.	I-Yds.	PD	FF	FR	TD-Int.	TD-FR	S	Pts.
1999	Indianapolis	1	0	2	3	5	0-0	0-0	0	0	0	0	0	0	0

ADDITIONAL STATISTICS: Special teams tackles — 1999 (1).



STEVE BEUERLEIN  **QUARTERBACK**

6-3 • 220 • 16TH YR. • NOTRE DAME

BORN: March 7, 1965 in Hollywood, Calif.
HIGH SCHOOL: Servite High School, Anaheim, Calif.
RESIDES: Charlotte, N.C.
ACQUIRED: Free Agent, 2001
PRO YEAR: 16th • **YEAR WITH BRONCOS:** 2nd
NFL GAMES PLAYED/STARTED: 135/97 • **POSTSEASON:** 5/2

11

Steve Beuerlein faces the challenge in 2002 of coming back from an injured reserve. Acquired during the 2001 offseason to compete for backup duty at the quarterback position, Beuerlein was hampered throughout training camp by elbow pain that limited his practice time and eventually necessitated surgery Oct. 10. A seasoned veteran, he came to Denver from Carolina where he led the NFL in completions in 1999 and was selected to his first Pro Bowl, in his 13th season, which tied him with St. Louis Cardinals offensive lineman Bob Young (1978) for the most seasons played before earning an initial Pro Bowl selection. Beuerlein was also the second-oldest quarterback to be selected to a Pro Bowl behind Buffalo's Doug Flutie who was 36 at the time of his selection in 1998. He had started 44 consecutive games through the end of the 2000 season, the third longest streak in the league at the time. Beuerlein has played in 135 career games (97 starts) in 15 seasons and has a record of 45-52 (.463) as a starter. Beuerlein has completed 1,793 of 3,148 passes (57%) for 22,732 yards and 139 touchdowns with 102 interceptions and has rushed for 442 yards on 211 carries (2.1) and four touchdowns. In five post-season games (two starts) Beuerlein has 271 passing yards, five rushing yards, one touchdown pass and one interception. He earned a Super Bowl ring with Dallas in 1992 as Troy Aikman's backup. Beuerlein entered the NFL in 1987 as a fourth round selection of the Los Angeles Raiders (110th overall) out of Notre Dame. He played four seasons with the Raiders (1987-90), followed by stints with the Cowboys (1991-92), Cardinals (1993-94), Jaguars (1995) and Panthers (1996-2000).

2001: Beurlein was placed on injured reserve Oct. 5, because of a preseason elbow injury. He underwent surgery Oct. 10. Beuerlein signed with the Broncos May 30 after being released by the Panthers March 19.

2000: Beuerlein started all 16 games for Carolina, completing 324 of 533 passes (60.8%) for 3,730 yds. and 19 touchdowns with 18 interceptions. He also rushed for 106 yds. on 44 carries (2.4) and scored once. Beuerlein finished the season having started 44 consecutive games, which ranked as the third longest active streak among NFL quarterbacks behind Brett Favre (141) and Peyton Manning (48). In the season opener at Washington (9/3) he completed 17 of 26 passes for 183 yds. and a touchdown and rushed twice for 10 yds. His lone touchdown pass was a 20-yarder to Wesley Walls. Beuerlein became the first quarterback to start consecutive season openers in the team's brief history. The next week at San Francisco (9/10) he completed a season-high 24 of 32 passes for a season-high 364 yds. with three touchdowns and one interception. The 364 yds. passing ranked as the third highest single-game total in team history. He directed an offense that fell one yard shy of having three 100-yd. receivers for the first time in franchise history with Donald Hayes totaling 115 yds., Muhsin Muhammad 108 yds., and Walls 99 yds. He also set the team record with an average of 11.38 yds. per attempt, eclipsing the previous mark of 10.57 set by Kerry Collins at Atlanta in 1996 (11/3). Versus St. Louis (12/3) he completed 20 of 30 for 195 yds. with two interceptions to become the first signal-caller in the team history to pass for more than 3,000 yds. in consecutive seasons.

1999: In a season that ranks among the best in NFL history, Beuerlein's 4,436 passing yds. and 36 touchdowns earned him distinction as one of just 11 passers (now 12) in NFL history to record more than 4,000 yds. and 30 touchdowns in a season, as he started all 16 games for Carolina. The feat was rewarded with his first career Pro Bowl selection, making him the second-oldest quarterback selected for a postseason trip to Hawaii, behind Buffalo's Doug Flutie who was 36 in 1998. Beuerlein's passing total amounted to the 11th-most passing yds. in a season in NFL history while his 36 touchdowns tied Steve Young for sixth-most in a single season. For the season he posted a 94.6 quarterback rating on 343 of 571 passing (60.1%) for 4,436 yds. with 36 touchdowns and 15 interceptions in addition to rushing 27 times for a career-high 124 yds. and two touchdowns. Beuerlein led the League in passing yds. and completions and ranked second in touchdown passes, quarterback rating and pass attempts. He entered the year with three 300-yd. passing days to his credit but recorded five such outings in 1999 with 373 at Green Bay (12/12);

368 vs. San Francisco (12/18); 334 at Washington (10/3); 332 vs. New Orleans (1/2) and 300 at San Francisco (10/17). Not known for his mobility, his improbable 5-yd. touchdown run on fourth-and-goal with no time remaining at Green Bay earned the Panthers an upset 33-31 win, marking the first victory for a visiting team at Lambeau Field in December since 1991. Beuerlein's 29 completions (on 43 attempts) and 373 passing yds. set team single-game marks. He also set a team record with five passing touchdowns vs. New Orleans (1/2) in the season finale. Beuerlein began the season by completing 16 of 32 passes for 207 yds. with one touchdown, a 5-yd. pass to Wesley Walls, and an interception at New Orleans (9/12), before throwing for three touchdowns and 216 yds. on 16 of 26 passing with one interception vs. Jacksonville (9/19), with scoring passes of 1 and 10 yds. to Walls and 60 yds. to Muhsin Muhammad. Versus Cincinnati (9/26) Beuerlein threw a 4-yd. touchdown to Walls among 17 completions on 23 attempts for 204 yards. At Washington (10/3) he posted 334 passing yards, the fourth 300-yd. passing day of his career and first of the season, completing 23 of 47 attempts with a touchdown on a 6-yd. scoring pass to Walls. Beuerlein added his fifth career 300-yd. passing day the following week at San Francisco (10/17) with an even 300 yds. on 23 completions among 36 attempts with four touchdowns, a 22-yarder to Muhammad, a 25-yarder to Walls and 7- and 33-yarders to Patrick Jeffers, as well as three interceptions. He was 26 of 47 for 299 yds. with no touchdowns and one interception vs. Detroit (10/24), ending a team-record streak of 11 straight games with a touchdown pass. Beuerlein completed 21 of 35 passes for 256 yds. with three interceptions at Atlanta (10/31) before throwing for 281 yds. on 21 of 34 passes with three touchdowns vs. Philadelphia (11/7), tossing scoring passes of 4 and 12 yds. to Muhammad and 21 yds. to Jeffers. When he was relieved by Steve Bono in the fourth quarter of the Philadelphia game it ended a streak of 1,185 consecutive plays in a 20-game span during which he did not miss a snap. At St. Louis (11/14) Beuerlein completed 24 of 39 passes for 286 yards, including a 14-yd. touchdown pass to Walls and two interceptions. He set a team record with 15 consecutive completions, connecting on the first nine passes of the game at the Rams after completing his final six passes vs. Philadelphia. Beuerlein totaled 199 yds. on 21 of 27 passing with two touchdowns in three quarters at Cleveland (11/21) with an 8-yd. strike to Walls and a 1-yd. toss to Brian Kinchen, which was also the 100th touchdown pass of his career. Versus Atlanta (11/28) Beuerlein completed 18 of 27 passes for 262 yds. with three touchdowns, posting a 135.1 quarterback rating for the game. Versus St. Louis (12/5) He completed 21 of 42 passes for 266 yds. with three touchdowns on passes of 15 yds. to Walls, 36 yds. to Donald Hayes and 71 yds. to Jeffers, in addition to two interceptions. At Green Bay (12/12) in one of the most memorable games in the Panthers' five-year history, Beuerlein re-wrote the team's record books for passing, but also had one of the most exciting plays in team history with a 5-yd. quarterback draw for a touchdown on fourth-and-goal as time expired to give Carolina a 33-31 victory. He set team marks with 29 completions for 373 yds. on 42 attempts in addition to three touchdowns, with tosses of 35 and 38 yds. to Jeffers and 26 yds. to Kinchen. Beuerlein directed the team to scores on all four second-half possessions netting three touchdowns and a field goal. He was equally masterful the following week vs. San Francisco (12/18), throwing for 368 yds. with four touchdowns in addition to 20 yds. rushing, including a season-long 16 yd. run. His 136.7 single-game quarterback rating was his highest as a Panther, as he directed the offense to scores on its first four possessions, creating a streak of eight consecutive drives with scores dating back to the previous game at Green Bay. Beuerlein threw touchdown passes of 8, 14 and 7 yds. to Muhammad as well as a 55-yarder to Jeffers, while his 368 passing yds. made him the most prolific passer in team history with 8,356 yards, eclipsing the previous mark of 8,306 held by Kerry Collins. At Pittsburgh (12/26) he completed 18 of 35 passes for 263 yds. and two touchdowns, including a career-long 88-yd. score to Jeffers as well as a 43-yd. "Hail Mary" touchdown to Jeffers with seconds remaining in the first half. In the season finale vs. New Orleans (1/2) Beuerlein threw a career-high five touchdowns among 22 completions on 41 attempts for 322 yards. He threw touchdowns of 7 yds. to Muhammad, 37 and 15 yds. to Walls and 40 and 32 yds. to Jeffers as he closed the season with three 300-yd. passing games in the final four contests. For the season the Panthers' offense set single-season team records for points with 421 and net yds. with 5,698. In the Pro Bowl (2/6) Beuerlein completed four of seven passes for 85 yds. and a touchdown.

1998: Operating with efficiency, Beuerlein directed the Panthers to 20 or more points in nine of his 12 starts and completed 216 of 343 attempts to tie for the league's No. 1 ranking with a 63.0 completion percentage. He threw for 2,613 yds. and a team-record 17 touchdowns, along with 12 interceptions. Overall, his 88.2 season rating placed him fifth in the NFC. After seeing no action as a reserve in the first four games of the season Beuerlein became the Panthers starter in dramatic fashion and responded masterfully. Playing in his first game as a full-time starter he faced his

former Cowboys mates at Dallas (10/11) and completed 22 of 32 attempts for 286 yds. and three touchdowns with one interception. He completed his first 12 passes of the game and, combined with two completions from the final game of 1997, set a team mark for consecutive completions with 14. In the first half alone Beuerlein completed 12 of 13 passes with two touchdowns and completed 16 of 17 passes through the first three quarters. He threw scoring passes of 35 and 16 yds. to Rocket Ismail and a 3-yd. score to William Floyd. The following week at Tampa Bay (10/18) Beuerlein completed 22 of 31 passes for 234 yards. Versus Buffalo (10/25) in an ESPN Sunday Night game he threw for 286 yds. on 22 of 39 passing with one touchdown, an 8-yd. pass to Mark Carrier, and two interceptions. A week later vs. New Orleans (11/1) Beuerlein completed 13 of 17 passes for 132 yards, two touchdowns and one interception with touchdown passes of 1 yd. to Muhammad and 33 yds. to Ismail. At San Francisco (11/8) he threw for 265 yds. and a touchdown, a 20 yarder to Ismail, on 25 of 41 passing before completing 17 of 30 passes for 160 yds. with two interceptions vs. Miami (11/15). Beuerlein increased his record to 2-0 as a starter at St. Louis (11/22) with a team single-game record 80.76 completion percentage on 21 of 26 passing for 211 yds. with two touchdowns and an interception. His scoring tosses went 1 and 13 yds. to Walls. Beuerlein completed 18 of 33 passes for 235 yds. with three touchdowns and an interception vs. San Francisco (12/6), including touchdown strikes to Muhammad (12 yds.), Ismail (40) and Anthony Johnson (38). He completed 16 of 25 passes for 264 yds. with a touchdown and two interceptions vs. Washington (12/13), including a 29-yd. screen pass for a score to Tshimanga Biakabutuka, before completing 15 of 25 passes for 193 yds. and two touchdowns vs. St. Louis (12/20), including a 3-yd. touchdown to Muhammad and season-long 68-yd. scoring throw to Luther Broughton.

1997: Beuerlein was a significant contributor to the Panthers, starting three games and appearing in relief four times, including appearances in three of the last four weeks of the season. His 58.2% completion rate was his highest mark since 1993 and his 109.9 fourth-quarter passer rating ranked third in the NFL. With Kerry Collins' preseason injury sidelining him for the first two games of the season Beuerlein started the season opener vs. Washington (8/31) and completed 12 of 26 passes for 108 yds. with a touchdown and an interception. He rebounded the following week at Atlanta (9/7), completing 21 of 35 passes, including 11 of 15 passes for 156 yds. in the fourth quarter in a 9-6 come-from-behind win. When Collins returned to the lineup Beuerlein remained on the sideline in games at San Diego (9/14) and vs. Kansas City (9/21), before a highly-efficient outing in relief duty vs. San Francisco (9/29), completing nine of 11 passes (81.8%) for 94 yds. and two touchdowns. He completed 19 of 35 passes for 227 yds. and two touchdowns in a return to the starting lineup at Minnesota (10/12), tossing scoring passes of 16 yds. to Walls and 5 yds. to Rae Carruth. Beuerlein remained on the sideline for contests at New Orleans (10/19), vs. Atlanta (10/26), vs. Oakland (11/2), at Denver (11/9), at San Francisco (11/16) and at St. Louis (11/23), before replacing an injured Collins in the second quarter vs. New Orleans (11/30). Against the Saints he completed 17 of 27 passes for 168 yds. and an interception, suffered on a half-ending "Hail Mary" pass. At Dallas (12/8) Beuerlein entered the contest for one third-quarter series and completed one of two attempts for 38 yards. He did not play vs. Green Bay (12/14) before a valiant effort vs. St. Louis (12/20) when he entered the game in the fourth quarter and completed 10 of 17 passes for 129 yds. and a touchdown in a failed comeback attempt.

1996: Beuerlein played an invaluable role for the Panthers in 1996, winning three of his four starts in relief of Kerry Collins, among his eight total appearances after signing as an unrestricted free agent April 10. His 93.5 quarterback rating was the highest single-season mark of his career while his interception percentage (1.6) was his second-lowest. After not playing vs. Atlanta (9/1) and seeing spot action at New Orleans (9/8) Beuerlein had a stellar day in a starting role against San Francisco (9/22), completing 22 of 31 passes (71.0) for 290 yds. and two touchdowns with one interception, en route to a single-game quarterback rating of 108.3. He led the Panthers to scores on each of the team's first three possessions, including a game-opening touchdown drive that was the first such allowed by the 49ers defense in 28 consecutive games. Beuerlein completed 17 of 20 passes in the first half, including 11 completions in a row. Directing the Panthers to a season-high 389 yds. of total offense, he was awarded honors as the Miller Lite NFL Player of the Week. At Jacksonville (9/29) Beuerlein lost 24-14 to his former team and completed 15 of 30 passes for 219 yds. and a touchdown before leaving the game in the fourth quarter with a calf cramp. He did not play at Minnesota (10/6); appeared in the final series to run out the clock vs. St. Louis (10/13) and did not play vs. New Orleans (10/20) or at Philadelphia (10/27). Beuerlein relieved an injured Collins in the third quarter at Atlanta (11/3) and completed seven of 15 passes for 69 yds. and a touchdown in addition to a run of 12 yds. in a 20-17 loss. He filled in briefly for Collins vs. the Giants

(11/10), handing off to Johnson for the team's second touchdown and completing his only pass attempt for six yards. Starting the following week at St. Louis (11/17) Beuerlein finished with 130 yds. on 13 of 28 passing with a touchdown and an interception. In a decisive second-half effort, he directed the Panthers to scores on three of their first four drives, completing nine of 14 passes for 82 yds. and a touchdown, and helped the Panthers rebound from a 10-3 halftime deficit to win 20-10. At Houston (11/24) he started for the second straight week and connected on 11 of 18 passes for 165 yds. with three touchdowns. His performance included touchdown passes of 30 and 12 yds. to Willie Green and a 40 yd. toss to Walls in his final on-field action of the season. Beuerlein was a reserve but did not play in the Panthers' last six games of the season, including playoff contests vs. Dallas (1/5) and at Green Bay (1/12).

1995: Beuerlein started six of the seven games in which he played for the expansion Jacksonville Jaguars and completed 71 of 142 attempts (50.0%) for 952 yards, four touchdowns and seven interceptions. He also rushed five times for 32 yards. Versus the Panthers in the Hall of Fame Game (7/29) Beuerlein played the first quarter and completed six of nine passes for 108 yds. with an interception. He started the Jaguars' inaugural regular season game vs. Houston (9/3) and completed seven passes for 54 yds. before being replaced in the third quarter. At Cincinnati (9/10) Beuerlein threw a 71-yd. touchdown before leaving the game in the middle of the second quarter with a sprained right medial collateral ligament. His pass to running back Randy Jordan was the Jaguars' first touchdown in franchise history and their longest play of the year. Inactive at the Jets (9/17) Beuerlein was active but did not play vs. Green Bay (9/24). In the team's first win the following week at Houston (10/1) he completed eight of 18 passes for 117 yds. and an interception as a starter. He was active but did not play in the Jaguars next five games before returning in substitute action at Tampa Bay (11/19), completing nine of 12 passes for 104 yards, a touchdown and an interception. He started vs. Cincinnati (11/26) and completed 18 of 34 passes for 245 yds. with a touchdown and an interception, and also started at Denver (12/3) and completed 15 of 28 passes for 198 yards, a touchdown and an interception. Beuerlein was active but did not play vs. Indianapolis (12/10) before starting for Mark Brunell at Detroit (12/17), completing 10 of 21 passes for 136 yds. with three interceptions. He was inactive vs. Cleveland (12/24). Beuerlein was acquired by the Jaguars as the first overall pick in the 1995 Expansion Draft from the Arizona Cardinals, Feb. 15, 1995.

1994: Beuerlein started seven of the nine games he played for the Arizona Cardinals and completed 130 of 255 passes (51.0%) for 1,545 yds. with five touchdowns and nine interceptions. He started the season's first two games, at the Rams (9/4) and vs. the Giants (9/11), and completed 28 of 62 (45.2%) passes for 266 yards, a touchdown and three interceptions before being replaced by Jim McMahon in the Cardinals' third game. He returned to the starting lineup at Washington (10/16) and completed 16 of 34 passes for 194 yards, a touchdown and three interceptions in a 19-16 overtime win. Beuerlein was 18 of 31 for 213 yds. and a touchdown vs. Dallas (10/23) and 13 of 26 for 251 yds. vs. Pittsburgh (10/30), including completions of 63 and 51 yards. At Philadelphia (11/6) he completed 19 of 30 passes for 219 yds. and a touchdown before engineering a last-minute 10-9 victory at the Giants (11/13) while playing on a sprained knee in a gutsy 17 of 33 performance for 180 yards. After arthroscopic surgery on his knee kept him inactive for three weeks Beuerlein came off the bench vs. Cincinnati (12/18) with an eight of 13 passing performance and a game-sealing fourth-quarter touchdown drive. He did not play in the season finale at Atlanta (12/24).

1993: Beuerlein joined the Cardinals as an unrestricted free agent April 21 and had one of the best seasons for a Cardinals passer in team history. He completed over 60 percent of his passes eight times and over 70 percent in four games and totaled 258 completions on 418 attempts for 3,164 yds. and 18 touchdowns. His season completion percentage of 61.7 set a team mark, and he set a team record for consecutive completions, connecting on his first 14 passes at Atlanta (1/2). Beuerlein went on to connect on 27 of 33 attempts for an 81.8 percentage in the game, setting a Cardinals single-game record. He had three-touchdown-pass outings at New England (10/10), at San Francisco (10/24) and at Atlanta (1/2). Beuerlein hit on seven of nine attempts for 52 yds. vs. New Orleans (10/31) before he sprained his right knee and missed the Cardinals' next two games. At Seattle (12/19) he set career highs for completions (34), attempts (53) and passing yds. (431), and directed his team to a 30-27 overtime win.

1992: Beuerlein saw action in all 16 games for the Cowboys, as the team's holder on extra points and field goals. He played briefly in two games, completing two of five passes for 26 yds. vs. Seattle (10/11) and two for two attempts for 26 yds. at Detroit (11/8). Beuerlein played much of the second half in the Cowboys' regular-season finale vs. Chicago (12/27), completing eight of 11

passes for 99 yards. He played in all three Cowboys playoff contests, including the Super Bowl XXVII triumph over Buffalo, holding on extra points and field goals.

1991: Beuerlein re-signed with the Raiders July 8 and was traded to Dallas Aug. 25 for a fourth-round pick. He took over for an injured Troy Aikman and led the Cowboys to victories in their last five games, including the last four as a starter. Beuerlein relieved Aikman at Washington (11/24) and threw a scoring pass in a 24-21 victory for the first win of the Cowboys season-ending streak. For the year he threw for 909 yds. and five touchdowns with two interceptions on 68 of 137 passing (49.6%). In two playoff starts Beuerlein completed 16 of 31 attempts for 271 yards, a touchdown and an interception, winning 17-13 at Chicago (12/29) in the Wild Card game before losing at Detroit (1/5/92) in the NFC Divisional playoff.

1990: Beuerlein was active and practiced but did not play in any games due to a contract dispute with the Raiders. He was granted free agency Feb. 1, 1990 and re-signed with the club Sept. 3.

1989: Beuerlein played in 10 games, starting seven, and led the Raiders in passing with 108 completions on 217 attempts for 1,677 yds. and 13 touchdowns with nine interceptions. He posted season bests with 266 yds. passing on 16 of 34 attempts at the Giants (12/24).

1988: Beuerlein started eight games for the Raiders and completed 105 of 238 passes for 1,643 yds. and eight touchdowns. He had his first career reception in the season opener at San Diego (9/4) when he caught a 21-yd. pass from Marcus Allen and completed 13 of 29 attempts for 171 yards. Beuerlein posted his first career three-touchdown game at Houston (9/11) and had a 375-yd. effort on 19 of 38 passing vs. the Rams (9/18). He registered his career-long rush of 20 yds. at San Diego (11/6).

1987: A fourth-round selection (110th overall) by the Los Angeles Raiders, Beuerlein was placed on injured reserve with elbow and shoulder injuries Sept. 7.

COLLEGE: Beuerlein was a four-year starter for the Fighting Irish and held nearly every Notre Dame passing and total offense record when he graduated. Over his career, he posted school records for pass attempts (850), completions (437), passing yds. (6,527), total offense (6,459) and consecutive completions without an interception (119). He took over starting duties the fourth game of his freshman year. Beuerlein earned his bachelor's degree in American studies.

PERSONAL: Beuerlein is a graduate of Servite High School in Anaheim, Calif., where he was an All-American in football and played baseball, basketball and was a diver on the swim team. He is a single-digit handicap golfer and was featured as one of the best golfers in the NFL by *Golf Digest* in May 2000. Also in May 2000, Beuerlein testified before a United States Senate subcommittee chaired by Sen. Arlen Specter (R-Pa.) on amyotrophic lateral sclerosis (ALS)—also known as Lou Gehrig's Disease—and the impact the disease has on its victims and families. Steve acquired an unfortunate familiarity with the disease after a former high school teammate, Jeff Sherer, who was his right tackle at Servite from 1979-82, was diagnosed with the disease in 1997. An estimated 30,000 people in the United States have ALS, a fatal disorder of the nervous system. Steve and his wife, Kristen, have two sons, Taylor (12/3/96) and Jake (10/18/99), and a daughter Kailey (11/16/98). The family makes its home in Charlotte, N.C. Stephen Taylor Beuerlein was born March 7, 1965 in Hollywood, Calif. His last name is pronounced BURR-line.

BEUERLEIN'S REGULAR SEASON RECORD

Year	Club	G	S	Att.	Comp.	Pct.	PASSING				Int.	% Int.	LG	Sack/Yds.	Rtg.
							Yds.	Yds./Att.	TD	%					
1987	L.A. Raiders						INJURED RESERVE (ELBOW & SHOULDER)								
1988	L.A. Raiders	10	8	238	105	44.1	1,643	6.90	8	3.4	7	2.9	57t	26/215	66.6
1989	L.A. Raiders	10	7	217	108	49.8	1,677	7.73	13	6.0	9	4.1	67t	22/175	78.4
1990	L.A. Raiders	0	0	0	0	0.0	0	0.00	0	0.0	0	0.0	—	0/0	0.0
1991	Dallas	8	4	137	68	49.6	909	6.64	5	3.6	2	1.5	66t	6/49	77.2
1992	Dallas	16	0	18	12	66.7	152	8.44	0	0.0	1	5.6	27	0/0	69.7
1993	Phoenix	16	14	418	258	61.7	3,164	7.57	18	4.3	17	4.1	65t	29/206	82.5
1994	Arizona	9	7	255	130	51.0	1,545	6.06	5	2.0	9	3.5	63	20/129	61.6
1995	Jacksonville	7	6	142	71	50.0	952	6.70	4	2.8	7	4.9	71t	17/103	60.5
1996	Carolina	8	4	123	69	56.1	879	7.15	8	6.5	2	1.6	40	18/136	93.5
1997	Carolina	7	3	153	89	58.2	1,032	6.75	6	6.5	3	2.0	52	17/111	83.6
1998	Carolina	12	12	343	216	63.0	2,613	7.62	17	5.0	12	3.5	68t	44/251	88.2
1999	Carolina	16	16	571	343	60.1	4,436	7.77	36	6.3	15	2.6	88t	50/280	94.6
2000	Carolina	16	16	533	324	60.8	3,730	7.00	19	3.6	18	3.4	54	62/331	79.7
2001	Denver	0	0				PLACED ON INJURED RESERVE (ELBOW) AFTER THIRD GAME								
CAREER TOTALS		135	97	3,148	1,793	57.0	22,732	7.22	139	4.4	102	3.2	88t	311/1,986	80.6

Year	Club	RUSHING					SCORING					
		Att.	Yds.	Avg.	LG	TD	TD	TDr	TDp	TDrt	2pt	Pts.
1987		INJURED RESERVE										
1988	Raiders	30	35	1.2	20	0	0	0	0	0	0	0
1989	Raiders	16	39	2.4	1	0	0	0	0	0	0	0
1990	Raiders	0	0	0.0	—	0	0	0	0	0	0	0
1991	Dallas	7	-14	-2.0	-1	0	0	0	0	0	0	0
1992	Dallas	4	-7	-1.8	-1	0	0	0	0	0	0	0
1993	Phoenix	22	45	2.0	20	0	0	0	0	0	0	0
1994	Arizona	22	39	1.8	19	1	1	1	0	0	0	6
1995	Jacksonville	5	32	6.4	13	0	0	0	0	0	0	0
1996	Carolina	12	17	1.4	13	0	0	0	0	0	0	0
1997	Carolina	4	32	8.0	20	0	0	0	0	0	0	0
1998	Carolina	22	26	1.2	13	0	0	0	0	0	0	0
1999	Carolina	27	124	4.6	16	2	2	2	0	0	0	12
2000	Carolina	44	106	2.4	15	1	1	1	0	0	0	6
CAREER TOTALS		211	442	2.1	20	4	4	4	0	0	0	18

ADDITIONAL STATISTICS: Caught one pass for 21 yards in 1988.

BEUERLEIN'S POSTSEASON RECORD

Year	Club	PASSING					SCORING								
		G	S	Att.	Comp.	Pct.	Yds.	Yds./Att.	TD	% Int.	% LG	Sack/Yds.	Rtg.		
1991	Dallas	2	2	31	16	51.6	271	8.74	1	3.2	1	3.2	45	N/A	78.8
1992	Dallas	3	0	0	0	0.0	0	0.00	0	0.0	0	0.0	—	N/A	-
CAREER TOTALS		5	2	31	16	51.6	271	8.74	1	3.2	1	3.2	45	N/A	78.8

Year	Club	RUSHING					SCORING					
		Att.	Yds.	Avg.	LG	TD	TD	TDr	TDp	TDrt	2pt	Pts.
1991	Dallas	5	5	1.0	N/A	0	0	0	0	0	0	0
1992	Dallas	1	0	0.0	N/A	0	0	0	0	0	0	0
CAREER TOTALS		6	5	0.8	N/A	0	0	0	0	0	0	0

BEUERLEIN'S SINGLE-GAME HIGHS

Most pass attempts — 53 at Seattle, 12/19/93. **Most pass completions** — 34 at Seattle, 12/19/93. **Most yards passing** — 431 at Seattle, 12/19/93. **Most touchdown passes** — 5 vs. New Orleans, 1/2/00. **Longest pass completion** — 88, TD, at Pittsburgh, 12/26/99. **Highest completion percentage** — 81.8 (9-11), twice, most recently vs. San Francisco, 9/29/97. **Highest single-game QB rating (min. 10 comp.)** — 136.7 vs. San Francisco, 12/18/99. **Longest rush** — 20, three times, most recently vs. New Orleans, 11/30/97. **Most rushing touchdowns** — 1, four times, most recently at Minnesota, 11/19/00.

STEVE BEUERLEIN'S 300-YARD PASSING GAMES (11)

9/18/88 vs. L.A. Rams, 375 yds.; 10/24/93 at San Francisco, 334 yds.; 12/19/93 at Seattle, 431 yds.; 10/3/99 at Washington, 334 yds.; 10/17/99 at San Francisco, 300 yds.; 12/12/99 at Green Bay, 373 yds.; 12/18/99 vs. San Francisco, 368 yds.; 1/2/00 vs. New Orleans, 322 yds.; 9/10/00 at San Francisco, 364 yds.; 10/8/00 vs. Seattle, 332 yds.; 10/22/00 vs. San Francisco, 309 yds.



BLAKE BROCKERMEYER  TACKLE

6-4 • 300 • 8TH YR. • TEXAS

BORN: April 11, 1973 in Fort Worth, Texas
HIGH SCHOOL: Arlington Heights High School, Arlington Heights, Texas
RESIDES: Fort Worth, Texas
ACQUIRED: Free Agent, 2002
PRO YEAR: 8th • **YEAR WITH BRONCOS:** 1st
NFL GAMES PLAYED/STARTED: 104/100 • **POSTSEASON:** 3/3

Blake Brockermeyer's addition to the Broncos' offensive line adds a great deal of competition at the tackle position. He was signed June 11, 2002, and is healthy and ready to compete at training camp after offseason surgeries on his right shoulder and left knee. Brockermeyer has played in 104 games (100 starts) and three post-season contests (all starts) for Carolina (1995-98) and Chicago (1999-2001) since entering the NFL as a first-round draft choice (29th overall) of the expansion Carolina Panthers in 1995. He became an unrestricted free agent in 1999 and signed with Chicago Feb. 27, 1999. He was waived by the Bears (failed physical) April 5, 2002.

2001: Brockermeyer started all 16 regular season games for Chicago and the club's one post-season game, vs. Phila. He helped lead the Bears' resurgence that resulted in the club returning to the playoffs for the first time since 1994 and winning its first divisional title since 1990.

2000: Brockermeyer played in 15 games (14 starts) for the Bears. He missed the Sept. 24 contest against Detroit after developing cellulitis of his upper right arm during the week leading up to the game. He returned to action Oct. 1 against Green Bay in the second quarter and then started the final 11 games of the season.

1999: Brockermeyer started all 15 games in which he played for the Bears. He missed the Oakland game (9/26) because of a migraine. Brockermeyer signed with Chicago as an unrestricted free agent Feb. 27.

1998: Brockermeyer started at left tackle in all 14 games in which he played in his final season with Carolina. He missed the Tampa Bay game (10/18) and the New York Jets game (11/29) with a knee injury.

1997: Brockermeyer played in all 16 games (13 starts) for the Panthers and helped the offense register over 300 yards of offense in each of the final 13 games that season.

1996: Brockermeyer started all 12 games in which he played with the Panthers, and also started both postseason contests for Carolina. A fractured thumb on Nov. 24 against Houston brought his 28-game starting streak to an end the next week as he was inactive vs. Tampa Bay (12/1).

1995: Brockermeyer started all 16 games as a rookie for the expansion Carolina Panthers. He was one of just nine Panthers to start every game during the club's inaugural season. Brockermeyer was a member of an offensive line that helped rookie quarterback Kerry Collins become the first quarterback since Dan Marino in 1983 to end his rookie campaign with a winning record. He was a first round pick (29th overall) by the Panthers in 1995.

COLLEGE: Brockermeyer was voted to the all-century team for the University of Texas Longhorns. After redshirting as a freshman, he started every game for the rest of his career, earning All-America honors each year. Brockermeyer was a consensus All-American as a junior before declaring himself eligible for the NFL Draft, after earning first-team All-America honors as a red-shirt freshman and sophomore at right tackle. He was a speech major at Texas.

PERSONAL: Brockermeyer was a two-time all-district first-team selection at Arlington Heights (Texas) High School and a consensus all-state first-team selection. He was voted the state's top offensive lineman and the nation's #21 choice by *SuperPrep* magazine. Blake founded the Blake W. Brockermeyer Foundation which operates in Chicago and Fort Worth, Texas, adopting charities that tackle pediatric disease, provide outreach services to at-risk youth or promote public education and awareness. He also established "Blake's Buddies," a program in which children from selected charities had the opportunity to watch Bears home games at Soldier Field. He and his wife, Kristy, have two sons, Jack and Luke. Blake Weeks Brockermeyer was born April 11, 1973, in Fort Worth, Texas.

BROCKERMEYER'S REGULAR SEASON RECORD

Year	Club	G	S
1995	Carolina	16	16
1996	Carolina	12	12
1997	Carolina	16	13
1998	Carolina	14	14
1999	Chicago	15	15
2000	Chicago	15	14
2001	Chicago	16	16
CAREER TOTALS		104	100

BROCKERMEYER'S POSTSEASON RECORD

Year	Club	G	S
1996	Carolina	2	2
2001	Chicago	1	1
CAREER TOTALS		3	3

BARRETT BROOKS  TACKLE

6-4 • 320 • 7TH YR. • KANSAS STATE

BORN: May 5, 1972 in St. Louis, Mo.
HIGH SCHOOL: McCluer High School, Florissant, Mo.
RESIDES: Voorhees, N.J.
ACQUIRED: Free Agent, 2002
PRO YEAR: 7th • **YEAR WITH BRONCOS:** 1st
NFL GAMES PLAYED/STARTED: 95/62 • **POSTSEASON:** 4/4



Barrett Brooks signed with Denver as a free agent this offseason after being out of football in 2001. He is in his seventh NFL season, having spent the 1999-2000 seasons with Detroit and the 1995-98 seasons with Philadelphia, who drafted him in the second round (58th overall) in 1995. Brooks has played in 95 career games and started 62, including a streak of 88 consecutive games to begin his career (1995-2000).

2001: Brooks signed with Cleveland July 30 and went through training camp with the Browns, but was waived in the final cutdown, Sept. 2. He spent the season out of football.

2000: Brooks played in 15 games (four starts) for Detroit, missing the Miami game on Nov. 5. He started against the Giants (11/19), N.E. (11/23), Minn. (11/30) and G.B. (12/10).

1999: Brooks signed with Detroit as an unrestricted free agent April 12, 1999 and started 12 of the 16 games he played at right tackle for the Lions and in Detroit's lone playoff contest, a 27-13 loss at Washington. This marked the fifth straight season in which he played in all 16 games.

1998: Brooks played in all 16 games for Philadelphia with one start (vs. G.B., 11/29). He saw significant playing time in three other games, but otherwise was used primarily on special teams.

1997: Brooks played in all 16 games with the Eagles, playing at right tackle. He began the season on the left side, before giving way to Jermane Mayberry, but inherited the starting right tackle spot in Week Two. He sat out the regular season finale at Washington (12/21) with a sore right ankle.

1996: Brooks started 15 of the 16 games he played in for Philly, not starting on Dec. 15 at the Jets. He returned to the starting lineup vs. Arizona (12/22) and held 1996 NFL Defensive Rookie of the Year Simeon Rice without a sack. Brooks also started in the team's Wild Card Game loss at San Francisco, 14-6.

1995: Brooks started all 16 games and both postseason contests for the Eagles. He assumed the starter's role after incumbent Bernard Williams was suspended by the NFL for the first six weeks of the season. Brooks was drafted in the second round (58th overall) by Philadelphia.

COLLEGE: Brooks was a three-year starter at left tackle at Kansas State (1992-94), and earned first-team All-Big 8 honors as a senior. His club led the Big 8 in passing offense in 1994, and he helped clear paths for the school's all-time leading rusher, J.J. Smith while protecting the blindside of All-America quarterback Chad May.

PERSONAL: A native of St. Louis, Mo., Brooks was an honorable mention all-state selection at McCluer High School in Florissant, Mo., where he also lettered in basketball. He and his wife, Sonji, have two sons, Romel (9/5/91) and Daveed (8/13/97). Brooks was born May 5, 1972 in St. Louis.

BROOKS' REGULAR SEASON RECORD

Year	Club	G	S
1995	Philadelphia	16	16
1996	Philadelphia	16	15
1997	Philadelphia	16	14
1998	Philadelphia	16	1
1999	Philadelphia	16	12
2000	Detroit	15	4
2001	OUT OF FOOTBALL		
CAREER TOTALS		95	62

BROOKS' POSTSEASON RECORD

Year	Club	G	S
1995	Philadelphia	2	2
1996	Philadelphia	1	1
1999	Detroit	1	1
CAREER TOTALS		4	4



CYRON BROWN DEF. TACKLE

6-5 • 275 • 3RD YR. • WESTERN ILLINOIS

BORN: June 28, 1975 in Chicago, Ill.
HIGH SCHOOL: Lane Tech, Chicago, Ill.
RESIDES: Parker, Colo.
ACQUIRED: Rookie Free Agent, 1998
PRO YEAR: 3rd • **YEAR WITH BRONCOS:** 3rd
NFL GAMES PLAYED/STARTED: 11/0

73

Cyron Brown seeks to secure a roster spot after spending last season on the Broncos' practice squad. He made great strides during his first two seasons after making the Broncos roster as an undrafted free agent out of Western Illinois in 1998. He then sat out the 2000 season while serving a league suspension, and was reinstated June 10, 2001. Brown has played in 11 career games and posted 10 tackles (5 solo).

2001: Brown was reinstated by the NFL June 10 and went through training camp with the Broncos. He was waived in the final cutdown Sept. 2 and re-signed to the practice squad Sept. 3.

2000: Brown spent the season on the reserve/suspended list.

1999: Brown saw action in the first seven games of the season, making 10 tackles (5 solo), while also excelling on special teams. He was suspended for Weeks 8-11 under the terms of the

National Football League's substance-abuse policy, and was inactive for the season's final five games after returning from the suspension.

1998: Brown played in four games (vs. Dal., 9/13; at Oak., 9/20; at Miami, 12/21 and vs. Sea., 12/27) as a rookie, both on defense and special teams, and was inactive for the other 12. His appearance as a reserve defensive end vs. Dallas was the first of his NFL career. He saw his next action the following week at Oakland (9/20), and did not play again until Dec. 21 at Miami. Brown was declared inactive for all three postseason games. In the preseason Brown played in all four games and posted six tackles (4 solo), including one sack (-5), to go along with one pass defended, to win a roster spot as an undrafted free agent.

COLLEGE: Brown played just one season at Western Illinois (1997) after transferring from Illinois, but had a memorable year, finishing second on the team with 107 tackles (52 solo), including no fewer than six in every game. He played in 12 of the Leathernecks' 13 games and recorded 14 sacks, 39 tackles for loss (-183), seven pass breakups, two fumble recoveries, two forced fumbles and a blocked punt that was recovered for a touchdown. Brown, who had a sack in every game but one, recorded 28% of his tackles behind the line of scrimmage, and had a career-high three sacks in his collegiate finale vs. Div I-AA runner-up McNeese State (12/6) in a second-round playoff game. He was a Buck Buchanan Award Candidate. At Illinois (1993-96), Brown redshirted in 1993, then went on to record 61 stops (39 solo)—including six tackles for loss and four sacks—as a defensive lineman and linebacker during his Fighting Illini career. He was named the Bresee Award winner in 1994 for being the most improved defensive player during spring practice.

PERSONAL: A native of Chicago, Ill., Brown was all-state and team MVP in football, as well as all-city in basketball, at Lane Tech. He has a 6-year-old son, Darius DeAndre. Cyron DeAndre Brown was born June 28, 1975 in Chicago. He is single and makes his home in Parker, Colo.

BROWN'S REGULAR SEASON RECORD

Year	Club	G	S	UT	A	TT	S-Yds.	I-Yds.	PD	FF	FR	TD-Int.	TD-FR	S	Pts.	
1998	Denver	4	0	0	0	0	0-0	0-0	0	0	0	0	0	0	0	
1999	Denver	7	0	5	5	10	0-0	0-0	0	0	0	0	0	0	0	
2000	SUSPENDED															
2001	Denver	PRACTICE SQUAD														
CAREER TOTALS		11	0	5	5	10	0-0	0-0	0	0	0	0	0	0	0	



KEITH BURNS LINEBACKER

6-2 • 235 • 9TH YR. • OKLAHOMA STATE

BORN: May 16, 1972 in Greelyville, S.C.
HIGH SCHOOL: T.C. Williams High School, Alexandria, Va.
RESIDES: Englewood, Colo.
ACQUIRED: Free Agent, 2000 / Draft #7a (210th overall), 1994
PRO YEAR: 9th • **YEAR WITH BRONCOS:** 8th
NFL GAMES PLAYED/STARTED: 119/1 • **POSTSEASON:** 9/0

55

Keith Burns established himself as one of the Broncos' unsung heroes during his first tenure with the club (1994-98), and has lived up to that since his return three games into the 2000 season. Re-signed Sept. 19, 2000, Burns brought an immediate spark to Denver's special teams and made it one of the league's best units over the final 13 weeks of the season. One of the most liked players in the locker room, Burns has also become a more integral part of the defensive system and has been a major part of Denver's goal-line defense. He signed with Chicago as an unrestricted free agent in 1999 and spent one season with the club before his return to Denver. Burns has played in 119 regular season games (one start), compiling 68 tackles (44 solo), including 1.5 sacks (-9), to go along with one interception (15 yds.), three passes defended, one forced fumble, 146 special teams tackles and six kickoff returns for 59 yds. (9.8) with a long of 18. He led the Broncos in special teams tackles in 1996 (16), 1998 (19) and 2000 (24) and tied for the team lead in 1995 (16) and 2001 (21). Burns' post-season résumé includes nine games played, nine special teams tackles, one special teams fumble recovery and two kickoff returns for 30 yds. (15.0). Burns was drafted by the Broncos in the seventh round in 1994 (210th overall).

2001: Burns played in all 16 games, making three tackles on defense (2 solo) and tying for the team lead with 21 tackles on special teams (with George Coghill), as well as a forced fumble and two recoveries. At Mia. (12/2) Burns saw his first action at linebacker since Ariz. (9/23), making one tackle, while posting three tackles on special teams. He was named special teams captain for the second half of the season. Burns added to his special teams statistics vs. Wash. (11/18) by recovering a fumble that led to the only Denver touchdown of the day. He posted three special teams tackles vs. S.D. (11/11) and one fumble recovery to set up a Jason Elam field goal. Burns

saw action in a reserve role on defense in the first two games of the season (vs. NYG, 9/10 and at Ariz., 9/23), and posted his first two tackles (1 solo) in the latter contest. He played only on special teams in Games 3-11 and 13-16.

2000: Burns re-signed with the Broncos Sept. 19 and played in all 13 remaining games, posting two tackles (1 solo) and one pass defensed. Despite missing the first three games he led the team with a career-high 24 special teams tackles—including a team-high four at N.O. (12/3) and vs. Cleve. (10/15)—and had three forced fumbles and one fumble recovery on special teams. Burns was outstanding on special teams vs. Sea. (12/10), posting two tackles, his third forced fumble and his first fumble recovery of the season. He knocked the ball from the hands of Seahawks kick returner Charlie Rogers in the third qtr. after a Denver touchdown and pounced on the ball to set up a field goal that gave the Broncos a 24-3 lead. He forced his second fumble at N.O. (12/3). Burns saw his first action vs. K.C. (9/24) and posted two special teams tackles. He added one more vs. N.E. (10/1) and two the following week at S.D. (10/8). In the latter contest he saw his only defensive action of the season and posted two stops (1 solo) and a pass defensed. Burns made one tackle on special teams in Denver's AFC Wild Card Playoff Game at Balt. (12/31). Burns played in all four preseason games with Chicago and posted 21 tackles (12 solo) and one forced fumble, while also contributing four special teams tackles. He led the Bears in tackles in the first and last games of the preseason with 12 (6 solo) at the Giants and eight (6 solo) vs. Tennessee, but was waived in the final cutdown by the Bears.

1999: Burns signed with Chicago as an unrestricted free agent April 6 and played in 15 games with the Bears. He ranked second on the club with a then-career-high 22 special teams tackles. Defensively he added seven more stops and grabbed his first career interception (at Wash., 10/31), which he returned 15 yds. Burns posted a special teams tackle in his first game with Chicago (vs. K.C., 9/12) and replaced an injured Sean Harris at middle linebacker in the second half at Min. (10/10). He had a season-high four tackles (2 solo) at S.D. (11/21).

1998: Burns played in all 16 games for the Broncos, seeing action on defense and special teams. He posted eight defensive tackles (6 solo) with one pass defensed, while adding a team-leading 19 tackles on special teams, including a season-high five vs. Philadelphia (10/4). His pass defensed at Washington (9/27) was the first of his NFL career. Burns left the San Diego game (11/29) in the 1st qtr. with a left thigh bruise, and did not return. Burns saw action at linebacker and on special teams in all three postseason games, making a team-leading five tackles (3 vs. Jets) on special teams and recovering a fumble. The recovery came in the 3rd qtr. of the AFC Championship Game vs. the Jets (1/17), on the kickoff that followed the Broncos' first touchdown of the day, giving Denver possession at the Jets' 31-yd. line, trailing 10-7. The possession led to a Jason Elam field goal and a 10-10 tie, en route to a 23-10 victory. Burns added a special teams tackle in Super Bowl XXXIII vs. Atlanta (1/31).

1997: Burns played in all 16 games and contributed on defense and special teams. He recorded three tackles on defense (2 solo), added 10 more on special teams and returned three kickoffs for 37 yards (12.3). He returned one kickoff for eight yards at Seattle (9/7) and also had one assisted tackle at Atlanta (9/28) and two solo tackles at San Diego (11/30). In the postseason Burns saw action at linebacker and on special teams in all four games, posting two special teams tackles and returning one kickoff for 16 yards in the Super Bowl. In Super Bowl XXXII vs. Green Bay Burns saw action at linebacker and also contributed one tackle and a 16-yard kickoff return on special teams. He also had a special teams stop in the AFC Championship Game at Pittsburgh on Jan. 11.

1996: Burns played in all 16 regular season games, primarily on special teams, but also as a backup at middle linebacker, making five tackles (two solo). He also made 16 special teams tackles, according to unofficial press box statistics, to tie for the team lead. Against Seattle (12/1) Burns was in on 11 defensive plays and made two tackles (1 solo), while also contributing one tackle on special teams. He was also involved in the goal-line stand that helped clinch the Broncos' 17-12 victory over Chicago (11/10). In Denver's AFC Divisional Playoff Game vs. Jacksonville (1/4/97) Burns made one special teams tackle and returned one kickoff for 14 yards. He had off-season surgery on his right shoulder Jan. 15, 1997.

1995: Burns saw action in all 16 games in his second year, playing both at linebacker and on special teams. He made 22 tackles (14 solo)—including 1.5 sacks—and forced a fumble on defense, in addition to leading the team with 16 special teams tackles. He also had two fumble recoveries on special teams. Burns recorded his first career sack against Washington (9/17), dropping Redskins quarterback Gus Frerotte for an eight-yard loss in the fourth quarter. His season high in tackles came at Seattle (10/1) when he recorded six (5 solo) and added one on special teams. Against Oakland (10/16), Burns saw his most extensive action of the season after Dave Wyman was ejected in the first quarter following a personal foul. He responded with four tackles (3 solo) and a forced fumble as the Broncos went on to shut out the Raiders 27-0. Burns recovered fumbles on special teams in back-to-back games, versus San Diego (11/19) and at Houston (11/26).

1994: Burns played in 11 of the Broncos' 16 games during his rookie season, including one start on opening day against San Diego (9/4). He immediately made his presence felt by recording nine tackles (8 solo), second-best on the team, in his first NFL game in place of the injured Dave Wyman. His next-best numbers came two weeks later against the Raiders (9/18) when he notched five stops (4 solo). Burns saw time primarily on special teams throughout the rest of his rookie season, finishing the year with 18 tackles (14 solo).

COLLEGE: Burns recorded 233 tackles (182 solo), six sacks, one interception, five fumble recoveries and three forced fumbles during his two years at Oklahoma State. He earned second-team All-America and first-team All-Big Eight honors from Football News, as well as Playboy All-America honors as a senior in 1993. He played both at strongside outside linebacker and middle linebacker during the season, leading the Cowboys with 107 tackles (80 solo) and adding one sack, three fumble recoveries and three pass deflections. Burns, who also earned first-team All-Big Eight kudos and Big Eight Defensive Newcomer of the Year honors as a junior transfer in 1992, closed out his collegiate career with an appearance in the East-West Shrine Game. He played his first two collegiate seasons at Navarro (Texas) Junior College where he earned first-team JUCO All-America honors in 1991, recording 192 tackles (102 solo), six sacks, three interceptions, six pass deflections, four forced fumbles and three fumble recoveries.

PERSONAL: Keith and his wife, Michelle, have two daughters, Danielle and Rachel, and a son, Keith, and make their home in Englewood, Colo. A native of Greelyville, S.C., Burns earned three letters in football, two in basketball and one in baseball at T.C. Williams High School in Alexandria, Va., where he was also a two-time all-district selection in basketball. He has his associate of arts degree from Navarro Junior College and was a sociology major at Oklahoma State. Keith enjoys bowling in his spare time. Keith Bernard Burns was born May 16, 1972 in Greelyville, S.C.

BURNS' REGULAR SEASON RECORD

Year	Club	G	S	UT	A	TT	S-Yds.	I-Yds.	PD	FR	FF	TD-Int.	TD-FR	S	Pts.
1994	Denver	11	1	14	4	18	0-0	0-0	0	0	0	0	0	0	0
1995	Denver	16	0	14	8	22	1.5-9	0-0	0	1	0	0	0	0	0
1996	Denver	16	0	2	3	5	0-0	0-0	0	0	0	0	0	0	0
1997	Denver	16	0	2	1	3	0-0	0-0	0	0	0	0	0	0	0
1998	Denver	16	0	6	2	8	0-0	0-0	1	0	0	0	0	0	0
1999	Chicago	15	0	3	4	7	0-0	1-15	1	0	0	0	0	0	0
2000	Denver	13	0	1	1	2	0-0	0-0	1	0	0	0	0	0	0
2001	Denver	16	0	2	1	3	0-0	0-0	0	0	0	0	0	0	0
CAREER TOTALS		119	1	44	24	68	1.5-9	1-15	3	1	0	0	0	0	0

ADDITIONAL STATISTICS: Forced one fumble and recovered two on special teams, 2001. Forced three fumbles and recovered one on special teams, 2000. Recovered a fumble on special teams, 1999. Returned two kickoffs for 17 yds. (8.5) with a long of 17, 1998. Returned three kickoffs for 37 yards (12.3) with a long of 18, 1997. Returned one kickoff for five yards, 1995. Total: 6-59 (9.8), with a long of 18. Special teams tackles — 1994 (18), 1995 (16), 1996 (16), 1997 (10), 1998 (19), 1999 (22), 2000 (24), 2001 (21), TOTAL (146).

BURNS' POSTSEASON RECORD

Year	Club	G	S	UT	A	TT	S-Yds.	I-Yds.	PD	FR	FF	TD-Int.	TD-FR	S	Pts.
1996	Denver	1	0	0	0	0	0-0	0-0	0	0	0	0	0	0	0
1997	Denver	4	0	0	0	0	0-0	0-0	0	0	0	0	0	0	0
1998	Denver	3	0	0	0	0	0-0	0-0	0	0	0	0	0	0	0
2000	Denver	1	0	0	0	0	0-0	0-0	0	0	0	0	0	0	0
CAREER TOTALS		9	0	0	0	0	0-0	0-0	0	0	0	0	0	0	0

ADDITIONAL STATISTICS: Recovered a fumble on special teams, 1998. Returned one kickoff for 16 yards, 1997. Returned one kickoff for 14 yards, 1996. Total — Kickoff Returns: 2-30 (15.0); Special Teams Tackles: 1996 (1), 1997 (2), 1998 (5), 2000 (1), TOTAL (9).



COOPER CARLISLE  **TACKLE**

6-5 • 295 • 3RD YR. • FLORIDA

BORN: August 11, 1977 in Greenville, Miss.
HIGH SCHOOL: McComb High School, McComb, Miss.
RESIDES: McComb, Miss.
ACQUIRED: Draft #4b (112th overall), 2000
PRO YEAR: 3rd • **YEAR WITH BRONCOS:** 3rd
NFL GAMES PLAYED/STARTED: 30/0 • **POSTSEASON:** 1/0

65

Cooper Carlisle enters his third season with the Broncos looking to parlay all that he has learned and experienced in his first two seasons into a more significant role in 2002. Strong and talented, Carlisle has played in 30 games for the club, primarily on special teams, but also in a limited manner on the offensive line. He joined the Broncos as the club's second of two fourth round picks (112th overall) in the 2000 NFL Draft.

2001: Carlisle played on special teams in all 16 games. His only action on the offensive line came vs. Sea. (12/9), replacing an injured Matt Lepsis at right tackle for several plays in the 3rd qtr.

2000: Carlisle played in each of the final 14 games, primarily on special teams. He saw his first action on offense in the 4th qtr. at Cin. (10/22) when he replaced an injured Tony Jones at left tackle. Carlisle's first NFL action came on special teams at Oak. (9/17) after being declared inactive for the first two games. Carlisle saw action on special teams in the AFC Wild Card Game at Balt. (12/31).

COLLEGE: Carlisle played in 48 games and started 32 in his four-year career at Florida, making starts at four different positions: left guard, right guard, left tackle and right tackle. A four-year Southeastern Conference Academic Honor Roll selection, he was named All-America and All-SEC as a senior in 1999 when he started all 13 games as a team tri-captain. He was also a co-recipient of the team's Leadership Award. As a junior Carlisle was co-recipient of the Gators' Most Consistent Award and received the James Kyne Award as Florida's offensive lineman iron-man, playing in 12 games and starting nine. He received the Dr. Lombardi GPA Award during the spring before his sophomore season (1997) and went to play in all 12 games with four starts at left tackle. Carlisle played in all 11 games and started six at left tackle as a redshirt freshman and was co-recipient of the offensive squad's Most Improved Freshman award during the spring. He was redshirted in 1995. Carlisle was a business/finance major at Florida.

PERSONAL: Carlisle was a *Blue Chip Illustrated* All-America selection, adding *USA Today* honorable mention and first-team all-state honors as a three-year starter at McComb (Miss.) High School. He was rated one of the nation's top 15 offensive linemen by *Blue Chip Illustrated*, and was chosen to play in the Mississippi-Alabama all-star game. Cooper's hobbies include hunting and fishing. His brother, Will, played on the offensive line at Tulane, and his uncle, Duke Carlisle, was a quarterback at Texas who went on to play in the NFL. Cooper Morrison Carlisle was born Aug. 11, 1977 in Greenville, Miss. He makes his home in McComb, Miss.

CARLISLE'S REGULAR SEASON RECORD

Year	Club	G	S
2000	Denver	14	0
2001	Denver	16	0
CAREER TOTALS		30	0

CARLISLE'S POSTSEASON RECORD

Year	Club	G	S
2000	Denver	1	0



DWAYNE CARSWELL  **TIGHT END**

6-3 • 260 • 9TH YR. • LIBERTY

BORN: January 18, 1972 in Jacksonville, Fla.
HIGH SCHOOL: University Christian High School, Jacksonville, Fla.
RESIDES: Aurora, Colo.
ACQUIRED: Rookie Free Agent, 1994
PRO YEAR: 9th • **YEAR WITH BRONCOS:** 9th
NFL GAMES PLAYED/STARTED: 109/50 • **POSTSEASON:** 9/2

89

Dwayne Carswell's career took a major step in a positive direction in 2001 as he was selected to play in the Pro Bowl for the first time in his career after having been voted in as an alternate. He enters his ninth season with the Broncos having started the last 43 games in a row at tight end for the club. Carswell joins Shannon Sharpe as the senior members of a talented group of tight ends who combine to make it one of the strongest units on the team. Carswell's Pro Bowl season in 2001 came a year after a breakthrough season in which he more than doubled his previous career bests with 49 receptions for 495 yards and three touchdowns. He had previously distinguished himself as one of the Broncos' top special teams players, being chosen captain of that unit in 1997. Carswell has played in 109 career games (50 starts), catching 141 passes for 1,264 yards (9.0) with a long of 43 yards and 10 touchdowns, while making 29 special teams tackles. He has also played in nine postseason games (one start) and caught seven passes for 63 yards (9.0) with a long of 26 and made two special teams tackles. Carswell has played in every game for the Broncos since 1996, competing in 96 consecutive games entering the 2002 season. He began his career with the Broncos in 1994 as a rookie free agent from Liberty University.

2001: Carswell—selected to play in the Pro Bowl for the first time—started all 16 games, catching 34 passes for 299 yds. (8.8) with a long of 25 and a career-high four touchdowns. He tied his

career single-game best for receptions at K.C. (12/16), with six for 62 yds., matching his effort at Detroit on Christmas Day, 1999. Carswell caught his fourth touchdown of the season at Dal. (11/22) on a 4-yd. pass from Brian Griese, to eclipse his previous single-season record. His third touchdown came vs. S.D. (11/11) on a 3-yd. reception from Griese. At Oak (11/5) he caught three balls for a season-high 46 yds. (15.3) with a long of 19. Carswell caught his second touchdown of the season vs. N.E. (10/28) on a 6-yd. pass from Griese in the 3rd qtr. to put Denver ahead 24-20 in an eventual 31-20 win. He caught a season-high four passes for 40 yds. at Sea. (10/14). Carswell's first touchdown of the season came vs. Bal. (9/30) on a 3-yd. toss from Griese. At Ariz. (9/23) he caught two balls for 33 yds. (16.5), with a long of 25, after catching one pass for 25 yds. in the season opener vs. the Giants (9/10).

2000: Carswell started all 16 games at tight end and set career highs in every receiving category by ranking third on the team with 49 receptions for 495 yds. (10.1) and three touchdowns, with a long of 43. He eclipsed his previous career highs for receptions and yds. (24/201, 1999) by Week 8 and his standard for TDs by Game 13. Carswell posted his career-best third touchdown of the season on the longest reception of his career, a 43-yarder from Gus Frerotte at N.O. (12/3). His second came on a 5-yd. pass from Frerotte vs. S.D. (11/19). Carswell's 35-yd. reception at Cin. (10/22) was the longest of his career at the time, en route to a career-high 68 yds. on four receptions. His touchdown came on a 14-yd. pass from Brian Griese at S.D. (10/8), among his three catches for 29 yds. (9.7). Carswell posted a season high five receptions vs. Atl. (9/10) for a then career-high 54 yds. (10.8), and matched the receptions figure with five for 30 yds. (6.0) vs. Cleve. (10/15). He tied his season high again with five receptions for 50 yds. (10.0) vs. Oak. (11/13). Carswell started at tight end in the AFC Wild Card Game at Balt. (12/31) and caught two passes for 8 yds. (4.0), with a long of 6.

1999: Carswell played in all 16 games and started the last 11, catching 24 passes for 201 yds. (8.4) and two touchdowns, with a long of 20, while also contributing on special teams. He set a new career high with six receptions at Detroit (12/25), for 35 yds., and scored his second touchdown of the season on a 9-yd. pass from Brian Griese in the 4th qtr. Carswell twice caught three passes for 31 yds. (at New England, 10/24 and vs. Minnesota, 10/31), and caught three for 22 at Jax. (12/13). His first touchdown of the season came on a 9-yd. reception from Griese in the 4th qtr. vs. Seattle (12/19). Carswell took over the starting tight end position after Shannon Sharpe went down in Week 5 at Oakland (10/10) with a broken clavicle, and shared playing time with Byron Chamberlain.

1998: Carswell played in all 16 games as the second tight end and caught four passes for 51 yds. (12.8) with a long of 15, as well as on special teams, where he made 10 tackles and forced a fumble (at K.C., 11/16). He started at Seattle (10/11) when the Broncos opened in a two-tight end alignment. Carswell saw action as the second tight end and on special teams in all three post-season games and caught one pass for 7 yds., while making one special teams tackle. The pass reception came in the AFC Championship Game vs. the Jets (1/17/99), while the special teams tackle came in the AFC Divisional Playoff Game vs. Miami (1/9).

1997: Carswell contributed in a reserve role at tight end and on special teams in all 16 games, and made two starts as Denver opened the game in a two-tight end set at Buffalo (10/26) and Kansas City (11/16). For the year he recorded 12 receptions for 96 yards (8.0), and scored his first career touchdown on a career-best 24-yard reception from John Elway vs. St. Louis (9/14). In that game Carswell tied his career high for receptions (4), and set a new career high for receiving yards (47). He also injured tissue on the top of his left foot during the St. Louis game and was held out of practice the following week, but did not miss a game. Carswell made 12 special teams tackles on the season, and recovered a fumble on a kickoff at Buffalo (10/26). He was named the Broncos' special teams captain at midseason, joining offensive captains John Elway and Terrell Davis and defensive captains Steve Atwater and Bill Romanowski. In the postseason Carswell saw action at tight end in all four postseason games and caught two passes for 30 yards (15.0) with a long of 26, while also contributing one tackle on special teams. In Denver's 31-24 victory in Super Bowl XXXII vs. Green Bay (1/25/98) Carswell caught one pass for four yards, and also contributed on special teams. His other postseason grab, a 26-yarder, came in Denver's 14-10 AFC Divisional Playoff win at Kansas City (1/4/98).

1996: Carswell saw action in all 16 regular season games and started one at tight end in place of Shannon Sharpe (at San Diego, 12/22). Most of his action during the regular season came on special teams and as the second tight end on offense. For the season he caught 15 passes for 85 yards, and made five special teams tackles according to unofficial press box statistics. He caught a career-high four passes (16 yards) vs. Oakland (12/15) in the Broncos' 24-19 victory, and later started at tight end in place of Shannon Sharpe (ankle) at San Diego (12/22) in Denver's regular season finale and caught three passes for 24 yards. Carswell started as the second tight end for

Denver against the Chargers on Oct. 6, as the Broncos opened the game in a two-tight end set. He caught a three-yard pass and made one special teams tackle. He also saw plenty of action at tight end in Denver's regular season opener against the Jets, as Shannon Sharpe was nursing a slightly sprained ankle. In Denver's AFC Divisional Playoff vs. Jacksonville, Carswell saw action as the backup tight end, catching two passes for 18 yards with a long of 10, and also contributed on special teams in his first career postseason game.

1995: Carswell was declared inactive for seven of the Broncos' first 13 games, before making his first career start against Seattle Dec. 10. He replaced the injured Shannon Sharpe (eye) and Jerry Evans (knee) in the starting lineup, and did so again the following week at Kansas City (12/17) when he caught two passes for 32 yards, including a career-best 23-yarder. He sprained his ankle on the second play of the game, but played through it. For the year, Carswell caught three passes for 37 yards and made two special teams tackles. His first action of the season came at Seattle (10/1) when he played on special teams, and he made his first appearance on offense versus Arizona (11/5). Carswell's first career start came Dec. 10 against Seattle when he caught his first career pass, a five-yarder from John Elway in the second quarter. He was inactive for the first four games of the season.

1994: Carswell spent the first 11 weeks of the season on the practice squad before being moved to the active roster during the week of the Cincinnati game (11/27). He played on special teams during that game, and then saw his first duty at tight end the following week at Kansas City (12/4). Carswell again saw action in the following two games, recovering a fumble against the Raiders (12/11), but was inactive in the season finale against New Orleans (12/24).

COLLEGE: Carswell finished his career at Liberty with 65 receptions for 511 yards and two touchdowns, and posted senior-year totals of 32 receptions for 259 yards (7.9) in 1993. He also played in the Flames' offensive backfield for two seasons, finishing 1991 with 435 yards rushing and five touchdowns. Carswell was coached at Liberty by former Cleveland Browns' head coach Sam Rutigliano.

PERSONAL: Carswell, a native of Jacksonville, Fla., earned all-state honors as a junior and senior at Temple and University Christian High Schools. He was named second-team all-state as a sophomore at Temple, and also earned all-conference, all-district and all-county honors during his high school career as a safety, running back and wide receiver. Carswell was named in 1999 to the Top 100 Athletes of Jacksonville list. He and his wife, Tamara, make their home in Aurora, Colo., with their daughters, Ashley and Aaron.

CARSWELL'S REGULAR SEASON RECORD

Year	Club	G	S	RECEIVING				SCORING					2pt.	Pts.
				No.	Yds.	Avg.	LG	TD	TDr	Tdp	Tdrt			
1994	Denver	4	0	0	0	0.0	0	0	0	0	0	0	0	0
1995	Denver	9	2	3	37	12.3	23	0	0	0	0	0	0	0
1996	Denver	16	2	15	85	5.7	11	0	0	0	0	0	0	0
1997	Denver	16	2	12	96	8.0	24t	1	1	1	0	0	0	6
1998	Denver	16	1	4	51	12.8	15	0	0	0	0	0	0	0
1999	Denver	16	11	24	201	8.4	20	2	2	2	0	0	0	12
2000	Denver	16	16	49	495	10.1	43t	3	3	3	0	0	0	18
2001	Denver	16	16	34	299	8.8	25	4	4	0	4	0	1	26
CAREER TOTALS		109	50	141	1,264	9.0	43t	10	10	0	10	0	1	62

ADDITIONAL STATISTICS: Recovered one fumble and returned one kickoff for 0 yds., 1994. Forced a fumble on special teams, 1998. Returned one kickoff for 0 yds., 2000. Scored on a two-point conversion reception, 2001. Special teams tackles — 1994 (0), 1995 (2), 1996 (5), 1997 (12), 1998 (10), TOTAL (29).

CARSWELL'S POSTSEASON RECORD

Year	Club	G	S	RECEIVING				SCORING					2pt.	Pts.
				No.	Yds.	Avg.	LG	TD	TDr	Tdp	Tdrt			
1996	Denver	1	0	2	18	9.0	10	0	0	0	0	0	0	0
1997	Denver	4	0	2	30	15.0	26	0	0	0	0	0	0	0
1998	Denver	3	1	1	7	7.0	7	0	0	0	0	0	0	0
2000	Denver	1	1	2	8	4.0	6	0	0	0	0	0	0	0
CAREER TOTALS		9	2	7	63	9.0	26	0	0	0	0	0	0	0

ADDITIONAL STATISTICS: Special teams tackles — 1997 (1), 1998 (1), TOTAL (2).

CARSWELL'S SINGLE-GAME HIGHS

(Postseason in parenthesis)

Most receptions — 6 at Kansas City, 12/16/01 and at Detroit, 12/25/99 (2 at Baltimore, 12/31/00 and vs. Jacksonville, 1/4/97). **Most receiving yards** — 68 at Cincinnati, 10/22/00 (26 at Kansas City, 1/4/98). **Most TD Receptions** — 1, 10 times, most recently at Dallas, 11/22/01. **Longest Reception** — 43 yds. (TD) at New Orleans, 12/3/00 (26 yds. at Kansas City, 1/4/98).



TONY CARTER  **FULLBACK**

6-0 • 235 • 9TH YR. • MINNESOTA

BORN: August 23, 1972 in Columbus, Ohio
HIGH SCHOOL: South High School, Columbus, Ohio
RESIDES: Columbus, Ohio
ACQUIRED: Unrestricted Free Agent (New England), 2001
PRO YEAR: 9th • **YEAR WITH BRONCOS:** 2nd
NFL GAMES PLAYED/STARTED: 120/65 • **POSTSEASON:** 3/0

37

Tony Carter is an eight-year veteran who brought added depth to an extremely talented Broncos' backfield last season after joining the club as an unrestricted free agent. By mid-season he had become the starting fullback and fulfilled that role in nine games (six starts). Carter spent the previous three seasons with New England after four years with Chicago. He has played in 120 games (65 starts) and has rushed 76 times for 256 yards (3.4) and two touchdowns, while catching 164 passes for 1,168 yards (7.1) and one touchdown. He also has 157 kick-return yards and 10 special teams tackles. Carter has played in three postseason games, rushing for three yards and catching two passes for three yards, along with one run on a fake punt for no yards. He entered the NFL with Chicago in 1994 as a non-drafted free agent out of Minnesota. Carter signed with New England as an unrestricted free agent Feb. 25, 1998, and signed with Denver as an unrestricted free agent May 4, 2001.

2001: Carter played in all 16 games and started six at fullback (vs. S.D., 11/11, vs. Wash., 11/18, at Dal., 11/22, at K.C., 12/16, vs. Oak., 12/30 and at Ind., 1/6) after seeing reserve time on offense and special teams in Wks. 1-7. Carter was the primary fullback but did not start at Oak. (11/5), at Mia. (12/2) and vs. Sea. (12/9) because the Broncos opened those games in a two-tight end alignment. For the season Carter caught 11 passes for 83 yds. (7.5) with a long of 17, and carried once for 4 yds. (at Mia., 12/2). Carter's 17-yard catch vs. Oak. (12/30) was his longest of the season, following one catch for 10 yds. vs. Sea. (12/9) and a season-high three catches for 3 yds. at K.C. (12/16). He forced a fumble on special teams vs. Wash. (11/18), while adding his only tackle of the season. In his first start, vs. S.D. (11/11), Carter caught two balls for 28 yards, with a long of 15. He caught one ball for 3 yds. at Oak. (11/5) and caught two passes for 14 yards, with a long of nine, at Sea. (10/14).

2000: Carter played in all 16 games for the Patriots, starting six, and set a career high with two rushing touchdowns among his 37 attempts for 90 yards (2.4). He also caught nine passes for 73 yards (8.1). Carter made his first start of the season at fullback against the Jets (9/11). At Indianapolis (10/8) he made a key 4-yard catch on 3rd-and-1 to prolong a drive that culminated in a 2-yard touchdown pass from Drew Bledsoe to Eric Bjornson. Carter's first career rushing touchdown came at Cincinnati (11/19)—a 1-yard run that gave the Patriots a 7-0 lead. At Buffalo (12/17) he rushed for his Patriots-high 34 yards and against Miami (12/24) he scored his second career rushing touchdown.

1999: Carter started 14 of 16 games for the Patriots and rushed for 26 yards on six carries (4.3), while also catching 18 passes for 166 yards (9.2) and posting three special teams tackles. He did not start at Miami (11/21) when the Patriots opened the game in a double-tight end formation, or in the season finale vs. Baltimore (1/2/00). Against Indianapolis (9/19) Carter caught a season high four passes for 24 yards in the team's 31-28 victory. Against Denver (10/24) he recorded a season high with 31 yards on two receptions in a 24-23 victory over the Broncos.

1998: Carter started seven of 11 games at fullback for New England, missing five games due to knee and ankle injuries. He carried the ball just two times for 3 yards, but was the lead blocker on most running plays and helped rookie running back Robert Edwards rush for 1,115 yards and nine touchdowns. Carter also finished seventh on the team with 18 receptions for 166 yards (9.2). He recorded a season-high four receptions for 25 yards in the season opener at Denver (9/7). Carter sustained a knee injury vs. the Jets (10/19) in Week 6, causing him to miss the next four starts. He returned to the starting lineup vs. Miami (11/23) and contributed to a 26-23 victory with a career-long 49-yd. reception. Carter helped pace another 200-yd. rushing game at St. Louis (12/13) before suffering an ankle injury that forced him to miss the game the following game vs. San Fran. (12/20). He returned to the lineup for the season finale at the Jets, but did not start because the Patriots opened in a double-tight end formation. Carter started the Patriots' playoff game at Jacksonville (1/3/99) and caught two passes for 3 yds. and rushed once for another 3 yds.

1997: Carter started 10 of the final 13 games at fullback for Chicago, finishing the year with nine carries for 56 yards (6.2) and 24 receptions for 152 yards (6.3). He broke his left thumb during training camp (7/20) and missed most of the preseason, then opened the season in a reserve role, backing up starter Raymont Harris. He earned his first start at N.E. (9/21) when Harris was moved to tailback and caught one pass for 1 yd. He was the lead blocker for Harris' first career 1,000-yd. season and helped pave the way to four 100-yd. rushing performances. Carter posted a season high with five receptions

for 48 yds. (9.6) vs. Wash. (11/2), and added three receptions for 29 yds. the following week at Min. (11/9). He grabbed four more receptions for 27 yds. the next week vs. the Jets (11/16), giving him a three-game total of 15 receptions for 104 yds. Carter tied his season high with five receptions for 24 yds. vs. Buf. (12/7), and carried the ball three times for 24 yds. with a long of 15 at St. Louis (12/14).

1996: Carter started 11 of 16 games for Chicago and finished third on the team with a career-high 41 receptions for 233 yards (5.7). He caught at least three passes in eight different games and was the lead blocker for all five 100-yard rushing performances during the season. Carter grabbed a season-high five passes for 32 yards vs. Oakland (9/29).

1995: Carter started 12 of 16 games for Chicago and rushed 10 times for 34 yards (3.4) and caught 40 passes for 329 yards (8.2) and a touchdown to rank third on the team. He replaced Raymont Harris at fullback in the season opener vs. Min. after the Harris suffered a broken collarbone on the second play. Carter made his NFL starting debut the following week on Monday Night Football vs. G.B. (9/11). He did not start in the season finale vs. Phi. (12/24) due to a shoulder injury, but did play in the game. Carter proved to be a tremendous asset as a receiver out of the backfield and scored his first career touchdown on a 12-yd. reception vs. Pit. (11/5).

1994: Carter contributed on special teams in 14 games as a rookie with Chicago, but did not receive significant playing time on offense. He finished the season with one reception for 24 yards and returned six kicks for 99 yards (16.5). Carter returned his first career kick 20 yards at Miami (11/13). He contributed a 16-yard reception in a playoff victory over Minnesota (1/1/95) and had one rush for no yards on a fake punt the next week at San Francisco (1/7/95).

COLLEGE: Carter was a four-year letterman and offensive team captain as a senior at Minnesota. In 1993 he ranked second on the team in rushing with 442 yards and a touchdown on 103 carries. He was the 1992 recipient of the Bruce Smith Award, honoring the team's outstanding offensive player, and also received the Paul Giel Award for his unselfish approach to the game. In 1991 as a sophomore he led the team with 660 yds. and a touchdown on 165 carries (4.0 avg.), including back-to-back 100-yd. efforts against Ohio State and Wisconsin. He led the team again in '92 with 593 yards and three touchdowns on 133 carries (4.5 avg.). Carter was a sociology major.

PERSONAL: Carter attended South High School in Columbus, Ohio, where he earned all-state honors in football. Antonio Marcus Carter was born the son of Phyllis and Willie Carter on Aug. 23, 1972, in Columbus, Ohio. He and his wife, Dawanna, have three daughters: Darriel (6/7/90) and twins Antiona Marae and Aylesa Marche, born March 5, 2002. The family makes its home in Columbus.

CARTER'S REGULAR SEASON RECORD

Year	Club	G	S	RUSHING			RECEIVING					SCORING								
				No.	Yds.	Avg.	LG	TD	No.	Yds.	Avg.	LG	TD	TD	TDr	TDP	TDrT	2pt	Pts.	
1994	Chicago	14	0	0	0.0	—	0	1	24	24.0	24	0	0	0	0	0	0	0	0	0
1995	Chicago	16	12	10	34	3.4	7	0	40	329	8.2	27	1	1	0	1	0	0	0	6
1996	Chicago	16	11	11	43	3.9	23	0	41	233	5.7	29	0	0	0	0	0	0	0	0
1997	Chicago	16	10	9	56	6.2	16	0	24	152	6.3	19	0	0	0	0	0	0	0	0
1998	New Eng.	11	7	2	3	1.5	3	0	18	166	9.2	49	0	0	0	0	0	0	0	0
1999	New Eng.	16	14	6	26	4.3	9	0	20	108	5.4	20	0	0	0	0	0	0	0	0
2000	New Eng.	16	6	37	90	2.4	9	2	9	73	8.1	21	0	2	2	0	0	0	0	12
2001	Denver	16	6	1	4	4.0	4	0	11	83	7.5	17	0	0	0	0	0	0	0	0
CAREER TOTALS		120	65	76	256	3.4	23	2	164	1,168	7.1	49	1	3	2	1	0	0	0	18

KICKOFF RETURNS

Year	Club	No.	Yds.	Avg.	LG	TD
1994	Chicago	6	99	16.5	26	0
1995	Chicago	3	24	8.0	9	0
1997	Chicago	2	34	17.0	19	0
2001	Denver	2	44	22.0	24	0
CAREER TOTALS		13	201	15.5	26	0

ADDITIONAL STATISTICS: Special teams tackles — 1998 (6), 1999 (3), 2001 (1), TOTAL (10). One fumble, 1995; One fumble, 1996; Two miscellaneous tackles, 1998. Forced a fumble on special teams, 2001.

CARTER'S POSTSEASON RECORD

Year	Club	G	S	RUSHING			RECEIVING					SCORING								
				No.	Yds.	Avg.	LG	TD	No.	Yds.	Avg.	LG	TD	TD	TDr	TDP	TDrT	2pt	Pts.	
1994	Chicago	2	0	1	0	0.0	0	0	0	0	0.0	—	0	0	0	0	0	0	0	0
1998	New Eng.	1	0	1	3	3.0	3	0	2	3	1.5	3	0	0	0	0	0	0	0	0
CAREER TOTALS		3	0	2	3	1.5	3	0	2	3	1.5	3	0	0	0	0	0	0	0	0

CARTER'S SINGLE-GAME HIGHS

(Postseason in parenthesis)

Most Rushes — 9 at Buffalo, 12/17/00 (1 at San Francisco, 1/7/95 and at Jacksonville, 1/3/99). **Most Rushing Yards** — 37 vs. New Orleans, 10/13/96 (3 at Jacksonville, 1/3/99). **Longest Run** — 23 vs. New Orleans, 10/13/96 (3 at Jacksonville, 1/3/99). **Most Receptions** — 7 vs. Cincinnati, 12/10/95 (3 at Jacksonville, 1/3/99). **Most Receiving Yards** — 49 vs. Miami, 11/23/98 (3 at Jacksonville, 1/3/99). **Longest Reception** — 49 vs. Miami, 11/23/98 (3 at Jacksonville, 1/3/99). **Most Touchdowns** — 1, three times, most recently vs. Cincinnati, 11/19/00 (none).



DARIUS CLARK  **SAFETY**

5-10 • 210 • 3RD YR. • DUKE

BORN: April 13, 1977 in Tampa, Fla.
HIGH SCHOOL: Hillsborough High School, Hillsborough, Fla.
RESIDES: Englewood, Colo.
ACQUIRED: Rookie Free Agent, 2000
PRO YEAR: 3rd • **YEAR WITH BRONCOS:** 3rd
NFL GAMES PLAYED/STARTED: 7/0

47

Darius Clark faces a challenge in 2002 as he seeks to complete his comeback from a torn left anterior cruciate ligament that prematurely ended his 2001 season. He enters his third training camp with the Broncos with high hopes to fulfill the great promise coaches have seen in him over his first two seasons. Clark was acquired by the Broncos in 2000 as an undrafted free agent from Duke and spent most of the season on the practice squad before signing to the active roster the final week. Clark will look to strengthen the Broncos secondary as he competes for playing time at safety and on special teams.

2001: Clark was placed on injured reserve Dec. 10, one day after tearing his left anterior cruciate ligament vs. Sea. (12/9) on kickoff coverage. He played in seven games after being signed to the active roster from the practice squad Oct. 23, all on special teams, making three tackles. In his first career NFL game, vs. N.E. (10/28), he registered two special teams tackles. Clark spent the first six weeks of the season on the Broncos' practice squad.

2000: Clark spent the first 16 weeks of the season on the Broncos practice squad before being signed to the active roster Dec. 21. He was inactive for the season finale, vs. S.F. (12/23). He was also declared inactive for the AFC Wild Card Game at Balt. (12/31).

COLLEGE: Clark was a four-year starter at Duke, where he played with wide receiver Kyle Shanahan, son of Denver Head Coach Mike Shanahan. Clark played in 41 games with the Blue Devils, starting 39, and had 304 tackles (213 solo), five sacks, three interceptions and 11 pass breakups. During his senior season he started nine of 11 games, recorded 88 tackles (72 solo) and broke up two passes.

PERSONAL: Clark was a three-time all-conference selection at strong safety and linebacker at Hillsborough (Fla.) High School. He was a three-time team captain (1993-95), and as a senior played strong safety, linebacker, wide receiver, placekicker and punter. Clark was named the Outstanding Defensive Player for a unit that posted four shutouts. He also earned the Principal's Award and was a National Honor Society member. Clark was born April 13, 1977 in Tampa, Fla. He makes his home in Englewood, Colo. Darius is engaged to be married in February 2003 to Karen Parker.

CLARK'S REGULAR SEASON RECORD

Year	Club	G	S	UT	A	TT	S-Yds.	I-Yds.	PD	FF	FR	TD-Int.	TD-FR	S	Pts.
2000	Denver	0	0	0	0	0	0-0	0-0	0	0	0	0	0	0	0
2001	Denver	7	0	0	0	0	0-0	0-0	0	0	0	0	0	0	0
CAREER TOTALS		7	0	0	0	0	0-0	0-0	0	0	0	0	0	0	0

ADDITIONAL STATISTICS: Special teams tackles — 2001 (3).



DESMOND CLARK  **TIGHT END**

6-3 • 255 • 4TH YR. • WAKE FOREST

BORN: April 20, 1977 in Bartow, Fla.
HIGH SCHOOL: Kathleen High School, Lakeland, Fla.
RESIDES: Aurora, Colo.
ACQUIRED: Draft #6a (179th overall), 1999
PRO YEAR: 4th • **YEAR WITH BRONCOS:** 4th
NFL GAMES PLAYED/STARTED: 41/6 • **POSTSEASON:** 1/0

88

Desmond Clark enjoyed a breakout season in 2001 and looks to continue that momentum this year as he refines his overall game. He has been the backup to starter Dwayne Carswell the last two seasons, but was the club's second-leading pass-catcher last year with 51 receptions for 566 yds. (11.1) and six touchdowns—all career highs. An impressive athlete who combines size, speed and power, Clark has played in 41 career games (six starts) and caught 79 passes for 910 yards (11.5) with a long of 44 and nine touchdowns. He was selected by the Broncos in the sixth round (179th overall) of the 1999 NFL Draft.

2001: Clark played in all 16 games and started four as a second tight end in a two tight-end alignment. He ranked second on the team with career highs for receptions (51), yards (566) and touchdowns (6), while averaging 11.1 yds. per catch. Clark's six touchdown receptions tied Kansas City's

Tony Gonzalez for most by a tight end in the NFL. Clark ended a two-game streak without a reception at Ind. (1/6), catching four passes for 20 yards (5.0) and a touchdown. The scoring reception from Griese was Clark's sixth of the season, as he extended his career high. Clark continued a hot streak vs. Sea. (12/9), catching an 11-yd. touchdown pass from Brian Griese in the 1st qtr.—his fifth of the season—among his two receptions on the night (17 yds.). He started the game for the second week in a row as a second tight end. Clark broke his single-season record for touchdowns in a season at Mia. (12/2), catching his fourth on a 4-yd. toss from Griese in the 3rd qtr. Clark caught two passes at Dal. (11/22) for 39 yds. (19.5), with a long of 28. He tied his single-season career high for touchdowns vs. S.D. (11/11), catching his third, on an 18-yd. scoring pass from Griese vs. S.D. (11/11). Clark caught a career-high seven balls for 74 yds. (10.6) at Oak. (11/5), including his second touchdown of the season on an 11-yd. Griese toss. He had an outstanding game vs. N.E. (10/28), with six receptions for the second week in a row and setting a career high with 94 yds. (15.7). Clark caught six balls at S.D. (10/21), for 54 yds., including his first touchdown of the season on a 6-yd. pass from Griese. Clark's longest reception, of 39 yds., came in the opener vs. the Giants (9/10). He started vs. Balt. (9/30) and at Ariz. (9/23) when Denver opened in a two-tight end set, and in the latter contest caught a then-season-high five passes for 67 yds. (13.4). In the season-opener vs. the Giants (9/10) he caught two passes for 55 yards, with a long of 39.

2000: Clark played in a reserve role and on special teams in all 16 games and ranked fourth on the team with 27 receptions for 339 yds. (12.6) with a long of 44 and three touchdowns. He also had four special teams tackles. Clark started two games (vs. Cle., 10/15 and at Cin., 10/22) when Denver opened the game in a two-tight end set. His longest reception of the season (44 yds.) came at N.O. (12/3). Clark caught three passes for a career-high 73 yds. (24.3) at Sea. (11/26), which included his third touchdown of the season on what was then the longest reception of his career, a 43-yarder in the 2nd qtr. He recorded his second touchdown of the season vs. S.D. (11/19) on a 10-yd. pass from Gus Frerotte to pull Denver within 37-31 in an eventual 38-37 win. Clark caught a career-high six passes for 44 yds. (7.3) with a long of 18 at Cin. (10/22), one week after posting a career-high 46 yds. on four catches (11.5), with a career-best long of 19. In the season opener at St. Louis (9/4) he caught his first NFL touchdown pass—a 7-yd. toss from Brian Griese late in the third qtr. to close the Denver deficit to 35-27. It was just his second career reception. Clark played in a reserve role and on special teams in the AFC Wild Card Game at Balt. (12/31), catching one pass for 5 yds. and making one special teams tackle.

1999: Clark played in nine games (vs. G.B., 10/17; at S.D., 11/7; at Sea., 11/14; vs. Oak., 11/22; vs. K.C., 12/5; at Jax., 12/13; vs. Sea., 12/19; at Det., 12/25 and vs. S.D., 1/2), providing depth at tight end after Shannon Sharpe went down in Week 5 with a broken clavicle. In his first NFL appearance, vs. Green Bay (10/17), he saw action at tight end and on special teams and caught one pass for 5 yds., but suffered a first-degree tear of his lateral collateral ligament in the game, and was inactive the next two weeks (at N.E., 10/24 and vs. Min., 10/31). Clark was also inactive for games 1-5.

COLLEGE: Clark was a four-year letterman and three-year starting wide receiver at Wake Forest, where he finished his career as the all-time leading receiver in the Atlantic Coast Conference (216 rec.). In 40 games (31 starts) he amassed 2,834 yards (13.1 avg.), had a long reception of 74 yards and scored 20 touchdowns—including at least one against every ACC opponent—to rank fourth on the school's all-time list. He was second-team All-ACC as a senior, and led the ACC and set a school record with 72 receptions. A communications major, Clark was named team MVP as a sophomore.

PERSONAL: Clark played quarterback as a junior and senior at Kathleen High School in Lakeland, Fla., rushing for more than 600 yds. and throwing for 980 as a senior, earning all-conference honors. Clark also played free safety and returned punts. He started three seasons at guard in basketball and helped the Red Devils reach the regional round of the state playoffs in 1994 and 1995, averaging 17 ppg. He also played baseball as a senior. Desmond Darice Clark was born April 20, 1977 in Bartow, Fla. He and his wife, Denise, make their home in Aurora, Colo.

CLARK'S REGULAR SEASON RECORD

Year	Club	RECEIVING						SCORING					
		G	S	No.	Yds.	Avg.	LG	TD	TDr	TDp	TDrt	2pt.	Pts.
1999	Denver	9	0	1	5	5.0	5	0	0	0	0	0	0
2000	Denver	16	2	27	339	12.6	44	3	3	0	3	0	18
2001	Denver	16	4	51	566	11.1	39	6	6	0	6	0	36
CAREER TOTALS		41	6	79	910	11.5	44	9	9	0	9	0	54

ADDITIONAL STATISTICS: Special teams tackles — 2000 (4).

CLARK'S POSTSEASON RECORD

Year	Club	RECEIVING						SCORING					
		G	S	No.	Yds.	Avg.	LG	TD	TDr	TDp	TDrt	2pt.	Pts.
2000	Denver	1	0	1	5	5.0	5	0	0	0	0	0	0

ADDITIONAL STATISTICS: Special teams tackles — 2000 (1).

CLARK'S SINGLE-GAME HIGHS

(Postseason in parenthesis)

Most receptions — 7 at Oakland, 11/5/01 (1 at Baltimore, 12/31/00). **Most receiving yards** — 94 vs. New England, 10/28/01 (5 at Baltimore, 12/31/00). **Longest reception** — 44 at New Orleans, 12/3/00 (5 at Baltimore, 12/31/00). **Most touchdowns** — 1, nine times, most recently at Indianapolis, 1/6/02 (none).



GEORGE COGHILL



SAFETY

6-0 • 210 • 6TH YR. • WAKE FOREST

BORN: March 30, 1970 in Fredericksburg, Va.
HIGH SCHOOL: James Monroe High School, Fredericksburg, Va.
RESIDES: Parker, Colo.
ACQUIRED: Free Agent, 1997
PRO YEAR: 6th • **YEAR WITH BRONCOS:** 5th
NFL GAMES PLAYED/STARTED: 54/5 • **POSTSEASON:** 4/0

48

George Coghill continues to fashion a very productive NFL career

since signing with the Broncos out of the World League in 1997. His playing time has increased over the past four seasons, including a starting job late in the 1999 season after free safety Eric Brown was placed on injured reserve in Week 12. He is expected to provide veteran depth in the secondary in 2002, while also continuing to be one of the Broncos' most productive special teams players after tying for the team lead in special teams tackles last year (21). In 54 career games (5 starts), Coghill has made 53 tackles (43 solo), intercepted three passes, knocked down five others and forced a fumble while also adding 62 special teams tackles and returning six punts for 45 yards (7.5) with a long of 10 and three fair catches. He was named a special teams captain by vote of his teammates for the second half of the 2000 season. Coghill joined the Broncos as a free agent July 16, 1997 and showed steady improvement in his game during a season on the practice squad. He entered the league in 1993 as a rookie free agent with New Orleans, but spent the year on injured reserve, and was out of football in 1994. Coghill then played in the World League from 1995-97 with the Scottish Claymores before signing with Denver. He was recognized as one of the most accomplished and popular Claymores players ever when the club retired his No. 34 jersey in a ceremony, April 18, 1999.

2001: Coghill—a finalist for the NFL Players Association's Byron "Whizzer" White Humanitarian Award and the NFL's November Extra Effort Award winner for work in the community—played in all 16 games, mainly on special teams, and tied with Keith Burns for the team lead with a career-high-tying 21 special teams tackles, while also contributing two forced fumbles. He made six tackles (5 solo) and an interception on in a reserve safety role on defense. Coghill made three special teams tackles in the season-finale at Ind. (1/6) to reach a tie with Burns for the team lead. At K.C. (12/16) Coghill made three special teams tackles and forced a fumble on the opening kickoff of the second half, which was recovered by Ian Gold. He also posted one solo tackle on defense in the game. Coghill led the team at Dal. (11/22), making a season-high four special teams tackles and forcing a fumble on punt coverage. Coghill suffered a concussion in the 1st qtr. vs. Wash. (11/18) after taking a John Mobley knee to the head, and did not return. He saw time at strong safety in the second half vs. S.D. (11/11), replacing Kennoy Kennedy who left with an injured back, and posted three tackles and

OFF THE FIELD

George was recognized in 2001 for his work in the community by being nominated for the NFL Players Association's Byron "Whizzer" White Humanitarian Award. He has created a non-profit foundation in his native Fredericksburg, Va., the George Coghill Foundation, which helps needy families and children through several events and programs, including providing Thanksgiving and Christmas meals to the needy, a unique Mother's Day event in which flowers are distributed to women in hospice care; a literacy program in which Coghill reads to school children; and a free football camp for more than 100 children. An annual scholarship is awarded in the name of George's late mother, Elaine, to benefit a child raised in a single-parent environment. To raise money for the scholarship he has hosted a celebrity golf tournament in the Denver area each of the past two summers, from which half the proceeds are donated to the Denver Safe House. George was also named the national "Youth Leaders for Literacy" Champion by the National Education Association and served in 2001 as the player spokesman for Denver Broncos Academy, a two-year dropout prevention program targeting middle school students and funded through Broncos Charities. In addition to time spent in the classroom working with and encouraging students, George has committed four of his own season tickets to all home games for kids in the program who have achieved certain milestones in their education.

his third career interception (first since 12/5/99 vs. K.C.). Coghill's theft came in the 4th qtr. on a pass by Doug Flutie. Coghill's only previous defensive action came vs. N.E. (10/28) when he registered two solo tackles. Coghill posted two special teams stops in each of four straight games (Wks. 4-7).

2000: Coghill saw action on special teams in all 16 games and ranked second on the team with a career-high 21 special teams tackles, including a season-high four at the Jets (11/5). He saw his first defensive action of the season vs. Oak. (11/13) and posted one solo tackle and a forced fumble, the first of his career. He also played on defense the following week vs. S.D. (11/19). Coghill was voted a special teams captain by his teammates for the second half of the season, joining Detron Smith. Coghill saw action on special teams in the AFC Wild Card Game at Balt. (12/31) and made one tackle.

1999: Coghill played in 13 games and started five, posting 34 tackles (28 solo), four passes defended and an interception, while ranking fifth on the team with 11 special teams stops. He was named the starter at free safety after Eric Brown was placed on injured reserve Nov. 18 (knee), and made his first NFL start vs. Oakland (11/22) on Monday Night Football. He responded with a then-career-high eight tackles (7 solo). Coghill did not start vs. Seattle (12/19), being replaced by Darrius Johnson, but recorded four tackles (3 solo) on the day. He posted a new career high in the season-finale vs. San Diego (1/2) with a team-leading 12 tackles (11 solo). Coghill missed three games early in the year because of a second-degree sprain of his left medial collateral ligament, suffered in the 3rd qtr. of the season-opener vs. Miami (9/13). He returned to special teams play at Oakland (10/10) and made one tackle. His high game came at New England (10/24) when he made four special teams stops. Coghill played the final three quarters at free safety after Brown left the game with partially torn knee ligaments at Seattle (11/14) and posted two solo tackles. His interception came in the end zone vs. K.C. (12/5) as he hauled in an Elvis Grbac pass to thwart a Chiefs scoring threat in the 3rd qtr.

1998: Coghill saw action in nine games (at Sea., 10/11; at Cin., 11/1 and each of the final seven games of the year) and was declared inactive for the other seven (3 Fri./4 Sun.) in his first season of NFL play. He posted 12 tackles (9 solo) and one pass defended, as well as his first career interception (at San Diego, 11/29), which he returned 20 yds. On special teams Coghill made nine tackles and returned three punts for 20 yds. (6.7) with two fair catches and a long of 8 (twice). Coghill saw his first professional action at Seattle (10/11) in a special teams capacity. He made his first two career special teams stops in his next appearance, at Cin. (11/1), and added two more in his third game, at Kansas City (11/16) on Monday Night Football. Coghill saw his initial action on defense in the latter contest, and posted the first two tackles of his career. He saw action on defense in each of the final seven games. He snared his first career interception at San Diego (11/29), picking off a Craig Whelihan pass with 46 seconds left in the game, to go along with a career-high four tackles (3 solo). Coghill saw action at safety and on special teams in all three postseason games. He made one solo tackle and forced a fumble in Super Bowl XXXIII vs. Atlanta (1/31), stripping Jamal Anderson of the ball in the 4th qtr., leading to a recovery by Tyrone Braxton. He also added two special teams tackles in the game, and had one in the AFC Championship Game vs. the Jets (1/17).

1997: Coghill played in the World League with the Scottish Claymores and earned his second All-World League honor before signing with the Broncos just prior to the start of training camp (7/16). He spent the entire season on the Broncos' practice squad, earning his first Super Bowl ring. Coghill was waived Aug. 24, 1997, but was re-signed to the practice squad Aug. 25.

1996: Coghill played in the World League with the Scottish Claymores and won a World Bowl title.

1995: Coghill played in the World League with the Scottish Claymores.

1994: Coghill was in training camp with New Orleans but was released Aug. 22.

1993: Coghill was signed by New Orleans as a rookie free agent April 27, 1993. He sustained a knee injury in the preseason opener, vs. Philadelphia in Tokyo (7/31), and was placed on injured reserve Aug. 12.

COLLEGE: Coghill was a four-year starter, two-year All-ACC selection and team captain as a cornerback at Wake Forest. He capped his senior season with a win in the 1992 Independence Bowl and earned third-team All-America acclaim that year. Coghill finished his career as the Demon Deacons' all-time leader in punt returns, return yards and average per return. He also competed on the school's baseball and track teams and set both the indoor and outdoor school records in the triple jump. In the summer of '91 Coghill played baseball in the Cape Cod League.

He earned his bachelor's degree in sociology and was on the school's Dean's List, and was also named homecoming king his senior year.

PERSONAL: A native of Fredericksburg, Va., Coghill is a graduate of James Monroe High School. He has been one of the Broncos' most active players in the community during his time with the club, and was recognized in 2001 for this work by being nominated for the NFL Players Association's Byron "Whizzer" White Humanitarian Award. Coghill has created a non-profit foundation in his native Fredericksburg, Va., the George Coghill Foundation, which helps needy families and children through several events and programs, including providing Thanksgiving and Christmas meals to the needy; a unique Mother's Day event in which flowers are distributed to women in hospice care; a literacy program called "Smash Illiteracy," in which Coghill makes frequent visits to schools and reads to children; and a free football camp for more than 100 children. An annual scholarship is awarded in the name of George's late mother, Elaine, to benefit a child raised in a single-parent environment. To raise money for the scholarship he has hosted a celebrity golf tournament in the Denver area each of the past two summers. George was also named the national Youth Leaders for Literacy Champion by the National Education Association in January 2002. Coghill will serve as the representative for the Youth Leaders for Literacy program, a collaborative effort by the NEA and Youth Service America. The program is aimed at encouraging and celebrating the literary service of young people and to honor them for doing reading-related activities that benefit others. He also served as the 2001 player spokesperson for Denver Broncos Academy (DBA), a program funded through Broncos Charities over the past 8 years and newly funded in 2001 in partnership with INVESCO Funds. DBA is a two-year drop-out prevention program targeting middle school students that are at risk of dropping out upon transitioning into high school. The Broncos Academy consists of core classes (math, English, science, etc.), which are smaller in size that allows the teacher to work with students one-on-one. In his role as spokesperson, Coghill spent time with the Academy students throughout the school year, assisting the kids with their core classes and providing motivational talks to keep their focus in the classroom. In addition, Coghill has committed four of his own season tickets to all home games for kids in the program who have achieved certain milestones in their education. George Webster Coghill was born March 30, 1970 in Fredericksburg, Va. He and his wife, Lisa, have two sons, Paul (12) and Tre (3), and a daughter, Mikayla (2). The family makes its home in Parker, Colo.

COGHILL'S REGULAR SEASON RECORD

Year	Club	G	S	UT	A	TT	S-Yds.	I-Yds.	PD	FF	FR	TD-Int	TD-FR	S	Pts.
1993	New Orleans														
1994															
1995															
1996															
1997	Denver														
1998	Denver	9	0	9	3	12	0-0	1-20	1	0	0	0	0	0	0
1999	Denver	13	5	28	6	34	0-0	1-0	4	0	0	0	0	0	0
2000	Denver	16	0	1	0	1	0-0	0-0	0	1	0	0	0	0	0
2001	Denver	16	0	5	1	6	0-0	1-0	0	0	0	0	0	0	0
CAREER TOTALS		54	5	43	10	53	0-0	3-20	5	1	0	0	0	0	0

ADDITIONAL STATISTICS: Special Teams Tackles — 1998 (9), 1999 (11), 2000 (21), 2001 (21), TOTAL (62). Forced two fumbles on special teams, 2001. Has returned six punts for 45 yards (7.5) with a long of 10 and three fair catches (3-20-6.7-8LG-2FC in 1998 and 3-25-8.3-10LG-1FC in 1999).

COGHILL'S POSTSEASON RECORD

Year	Club	G	S	UT	A	TT	S-Yds.	I-Yds.	PD	FF	FR	TD-Int	TD-FR	S	Pts.
1998	Denver	3	0	1	0	1	0-0	0-0	0	1	0	0	0	0	0
2000	Denver	1	0	0	0	0	0-0	0-0	0	0	0	0	0	0	0
CAREER TOTALS		4	0	1	0	1	0-0	0-0	0	1	0	0	0	0	0

ADDITIONAL STATISTICS: Special Teams Tackles — 1998 (3), 2000 (1), TOTAL (4).



CHRIS COLE  **WIDE RECEIVER**

6-0 • 195 • 3RD YR. • TEXAS A&M

BORN: November 12, 1977 in Orange, Texas
HIGH SCHOOL: West Orange-Stark High School, Orange, Texas
RESIDES: Littleton, Colo.
ACQUIRED: Draft #3 (70th overall), 2000
PRO YEAR: 3rd • **YEAR WITH BRONCOS:** 3rd
NFL GAMES PLAYED/STARTED: 24/2

81

Chris Cole has shown steady improvement throughout his first two NFL seasons and will be counted on to reach new heights in 2002. Offensively he became more acclimated to the Broncos' passing game last year and made two starts during the second half of the season, while also handling the kick return duties for most of the season. Blessed with lightning speed and superb athletic ability, Cole has played in 24 career games (2 starts) and caught nine passes for 128 yds. (14.2) with a long of 21, while returning 59 kicks for 1,391 yds. (23.6) with a long of 52. Cole joined the Broncos as the club's third-round draft choice in 2000 (70th overall) from Texas A&M.

2001: Cole played in all 16 games and started two (at Mia., 12/2 and at Ind., 1/6), catching nine passes for 128 yds. (14.2) with a long of 21 on the season, while posting eight special teams tackles and one forced fumble. He ranked third in the AFC (T10th NFL) in kickoff return average (23.5), returning 48 kicks for 1,127 yds., with a long of 52. The 48 returns tied the franchise record set by Chris Watson in 1999, while his yardage total ranked fifth all-time. Cole made his second start of the season in the finale at Ind. (1/6) and caught one pass for 17 yds. He made one catch at K.C. (12/16), for 19 yds., his second-longest of the season, on a crucial third-down play. Cole started his first NFL game at Mia. (12/2), with Rod Smith out (left ankle), and set new career highs with four receptions for 43 yds. (10.8). He previously saw his most extensive action vs. Wash. (11/18), making his first two NFL receptions for 37 yds. (18.5), including a long of 21 on his first catch, which remained his longest reception of the season. He also added a special teams tackle. Cole returned a kickoff 48 yds. vs. S.D. (11/11), among his two returns for 76 yds. on the day. He returned seven kickoffs (for 162 yds.) at Oak. (11/5), tying the Broncos' single-game record, last reached by Glyn Milburn in 1995 (11/26 vs. Houston). Cole posted his longest career return of 52 yds. at S.D. (10/21), totalling a career-high 182 yds. on six returns (30.3) for the day. He started returning kicks after starter Kevin Kasper sprained his ankle vs. K.C. (10/7). Cole returned six kicks for 136 yds. (22.7) at Sea. (10/14).

2000: Cole saw action in eight games and was inactive for the other eight. He played in four straight games (wks. 2-5) after being inactive for the season-opener, but then missed five weeks because of a dislocated left elbow suffered vs. N.E. (10/1). Cole returned to practice after the Broncos bye week (Wk. 9), and returned to game action in Week 12 vs. S.D. (11/19). He was inactive again for the final two games (at K.C., 12/17 and vs. S.F., 12/23). Cole returned 11 kicks for 264 yds. (24.0) with a long of 37, and posted six special teams tackles. He returned a season-high five kickoffs for 122 yds. (24.4) with a long of 31 vs. K.C. (9/24). Cole saw his first NFL action vs. Atlanta (9/10) and posted one special teams tackle and one kickoff return for 17 yds., then added another tackle at Oak. (9/17), along with three kickoff returns for 84 yds. (28.0), including a long of 37. Cole was declared inactive for the AFC Wild Card Game at Balt. (12/31).

COLLEGE: One of the leading receivers in Texas A&M history, Cole caught 89 passes for 1,383 yards and eight touchdowns in his career with the traditionally run-oriented Aggies, and added four catches for 32 yards (8.0) in three bowl games. He ranks 10th on the school's career receptions list and sixth in yards, while posting a per-catch average of 16 yards. Cole's best numbers came as a junior in 1998 when he started nine of 13 games and led the Aggies in receptions (38), receiving yards (667) and touchdowns (5), while posting a 17.6 yards-per-catch average. His yardage total ranks sixth on the Aggies' single-season list. He played as a true freshman in 1996, then caught 25 passes for 333 yards as a sophomore. He closed his career with 22 catches for 363 yards in 1999. Cole was a sociology major at Texas A&M, and was a member of Aggie Athletes Involved, a community outreach program.

PERSONAL: Cole was named second-team all-state after catching 53 passes for 860 yards and 14 touchdowns as a senior at West Orange-Stark High School in Orange, Texas. He ranked among the state's leading receivers in Class 4A, and helped lead his team to the state semifinals. Cole also qualified for the state track meet in the long jump and triple jump as a senior. Charles Christopher Cole was born Nov. 12, 1977 in Orange, Texas. He resides in Littleton, Colo.

COLE'S REGULAR SEASON RECORD

Year	Club	RECEIVING						SCORING						
		G	S	No.	Yds.	Avg.	LG	TD	TD	TDr	TDP	TDr	2pt	Pts.
2000	Denver	8	0	0	0	0.0	0	0	0	0	0	0	0	0
2001	Denver	16	2	9	128	14.2	21	0	0	0	0	0	0	0
CAREER TOTALS		24	2	9	128	14.2	21	0	0	0	0	0	0	0

KICKOFF RETURNS

Year	Club	No.	Yds.	Avg.	LG	TD
2000	Denver	11	264	24.0	37	0
2001	Denver	48	1,127	23.5	52	0
CAREER TOTALS		59	1,391	23.6	52	0

ADDITIONAL STATISTICS: Special Teams Tackles — 2000 (6), 2001 (8), TOTAL (14). Forced one fumble on special teams, 2001.

COLE'S SINGLE-GAME HIGHS

Most receptions — 4 at Miami, 12/2/01. **Most receiving yards** — 43 at Miami, 12/2/01. **Longest reception** — 21 vs. Washington, 11/18/01. **Most Kickoff Returns** — 7 at Oakland, 11/5/01. **Most Kickoff Return Yards** — 182 at San Diego, 10/21/01. **Longest Kickoff Return** — 52 at San Diego, 10/21/01.



KARON COLEMAN  **RUNNING BACK**

5-7 • 198 • 3RD YR. • STEPHEN F. AUSTIN

BORN: May 22, 1978 in Missouri City, Texas
HIGH SCHOOL: Elkins High School, Missouri City, Texas
RESIDES: Greenwood Village, Colo.
ACQUIRED: Free Agent 2001 / Rookie Free Agent, 2000
PRO YEAR: 3rd • **YEAR WITH BRONCOS:** 3rd
NFL GAMES PLAYED/STARTED: 13/0 • **POSTSEASON:** 1/0

21

KaRon Coleman has proven valuable as a reserve running back in each of his two seasons with the Broncos. Last season, after being waived in the final cutdown, he was re-signed Nov. 26 when Olandis Gary was lost for the season, and gave the club a spark both in the running and passing game down the stretch. The former rookie free agent initially made an impact in 2000 when the club was dealt a spate of injuries, and was available again when lightning struck in 2001. Blessed with great quickness and cutback ability, Coleman has played in 13 career games and rushed for 200 yards and a touchdown on 58 carries, while also catching seven passes for 50 yards (7.1). The son of former Houston Oiler Ronnie Coleman, KaRon looks to make a contribution in 2002 in a Broncos backfield that is as deep and talented as any in the NFL.

2001: Coleman, who was waived by the Broncos in the final cutdown (9/2), was re-signed by the club Nov. 26 after Olandis Gary was placed on injured reserve. He played in four games and was inactive for one (vs. Oak., 12/30), rushing four times for 17 yds. (4.3) with a long of 8, which came vs. Sea. (12/9). He also caught six passes for 45 yds. (7.5) with a long of 9. Coleman played in his first game at Mia. (12/2) and had the best receiving day of his career with four catches for 32 yds. (8.0) and a long of 9, while rushing for nine yds. on two carries (4.5).

2000: Coleman played in nine games (Gms. 2, 5, 7, 11-16) and rushed 54 times for 183 yds. (3.4) with a long of 24 and one touchdown, while adding one reception for 5 yds. His longest run of the season (24 yds.) came vs. S.F. (12/23) and went for his first NFL touchdown to give Denver a 10-0 lead. Coleman's 52 yds. on the day were his season high, while his most rushing attempts (14) came at S.D. (10/8). His one reception (5 yds.) also came at S.D. Coleman sprained his foot in the game and was declared inactive (Sun.) the next week vs. Cleve. (10/15). He played again at Cin. (10/22), then was inactive at the Jets (11/5) and vs. Oak. (11/13) before playing in each of the final six games. Coleman was signed to the active roster from the practice squad Sat., Sept. 9, and played in his first NFL game the next day vs. Atlanta (9/10), rushing seven times for 21 yds. (3.0) with a long of 9. He then returned to the practice squad (waived 9/12; signed 9/13) for three weeks before being re-signed to the active roster Oct. 4. Coleman saw action in a reserve role and on special teams in the AFC Wild Card Game at Balt. (12/31). He wore No. 46 during his rookie season before switching to No. 21 prior to the 2001 season.

COLLEGE: Coleman played collegiately at Stephen F. Austin State, where he appeared in 40 games (26 starts) and rushed for 2,755 yards on 509 attempts (5.4 avg.) and scored 23 touchdowns. He also caught 42 passes for 399 yards (9.5 avg.) and four more scores, while adding 66 punt returns for 792 yards (12.0 avg.) and two touchdowns and 21 kickoff returns for 405 yards (19.2 avg.). Coleman had 929 yards rushing as a senior and scored 16 touchdowns.

PERSONAL: Coleman was an All-District 20-5A and All-Fort Bend County running back at Elkins High School in Missouri City, Texas, where he gained 986 yards and scored 10 touchdowns on 158 carries (6.2 avg.) his senior year. Coleman also lettered in track as a shot-put thrower. He was a hospitality administration major at Stephen F. Austin. KaRon's father, Ronnie, played eight seasons for the Houston Oilers. Coleman was born May 22, 1978 in Missouri City, Texas. He and his wife, Jasmine, have a son, KaRon, Jr. (3/27/01), and reside in Greenwood Village, Colo.

COLEMAN'S REGULAR SEASON RECORD

Year	Club	RUSHING					RECEIVING				SCORING								
		G	S	No.	Yds.	Avg.	LG	TD	No.	Yds.	Avg.	LG	TD	TD	TDr	TDp	TDrt	2pt	Pts.
2000	Denver	9	0	54	183	3.4	24t	1	1	5	5.0	5	0	1	1	0	0	0	6
2001	Denver	4	0	4	17	4.3	8	0	6	45	7.5	9	0	0	0	0	0	0	0
CAREER TOTALS		13	0	58	200	3.4	24t	1	7	50	7.1	9	0	1	1	0	0	0	6

COLEMAN'S POSTSEASON RECORD

Year	Club	RUSHING					RECEIVING				SCORING								
		G	S	No.	Yds.	Avg.	LG	TD	No.	Yds.	Avg.	LG	TD	TD	TDr	TDp	TDrt	2pt	Pts.
2000	Denver	1	0	0	0	0.0	0	0	0	0	0.0	0	0	0	0	0	0	0	0

COLEMAN'S SINGLE-GAME HIGHS

(Postseason in parenthesis)

Most rushes — 14 at San Diego, 10/8/00 (none). **Most rushing yards** — 52 vs. San Francisco, 12/23/00 (none). **Longest rush** — 24 (TD) vs. San Francisco, 12/23/00 (none). **Most rushing TDs** — 1 vs. San Francisco, 12/23/00 (none). **Most receptions** — 4 at Miami, 12/2/01 (none). **Most receiving yards** — 32 at Miami, 12/2/01 (none). **Longest reception** — 9 at Miami, 12/2/01 (none).



LIONEL DALTON  **DEF. TACKLE**
6-1 • 309 • 5TH YR. • EASTERN MICHIGAN

BORN: February 21, 1975 in Detroit, Mich.
HIGH SCHOOL: Cooley High School, Detroit, Mich.
RESIDES: Aurora, Colo.
ACQUIRED: Unrestricted Free Agent (Baltimore), 2002
PRO YEAR: 5th • **YEAR WITH BRONCOS:** 1st
NFL GAMES PLAYED/STARTED: 50/6 • **POSTSEASON:** 6/0

94

Lionel Dalton is a hustling, aggressive player who will bring that attitude to the Broncos' defensive line in 2002. Dalton, who entered the league as an undrafted rookie free agent, has shown steady improvement each season in the NFL and is ready to assume a starter's role. Entering his fifth NFL season, Dalton has appeared in 50 games (six starts) and made 98 tackles (54 solo), including one sack (-2), and added two passes defended and two forced fumbles. In six postseason games, including Baltimore's 34-7 win over the Giants in Super Bowl XXXV, Dalton has posted six tackles (5 solo). He spent the first four years of his career with the Ravens.

OFF THE FIELD

Lionel, nicknamed "Jelly" in college, walks his dog on a treadmill in his home if the weather is too cold.

2001: Dalton played in all 16 games, with three starts, for Baltimore and recorded 29 tackles (15 solo), including three four-tackle games. His first came in the opener vs. Chicago (9/9), and included one solo stop. He also had four tackles (2 solo) vs. Cleve. (11/18) and vs. Ind. (12/2) (2 solo) in his first start of the season. In the latter contest he replaced the injured Sam Adams (knee). Dalton also had three three-tackle games on the year, and posted at least one stop in 14 of the 16 games. He also played in both of Baltimore's playoff contests and contributed one assisted tackle, which came in Baltimore's 27-10 Divisional Playoff loss at Pittsburgh..

2000: Dalton played an integral role on a defense that set a 16-game NFL season record by allowing only 165 points and 970 yards rushing. He played in all 16 games, making one start, and posted a career-high 33 tackles (21 solo) along with two pass breakups. Dalton's one start came on Oct. 29 vs. Pittsburgh, when he replaced the injured Tony Siragusa (calf) at right defensive tackle, and he responded with a season-high six tackles. He also had six tackles (5 solo) at Wash. (10/15) as he played most of the game in place of Sam Adams, who left the contest after the fourth play because of a groin injury. Dalton added five solo tackles in the Ravens' four-game postseason run that concluded with a victory over the Giants in Super Bowl XXXV in Tampa, Fla. He had

two tackles in a Divisional Playoff win at Tennessee and a solo stop each in the AFC Championship Game at Oakland and the Super Bowl.

1999: Dalton played in 16 games, and made two starts, for Baltimore. He posted 32 tackles (16 solo), including one sack (-2), and forced a fumble. Dalton's first career sack came in a shutout victory over Cincinnati (12/26) and was one of his four tackles in the game, as the defense held Corey Dillon 27 rushing yards. He made his first career start at right defensive tackle vs. Cleve. Sept. 26, substiting for the injured Tony Siragusa (ankle). A week later he replaced Siragusa again (knee) in a start at Atlanta (10/3) and made four tackle, including one for a loss.

1998: Dalton, an undrafted rookie free agent, played in two games and recorded four tackles (2 solo). He forced a fumble against Barry Sanders and the Lions (12/27) and added two tackles. Dalton saw his first NFL action the week before against Chicago (12/20) and recorded two tackles. Dalton, the only rookie free agent to make the Ravens' roster that year, was inactive for the season's first 14 games.

COLLEGE: Dalton was a three-year letterman and two-year starter at Eastern Michigan, where he twice earned All-Mid American Conference honors and was selected co-Defensive MVP for the Eagles as a senior in 1997. He was selected after the season to play in the Hula Bowl All-Star Game, on the strength of a stellar season in which he recorded 46 tackles (23 solo) and two fumble recoveries while fighting through constant double- and triple teams as the top performer on the Eagles' defensive line. His junior year numbers were even better as he made 62 tackles. Dalton posted 116 tackles (58 solo) in his career, including four sacks, and recovered two fumbles. He was named Defensive Eagle of the Week five times in his career. Dalton also competed in track and field, and as a sophomore broke the school record for the shot put (56'-2"). He was a communications major.

PERSONAL: A native of Detroit, Mich., Dalton was a first-team all-state selection at Cooley High School. He also earned all-state honors in track and field. He was named first-team Class AA All-State and All-Public School League by the *Detroit Free Press*. Dalton was also first-team All-Metro Detroit and second-team All-Metro by the *Detroit News*. He was involved in a variety of community relations events while in Baltimore and is also a member of the Phi Beta Sigma fraternity. Not only do Dalton's hobbies include playing video games and dancing, but he also plays the cello. His nickname is "Jelly." Lionel Deshaun Dalton was born Feb. 21, 1975 in Detroit, Mich. He and his wife, Kim, were married this past spring, and make their home in Aurora, Colo.

DALTON'S REGULAR SEASON RECORD

Year	Club	G	S	UT	A	TT	S-Yds.	I-Yds.	PD	FF	FR	TD-Int	TD-FR	S	Pts.
1998	Baltimore	2	0	2	2	4	0-0	0-0	0	1	0	0	0	0	0
1999	Baltimore	16	2	16	16	32	1-2	0-0	0	1	0	0	0	0	0
2000	Baltimore	16	1	21	12	33	0-0	0-0	2	0	0	0	0	0	0
2001	Baltimore	16	3	15	14	29	0-0	0-0	0	0	0	0	0	0	0
CAREER TOTALS		50	6	54	44	98	1-2	0-0	2	2	0	0	0	0	0

DALTON'S POSTSEASON RECORD

Year	Club	G	S	UT	A	TT	S-Yds.	I-Yds.	PD	FF	FR	TD-Int	TD-FR	S	Pts.
2000	Baltimore	4	0	5	0	5	0-0	0-0	0	0	0	0	0	0	0
2001	Baltimore	2	0	0	1	1	0-0	0-0	0	0	0	0	0	0	0
CAREER TOTALS		6	0	5	1	6	0-0	0-0	0	0	0	0	0	0	0

PILING UP THE POINTS

Through the 2001 season, the Broncos have scored 13,378 points in 42 seasons of play and 628 regular season games (318 per season; 21.3 per game). The 10,000th point in franchise history was scored Oct. 31, 1993 by running back Robert Delpino when he plunged into the end zone from one yard out in the third quarter of Denver's 28-17 win over Seattle. The total was at 9,997 points before the touchdown. At Denver's current seasonal pace, the club will score its 15,000th point sometime during the 2007 season. The 13,000th point was scored in 2000.



TERRELL DAVIS  **RUNNING BACK**

5-11 • 210 • 8TH YR. • GEORGIA

BORN: October 28, 1972 in San Diego, Calif.
HIGH SCHOOL: Lincoln Prep High School, San Diego, Calif.
RESIDES: Aurora, Colo.
ACQUIRED: Draft #6b (196th overall), 1995
PRO YEAR: 8th • **YEAR WITH BRONCOS:** 8th
NFL GAMES PLAYED/STARTED: 78/77 • **POSTSEASON:** 8/8

30

OFF THE FIELD

Terrell created the Terrell Davis Salute the Kids Foundation in 1999 to benefit children in need in both Denver and his hometown of San Diego. The foundation has many annual charity events that raise money to support programs that promote and develop the academic, recreational, psychological and physical well-being of children. Throughout the regular season the Salute the Kids Foundation selects 10 children to attend a Broncos home game. The children are selected through various organizations such as the YMCA, Boys & Girls Club and Outreach Program for the Homeless.

Terrell Davis, whose first four NFL seasons were as spectacular and accomplished as those of any running back in pro football history, took a positive step toward returning to that form by finishing last season with starts in each of the final five games. It marked the first time since the end of the 1998 season that Davis had been able to stay injury-free and play in more than four consecutive games, and in that span he averaged 4.7 yards per carry and 89.4 yards per game. His comeback, and his perseverance through adversity, prompted his teammates to nominate him for the 2001 Ed Block Courage Award. With an entire offseason devoted to strength and conditioning—rather than the rehabilitation that has dominated his previous two offseasons—Davis appears ready to return to the form that made him one of the NFL's most feared offensive weapons from 1995-98. He was limited to just nine games over the course of the 1999-2000 seasons due to knee and lower leg injuries, and was able to play in just three of the Broncos' first 11 games last year before regaining his health and catching his stride in Week 12. Davis' 1999 season was reduced to just four games because of a torn right anterior cruciate ligament and a partially torn medial collateral ligament, as well as cartilage damage. He manged just five games (four starts) in 2000 because of ankle and lower leg injuries that began in the opening game and hounded him throughout the season. Last year Davis underwent a right knee scope after Week 1 and a left knee scope after Week 9, missing a total of eight games in the process. Prior to the injuries, Davis was clearly at the top of his game and was arguably the league's most outstanding player, coming off a 1998 season in which he was voted the National Football League's Most Valuable Player by the Associated Press, as the Broncos claimed their second straight World Championship. Davis, MVP of Super Bowl XXXII, is one of just nine players in NFL history to win both League and Super Bowl MVP honors in his career, joining Bart Starr, Terry Bradshaw, Marcus Allen, John Elway, Joe Montana, Steve Young, Emmitt Smith and Kurt Warner. He is still on a path that has him poised to make a run at every significant rushing record in the game, all the while maintaining an active role in the Denver community, and a nationwide effort to improve the lives of America's youth through his Terrell Davis Salute the Kids Foundation and his support of Pop Warner football.

Davis led the AFC in rushing for three straight seasons, from 1996-98, and won his first NFL rushing title in '98 after finishing second behind Detroit's Barry Sanders for two years prior. He set the all-time NFL record for most rushing yards gained (2,476) in a regular and postseason combined in 1998, after setting the mark for combined attempts (495) in 1997. Davis also owns the best postseason per-rush (5.6) and per-game (142.5) averages in NFL history, while holding the third best per-game average for regular season play (97.5; Jim Brown is No. 1 at 104.3 and Barry Sanders is No. 2 at 99.8). **Here is a look at some of Davis' more prominent career statistical notes after seven seasons:**

- Just 78 games into his NFL career (77 starts), Terrell Davis is the Broncos' all-time leading rusher, with 7,607 yards. He is also the franchise record-holder for rushing attempts (1,655), rushing touchdowns (60) and total touchdowns (65) and ranks second in career rushing average (4.6).

1998 NATIONAL FOOTBALL LEAGUE MOST VALUABLE PLAYER

Terrell Davis was voted the National Football League's 1998 Most Valuable Player by the Associated Press, becoming the second Broncos player ever to win the award. John Elway was MVP in 1987. Davis earned the award by posting just the fourth 2,000-yard season in NFL history, with a franchise-record 2,008 and 23 total touchdowns. He was the 13th running back to claim the award and only the fourth running back in the previous 13 years to earn the most coveted individual award in professional football.

- Davis has 169 receptions for 1,280 yards (7.6 avg.) and five touchdown receptions.
- He holds the franchise record for total yards from scrimmage (8,887) and ranks third in combined yards (also 8,117).
- Davis holds or shares 56 team records (21 in the postseason), including most points scored in a season (138 in 1998), most total yards from scrimmage in a season (2,225 in 1998), most rushing yards in a season (2,008 in 1998), most rushing touchdowns in a season (21 in 1998), most touchdowns in a season (23 in 1998), most rushing attempts (31) and rushing yards (184) in a postseason game, and most rushing and total touchdowns (3) in a postseason game.
- Davis also has the most career rushing yards in postseason play by a Bronco (871) and the most rushing and total touchdowns in postseason play by a Bronco (11).
- In 1998 Davis earned the Associated Press NFL Most Valuable Player Award, only the second Bronco (John Elway in 1987) to do so, and became just the eighth player in NFL history (now one of nine) to win both the NFL MVP and Super Bowl MVP awards during their careers.
- Davis reached the 6,000-yard rushing plateau faster than any player in Broncos' history, and third-fastest in NFL history. He also reached 7,000 total yards from scrimmage mark faster than any other Denver player, and second-fastest in NFL history.
- Davis ranks No. 1 all-time in 100-yard rushing games in the regular season by a Bronco (34), recording his 30th in just his 59th NFL contest (12/13/98) after notching his 25th in just his 50th NFL contest (10/11/98). Only three running backs in NFL history posted 30 100-yard rushing games more quickly than Davis.
- Davis is one of only three players to rush for 6,000 yards in his first four seasons and ranks third in all-time rushing yards in the first four seasons of an NFL career.
- Davis is one of only seven players to rush for 1,000 yards in each of his first four NFL seasons, and in 1998 became only the second player in NFL history with three straight 1,500-yard rushing seasons, as well as the second player to ever have three such seasons in his first four years in the NFL.
- One of Davis' most notable accomplishments was becoming the lowest-drafted player to rush for 1,000 yards in his first season (undrafted Dominic Rhodes of Indianapolis has now topped that with a 1,000-yard rookie season in 2001). Davis posted a 1,117-yard rookie season in 1995 after being taken by the Broncos in the sixth round with the 196th overall pick.

NFL MVP & SUPER BOWL MVP

With his Associated Press Most Valuable Player award for the 1998 season, Terrell Davis became the eighth different player (it has happened nine times) to be named both League and Super Bowl MVP during their careers. Davis joins former Broncos quarterback John Elway to make Denver one of only two clubs to have multiple players accomplish the feat (San Francisco: Joe Montana and Steve Young).

ASSOCIATED PRESS AND SUPER BOWL MVP WINNERS

PLAYER (TEAM AND POS.)	AP MVP SEASON(S)	SUPER BOWL MVP SEASON(S)
Bart Starr (Green Bay QB)	1966	1966
Terry Bradshaw (Pittsburgh QB)	1978	1978
Marcus Allen (L.A. Raiders RB)	1985	1983
John Elway (Denver QB)	1987	1998
Joe Montana (San Francisco QB)	1989-90	1981, '84, '89
Steve Young (San Francisco QB)	1992, '94	1994
Emmitt Smith (Dallas RB)	1993	1993
Terrell Davis (Denver RB)	1998	1997
Kurt Warner (St. Louis Rams QB)	1999	1999

*Gino Marchetti (1958), Norm Van Brocklin (1960), Paul Hornung (1961) and Jim Taylor (1962) all won League MVP and NFL Championship Game MVP before there was a Super Bowl.

DAVIS' PER-GAME AVERAGE RANKS THIRD ALL-TIME

Terrell Davis' career rushing average of 97.5 yards-per-game ranks No. 3 in NFL history, behind only Hall-of-Famer Jim Brown and future Hall-of-Famer Barry Sanders. Here's a look at the top three:

TOP THREE ALL-TIME PER-GAME RUSHING AVERAGES

PLAYER	YDS./GM.	YEARS PLAYED
1. Jim Brown	104.3	1957-65
2. Barry Sanders	99.8	1989-98
3. Terrell Davis	97.5	1995-present

In just three years of participation in the postseason, Davis has already re-written the Broncos postseason record book, laying claim to 21 franchise records (56 overall). **Here is a look at Davis' postseason franchise records:**

- Most rushing attempts (32) and yards (199) in a game; most rushing TDs and total TDs in a game (3); longest run from scrimmage (62); most rushing and total TDs for a career (12); most total yards from scrimmage in a game (206); most total yards from scrimmage in a career (1,271); most points scored in a single postseason (48); most points scored in a career (74); most rushing yards in one year's postseason games (581); most rushing yards in a career (1,140); most 100-yard rushing games (7); most consecutive 100-yard rushing games (7); most consecutive games scoring a touchdown (7); most consecutive 20-carry performances (7); most two-point conversions in a single postseason (1); and most two point conversions in a career (1).

What is most amazing is that it took him only four postseason games to pass Sammy Winder's 461 career rushing yards (11 games). Also, Davis is the only AFC rushing leader in the 36-year history of the Super Bowl to be on the winning side in a Super Bowl game, doing so in Super Bowls XXXII and XXXIII. A conference leader has only made it to the Super Bowl nine times, with Emmitt Smith (Dallas in 1992, '93 and '95) and Davis being the only leaders to win the game. Larry Brown (Washington in 1972), Thurman Thomas (Buffalo in 1990, '91 and '93) and Jamal Anderson (1998) are the only other conference rushing champions to make it to the Super Bowl. Davis was drafted by Denver 196th overall in the sixth round of the 1995 NFL Draft.

2001: Davis started all eight games in which he played and rushed for a team-leading 701 yds. on 167 carries (4.2) with a long of 57, while also catching 12 passes for 69 yds. (5.8) with a long of 16. He was chosen by his teammates as the Broncos' 2001 nominee for the Ed Block Courage Award, given to a player who has overcome significant adversity to return to the playing field. Davis became the franchise record-holder for career rushing attempts in the season finale at Ind. (1/6), passing Floyd Little (1,641) on his fifth carry of the game, a 4-yard gain in the 1st qtr. He finished the season with 1,655 career carries. For the day Davis carried the ball 18 times for 82 yards (4.6), with a long of 13, and passed Frank Tripucka (7,651) for third place in franchise history in total offense (passing and rushing), finishing the season at 7,607 for his career. In five consecutive starts to close the season Davis rushed for 447 yds.—an avg. of 89.4 yds. per game, which would project to 1,430 yds. over an entire season. It was his best five-game stretch in the regular season since the final five gms. of 1998 (516 yds.; avg. of 103.2). Davis had continued his steady pace vs. Oak. (12/30), rushing 18 times for 89 yards (4.9) to raise his career total in yards-from-scrimmage (rushing and receiving) to a franchise-record 8,805, passing Floyd Little (8,741). Beset by injuries for much of the past three seasons, his start at K.C. (12/16) marked the first time since Wks. 2-4 of the 1999 campaign that Davis started in three consecutive games. He played in his 75th career game vs. Sea. (12/9), rushing for 109 yds. on 19 carries (5.7) with a long of 57. He also caught two passes for eight yards. The 57-yd. scamper was his longest rush since a 70-yd. run at Seattle on 10/11/98, and helped propel him to his second 100-yd. game of the season, while extending his franchise record to 34 (reg. season). He started his fourth game of the season at Mia. (12/2), returning after a two-week layoff following arthroscopic surgery on his left knee, and

NFL'S LEADING TOUCHDOWN SCORERS, 1995-2001

PLAYER	TEAM	1995	1996	1997	1998	1999	2000	2001	TOTAL
1. Marshall Faulk	Ind./St. Louis	14	7	8	10	12	26	21	98
2. Emmitt Smith	Dallas	25	15	4	15	13	9	3	84
3. Cris Carter	Minnesota	17	10	13	12	13	9	6	80
4. Curtis Martin	N.E./N.Y.J.	15	17	5	9	5	11	10	72
5. Terrell Davis	Denver	8	15	15	23	2	0	0	65
6. Ricky Watters	Phil./Sea.	12	13	7	9	7	9	1	58

DENVER BRONCOS CAREER RUSHING LEADERS

MOST RUSHING ATTEMPTS			MOST RUSHING YARDS			MOST TOTAL YDS. FROM SCRIM.		
PLAYER	YEARS	ATT.	PLAYER	YEARS	YDS.	PLAYER	YEARS	YDS.
1. Terrell Davis	1995-2001	1,655	1. Terrell Davis	1995-2001	7,607	1. Terrell Davis	1995-2001	8,887
2. Floyd Little	1967-75	1,641	2. Floyd Little	1967-75	6,323	2. Floyd Little	1967-75	8,741
3. Sammy Winder	1982-90	1,493	3. Sammy Winder	1982-90	5,428	3. Shannon Sharpe	1990-99	6,992

rushed for 97 yds. on 20 carries (4.9). Davis suffered a tear of the lateral meniscus cartilage in his left knee vs. S.D. (11/11) and underwent arthroscopic surgery Nov. 12. He was declared inactive at Dal. (11/22) and vs. Wash. (11/18). Davis' 33 carries vs. S.D. (11/11) tied for the third-most in a single game in his career, and tied for his second-highest total in a non-overtime game (42 carries in an OT win at Buf., 10/26/97; 34 at K.C., 11/16/97 and 33 at NYJ, 11/5/00). He finished the game vs. the Chargers with 83 rushing yds. and added 36 more on a season-high five receptions, but suffered the cartilage tear that would keep him out of the next two games. Davis missed six games (Wks. 2-7) after undergoing arthroscopic surgery on his right knee Sept. 20. In his return, at Oak. (11/5) Davis rushed for 70 yds. on 17 carries (4.5) and caught one pass for 16 yds., his longest of the season. Davis started the opener vs. the Giants (9/10) in his first game since November 13, 2000 and rushed for 101 yds. and a touchdown on 21 carries (4.8), moving into second place on the Broncos career rushing attempts list, ahead of Sammy Winder (1,493). Davis, who became the first Bronco to top the 7,000-yd. rushing mark for a career in the game, also had a catch for four yds.

2000: Davis played in five games and started four, rushing for 282 yds. on 78 carries (3.6) with a long of 24 and two touchdowns. An ankle/foot injury sustained in the season opener at St. Louis (9/4) hampered Davis through the first half of the season, keeping him out of five of the next seven games (vs. Atl., 9/10; at Oak., 9/17; at S.D., 10/8; vs. Cleve., 10/15 and at Cin., 10/22). He started the next two games (at the Jets, 11/5 and vs. Oak., 11/13) then returned to the inactive list for the final six games and Denver's AFC Wild Card Playoff Game at Balt. (12/31) after developing a stress reaction in his left lower leg. He wore a protective boot for the final four weeks of the regular season and the Broncos' one postseason week. Prior to the injury Davis returned to action Nov. 5 at the Jets after missing three full games (Wks. 6-8) and looked to be in midseason form with 33 carries for 115 yds. (3.5) and a touchdown in Denver's 30-23 win. Davis' 33 carries were the third-most of his career (second most for a non-overtime game) and his most since Nov. 16, 1997 at K.C. (34). It was the 32nd regular season 100-yd. rushing game of Davis' career, and the first since Dec. 27, 1998 vs. Sea. (last overall was Super Bowl XXXIII vs. Atl., 1/31/99, 25-102). Davis

TERRELL DAVIS IN THE BRONCOS' RECORD BOOKS

BRONCOS ALL-TIME TOP FIVE SINGLE-SEASON RUSHING AND TOTAL YARDAGE LEADERS

RUSHING					TOTAL YARDAGE					
PLAYER	YEAR	YDS	ATT	TD	PLAYER	YEAR	YDS	RUSH	REC	TD
1. Terrell Davis	1998	2,008	392	21	1. Davis	1998	2,225	2,008	217	23
2. Terrell Davis	1997	1,750	369	15	2. Davis	1997	2,037	1,750	287	15
3. Terrell Davis	1996	1,538	345	13	3. Davis	1996	1,848	1,538	310	15
4. Mike Anderson	2000	1,487	297	15	4. Armstrong	1974	1,812	1,407	405	12
5. Otis Armstrong	1974	1,407	263	9	5. Anderson	2000	1,656	1,487	169	15

*also franchise single-season records

BRONCOS ALL-TIME SINGLE-SEASON TOUCHDOWN LEADERS, TOTAL AND RUSHING

TOTAL TDs		RUSHING TDs	
PLAYER	TOTAL TDs	PLAYER	RUSHING TDs
1. Terrell Davis, 1998	23	1. Terrell Davis, 1998	21
2. Terrell Davis, 1997	15	2. Terrell Davis, 1997	15
Terrell Davis, 1996	15	Mike Anderson, 2000	15
Mike Anderson, 2000	15	4. Terrell Davis, 1996	13
5. Anthony Miller, 1995	14	5. Floyd Little, 1973	12
Sammy Winder, 1986	14		

BRONCOS ALL-TIME TOP FIVE SINGLE-GAME RUSHING AND TOTAL YARDAGE LEADERS

RUSHING					TOTAL YARDAGE				
PLAYER, OPP. (DATE)	ATT	YDS	TD	PLAYER, OPP. (DATE)	YDS	RUSH	REC	TD	
1. Mike Anderson at N.O. (12/3/00)	37	251*	4	1. Anderson at N.O. (12/3/00)	256	251*	5	4	
2. Terrell Davis vs. Cin. (9/21/98)	27	215	1	2. Davis at Buf. (10/26/97)	236	207	29	1	
3. Terrell Davis at Sea. (10/11/98)	30	208	1	3. Davis vs. Cin. (9/21/97)	228	215	13	1	
4. Terrell Davis at Buf. (10/26/97)	42	207	1	4. Davis at S.D. (11/30/97)	214	178	36	1	
5. Mike Anderson at Sea. (11/26/00)	30	195	2	5. Davis vs. Balt. (10/20/96)	213	194	19	2	

*NFL rookie records

DAVIS SETS BRONCOS' 100-YARD GAME MARK FOR A SEASON

Terrell Davis' 178-yard performance against Seattle, Dec. 27, 1998, was his 11th 100-yard game of the 1998 regular season, breaking his own team record of 10 set in 1997.

MOST 100-YARD GAMES, REGULAR SEASON

PLAYER	YEAR	NO. OF GMS.
1. Terrell Davis	1998	11
2. Terrell Davis	1997	10
3. Terrell Davis	1996	7

made his second start of the season in Week 5 vs. N.E. (10/1) and rushed for 24 yds. on nine carries (2.7) with a long of 11 before aggravating his injury and leaving the game in the 2nd qtr. He returned from a two-game hiatus vs. K.C. (9/24) and played in a reserve role, rushing six times for 41 yds. (6.8) with a long of 24. Davis was active but did not play at Oak. (9/17) because of the injury, one week after being declared inactive for Denver's home opener vs. Atl. (9/10). Davis started at halfback vs. the Rams (9/4) and rushed for 34 yds. on 9 carries (3.8) with a long of 12, playing in his first game since Oct. 3, 1999. He left the game in the 2nd qtr. with the ankle injury and did not return. Davis was voted team captain for the offense by his teammates. He started all four preseason games as he began his comeback from major knee surgery 10 months earlier.

1999: Davis started the first four games of the season before tearing his right anterior cruciate ligament, partially tearing his medial collateral ligament and sustaining cartilage damage vs. the Jets (10/3). He carried 67 times for 211 yds. (3.1) with a long of 26 and two touchdowns, and caught three passes for 26 yds. (8.7) with a long of 10 before his season was abruptly ended. Davis underwent surgery Oct. 13 at the world-renowned Steadman-Hawkins Clinic, and immediately embarked upon a 4-6 month rehabilitation process.

1998: Davis turned in a performance in 1998 that ranked among the greatest of all-time by a running back, claiming Associated Press NFL MVP honors with 25 votes, topping Minnesota QB Randall Cunningham (14) and WR Randy Moss (4), as well as Atlanta RB Jamal Anderson (4). He was also named Offensive Player of the Year by AP, first-team All-NFL and a starter in his third straight Pro Bowl as the only unanimous selection on all three ballots. The NFL's rushing and touchdown-scoring champion also picked up NFL MVP accolades from *Pro Football Weekly* and the *Professional Football Writers of America*, as well as Player of the Year honors from *The Sporting News* and *Football Digest*, Offensive Player of the Year from *College & Pro Football Newsweekly* and AFC Player of the Year from *Football News*. He capped his glorious run by picking up AFC Offensive Player of the Year honors from the Kansas City 101 Club, Professional Star of the Year acclaim for the second year in a row from the San Diego Hall of Champions and an ESPY Award for Pro Football Performer of the Year after becoming just the fourth player in league history to top the 2,000-yard rushing mark in a season. In the postseason he extended his NFL-record streak of 100-yard rushing performances to seven, in leading Denver to its second straight

DAVIS HOLDS NFL SINGLE SEASON RUSHING MARKS

Terrell Davis' 1997 and 1998 regular and postseason combined totals for rushing attempts and yards rank No. 1 and No. 2 all-time for an entire season. Meanwhile, his 26 total touchdowns in 1998 rank No. 4 all-time, and his 14 100-yard games in both 1997 and 1998 tie for first all-time. Here is a look at the most outstanding seasons in NFL history in those categories:

MOST RUSHING ATTEMPTS, ENTIRE SEASON

495	Terrell Davis, Denver, 1997 (20 games)
470	Terrell Davis, Denver, 1998 (19 games)
462	John Riggins, Washington, 1983 (19 games)

MOST RUSHING TOUCHDOWNS, ENTIRE SEASON

31	Emmitt Smith, Dallas, 1995
30	John Riggins, Washington, 1983
24	Emmitt Smith, Dallas, 1994
24	Terrell Davis, Denver, 1998
23	Terrell Davis, Denver, 1997

MOST 100-YARD GAMES, ENTIRE SEASON

1.	Terrell Davis, Denver	1998	14 (11 and 3)
	Terrell Davis, Denver	1997	14 (10 and 4)
	Barry Sanders, Detroit	1997	14 (14 and 0)
4.	Jamal Anderson	1998	13 (12 and 1)
	Barry Foster, Pittsburgh	1992	13 (12 and 1)
	Eric Dickerson, L.A. Rams	1984	13 (12 and 1)

MOST RUSHING YARDS, ENTIRE SEASON

2,476	Terrell Davis, Denver, 1998 (19 games)
2,331	Terrell Davis, Denver, 1997 (20 games)
2,212	Eric Dickerson, L.A. Rams, 1984 (17 games)

MOST TOTAL TOUCHDOWNS, ENTIRE SEASON

31	Emmitt Smith, Dallas, 1995 (all rushing)
30	John Riggins, Washington, 1983 (all rushing)
27	Marshall Faulk, St. Louis, 2000 (18 rush./9 rec.)
26	Terrell Davis, Denver, 1998 (24 rush./1 rec.)
25	Emmitt Smith, Dallas, 1994 (24 rush./1 rec.)
25	Terrell Davis, Denver, 1997 (all rushing)
23	Jerry Rice, San Francisco, 1987 (1 rush./22 rec.)
23	O.J. Simpson, Buffalo, 1975 (16 rush./7 rec.)
23	Chuck Foreman, Minnesota, 1975 (14 rush./9 rec.)

DAVIS AMONG 100-YARD GAME LEADERS

With his 147-yard effort at the New York Giants Dec. 13, 1998, Terrell Davis recorded his 30th career 100-yard rushing game in just his 59th regular season contest, making him the fourth-fastest to reach that plateau among all-time NFL running backs. Here is a look at the top five:

FEWEST GAMES NEEDED TO REACH 30 CAREER 100-YARD RUSHING GAMES

PLAYER	TEAM	NO. OF GMS.
1. Earl Campbell	Houston	51
2. Eric Dickerson	L.A. Rams	53
3. Jim Brown	Cleveland	57
4. Terrell Davis	Denver	59
5. Walter Payton	Chicago	65

Davis has rushed for 100 or more yards 34 times in his regular season career, and the Broncos have posted a 30-4 record in those contests. Denver is a perfect 7-0 in the postseason when Davis rushes for 100 yards.

World Championship. Davis started at halfback in all 16 games and won his first NFL rushing title with 2,008 yards and 21 touchdowns on 392 carries (5.1), with a long of 70 (at Sea., 10/11), to become just the fourth player in league history to top the 2,000-yard rushing mark in a single season. His total ranked third-best all-time behind Hall-of-Famer Eric Dickerson's 2,105 (1984) and Barry Sanders' 2,053 (1997), and helped Davis become the Broncos' all-time career rushing leader with 6,413 yards, passing Floyd Little (6,323; 1967-75). He amassed his total in just 61 career games, giving him the best per-game rushing average in NFL history at 105.1 yards per game at the end of '98, just ahead of the only other player to average more than 100 yds. per game: Jim Brown (104.3). Davis also caught 25 passes for 217 yards (8.7) and two touchdowns in '98 to account for 2,225 total yards from scrimmage (2nd in NFL). Davis finished his fourth season with a whopping 7,594 total yards in his career, second-most ever in the first four years of a career, trailing only Dickerson (7,842). Davis' 23 total TDs were the most by a Bronco in a single season, and tied for third-most in NFL history (Jerry Rice, 1987 and O.J. Simpson, 1975) behind Emmitt Smith's 25 (1995) and John Riggins' 24 (1983). He shattered his previous club record of 15 set in 1996 (13 rush./2 rec.) and '97 (15 rush.), and his 21 rushing TDs also represent a team record, six better than the 15 he scored in 1997. In all for 1998, Davis set franchise single-season records for attempts (392), yards (2,008), rushing TDs (21), total TDs (23), total yards from scrimmage (2,225), total combined yards (also 2,225—that total includes returns), scoring (138) and 100-yd. games (11), conquering several more new categories in the Broncos' record book. Davis finished the season with 61 total touchdowns for his career (in 61 games), more than any other Bronco in history (Floyd Little, 54, 1967-75), and scored more touchdowns in the first four years of an NFL career than any other player (Marcus Allen—58). He also scored more rushing touchdowns per game (.918; 56 in 61 gms.) for his career than any other player in history. Davis became just the third player in NFL history to reach the 1,000-yd. plateau in the first seven games (1,001) of a season, matching Hall of Famers Jim Brown (Cleve., 1958) and O.J. Simpson (1973 and '75), and is the second back in NFL history to string together three straight 1,500-yd. rushing seasons (Barry Sanders, 1994-97). He recorded his third 1,500-yd. season in just his fourth year, tying Dickerson for fastest in league history to post such a total. In games 2-8 he put together a franchise-record streak of seven 100-yd. rushing performances. Davis in 1998 led the NFL in rushing yards, touchdowns, rushing touchdowns, first downs (112) and points (138), and ranked second in total yards from scrimmage (2,225). He was named AFC Offensive Player of the Month for September (94-489-5.2-63t-6 in four games) and October (81-512-6.3-70-6), the third and fourth

TOPPING THE CENTURY MARK — AGAIN AND AGAIN

Terrell Davis' 149-yard rushing performance at Cincinnati, Nov. 1, 1998, extended his own team record for consecutive 100-yard games to seven. Separately, he has an NFL-record seven-game streak of 100-yard performances in the postseason.

MOST CONSECUTIVE 100-YARD RUSHING GAMES BY A BRONCO

PLAYER, YEAR	100-YARD GMS.	DATE, OPPONENT (YARDS)
Terrell Davis, 1998	7	9/13 vs. Dal. (191); 9/20 at Oak. (104); 9/27 at Was. (119); 10/4 vs. Phi. (168); 10/11 at Sea. (208); 10/25 vs. Jax. (136); 11/1 vs. Cin. (149)
Terrell Davis, 1997-99*	7	12/27/97 vs. Jax. (184); 1/4/98 at K.C. (101); 1/11/98 at Pitt. (139); 1/25/98 vs. G.B. (157); 1/9/99 vs. Mia. (199); 1/17/99 vs. N.Y.J. (167); 1/31/99 vs. Atl. (102)
Terrell Davis, 1997	4	10/26 at Buf. (207); 11/2 vs. Sea. (101); 11/9 vs. Car. (104); 11/16 at K.C. (127)
Terrell Davis, 1997	4	8/31 vs. K.C. (101); 9/7 at Seattle (107); 9/14 vs. St. Louis (103); 9/21 vs. Cin. (215)
Terrell Davis, 1996	4	9/8 at Sea. (111); 9/15 vs. T.B. (137); 9/22 at K.C. (141); 9/29 at Cin. (112)
Bobby Humphrey, 1990	4	9/16 vs. K.C. (132); 9/23 vs. Sea. (129); 9/30 at Buf. (177); 10/8 vs. Cleve. (106)
Otis Armstrong, 1974	4	11/24 at Oak. (146); 11/28 at Det. (144); 12/8 vs. Hou. (183); 12/15 at S.D. (142)

*denotes postseason streak

DIALING LONG DISTANCE FOR SIX

On Sept. 13, 1998, Terrell Davis had 59- and 63-yard touchdown runs on consecutive carries in the first quarter. It marked just the third time in NFL history that a player has posted two scoring runs of 50 yards or longer in the same quarter:

LONG-DISTANCE TOUCHDOWN RUNS IN THE SAME QUARTER

PLAYER	TEAM AND OPPONENT	DATE	LENGTH OF TOUCHDOWN RUNS
Cliff Battles	Washington vs. Pittsburgh	Oct. 17, 1937	60- and 72-yard TDs in 4th quarter
LeShon Johnson	Arizona vs. New Orleans	Sept. 22, 1996	56- and 70-yard TDs in 4th quarter
Terrell Davis	Denver vs. Dallas	Sept. 13, 1998	63- and 59-yard TDs in 1st quarter

such awards of his career (Sept. 1996 and '97), and earned four AFC Offensive Player of the Week awards (Wks. 2, 5, 8 and 17; 4th, 5th, 6th and 7th of his career), while also garnering a Miller Lite NFL Player of the Week honor (Week 2). Davis was outstanding in Week 2 vs. Dallas, rushing for 191 yards and three touchdowns on 23 carries (8.3), including touchdown runs of 59 and 63 yds. to earn both AFC Offensive Player of the Week and Miller Lite NFL Player of the Week honors. The 191-yard rushing total ranked sixth on his personal single-game ledger, and the two long runs—which came on successive plays—stand as the fourth-longest (63) and sixth-longest (59) of his career (7 of his top 9 have gone for touchdowns), and made him just the third player in NFL history to post two scoring runs of 50 yards or longer in the same quarter (Cliff Battles, Wash. vs. Pitt., 10/17/37, 60 & 72 yds. in 4th qtr.; LeShon Johnson, Ariz. vs. N.O., 9/22/96, 56 & 70 yds. in 4th qtr.). Davis' 138 yards in the first quarter (best one-quarter total of his career) vs. Dallas (9/13) gave him his second career 100-yd. quarter, en route to his seventh career 100-yd. half (154). His three rushing touchdowns tied the franchise record and moved him past Sammy Winder (39) into second place on the Broncos all-time rushing touchdowns list. He set a franchise record vs. Dallas by scoring a rushing touchdown for the sixth straight game, besting the previous record of five that he shared with Winder (Davis—'97, Winder—'85). Davis' first two touchdowns of the season came in the season-opener vs. New England (9/7) on a 9-yard run in the second quarter that gave Denver a 17-0 lead, and a 1-yard run in the fourth quarter for a 27-14 margin. In that game he passed Otis Armstrong (4,453 yds.) to move into third place on Denver's all-time rushing list. He went over 100 yds. again at Oakland (9/20) with 28 carries for 104 yds (3.7), and moved past Otis Armstrong (1,023) for third on the Broncos' all-time list for rushing attempts. He then went over the century mark again the next week at Washington (9/27) with 119 on 21 carries (5.7), including a 42-yd. touchdown run that ranked at the time as his seventh-longest rush from scrimmage. The score came in the third quarter to give Denver a 24-0 lead. Davis was spectacular again vs. Philadelphia (10/4), posting his 24th career 100-yd. game with 168 yards and two touchdowns on 20 carries—all in the first half—to earn AFC Offensive Player of the Week honors for the fifth time in his career. He did not play in the second half with the game comfortably in hand. Davis gained 120 yards and scored both touchdowns (20- and 1-yd. runs) in the first quarter—his third career 100-yd. qtr.—and had reached 168 yds. by halftime to post a new career high for a half before resting for the remainder of the contest. Davis' two rushing touchdowns moved him into a tie with Floyd

DAVIS' 1998 REGULAR SEASON RUSHING TOTAL RANKS AMONG BEST ALL-TIME

Terrell Davis' 1998 season will be one to remember for a long time in Denver, as he produced more total yards from scrimmage, rushing yards, attempts and touchdowns than any player in a season in franchise history. His rushing total of 2,008 yards ranks No. 3 all-time in a single season by any back, and No. 1 all-time by an AFC back. He also holds the No. 15 spot on the list:

TOP SINGLE-SEASON RUSHING TOTALS IN NFL HISTORY (REGULAR SEASON)

PLAYER	YEAR	TEAM	YARDS	ATT.	AVG.	TD
1. Eric Dickerson	1984	L.A. Rams	2,105	379	5.6	14
2. Barry Sanders	1997	Detroit	2,053	335	6.1	11
3. Terrell Davis#	1998	Denver	2,008*	392*	5.1	21
4. O.J. Simpson#	1973	Buffalo	2,003	332	6.0	12
5. Earl Campbell#	1980	Houston	1,934	373	5.1	13
6. Barry Sanders	1994	Detroit	1,883	331	5.7	7
7. Jim Brown	1963	Cleveland	1,863	291	6.4	12
8. Walter Payton	1977	Chicago	1,852	339	5.5	14
9. Jamal Anderson	1998	Atlanta	1,846	410	4.5	14
10. Eric Dickerson	1986	L.A. Rams	1,821	404	4.5	11
11. O.J. Simpson#	1975	Buffalo	1,817	329	5.5	16
12. Eric Dickerson	1983	L.A. Rams	1,808	390	4.6	18
13. Emmitt Smith	1995	Dallas	1,773	377	4.7	25
14. Marcus Allen#	1985	L.A. Raiders	1,759	390	4.5	11
15. Terrell Davis#	1997	Denver	1,750Δ	369	4.7	15

*-highest in AFC history Δ-7th-highest in AFC history # AFC running backs

1,500 — 1,500 — 1,500

On Nov. 29, 1998 at San Diego, Terrell Davis surpassed the 1,500-yard rushing mark for the season, reaching that plateau for the third consecutive season — a feat previously accomplished by only Barry Sanders. By doing so in his fourth year, Davis tied Eric Dickerson as the only players in league history to rush for 1,500 or more yards three times in the first four seasons of a career:

FASTEST TO POST THREE 1,500-YARD SEASONS

PLAYER	TEAM	YEAR REACHING THIRD 1,500-YARD SEASON
1. Terrell Davis	Denver	4th
Eric Dickerson	L.A. Rams	4th
3. Emmitt Smith	Dallas	6th

Little (43) for the franchise career record, and gave him 45 total touchdowns to move ahead of Riley Odoms (44) and Lionel Taylor (44) for fourth on Denver's all-time list. In the Philadelphia contest he also became just the seventh player in NFL history to amass more than 5,000 rushing yards in the first four years of a career, and did so in his 50th NFL game to become the fourth-fastest to accomplish the feat (Eric Dickerson-45 gms., Earl Campbell-46, Jim Brown-48). He also became just the sixth Bronco ever to amass 6,000 total yards from scrimmage, doing so faster than any of the others (50 gms.). Davis posted the second-highest rushing total of his career—and the second-highest in the NFL in 1998—at Seattle in Week 6 with 208 yds. and a touchdown on 30 carries, giving him a franchise-record fifth-straight 100-yd. rushing performance. His 70-yd. scamper in the 4th qtr. was the longest non-scoring rush of his career, and his second-longest overall, helping him to his fourth career 100-yd. qtr. (122; 4th) and his ninth career 100-yd. half (135; 2nd). With one touchdown in the Seattle contest, Davis became the Broncos' all-time leader in rushing touchdowns, topping the previous record held by Little (43 from 1965-77). He kept his record-breaking form intact in his next outing vs. Jacksonville (10/25), racking up 136 yds. and a franchise-record-tying 3 TDs (3rd time with 3 rushing; 5th time with 3 total TDs) on 31 carries (4.4), as well as a career-high 76 yards on 5 receptions to record 212 total yds. from scrimmage and earn his third AFC Offensive Player of the Week award of '98 (6th of career) and seal his second straight AFC Offensive Player of the Month award (4th of career). Davis finished the day at 1,001 rushing yds. in the first 7 games of the season, tying him with Jim Brown (Cleve., 1958) and O.J. Simpson (1973 and '75) as the fastest to reach 1,000 yds. in a season. His three touchdowns also moved him past Sammy Winder (48) for second place on the Broncos' all-time career touchdown list. In the game he also passed Walter Payton to claim the fifth-highest rushing total in the first four years of an NFL career, and extended his franchise-record streak of 100-yd. games to six. Davis climbed to new heights at Cincinnati (11/1) with 149 yds. and 2 TDs on 27 carries (5.5) to move past Sammy Winder (5,428) into second place on the Broncos' all-time rushing list. He also caught one pass for 3 yds. It was Davis' seventh straight 100-yd. game, to extend his franchise-record streak, and the 27th of his career. His streak would end a week later vs. San Diego (11/8) when he tallied 69 yds. on 20 carries and 19 more on two receptions, but he still managed to make

FEWEST GAMES NEEDED TO REACH 1,000 YARDS IN A SINGLE SEASON

With his 136-yard rushing performance against Jacksonville Oct. 25, 1998, Terrell Davis became just the third player in NFL history to rush for 1,000 yards in seven games, joining the likes of Hall of Famers Jim Brown and O.J. Simpson. This feat has now been accomplished four times, twice by Simpson:

FASTEST TO 1,000 YARDS IN A SEASON BY AN NFL RUNNING BACK

PLAYER, TEAM	YEAR	NO. OF GAMES NEEDED TO REACH 1,000	RUSHING YARDS AFTER 7 GMS.	RUSHING YARDS FOR SEASON
Terrell Davis, Den.	1998	7	1,001	2,008
Jim Brown, Cleve.	1958	7	1,011	1,527
O.J. Simpson, Buf.	1973	7	1,025	2,003
O.J. Simpson, Buf.	1975	7	1,005	1,817

FASTEST TO 1,000 YARDS IN A SEASON BY A BRONCOS RUNNING BACK

PLAYER	YEAR	NO. OF GAMES NEEDED TO REACH 1,000	RUSHING YARDS FOR SEASON
1. Terrell Davis	1998	7	2,008
2. Terrell Davis	1997	8	1,750
3. Terrell Davis	1996	10	1,538
4. Olandis Gary	1999	11	1,159
5. Otis Armstrong	1974	12	1,407
6. Mike Anderson	2000	13	1,487
Terrell Davis	1995	13	1,117
Floyd Little	1971	13	1,133

DAVIS' POSTSEASON AVERAGES BEST ALL-TIME

Terrell Davis' 5.6 yards-per-carry career average in postseason play (1,140 yards on 204 carries) ranks first all-time among NFL running backs. He also possesses the NFL's best yards-per-game average in the postseason, at 142.5 (1,140 in eight games).

CAREER POSTSEASON YDS.-PER-CARRY AVG. (MIN. 600 YARDS)					CAREER POSTSEASON YDS.-PER-GAME AVG. (MIN. 5 GMS.)				
PLAYER	TEAM	GMS.	ATT.	YDS.	AVG.	PLAYER	TEAM	GAMES	YPG
1. Terrell Davis	Broncos	8	204	1,140	5.59	1. Terrell Davis	Broncos	8	142.5
2. Marcus Allen	Raiders/K.C.	16	267	1,347	5.04	2. John Riggins	Redskins	9	110.7
3. Eric Dickerson	Rams/Colts	7	148	724	4.89	3. Eric Dickerson	Rams/Colts	7	103.4

history with his two touchdowns. After a 4 yd. TD reception from Bubby Brister in the first qtr. for his first receiving TD of the year, Davis scored on a 24-yd. run in the second qtr.—his longest carry of the day—to notch his franchise-record 16th TD of the season. In Game 10 at Kansas City (11/16) on Monday Night Football, Davis carried 18 times for 111 yds. (6.2) and scored his 16th rushing touchdown of the season on his longest rush of the day (41 yds.) to set a new franchise single-season mark (15 by Davis in '97). It was also his 55th career TD (51 rush./4 rec.), making him the Broncos' all-time leader, and established a franchise record by scoring a rushing touchdown for the seventh consecutive game (previous best was Davis, 6 straight, 1997-98), despite sitting out the 4th qtr. with a mild concussion. Davis provided the spark the Broncos needed vs. Oakland (11/22), muscling his way to 162 yds. on 31 carries, including a 1-yd. TD run in the 2nd qtr., to go along with 26 yds. on three pass receptions. In the game he moved from sixth to second place on the NFL's all-time list for total yards from scrimmage in the first four years of a career (passing Thurman Thomas, Emmitt Smith, Marcus Allen and Barry Sanders), finishing the day at 7,007 (Eric Dickerson—7,428). With 110 yds. in the 1st half, Davis notched his 10th career 100-yd. half (4 of which have come in one qtr.), and with his rushing touchdown extended his franchise-record streak to eight straight games with such a score (12 rushing TDs in the 8 gms. of the streak). Davis was held to 74 yds. on 24 carries at San Diego (11/29), but went over the 1,500-yd. rushing mark for the season, giving him three straight seasons over 1,500, a feat achieved previously by just one man: Detroit's Barry Sanders (1994-97). Davis was held under 100 yds. for just the third time all season, and the second time by San Diego. He tied the franchise record for touchdowns in a game for the sixth time in his career vs. Kansas City (12/6), scoring three and rushing for 88 yds. on 24 carries, while also catching five passes (ties season high) for 45 yds. He scored on runs of 1-yd. each in the 1st, 2nd and 3rd qtrs., the latter of which was the 59th of his career, giving him more total TDs in the first four years of a career than any other player in history (Marcus Allen, 58). In the K.C. game, Davis fumbled for the first time in the regular season since Nov. 2, 1997 vs. Seattle, a span of 443 carries and 477 total touches. It was, however, the first time he had lost a fumble since Nov. 24, 1996, at Minnesota, a span of 767 carries and 836 total touches. At the Giants (12/13), Davis logged his 10th 100-yd. game of the season to tie his franchise record from 1997, and the 30th of his career, with 147 yds. on 28 carries (5.3). In so doing, Davis eclipsed his franchise record for rushing yards in a season (1,750) set the year before, finishing the day at

DAVIS' 1997 AND 1998 POSTSEASONS RANK AMONG BEST ALL-TIME

With his 30-carry, 157-yard performance against Green Bay in Super Bowl XXXII, Terrell Davis finished the 1997 postseason with 581 yards on 112 carries in four games. His attempts and rushing yardage both rank second in NFL history for a single postseason, and he scored an NFL postseason record eight touchdowns, surpassing by two the mark of six held by six other players. Davis added his name again to the list in 1998, posting the third-highest yardage total, and the highest total for a three-game postseason:

MOST RUSHING YARDS IN ONE POSTSEASON

PLAYER, TEAM	SEASON (GMS.)	ATT.	YDS.	TDs
1. John Riggins, Washington	1982 (4)	136	610	4
2. Terrell Davis, Broncos	1997 (4)	112	581	8
3. Terrell Davis, Broncos	1998 (3)	78	468	3
4. Marcus Allen, Raiders	1983 (3)	58	466	4
5. Eddie George	1999 (4)	108	449	3

MOST RUSHING TOUCHDOWNS IN ONE POSTSEASON

- 8 Terrell Davis, Denver, 1997
- 6 Emmitt Smith, Dallas, 1995
- 6 Ricky Watters, Philadelphia, 1995
- 6 Gerald Riggs, Washington, 1991
- 6 John Riggins, Washington, 1983
- 6 Franco Harris, Pittsburgh, 1975
- 6 Larry Csonka, Miami, 1973

MOST TOTAL TOUCHDOWNS IN ONE POSTSEASON

- 8 Terrell Davis, Denver, 1997
- 6 Emmitt Smith, Dallas, 1995
- 6 Ricky Watters, Philadelphia, 1995
- 6 Gerald Riggs, Washington, 1991
- 6 Jerry Rice, San Francisco, 1988
- 6 John Riggins, Washington, 1983
- 6 Franco Harris, Pittsburgh, 1975
- 6 Larry Csonka, Miami, 1973

DAVIS OWNS FIFTH-BEST POSTSEASON RUSHING GAME

With a 199-yard outburst vs. Miami in an AFC Divisional Playoff Game, Jan. 9, 1999, Terrell Davis etched his name further into the NFL record book. His performance—while also representing a Broncos postseason record—ranks fifth on the NFL's all-time postseason single-game list:

MOST RUSHING YARDS IN A POSTSEASON GAME, NFL				
PLAYER	TEAM	YARDS	OPPONENT	DATE
1. Eric Dickerson	L.A. Rams	248	Dallas	Jan. 4, 1986
2. Lamar Smith	Miami	209	Indianapolis	Dec. 30, 2000
3. Keith Lincoln	San Diego	206	Boston	Jan. 5, 1964
4. Tim Smith	Washington	204	Denver	Jan. 31, 1988
5. Terrell Davis	Denver	199	Miami	Jan. 9, 1999

1,801 with two games remaining. His 27-yd. TD with 4:08 remaining in the game gave Denver a 16-13 lead, and was his 56th career rushing TD to pass Earl Campbell and Eric Dickerson for most in the first four years of a career. In the season-finale vs. Seattle (12/27), Davis needed 170 yards to become just the fourth player in NFL history to rush for 2,000 or more yards in a single season—and delivered, with 178 yds. on 29 carries (6.1) to finish at 2,008 yds., third-best all-time (Dickerson-2,105 in 1984; Sanders-2,053 in 1997), and claim his first NFL rushing title. Davis is the second Bronco to do so, joining Otis Armstrong, who led the league with 1,407 yds. in 1974. He gained 54 yds. in the 1st qtr., 28 in the 2nd, 51 in the 3rd and 45 in the 4th, with the final, history-making yardage coming on a 15-yd. run on 2nd-and-6 from the Seahawks' 48-yd. line with 8:52 remaining in the game. Along the way he also became the Broncos' all-time leading rusher, topping Floyd Little's previous record of 6,323 yds. in the 3rd qtr. It was his franchise-record 11th 100-yd. game of the season, and tied for the fifth-highest single-game rushing total in franchise history (tied for his own fourth-highest), and earned him AFC Offensive Player of the Week honors for the fourth time in 1998. **1998 Postseason:** Davis started at halfback in all three postseason contests and rushed for 468 yards on 78 carries (6.0) to run his combined season rushing total (regular and postseason combined) to an NFL-record 2,476 yds., topping his own previous league standard of 2,331 set one year earlier. He also caught four passes for 69 yds. (17.3) with a long of 39, which came in Super Bowl XXXIII vs. Atlanta (1/31). During the 1998 postseason Davis moved up to sixth in NFL all-time postseason rushing yardage with 1,140 yards, passing Larry Csonka (891) and John Riggins (996) in the AFC Championship Game vs. the Jets (1/17). Davis' 468 rushing yards in the 1998 playoffs represent the third-highest rushing total in one postseason (John Riggins, 610 yards in 1982; Davis, 581 in 1997), and the highest for a three-game postseason. His career postseason rushing averages of 142.5 yds.-per-game and 5.6 yds.-per-attempt stood as the best in NFL history after 1998, and Davis finished the season with the record for most consecutive 100-yard rushing games in the postseason with seven, a figure that also ties him with Dallas' Emmitt Smith most total 100-yard games in the postseason. Davis now holds every major franchise postseason rushing record, and also became the all-time leader in touchdowns (12) and points scored (74). In the AFC Divisional Playoff Game vs. Miami (1/9) he set a Broncos postseason record with 199 rushing yards—the fourth-highest single-game total in NFL postseason history—on 21 carries (9.5; also a franchise record), with two touchdowns. Davis, who also caught one pass for 7 yards, was scintillating as he temporarily moved into eighth place on

DAVIS BECOMES BRONCOS' POSTSEASON RUSHING LEADER; CLIMBS NFL CHART

In just his second venture into the postseason, Terrell Davis in 1997 vaulted to the top of Denver's all-time postseason rushing chart, and climbed into ranks of the NFL's all-time postseason rushing leaders in 1998. Here is a look at the top three Broncos postseason rushers of all time, and the top six NFL postseason rushers of all-time:

BRONCOS POSTSEASON CAREER RUSHING LEADERS

PLAYER	GAMES	ATTEMPTS	YDS.	AVG.	TD
1. Terrell Davis	8	204	1,140	5.6	12
2. John Elway	22	94	461	4.9	6
Sammy Winder	11	144	461	3.2	1

NFL POSTSEASON CAREER RUSHING LEADERS

PLAYER	TEAM	YARDS	TD
1. Emmitt Smith	Dallas	1,586	19
2. Franco Harris	Pittsburgh	1,556	16
3. Thurman Thomas	Buffalo	1,442	16
4. Tony Dorsett	Dallas	1,383	9
5. Marcus Allen	L.A. Raiders/K.C.	1,347	11
6. Terrell Davis	Denver	1,140	12

DAVIS CARRIES STRING OF SEVEN STRAIGHT POSTSEASON 100-YARD GAMES INTO 2002

Terrell Davis enters the 2002 season riding an NFL-record streak of seven straight 100-yard rushing performances in postseason play:

MOST CONSECUTIVE 100-YARD POSTSEASON GAMES			
PLAYER	TEAM	YEAR(S)	CONSECUTIVE 100-YD. GMS.
1. Terrell Davis	Denver	1997-98 (current)	7
2. John Riggins	Washington	1982-83	6
3. Thurman Thomas	Buffalo	1990-91	4

He also has scored a touchdown in each of the past seven postseason games in which he's played, tied for the third-best streak in NFL history:

MOST CONSECUTIVE POSTSEASON GAMES SCORING A RUSHING TOUCHDOWN			
PLAYER	TEAM	YEAR(S)	CONSECUTIVE 100-YD. GMS.
1. Emmitt Smith	Dallas	1993-96	8
Thurman Thomas	Buffalo	1992-98	8
3. Terrell Davis	Denver	1997-98 (current)	7
John Riggins	Washington	1982-84	7
5. Franco Harris	Pittsburgh	1974-75	5
Curtis Martin	New England/N.Y. Jets	1996-98	5

the NFL's career postseason rushing list, finishing the day at 871 career yards to pass Chuck Foreman (860), Roger Craig (841) and Earnest Byner (839). Both touchdowns came in the 1st qtr. on runs of 1 and 20 yards to give Denver a 14-0 lead, and his 62-yard run on the first play of the second half was the longest postseason run in franchise history, topping his 59-yard burst in the 1997 Wild Card win over Jacksonville (12/27/97). His 21 carries made him the Broncos' all-time postseason leader in that category, finishing the day at 147 to pass Sammy Winder (144), and he had his first postseason 100-yd. half (129; 1st half). He followed that performance with 167 yards on a franchise postseason-record 32 carries (5.2) in the AFC Championship Game vs. the Jets (1/17), including a 31-yd. touchdown run in the 3rd qtr. that was his longest carry of the day. He also caught one pass for 12 yds. Davis' TD gave the Broncos a 20-10 lead en route to a 23-10 win and a repeat appearance in the Super Bowl. It also gave him a rushing TD in seven consecutive postseason games, tied for the third-longest streak in NFL history. Davis capped his brilliant season with 102 yards on 25 carries (4.1) in Super Bowl XXXIII vs. Atlanta (1/31). His longest rush went for 15 yards, and he added two catches for 50 yards, including a 39-yarder, the longest reception of his career. The 100-yd. performance was Davis' seventh in a row in the postseason, an NFL record, and his 14th in 1998 (regular and postseason combined) to tie himself and Barry Sanders (both 1997) for the NFL record. With the win, Davis also became the second player in NFL history to win the NFL rushing title and the Super Bowl in the same season (Dallas' Emmitt Smith has done it three times: 1992, 1993 and 1995).

1997: Davis took many huge steps towards being touted as the best running back the sport has seen in many years, putting up numbers never before reached by a Broncos running back—not even himself a year earlier. Among the franchise records set by Davis in 1997 were new standards for rushing yards in a season (1,750), most rushing touchdowns in a season (15), most rushing attempts in a season (369), 100-yard performances in a season (10) and total yards from scrimmage in a season (2,037). He also tied the NFL record for most two-point conversions in a year

DAVIS AMONG SUPER BOWL RECORD HOLDERS AFTER MVP PERFORMANCE

Terrell Davis returned to his hometown of San Diego for Super Bowl XXXII in January 1998 and rushed for 157 yards on 30 carries and scored three touchdowns, as Denver defeated Green Bay 31-24. He was named the game's Most Valuable Player, and set or tied three records, as detailed below:

MOST TOTAL TOUCHDOWNS IN A SUPER BOWL

1. Terrell Davis (3*), Denver vs. Green Bay, 1998
Ricky Watters (3), San Francisco vs. San Diego, 1995
Jerry Rice (3), San Francisco, vs. Denver, 1990
Jerry Rice (3), San Francisco vs. San Diego, 1995
Roger Craig (3), San Francisco vs. Miami, 1985

* All rushing, most ever in a Super Bowl

MOST RUSHING ATTEMPTS IN A SUPER BOWL

- 38 John Riggins, Washington vs. Miami, 1983
- 34 Franco Harris, Pittsburgh vs. Minnesota, 1975
- 33 Larry Csonka, Miami vs. Minnesota, 1974
- 30 Terrell Davis, Denver vs. Green Bay, 1998
- 30 Emmitt Smith, Dallas vs. Buffalo, 1994

MOST POINTS IN A SUPER BOWL

1. Terrell Davis (18), Denver vs. Green Bay, 1998
Ricky Watters (18), San Francisco vs. San Diego, 1995
Jerry Rice (18), San Francisco vs. Denver, 1990
Jerry Rice (18), San Francisco vs. San Diego, 1995
Roger Craig (18), San Francisco vs. Miami, 1985

MOST RUSHING YARDS IN A SUPER BOWL

- 204 Tim Smith, Washington vs. Denver, 1988
- 191 Marcus Allen, Raiders vs. Washington, 1984
- 166 John Riggins, Washington vs. Miami, 1983
- 158 Franco Harris, Pittsburgh vs. Minnesota, 1975
- 157 Terrell Davis, Denver vs. Green Bay, 1998

SUPER BOWL XXXII MOST VALUABLE PLAYER

Terrell Davis, a native of San Diego, made history in winning the Pete Rozelle Award as Most Valuable Player of Super Bowl XXXII. He not only became the first player to be named Super Bowl MVP for a game played in his hometown, but also became the sixth-lowest (now eighth-lowest) drafted player to receive this honor. The other players who were drafted even later than Davis (6th round, 196th selection in 1995) were Tom Brady (New England, 6th round, 199th overall, MVP of Super Bowl XXXVI), Richard Dent (Chicago, 8th round, MVP of SB XX), Jake Scott (Miami, 7th round, MVP of SB VII), Roger Staubach (Dallas, 10th round, MVP of SB VI), Larry Brown (Dallas, 12th round, MVP of SB XXX), Bart Starr (Green Bay, 17th round, MVP of SBs I and II) and Kurt Warner (Green Bay, undrafted free agent, MVP of SBs XXXIV). Davis and Marcus Allen (MVP of SB XVIII) have made Lincoln High School in San Diego the only high school ever to produce two Super Bowl MVPs. Davis' jersey No. 7 was retired at the high school in a special ceremony held Tues., Jan. 20, 1998 during Super Bowl week.

with three, a feat that had been accomplished seven times prior. His postseason effort was also one to remember, as he posted four consecutive 100-yard games and scored an NFL-record eight touchdowns (all on the ground) to lead Denver to its first ever World Championship. Davis also added his second Pro Bowl appearance to his résumé as well as earning numerous individual awards, including Super Bowl XXXII Most Valuable Player honors. Among Davis' awards for his performance during the 1997 season were AFC Player of the Year by the KC 101 Club and *Football News* as well as first-team AFL-Pro honors from the Associated Press, *Sports Illustrated*, *Pro Football Weekly*, *College and Pro Football Weekly*, *The Sporting News*, *Football News*, *Football Digest* and *USA Today*. He was also given the Mackey Award by the NFL Players Association as the AFC's best running back. Davis, who started the first 15 games of the year, finished his third season in the NFL with 1,750 yards on 369 carries (4.7 avg.) and 15 rushing touchdowns, to go along with 42 receptions for 287 yards (6.8 avg.). All rushing numbers were career highs and franchise highs. He won the AFC rushing crown and finished second in the NFL, each for the second straight year, and was also second in the AFC and in the NFL in both rushing attempts and touchdowns scored, first in the AFC (2nd NFL) in total yards from scrimmage (2,037) and first in the NFL in rushing first downs and total first downs. Davis tied for first in the NFL in scoring by a non-kicker (96), and tied the NFL record for two-point conversions scored in a single season, recording three to match the effort of seven previous players. In the season-opener vs. Kansas City (8/31) Davis recorded the 11th 100-yard rushing performance of his brief NFL career, totaling 101 yards on 26 carries and one TD in Denver's 19-3 win. In that game he passed Bobby Humphrey (593) for sixth place in all-time rushing attempts by a Bronco. At Seattle (9/7) Davis rushed for 108 yards on 21 carries and one TD as the Broncos beat the Seahawks 35-14, and Davis notched his second straight 100-yard effort to mark the first time in his career he had back-to-back 100-yard games to start a season. Davis also tied Jon Keyworth for fifth place on the Broncos' list for rushing touchdowns with his 22nd. A week later vs. St. Louis Davis made it three straight 100-yard outputs by rushing for 103 yards on 21 carries in Denver's 35-14 victory, and he tied the franchise record for the second time in his career the following week by posting his fourth straight 100-yard effort. This was no ordinary effort, however, as Davis rushed 27 times for a franchise record 215 yards and one TD in Denver's 38-20 victory over the Bengals (9/21). He totaled a team-record 228 yards from scrimmage and topped the 3,000-yard rushing plateau in just his 34th game to establish another team record, and moved into third place in rushing touchdowns with his 23rd, passing Jon Keyworth. He also passed teammate John Elway for fourth place all-time in rushing yards, moving to 3,181. His efforts against the Bengals earned him AFC Offensive

DAVIS RE-WRITES BRONCOS POSTSEASON RECORD BOOK

In just three journeys into the postseason, Terrell Davis has been so spectacular that his name dominates every category of the Broncos' postseason record book. He has played just eight postseason games, and owns seven of the top nine single-game performances in both rushing attempts and rushing yards. Davis' ledger includes the entire top four in attempts and the top five in yardage.

MOST POSTSEASON RUSHING ATTEMPTS BY A BRONCO

- 32 Terrell Davis vs. New York Jets, 1/17/99
- 31 Terrell Davis vs. Jacksonville, 12/27/97
- 30 Terrell Davis vs. Green Bay, 1/25/98
- 26 Terrell Davis at Pittsburgh, 1/11/98
- 26 Sammy Winder vs. Cleveland, 1/11/87
- 25 Terrell Davis vs. Atlanta, 1/31/99
- 25 Terrell Davis at Kansas City, 1/4/98
- 21 Terrell Davis vs. Miami, 1/9/99
- 21 Sammy Winder vs. Cleveland, 1/14/90

MOST POSTSEASON RUSHING YARDS BY A BRONCO

- 199 Terrell Davis vs. Miami, 1/9/99
- 184 Terrell Davis vs. Jacksonville, 12/27/97
- 167 Terrell Davis vs. New York Jets, 1/17/99
- 157 Terrell Davis vs. Green Bay, 1/25/98
- 139 Terrell Davis at Pittsburgh, 1/11/98
- 103 Derek Loville vs. Jacksonville, 12/27/97
- 102 Sammy Winder vs. New England, 1/4/87
- 102 Terrell Davis vs. Atlanta, 1/31/99
- 101 Terrell Davis at Kansas City, 1/4/98

DAVIS ONE OF FASTEST IN NFL HISTORY TO REACH 6,000 CAREER RUSHING YARDS

In just his 58th NFL game, Dec. 6, 1998, vs. Kansas City, Terrell Davis reached the 6,000-yard rushing mark, and did so faster than all but three other backs in league history (Eric Dickerson — 53 games; Earl Campbell — 56; and Jim Brown — 58). He is third all-time in rushing yards in the first four years of a career:

NFL PLAYERS WITH 6,000 RUSHING YARDS IN FIRST FOUR SEASONS

PLAYER, TEAM	YEARS	YEAR 1 (A-Y-AVG.)	YEAR 2 (A-Y-AVG.)	YEAR 3 (A-Y-AVG.)	YEAR 4 (A-Y-AVG.)	TOTAL
E. Dickerson, Rams+	1983-86	'83 (390-1808-4.6)	'84 (379-2105-5.6)	'85 (292-1234-4.2)	'86 (404-1821-4.5)	6,968
E. Campbell, Hou.*	1978-81	'78 (302-1450-4.8)	'79 (368-1697-4.6)	'80 (373-1934-5.2)	'81 (361-1376-3.8)	6,457
T. Davis, Den.+	1995-98	'95 (237-1117-4.7)	'96 (345-1538-4.5)	'97 (369-1750-4.7)	'98 (392-2008-5.1)	6,413

Player of the Week honors as well as Miller Lite NFL Player of the Week honors. A week later at Atlanta (9/28) Davis was held below 100 yards (23-79-1TD) for the first time all season in Denver's 29-21 victory, but still managed to pass Keyworth (699) for fifth place all-time in career rushing attempts by a Bronco. His explosive start to the season earned him AFC Offensive Player of the Month honors for September, the second time he has won such an award (also in September of 1996). Davis stole the Monday Night spotlight in Week Six vs. New England (10/6), as he continued his mastery of the New England Patriots with a 32-carry, 171-yard, two-touchdown performance in Denver's 34-13 victory. During the contest, Davis became the fastest Bronco in franchise history to reach 4,000 total yards from scrimmage, moved into fourth place all-time in rushing attempts by a Bronco, rushed for 100 yards for the 15th time, tying the franchise record, and moved into fourth place all-time in rushing touchdowns by a Bronco. His efforts earned him Miller Lite NFL Player of the Week honors for the second time in three weeks. It also upped his rushing total in three career games against the Patriots to 422 yards. Two weeks later, after the bye, at Oakland (10/19) he rushed for 85 yards on 23 carries (two touchdowns) and added seven receptions for 70 yards in Denver's first loss of the season. During the contest, Davis became the ninth player in NFL history to rush for 3,500 yards in his first three seasons. He also reached the 100-reception plateau for his career, equaling his career high with seven catches, and set a career high with 70 receiving yards. Davis also tallied his third two-point conversion of the season, tying a single-season NFL record shared by seven other players. Davis broke new ground again at Buffalo (10/26) when he rushed for 207 yards on a franchise-record 42 carries and one touchdown in Denver's 23-20 overtime victory over the Bills. He also had five receptions for 29 yards, giving him 236 total yards from scrimmage, another franchise record. Also during the contest, Davis set franchise records for most 100-yard rushing games in a career (his 16th), most carries in a game (42, breaking Bobby Humphrey's record of 34 set in 1990 and the 4th-highest total in NFL history) and fewest games needed to reach 1,000 rushing yards in a season (eight, breaking his own record of 10 set in 1996). He handled the ball 47 times during the contest, one off the NFL record, and also passed William Andrews for the eighth-most rushing yards in the first three years of a career. Davis also became the eighth back in NFL history to rush for 1,000 in each of his first three seasons in the league (the first Bronco to ever do so) and the first Bronco to have three 1,000-yard rushing seasons in his career. The next week vs. Seattle (11/2) Davis reached the 100-yard plateau once again (21-101) to tie his own team record (1996; also Bobby Humphrey, 1990; Otis Armstrong, 1974) for 100-yard games in a season, as Denver won 30-27. It enabled Davis—in just

TD SCORING TDs IN BUNCHES

Terrell Davis' touchdown against Seattle in the 1998 season-finale (Dec. 27), was his 21st rushing and 23rd total for the season, a franchise record, and among the most ever scored by an individual in a single NFL season. He led the league in scoring by a non-kicker in 1998, with a franchise-record 138 points:

NFL SINGLE-SEASON TOUCHDOWN LEADERS, ALL-TIME

PLAYER	TEAM	YEAR	TOTAL TDs	RUSH.	REC.	RET.
1. Marshall Faulk	St. Louis	2000	26	18	8	0
2. Emmitt Smith	Dallas	1995	25	25	0	0
3. John Riggins	Washington	1983	24	24	0	0
4. Terrell Davis	Denver	1998	23	21	2	0
Jerry Rice	San Francisco	1987#	23	1	22	0
O.J. Simpson	Buffalo	1976*	23	16	7	0

*14-game season #15-game season

1998 NFL SCORING LEADERS (NON-KICKERS)

PLAYER	TEAM	POSITION	POINTS
1. Terrell Davis	Denver	Running Back	138
2. Randy Moss	Minnesota	Wide Receiver	106
3. Fred Taylor	Jacksonville	Running Back	102

MOST POINTS IN A SEASON, BRONCOS

PLAYER	POINTS	YEAR
1. Terrell Davis	138	1998
2. Gene Mingo	137	1962
3. Jason Elam	132	1995

DAVIS ONE OF FASTEST IN NFL HISTORY TO REACH 7,000 CAREER TOTAL YARDS

With his 188-yard total offense output against Oakland Nov. 22, 1998, Terrell Davis, in just his 56th NFL game, became the fastest Broncos player ever to reach 7,000 total yards from scrimmage. He also became just the second player in NFL history to reach 7,000 total yards in his first four NFL seasons, and now boasts the NFL's second-highest total yardage figure after the first four years of a career:

TOP FIVE TOTAL YARDAGE FIGURES OVER FIRST FOUR SEASONS OF A CAREER

PLAYER, TEAM	YEARS	ATT.	YARDS	TD	REC	Yds	TD	TOTAL Yds.	TD
1. E. Dickerson, Rams	1983-86	1,465	6,968	55	118	874	2	7,842	57
2. T. Davis, Denver	1995-98	1,343	6,413	56	152	1,181	4	7,594	61
3. B. Sanders, Detroit	1989-92	1,189	5,674	52	130	1,276	5	6,968	57
4. M. Allen, Raiders	1982-85	1,081	4,638	44	237	2,304	13	6,942	57
5. E. Smith, Dallas	1990-93	1,262	5,699	50	189	1,235	3	6,934	53

the ninth game of the year—to pass his rookie rushing total of 1,117 yards, accomplished in 14 games. Davis also had six receptions for 17 yards in the game, making him the team's leading receiver for the second straight week, and passed Marcus Allen for the 10th-most total yards from scrimmage over the first three years of an NFL career, as well as passing Jim Brown for the seventh-most rushing yards in the first three years of a career. A week later Davis established a new franchise record with his eighth 100-yard game of the season, tallying 104 yards on 21 carries, and passed Walter Payton for the sixth-most rushing yards in the first three years of an NFL career. A week later at Kansas City (11/16) Davis ran his streak of 100-yard games to four as he tied Otis Armstrong's and Bobby Humphrey's franchise record for the third time in his young career. He also became the fourth-quickest player in NFL history (and the quickest in franchise history) to rush for 4,000 yards (41 games), and also passed Billy Sims and Thurman Thomas for eighth place in most total yards from scrimmage over the first three years of a career. He was held under 100 yards for just the second time all season vs. Oakland Nov. 24 on Monday Night Football, but tied his own franchise record with three touchdowns, and set a new standard with all three coming via the ground. Davis had twice previously posted two rushing and one receiving touchdown in the same game, but never three rushing. It marked the 19th time in franchise history that a player had scored three touchdowns in a game and the fifth time that all three scores were rushing touchdowns. During the contest, Davis also went over the 5,000-yard mark in total yards from scrimmage in his career faster than any player in franchise history (42 games). He also became just the eighth player in league history to accomplish this feat in the first three years of his career. Davis continued his assault on the record books the following week in his hometown of San Diego (11/30), rushing for more than 150 yards for the fourth time this season—and more than 100 yards for the 10th time—by totaling 178 yards on 26 carries and one TD in Denver's 38-28 victory over the Chargers. This was Davis' 20th 100-yard game in just his 43rd NFL contest, making him the fifth fastest player to reach 20 100-yard performances. He also set new single-season marks in rushing and total yards from scrimmage, surpassing his own team marks set in 1996 (1,538 rushing/1,848 total). He also passed teammate John Elway (32) for third place in career TD runs, passed Emmitt Smith, William Andrews and Herschel Walker for seventh, sixth and fifth place, respectively in total yards from scrimmage during the first three years of a career, and passed Smith for fifth place all-time in rushing yards in the first three years of a career. His rushing touch-

TOUCHDOWN TERRELL

With his three touchdown runs vs. Kansas City Dec. 6, 1998, Terrell Davis passed Marcus Allen and moved into first place for most total touchdowns scored in the first four years of a career. Davis also passed Barry Sanders, Eric Dickerson and Chuck Foreman on the historic day:

MOST TOTAL TOUCHDOWNS IN THE FIRST FOUR SEASONS OF A CAREER

PLAYER	TEAM	TOTAL TOUCHDOWNS	RUSH.	REC.	OTHER
1. Terrell Davis	Denver	61	56	5	0
2. Marcus Allen	Raiders	58	44	13	1 (recovered fumble in end zone)
3. Barry Sanders	Detroit	57	52	5	0
Eric Dickerson	L.A. Rams	57	55	2	0
Chuck Foreman	Minnesota	57	39	18	0

(Davis is also the leader in rushing touchdowns, with 56, followed by Earl Campbell and Eric Dickerson (55), and Barry Sanders 52)

NFL'S LEADING TOUCHDOWN SCORERS, 1995-98

PLAYER	TEAM	1995	1996	1997	1998	TOTAL
1. Terrell Davis	Denver	8	15	15	23	61
2. Emmitt Smith	Dallas	25	15	4	15	59
3. Cris Carter	Minnesota	17	10	13	12	52
4. Curtis Martin	New Eng./N.Y. Jets	15	17	5	9	46

CONSECUTIVE GAMES SCORING AT LEAST ONE TOUCHDOWN, BRONCOS

PLAYER	GAMES SCORING	YEAR(S)
1. Terrell Davis	8	1998
2. Vance Johnson	6	1987
Floyd Little	6	1972
Al Denson	6	1969
Lionel Taylor	6	1960-61

down was his 13th, tying his own team record (1996). Davis moved into third place all-time in rushing yards during the first three years of a career (4,333) with his 75-yard output at Pittsburgh (12/7), passing Barry Sanders and Ottis Anderson, and also went over the 2,000-yard mark in single-season total yards from scrimmage (26th time in NFL history), broke his own team mark for rushing touchdowns in a season with his 14th, and broke his own team record for rushing attempts in a season (345). It was only the fourth of five times in 1997 that he would fail to reach 100 rushing yards in a game. This was also Davis' 14th consecutive game with at least 20 carries, breaking the NFL record previously held by Terry Allen (1995-96). At San Francisco (12/15) on Monday Night Football Davis rushed for just 28 yards on 10 carries and caught two passes for zero yards in just over a quarter of Denver's 34-17 loss to San Francisco. He left the game in the second quarter due to a mild anterior cruciate sprain to his right shoulder, but not before registering his 15th rushing touchdown of the season, tying his own franchise record for total touchdowns in a season (13 rush./2 rec., 1996). The injury forced him to be deactivated for the Broncos' regular season finale against San Diego. It was only the third game of his career that he had missed, including the two to end the 1995 regular season. In the preseason Davis looked sensational in limited duty, starting all five games at halfback and rushing 34 times for a team-leading 211 yards (6.2) with a long of 37 and two touchdowns. He also caught three passes for 46 yards (15.3) with a long of 20. Both rushing TDs came in the finale against San Francisco (8/23) on runs of 6 and 11 yards. **1997 Postseason:** In Davis' short NFL career, he has put up some astounding postseason numbers—most of them in 1997. He finished the 1997 postseason with 112 carries for 581 yards (5.2 avg.) and eight touchdowns in four games—all Broncos wins en route to the World Championship. Davis also had eight catches for 38 yards (4.8 avg.) in the postseason, raising his career postseason numbers (5 games) to 126 carries for 672 yards (5.3 avg.) and nine touchdowns, plus 15 receptions for 62 yards. In Denver's 42-17 AFC Wild Card Playoff Game victory over Jacksonville (12/27/97) Davis had the longest run in a postseason game by a Bronco (59 yards), and also logged the most carries (31), rushing yards (184), rushing touchdowns (2) and total touchdowns (2) of any Broncos postseason performer ever. His 5.9 yards-per-rush average against the Jaguars was topped only in team postseason annals by teammate Derek Loville's 9.4-yard average in the same game (11-103) and his own 6.5 average in the 1996 playoff game against the Jaguars. During the contest, he also moved into third place all-time in both carries and rushing yards in the postseason by a Bronco, passing Gaston Green (36) and Bobby Humphrey (38) in attempts and Gene Lang (138) and Humphrey (169) in yards. In Denver's 14-10 Divisional Playoff win at Kansas City (1/4/98), Davis rushed for 101 yards and two touchdowns on 25 carries (third-most ever in a postseason game by a Bronco), and added one reception for 17 yards, his longest postseason reception to date. This was Davis' second career postseason 100-yard game (second in a row), setting a new franchise record for postseason 100-yard games. He also set the franchise record for most rushing and total touchdowns by a Bronco in the postseason with five. For the second consecutive week he tied the team record for most rushing and total touchdowns in a post-season game with two. Davis showed his mettle again the following week in Denver's 24-21 AFC Championship Game victory at Pittsburgh (1/11/98), rushing for 139 yards on 26 carries, and

DAVIS' PLAYER OF THE WEEK AND PLAYER OF THE MONTH HONORS

AFC OFFENSIVE PLAYER OF THE MONTH

September 1996
September 1997
September 1998
October 1998

AFC OFFENSIVE PLAYER OF THE WEEK

1996 Week 8 (Oct. 20, 1996) vs. Baltimore
1996 Week 12 (Nov. 17, 1996) at New England
1997 Week 4 (Sept. 21, 1997) vs. Cincinnati
1998 Week 2 (Sept. 13, 1998) vs. Dallas
1998 Week 5 (Oct. 4, 1998) vs. Philadelphia
1998 Week 8 (Oct. 25, 1998) vs. Jacksonville
1998 Week 17 (Dec. 27, 1998) vs. Seattle

MILLER LITE/NFL PLAYER OF THE WEEK

1996 Week 12 (Nov. 17, 1996) at New England
1997 Week 4 (Sept. 21, 1997) vs. Cincinnati
1997 Week 6 (Oct. 6, 1997) vs. New England
1998 Week 2 (Sept. 13, 1998) vs. Dallas

NFL OFFENSIVE PLAYER OF THE WEEK

1997 Conf. Championship Weekend (Jan. 11, 1998) at Pittsburgh

TD's 50-YARD TDs

Terrell Davis' 59- and 63-yard touchdown runs against Dallas Sept. 13, 1998 were the fifth and sixth scoring runs of 50 yards or more in his four-year career, ranking him among the NFL's active leaders in touchdown runs of 50 or more yards:

MOST CAREER TOUCHDOWN RUNS OF 50 OR MORE YARDS, ACTIVE PLAYERS

PLAYER	TEAM	50+-YARD TD RUNS	LAST TIME
1. Terrell Davis	Denver	6	9/13/98 vs. Cowboys
Emmitt Smith	Dallas	6	11/8/99 at Minnesota

added his fifth postseason touchdown of 1997. It was his third consecutive 100-yard game in the postseason, tying four other NFL players for third place all-time in consecutive postseason 100-yard rushing games. He also passed Freeman McNeil (349 in 1982), Natrone Means (358 in 1996) and Thurman Thomas (390 in 1990) for fifth, fourth and third place respectively in most rushing yards in a single postseason. Teamwise, Davis surpassed David Treadwell (32) for the second-most points scored in franchise postseason history (38), passed his teammate John Elway (80) for second place in postseason rushing attempts (96), and passed Elway (410) and Sammy Winder (461) to move into first place in postseason rushing yards by a Bronco. Lastly, Davis' 26 carries equaled the second-most carries in a postseason contest by a Bronco, tying Sammy Winder and remaining eight carries behind his own record he set in the Wild Card Game against Jacksonville (12/27/97). The 141 total yards represented his second-highest total in the postseason (195 vs. Jax., 12/27/97) and placed him second all-time in postseason total yards from scrimmage by a Bronco to earn NFL Offensive Player of the Week honors. Davis then capped one of the most memorable individual seasons in NFL history by rushing for 157 yards on 30 carries and scoring three touchdowns to earn Most Valuable Player honors in Denver's 31-24 victory over Green Bay in Super Bowl XXXII, in his hometown of San Diego (1/25/98). Davis also had two receptions for eight yards during the contest. The three TDs (all on the ground) tied a Super Bowl record for most points scored and most touchdowns scored in a single game, and he also set a Super Bowl record with three rushing touchdowns in a single game. The 157 yards ranks fifth all-time in a Super Bowl and the 30 carries ties for fourth all-time in a Super Bowl. Even more remarkable is the fact that Davis missed the entire second quarter while trying to fight off the onset of a migraine headache. He returned to start the second half and helped Denver control the ball and clock the rest of the way. Davis recorded his fourth consecutive 100-yard rushing game in post-season play, tying Thurman Thomas for the second-longest postseason 100-yard game streak in NFL history, and notched his 24th career 100-yard rushing game (fourth in the postseason), with Denver posting a 21-3 mark in those games (4-0 in postseason). It was also Davis' 14th 100-yard performance of the entire season, tying Barry Sanders (14 in 1997) for the NFL record. Davis also set the single-season record for most postseason touchdowns (8) and most postseason rushing touchdowns (8), and passed Marcus Allen (466 in 1983) for second place all-time in rushing yards in one postseason with 581 (John Riggins, 610, 1982). His 56 points scored moved him past Rich Karlis (55) into first on the Broncos' all-time postseason scoring list. He also passed Sammy Winder and Vance Johnson to move into first place all-time in postseason yards from scrimmage by a Bronco (734 yards in five games; avg. of 146.7 per game), and passed Eric Dickerson and Riggins to move into first place all-time in rushing yards (2,331) and rushing attempts (495) for an entire season (regular and postseason). His regular and postseason total of 23 touchdowns (all on the ground) rank tied for fourth all-time. Davis, who had his high school jersey retired the

100 YARDS IN A HALF — AND IN A QUARTER

Even more remarkable than Terrell Davis' 34 100-yard games is his list of 100-yard halves, which stands at 10—as well as four 100-yard quarters—after his first seven years in the league:

TEN 100-YARD HALVES BY TERRELL DAVIS (AND FOUR 100-YARD QUARTERS)

DATE	OPPONENT	HALF	YARDS	100-YD. QTR.	FINAL TOTAL
Sept. 22, 1996	at Kansas City	1st	130		141
Oct. 20, 1996	vs. Baltimore	1st	118		194
Sept. 21, 1997	vs. Cincinnati	2nd	130	4th — 106 yds.	215
Oct. 6, 1997	vs. New England	2nd	114		171
Oct. 26, 1997	at Buffalo	1st	124		207
Nov. 16, 1997	at Kansas City	1st	108		127
Sept. 13, 1998	vs. Dallas	1st	154	1st — 138 yds.	191
Oct. 4, 1998	vs. Philadelphia	1st	168	1st — 120 yds.	168
Oct. 11, 1998	at Seattle	2nd	135	4th — 122 yds.	208
Nov. 22, 1998	vs. Oakland	1st	110		162

(career highs in bold)

LOWEST-DRAFTED NFL ROOKIES TO RUSH FOR 1,000 YARDS, FIRST YEAR

PLAYER	TEAM	YEAR	YDS.	DRAFT POS.
Dominic Rhodes	Indianapolis	2001	1,104	Undrafted
Terrell Davis	Denver	1995	1,117	6th (196th)
Mike Anderson	Denver	2000	1,487	6th (189th)
Don Woods	San Diego	1974	1,162	6th (134th)*
Ron Moore	Phoenix	1993	1,018	4th (87th)

* - Woods actually drafted by Green Bay

Tuesday prior to the game became the second player from San Diego's Lincoln High School to receive Super Bowl MVP honors (Allen in January, 1984), making him the sixth-lowest drafted player to win the MVP award (sixth round in 1995). He also became the first player in the 32-year history of the game to earn this award while playing the game in his hometown.

1996: Davis' list of 1996 honors included Associated Press NFL Offensive Player of the Year, Sports Illustrated and UPI NFL Player of the Year, his first Pro Bowl selection, All-Pro selections from the Associated Press, *Sports Illustrated*, *The Sporting News*, *USA Today*, *Pro Football Weekly*, *Football Digest* and *College & Pro Football Newsweekly*, All-AFC nods from UPI and *Football News* and a third-place showing in the AP NFL Most Valuable Player voting. Davis led the AFC and was second in the NFL in both rushing yards (1,538 yards on 345 carries; 4.5) and total yards from scrimmage (1,848), and led the NFL in first downs earned (108). He was second in the AFC (3rd NFL) in both rushing touchdowns (13) and total touchdowns (15), and set franchise records in both categories. He also set franchise single-season records in rushing attempts, rushing yards and total yards, topping previous standards held by Sammy Winder (296 carries in 1984) and Otis Armstrong (1,407 rushing yards and 1,812 total yards in 1974). With 15 total touchdowns, Davis broke the franchise single-season record of 14 held by Sammy Winder (1986) and Anthony Miller (1995), and joined tight end Shannon Sharpe (10 TDs) to give the Broncos two players with double-figure touchdowns in the same season for the first time in franchise history. Davis teamed with QB John Elway and TE Shannon Sharpe to make the Broncos only the sixth team in NFL history to have a trio that had a 3,000-yard passer, 1,500-yard rusher, and 1,000-yard receiver. The trio along with WR Rod Smith, duplicated the feat in 1997, becoming the first team to do this in back-to-back seasons and only the third team to have two 1,000-yard receivers as part of the group. Davis got off to a quick start in '96, putting together a string of five 100-yard games over a six-game span—including four in a row—beginning with Week Two at Seattle when he tallied 111 yards on 28 carries in Denver's 30-20 victory. A week later vs. Tampa Bay (9/15) he posted the second-highest rushing total of his young career with 137 yards on 22 carries (6.2) despite missing more than a quarter due to symptoms of a migraine headache. He also finished with 23 receiving yards on four catches (5.8). Davis left the game late in the first quarter when his vision became blurred and he felt nauseous, but he returned to start the second half and carried the entire offense to the come-from-behind win. He rushed eight times for 39 yards on the Broncos' 14-play, 80-yard game-winning drive that consumed 8:11 in the fourth quarter. He capped the drive with a three-yard touchdown run to give Denver the 27-23 win. The following week at Kansas City (9/22) he put together his third straight 100-yard game, rushing for 141 yards (second-highest in his career at the time) and two touchdowns on 19 carries (7.4). He scored from six yards out in the first quarter, then topped that with a then-career-best 65-yard scoring run in the second. He had already tallied 130 yards on 14 carries by halftime. The following week at Cincinnati (9/29) he notched his fourth straight 100-yard game with 112 yards on 24 carries (4.7). His long carry was

a 19-yarder. His fourth straight game over the century mark tied a Broncos record set by Bobby Humphrey in 1990 and Otis Armstrong in 1974. On Oct. 6 vs. San Diego he rushed 17 times for 50 yards, while suffering the effects of a migraine headache that kept him out of the game for much of the second quarter. The Broncos used primarily a one-back offense during the game due to a knee injury suffered by starting fullback Aaron Craver the week before at Cincinnati. He also caught a season-high six passes for 42 yards after not catching a pass in the previous two games. Davis had the best day of his young career on Oct. 20 vs. Baltimore, setting a franchise record with 194 yards on 28 carries (6.9), including a career-best 71-yard touchdown run in the first quarter of Denver's 45-34 victory. The run was the fourth-longest ever by a Bronco, and the longest since 1973 (Joe Dawkins at K.C., 10/7). He also scored later from four yards out, and caught three passes for 19 yards (6.3). His 213 total yards also were a career high. Davis' reached the 2,000-yard rushing mark for his career with his 77-yard effort vs. Kansas City (10/27), making him the fastest to reach that milestone in Broncos history. It was his 22nd game, four earlier than Bobby Humphrey who reached the mark in his 26th game. Versus Chicago (11/10) Davis' 25-yard run in the second quarter pushed him over the 1,000-yard mark for the season, the earliest a Bronco has ever done so (game 10; Otis Armstrong topped 1,000 in the 12th game of the '74 season). Nov. 17 at New England he tallied his sixth 100-yard game of 1996, rushing for 154 yards on a career-high 32 carries, and adding 56 yards on four catches for 210 total yards in Denver's 34-8 victory. The performance earned him not only AFC Offensive Player of the Week honors for the second in 1996 (also Week Eight), but also the Miller Lite NFL Player of the Week award. His total yardage figure was second-best in his career, trailing only his 213-yard effort vs. Baltimore (10/20). He also tied his own (and several others') Broncos record with three touchdowns, rushing for two and catching another, matching his effort vs. Washington last year (9/17). Davis' 68 yards at Minnesota (11/24) allowed him to move past Bobby Humphrey (2,386 yards) on the franchise's all-time rushing list. Davis' touchdowns in the game came on a one-yard run and a one-yard pass reception, giving him five scores over a two-game stretch. On Dec. 1 vs. Seattle Davis tallied his seventh 100-yard game of the 1996 season, tying Otis Armstrong's franchise record set in 1974, during Denver's 34-7 division-clinching victory. Davis carried the ball 26 times for 106 yards and one touchdown, and caught two passes for 15 yards. The following week at Green Bay (12/8) he rushed for 54 yards on 14 carries to establish franchise single-season records in both categories, topping the previous highs of 1,407 yards (Otis Armstrong, 1974) and 296 carries (Sammy Winder, 1984). Davis' five-yard carry to end the first half was the run that put him over Armstrong's yardage record. Against the Raiders (12/15) Davis carried the ball 27 times for 80 yards with a long of 12 and one touchdown, to set a new Broncos single-season record for total yards in a season in Denver's 24-19 win. He topped the previous standard of 1,812 yards set by Otis Armstrong in 1974. His three-yard touchdown run in the first quarter staked Denver to an early 7-0 lead, and was his 14th of the season, tying a franchise record. At San Diego (12/ 22) he started at tailback but played only into the second quarter. He carried nine times for 21 yards and a touchdown, and caught one pass for nine yards. His one-yard touchdown run in the first quarter put Denver ahead 10-0. In the game Davis surpassed Jon Keyworth (2,653 yards) for fifth place on the Broncos' career rushing list, and registered his 15th touchdown (13 rushing, two receiving) to establish a new franchise record. In Denver's AFC Divisional Playoff vs. Jacksonville (1/4/97) Davis started at tailback and rushed 14 times for 91 yards (6.5) with a long of 47 yards and one touchdown, while catching a game-high seven passes for 24 yards with a long of 6. His 47-yard run in the first quarter was the longest ever by a Bronco in the postseason, and set up Denver's first touchdown. Davis' 91 rushing yards were the second-most by Bronco in the postseason, trailing only Sammy

NFL RUSHING AND TOTAL YARDAGE LEADERS — 1996-98

Terrell Davis finished first in the NFL in both rushing yards and total yards from scrimmage in each of his first two seasons before claiming his first NFL rushing title in 1998. Below is a look at the leaders, 1996-98:

1996 NFL RUSHING LEADERS				1997 NFL RUSHING LEADERS				1998 NFL RUSHING LEADERS			
PLAYER, TEAM	YDS.	(ATT.-AVG.-TD)		PLAYER, TEAM	YDS.	(ATT.-AVG.-TD)		PLAYER, TEAM	YDS.	(ATT.-AVG.-TD)	
1. B. Sanders, Det.	1,553	(307-5.1-11)		1. B. Sanders, Det.	2,053	(335-6.1-11)		1. T. Davis, Den.	2,008	(392-5.1-21)	
2. T. Davis, Den.	1,538	(345-4.5-13)		2. T. Davis, Den.	1,750	(369-4.7-15)		2. J. Anderson, Atl.	1,846	(410-4.5-14)	
3. J. Bettis, Pitt.	1,431	(320-4.5-11)		3. J. Bettis, Pitt.	1,665	(375-4.4-7)		3. G. Hearst, S.F.	1,570	(310-5.1-7)	

1996 NFL TOTAL YARDAGE LEADERS				1997 NFL TOTAL YARDAGE LEADERS				1998 NFL TOTAL YARDAGE LEADERS			
PLAYER, TEAM	YDS.	RUSH.	REC.	PLAYER, TEAM	YDS.	RUSH.	REC.	PLAYER, TEAM	YDS.	RUSH.	REC.
1. R. Watters, Phil.	1,855	1,411	444	1. B. Sanders, Det.	2,358	2,053	305	1. M. Faulk, Ind.	2,227	1,319	908
2. T. Davis, Den.	1,848	1,538	310	2. T. Davis, Den.	2,037	1,750	287	2. T. Davis, Den.	2,225	2,008	217
3. B. Sanders, Det.	1,700	1,553	147	3. B. Sanders, Det.	1,805	1,435	370	3. J. Anderson, Atl.	2,165	1,846	319

TERRELL DAVIS' 72 CAREER RUSHING TOUCHDOWNS (60 REG. SEASON / 12 POSTSEASON)

BY YARDAGE	REGULAR SEASON	POST-SEASON	BY QUARTER	REGULAR SEASON	POST-SEASON	RUSHING TOUCHDOWNS BY GAME
70-79 yards:	1	0	1st quarter	21	5	4 game with three touchdowns (one more in postseason)
60-69 yards:	3	0	2nd quarter	19	2	9 games with two touchdowns (3 more in postseason)
50-59 yards:	2	0	3rd quarter	5	2	30 games with one touchdown (3 more in postseason)
40-49 yards:	2	0	4th quarter	15	3	35 games with one touchdown
30-39 yards:	1	1	Overtime	0	0	
20-29 yards:	3	1	BY HALF			
10-19 yards:	4	0	First Half	40	7	
5-9 yards:	10	2	Second Half	20	5	
4 yards:	4	0	Overtime	0	0	
3 yards:	7	0				
2 yards:	7	2				
1 yard:	16	6				

Winder's 102-yard effort vs. New England, Jan. 4, 1987, and his seven receptions tied for third-most in a postseason game with Vance Johnson (1/14/90 and 1/12/92), Steve Sewell (1/12/92) and Jesse Myles (12/24/83). Davis scored on a two-yard run with 7:37 remaining in the game to pull Denver within 23-20, and added the two-point conversion himself. Davis mildly sprained the medial collateral ligament in his right knee in the first quarter, and left the game for several plays before returning.

1995: Davis started 14 of the Broncos' 16 games, missing the final two (at Kansas City, 12/17 and at Oakland, 12/24) with a hamstring tear suffered in the first quarter vs. Seattle (12/10). For the season he led the team with 1,117 rushing yards on 237 carries (4.7) with seven touchdowns and a long of 60 yards (at Houston, 11/26) that went for a touchdown. Through the air, Davis caught 49 passes for 367 yards (7.5) with one touchdown and a long reception of 31. He was voted by his teammates as the club's Offensive MVP for '95, and finished second in the voting for NFL Offensive Rookie of the Year by a nationwide media panel. He garnered 16 votes, trailing only New England's Curtis Martin, who tallied 57, but was selected by *Football Digest* as its NFL Rookie of the Year. Davis was also voted to All-Rookie teams published by *Pro Football Weekly* and *Football News*, and was selected as a Pro Bowl alternate at running back. In 1995 Davis became the first Bronco to rush for 1,000 yards in a season since Gaston Green tallied 1,037 in 1991, and the first Broncos rookie to do so since Bobby Humphrey racked up 1,151 in 1989. He is also the lowest-drafted player in National Football League history to rush for 1,000 yards in his rookie season. The Chargers' Don Woods, who rushed for more than 1,000 in 1974, was also a sixth-round pick (by the Packers), but was selected earlier overall in the draft than Davis, the 196th pick in the 1995 draft. His season total of 1,484 total yards from scrimmage ranked fifth in the AFC and 16th in the NFL—despite missing two games—and were the most ever by a Broncos rookie. He finished third in the AFC in rushing (1,117 yards; 9th NFL) and fourth in total first downs (76; tied for 18th NFL). In the season opener vs. Buffalo, Davis started at tailback in his first professional game, carrying the ball a team-leading 20 times for 70 yards (3.5) with a long of 17, and catching two passes for nine yards (4.5) with a long of seven. He scored his first professional touchdown on a three-yard run with 3:22 remaining in the game to cap the Broncos scoring. Davis became the sixth Broncos rookie to start at tailback in a season-opener, and the first since Jeff Alexander in 1989. His statistics were the best of any of the six previous opening-day starters. Against Washington (9/17), Davis tied a Broncos' record with three touchdowns (2 rushing, 1 receiving) in a 13-carry, 68-yard performance, and caught a team-leading seven passes for 61 yards. Davis registered his first 100-yard performance in his ninth professional game, rambling for 135 on 22 carries against Arizona (11/5), including a 34-yarder. Davis' 135 yards against Arizona were the most by a Broncos running back at Mile High Stadium since Dec. 8, 1974 (Otis Armstrong, 183 yards against Houston), and the most by a Bronco in any game since Sept. 29, 1991 (Gaston Green, 158 yards at Minnesota), as well as the highest single-game total by a rookie in Broncos franchise history. His 34-yard run on the second play from scrimmage was the longest of his career up to that point, and highlighted an opening drive on which he carried the ball six times for 60 yards, capped by a 5-yard TD run that put the Broncos ahead 7-0. He also caught three passes for 25 yards, with a long of 18, to give him a then-career-best 160 total yards from scrimmage. He topped that effort in Game 11 vs. San Diego (11/19) when he powered his way to 176 yards on 30 carries—the third-best rushing performance in club history at the time. It was the most yards by a Bronco since Bobby Humphrey gained 177 on 34 carries at Buffalo Sept. 30, 1990, and the most by a Bronco at Mile High, again, since Armstrong's aforementioned effort in 1974. He gained 98 yards in the first half, and also finished strong, carrying the ball six times for 53 yards on the Broncos' final drive, which was capped by a 32-yard game-winning field goal from Jason Elam with 0:02 remaining. Davis surpassed the 1,000-yard mark against Jacksonville (12/3) on his first carry of the day, a 13-yarder around left end, en route to a 21-carry, 84-yard performance. Davis strung together three 100-yard games in four outings late in the season, going for 135 vs. Arizona (11/5), 176 vs. San Diego (11/19) and 110 at Houston (11/26). His 60-yard scoring jaunt in the second quarter of the Houston game was the longest of his career, and the longest by a Bronco since 1992. He also caught a career-best seven passes for 30 yards. With his 140 total yards from scrimmage, Davis improved his season total to 1,348, surpassing Bobby Humphrey for the most total yards in a season by a Broncos rookie (Humphrey had 1,307 in 1989). Davis began training camp behind several players on the Broncos' depth chart at running back, but worked his way into the starting lineup by the final preseason game at Jacksonville (8/25/95).

COLLEGE: Davis continued a strong tradition of standout tailbacks from Georgia throughout the '80s and '90s—following in the footsteps of Herschel Walker, Rodney Hampton, Garrison Hearst and Tim Worley—after transferring from Long Beach State. He spent his first collegiate season playing under George Allen for the 49ers, until the program was eliminated following the 1991 season, in which Davis rushed for 262 yards and two touchdowns on 55 carries (4.8). He transferred to Georgia where he played three seasons—the first behind Garrison Hearst, who finished third in the Heisman Trophy voting in 1992. He finished his career at Georgia with 1,657 yards on 317 carries (5.2) and 15 touchdowns. Davis also caught 46 passes for 529 yards (11.5) and four touchdowns. As a senior in 1994 Davis played in eight games as a scatback and started seven. He missed three contests due to a groin injury, but still managed to lead the team with 445 yards and seven touchdowns on 97 carries (4.6 average), in addition to 31 receptions for 330 yards (10.7). He had his finest campaign as a junior when he played in all 11 games and started six at scatback, leading the team with 824 yards on 167 carries (4.9) and five touchdowns, along with 12 receptions for 161 (13.4) and three scores. Davis played behind Garrison Hearst as a sophomore in his first year at Georgia in '92, seeing action in 10 games, and finished the season with 388 yards on 53 carries (7.3) and three touchdowns, plus three receptions for 38 yards (12.7) and one score. He was a consumer economics major at Georgia.

PERSONAL: Davis was an All-CIF second-team and all-league first-team selection as a senior at Lincoln Prep in San Diego, Calif., where he played six different positions, including nose guard, and also lettered in track. His No. 7 was retired by the school Tues., Jan. 20, 1998 in a ceremony attended by Davis during preparations for Super Bowl XXXII in San Diego. He is an avid Sony PlayStation video game player. Davis was presented with a 1997 ESPY Award for Best Performance Under Pressure, in recognition of his record-breaking exploits in Super Bowl XXXII, and a 1998 ESPY for Pro Football Performer of the Year. Since the 1997 season he has made appearances on *The Late Show with David Letterman*, *The Tonight Show with Jay Leno*, *Live with Regis and Kathy Lee*, the WB network sitcom *Sister, Sister* and *Sesame Street*. In January, 1998, Davis established the Terrell Davis Salute the Kids Foundation to focus his charitable endeavors toward bettering the lives of children. He traveled to Washington, D.C., April 20, 1999 to testify before the Senate Committee on Energy and Natural Resources about the urgent need for more urban parks and open space. An avid supporter of Pop Warner football, Davis was invited by Jon Butler, executive director of Pop Warner Little Scholars, to testify in favor of a bill that would appropriate a portion of some oil and gas revenues for parks and open space. Davis makes his home in Aurora, Colo. He was born Oct. 28, 1972, in San Diego, Calif.

DAVIS' REGULAR SEASON RECORD

Year	Club	RUSHING							RECEIVING				SCORING						
		G	S	No.	Yds.	Avg.	LG	TD	No.	Yds.	Avg.	LG	TD	TD	TDr	TDp	TDrT	2pt	Pts.
1995	Denver	14	14	237	1,117	4.7	60t	7	49	367	7.5	31	1	8	7	1	0	0	48
1996	Denver	16	16	345	1,538	4.5	71t	13	36	310	8.6	23	2	15	13	2	0	0	90
1997	Denver	15	15	369	1,750	4.7	50t	15	42	287	6.8	25	0	15	15	0	0	3	96
1998	Denver	16	16	392	2,008	5.1	70	21	25	217	8.7	35	2	23	21	2	0	0	138
1999	Denver	4	4	67	211	3.1	26	2	3	26	8.7	10	0	2	2	0	0	0	12
2000	Denver	5	4	78	282	3.6	24	2	2	4	2.0	5	0	2	2	0	0	0	12
2001	Denver	8	8	167	701	4.2	57	0	12	69	5.8	16	0	0	0	0	0	0	0
CAREER TOTALS		78	77	1,655	7,607	4.6	71t	60	169	1,280	7.6	35	5	65	60	5	0	3	396

DAVIS' POSTSEASON RECORD

Year	Club	RUSHING							RECEIVING				SCORING						
		G	S	No.	Yds.	Avg.	LG	TD	No.	Yds.	Avg.	LG	TD	TD	TDr	TDp	TDrT	2pt	Pts.
1996	Denver	1	1	14	91	6.5	47	1	7	24	3.4	6	0	1	1	0	0	1	8
1997	Denver	4	4	112	581	5.2	59	8	8	38	4.8	17	0	8	8	0	0	0	48
1998	Denver	3	3	78	468	6.0	62	3	4	69	17.3	39	0	3	3	0	0	0	18
CAREER TOTALS		8	8	204	1,140	5.6	62	12	19	131	6.9	39	0	12	12	0	0	1	74

DAVIS' SINGLE-GAME HIGHS

(Postseason in parenthesis)

Most rushes — 42 at Buffalo, 10/26/97 (32 vs. N.Y. Jets, 1/17/99). **Most rushing yards** — 215 vs. Cincinnati, 9/21/97 (199 vs. Miami, 1/9/99). **Longest rush** — 71 yards (TD) vs. Baltimore, 10/20/96 (62 vs. Miami, 1/9/99). **Most rushing TDs** — 3 vs. Kansas City, 12/6/98; vs. Jacksonville, 10/25/98; vs. Dallas, 9/13/98 and vs. Oakland, 11/24/97 (3 vs. Green Bay, 1/25/98). **Most receptions** — 7 at Oakland, 10/19/97; at Houston, 11/26/95 and vs. Washington, 9/17/95 (7 vs. Jacksonville, 1/4/97). **Most receiving yards** — 76 vs. Jacksonville, 10/25/98 (50 vs. Atlanta, 1/31/99). **Longest reception** — 35 yards vs. Jacksonville, 10/25/98 (39 vs. Atlanta, 1/31/99). **Most receiving TDs** — 1, five times; most recently vs. San Diego, 11/8/98. **Most Rushing Yards in a Quarter** — 138, 1st qtr. vs. Dallas, 9/13/98. **Most Rushing Yards in a Half** — 168, 1st half vs. Philadelphia, 10/4/98 (129, 1st half vs. Miami, 1/9/99). **Most total yards** — 236 (207 rushing/29 receiving) at Buffalo, 10/26/97 (206 (199 rushing/7 receiving) vs. Miami, 1/9/99). **Most total TDs** — 3, six times; four times with 3 rush. TDs and twice with 2 rush./1 rec. TD (3 vs. Green Bay (3 rush.), 1/25/98).

DAVIS' REGULAR SEASON TOP FIVE
(* indicates franchise record)

RUSHING YARDS

215 — vs. Cincinnati, 9/21/97 (27 att., TD)
208 — at Seattle, 10/11/98 (30 att., TD)
207 — at Buffalo, 10/26/97 (42 att., TD)
194 — vs. Baltimore, 10/20/96 (28 att., 2TD)
191 — vs. Dallas, 9/13/98 (23 att., 3 TD)

RECEIVING YARDS

76 — vs. Jacksonville, 10/25/98 (5 rec.)
70 — at Oakland, 10/19/97 (7 rec.)
61 — vs. Washington, 9/17/95 (7 rec., TD)
56 — at New England, 11/17/96 (4 rec., TD)
54 — at New England, 10/8/95 (5 rec.)

TOTAL YARDS FROM SCRIMMAGE

236 — at Buffalo, 10/26/97 (207 rush, 29 rec)
228 — vs. Cincinnati, 9/21/97 (215 rush, 13 rec)
214 — at San Diego, 11/30/97 (178 rush, 36 rec)
213 — vs. Baltimore, 10/20/96 (194 rush, 19 rec)
212 — vs. Jacksonville, 10/25/98 (136 rush, 76 rec)

DAVIS' POSTSEASON TOP FIVE

(* indicates franchise postseason record)

YARDS RUSHING

199* — vs. Miami, 1/9/99 (21 att., 2TD)
184 — vs. Jacksonville, 12/27/97 (31 att., 2TD)
167 — vs. N.Y. Jets, 1/17/99 (32 att., TD)
157 — vs. Green Bay, 1/25/98 (30 att., 3TD)
139 — at Pittsburgh, 1/11/98, (26 att., TD)

YARDS RECEIVING

50 — vs. Atlanta, 1/31/99 (2 rec.)
24 — vs. Jacksonville, 1/4/97 (7 rec.)
17 — at Kansas City, 1/4/98 (1 rec.)
12 — vs. N.Y. Jets, 1/17/99 (1 rec.)
11 — vs. Jacksonville, 12/27/97 (4 rec.)

TOTAL YARDS FROM SCRIMMAGE

206* — Miami, 1/9/99 (199 rush, 7 rec)
195 — vs. Jacksonville, 12/27/97 (184 rush, 11 rec)
179 — vs. N.Y. Jets, 1/17/99 (167 rush, 12 rec)
165 — vs. Green Bay, 1/25/98 (157 rush, 8 rec)
152 — vs. Atlanta, 1/31/99 (102 rush, 50 rec)

RUSHING ATTEMPTS

42* — at Buffalo, 10/26/97 (207 yds., TD)
34 — at Kansas City, 11/16/97 (127 yds., 0 TD)
33 — vs. San Diego, 11/11/01 (83 yds., 0 TD)
33 — at New York Jets, 11/5/00 (115 yds., TD)
32 — vs. New England, 10/6/97 (171 yds., 2TD)
32 — at New England, 11/17/96 (154 yds., 2TD)

RECEPTIONS

7 — at Oakland, 10/19/97 (70 yds.)
7 — at Houston, 11/26/95 (30 yds.)
7 — vs. Washington, 9/17/95 (61 yds., TD)
6 — at Minnesota, 11/24/96 (37 yds., TD)
6 — vs. San Diego, 10/6/96 (42 yds.)
6 — vs. Seattle, 11/2/97 (17 yds.)

LONGEST RUNS FROM SCRIMMAGE

71t — vs. Baltimore, 10/20/96 (28-194, 2TD)
70 — at Seattle, 10/11/98 (30-208, TD)
65t — at Kansas City, 9/22/96 (19-141, 2TD)
63t — vs. Dallas, 9/13/98 (23-191, 3 TD)
60t — at Houston, 11/26/95 (19-110, TD)

RUSHING ATTEMPTS

32* — vs. N.Y. Jets, 1/17/99 (167 yds., TD)
31 — vs. Jacksonville, 12/27/97 (184 yds., 2TD)
30 — vs. Green Bay, 1/25/98 (157 yds., 3TD)
26 — at Pittsburgh, 1/11/98 (139 yds., TD)
25 — vs. Atlanta, 1/31/99 (102 yds.)
25 — at Kansas City, 1/4/98 (101 yds., 2TD)

RECEPTIONS

7 — vs. Jacksonville, 1/4/97 (24 yds.)
4 — vs. Jacksonville, 12/27/97 (11 yds.)
2 — vs. Atlanta, 1/31/99 (50 yds.)
2 — vs. Green Bay, 1/25/98 (8 yds.)
1 — four times, last vs. N.Y. Jets, 1/17/99 (12 yds.)

LONGEST RUNS FROM SCRIMMAGE

62* — vs. Miami, 1/9/99 (21-199, 2TD)
59 — vs. Jacksonville, 12/27/97 (31-184, 2TD)
47 — vs. Jacksonville, 1/4/97 (14-91)
43 — at Pittsburgh, 1/11/98 (26-139, TD)
41 — at Kansas City, 1/4/98 (25-101, 2TD)

TERRELL DAVIS CAREER GAME-BY-GAME

(Davis has started 77 of the 78 games in which he has played; Denver victories asterisked)

Date	Opponent	RUSHING					RECEIVING					SCORING	
		No.	Yds.	Avg.	LG	TD	No.	Yds.	Avg.	LG	TD	2pt.	Pts.
Sep 3	vs. Buffalo*	20	70	3.5	17	1	2	9	4.5	7	0	0	6
Sep 10	at Dallas	11	61	5.5	21	0	3	26	8.7	17	0	0	0
Sep 17	vs. Washington*	13	68	6.2	9	2	7	61	8.7	16	1	0	18
Sep 24	at San Diego	7	27	3.9	13	0	4	36	9.0	22	0	0	0
Oct 1	at Seattle	16	61	4.1	31	0	3	24	8.0	15	0	0	0
Oct 8	at New England*	24	97	4.0	32	1	5	54	10.8	31	0	0	6
Oct 16	vs. Oakland*	18	34	1.9	12	0	5	25	5.0	9	0	0	0
Oct 22	vs. Kansas City	18	69	3.8	12	0	5	39	7.8	12	0	0	0
Nov 5	vs. Arizona*	22	135	6.1	34	1	3	25	8.3	18	0	0	6
Nov 12	at Philadelphia	14	85	6.1	36	0	2	6	3.0	9	0	0	0
Nov 19	vs. San Diego*	30	176	5.9	19	1	2	20	10.0	13	0	0	6
Nov 26	at Houston	19	110	5.8	60t	1	7	30	4.3	11	0	0	6
Dec 3	vs. Jacksonville*	21	84	4.0	13	0	1	12	12.0	12	0	0	0
Dec 10	vs. SeattleΔ	5	40	8.0	28	0	0	0	0.0	0	0	0	0
Dec 17	at Kansas City												
Dec 24	at Oakland*												
		INACTIVE—HAMSTRING											
		INACTIVE—HAMSTRING											
1995 Regular Season Totals		237	1,117	4.7	60t	7	49	367	7.5	31	1	0	48

ΔHamstring injury

Date	Opponent	RUSHING					RECEIVING					SCORING	
		No.	Yds.	Avg.	LG	TD	No.	Yds.	Avg.	LG	TD	2pt.	Pts.
Sep 1	vs. N.Y. Jets*	19	72	3.8	10	1	3	23	7.7	10	0	0	6
Sep 8	at Seattle*	28	111	4.0	17	0	3	37	12.3	13	0	0	0
Sep 15	vs. Tampa Bay*	22	137	6.2	18	1	4	23	5.8	9	0	0	6
Sep 22	at Kansas City	19	141	7.4	65t	2	0	0	0.0	0	0	0	12
Sep 29	at Cincinnati*	24	112	4.7	19	0	0	0	0.0	0	0	0	0
Oct 6	vs. San Diego*	17	50	2.9	8	0	6	42	7.0	12	0	0	0
Oct 20	vs. Baltimore*	28	194	6.9	71t	2	3	19	6.3	10	0	0	12
Oct 27	vs. Kansas City*	21	77	3.7	25	0	1	22	22.0	22	0	0	0
Nov 4	at Oakland*	19	85	4.5	16	0	1	17	17.0	17	0	0	0
Nov 10	vs. Chicago*	21	76	3.6	25	1	2	10	5.0	9	0	0	6
Nov 17	at New England*	32	154	4.8	15	2	4	56	14.0	23	1	0	18
Nov 24	at Minnesota*	19	68	3.6	13	1	6	37	6.2	9	1	0	12
Dec 1	vs. Seattle*	26	106	4.1	16	1	2	15	7.5	10	0	0	6
Dec 8	at Green Bay	14	54	3.9	10	0	0	0	0.0	0	0	0	0
Dec 15	vs. Oakland*	27	80	3.0	12	1	0	0	0.0	0	0	0	6
Dec 22	at San Diego	9	21	2.3	13	1	1	9	9.0	9	0	0	6
1996 Regular Season Totals		345	1,538	4.5	71t	13	36	310	8.6	23	2	0	90
Jan 4	vs. Jacksonville†	14	91	6.5	47	1	7	24	3.4	6	0	1	8
1996 Postseason Totals		14	91	6.5	47	1	7	24	3.4	6	0	1	8

†AFC Divisional Playoff

Date	Opponent	RUSHING					RECEIVING					SCORING	
		No.	Yds.	Avg.	LG	TD	No.	Yds.	Avg.	LG	TD	2pt.	Pts.
Aug 31	vs. Kansas City*	26	101	3.9	16	1	3	14	4.7	7	0	0	6
Sep 7	at Seattle*	21	107	5.1	14	1	0	0	0.0	0	0	0	6
Sep 14	vs. St. Louis*	21	103	4.9	12	0	1	4	4.0	4	0	0	0
Sep 21	vs. Cincinnati*	27	215	8.0	50t	1	2	13	6.5	8	0	0	6
Sep 28	at Atlanta*	23	79	3.4	13t	1	0	0	0.0	0	0	2	10
Oct 6	vs. New England*	32	171	5.3	34	2	2	7	3.5	4	0	0	12
Oct 19	at Oakland*	23	85	3.7	19	2	7	70	10.0	17	0	1	14
Oct 26	at Buffalo*	42	207	4.9	29	1	5	29	5.8	25	0	0	6
Nov 2	vs. Seattle*	21	101	4.8	19	0	6	17	2.8	10	0	0	0
Nov 9	vs. Carolina*	21	104	5.0	14	0	1	12	12.0	12	0	0	0
Nov 16	at Kansas City	34	127	3.7	18	0	2	13	6.5	7	0	0	0
Nov 24	vs. Oakland*	21	69	3.3	19t	3	4	46	11.5	17	0	0	18
Nov 30	at San Diego*	26	178	6.8	24	1	4	36	9.0	16	0	0	6
Dec 7	at Pittsburgh	21	75	3.6	8	1	3	26	8.7	23	0	0	6
Dec 15	at San Fran.	10	28	2.8	7	1	2	0	0.0	1	0	0	6
Dec 21	vs. San Diego*												
		INACTIVE—SHOULDER											
1997 Regular Season Totals		369	1,750	4.7	50t	15	42	287	6.8	25	0	3	96
Dec 27	vs. Jacksonville*Δ	31	184	5.9	59	2	4	11	2.8	6	0	0	12
Jan 4	at Kansas City*†	25	101	4.0	41	2	1	17	17.0	17	0	0	12
Jan 11	at Pittsburgh*§	26	139	5.3	43	1	1	2	2.0	2	0	0	6
Jan 25	vs. Green Bay*Ω	30	157	5.2	27	3	2	8	4.0	4	0	0	18
1997 Postseason Totals		112	581	5.2	59	8	8	38	4.8	17	0	0	48

ΔAFC Wild Card Playoff; †AFC Divisional Playoff; §AFC Championship Game; ΩSuper Bowl XXXII

Date	Opponent	RUSHING					RECEIVING					SCORING	
		No.	Yds.	Avg.	LG	TD	No.	Yds.	Avg.	LG	TD	2pt.	Pts.
Sep 7	vs. New England*	22	75	3.4	9	2	1	7	7.0	7	0	0	12
Sep 13	vs. Dallas*	23	191	8.3	63t	3	0	0	0.0	0	0	0	18
Sep 20	at Oakland*	28	104	3.7	17	0	1	8	8.0	8	0	0	0
Sep 27	at Washington*	21	119	5.7	42t	1	2	7	3.5	4	0	0	6
Oct 4	vs. Philadelphia*	20	168	8.4	57	2	0	0	0.0	0	0	0	12
Oct 11	at Seattle*	30	208	6.9	70	1	0	0	0.0	0	0	0	6
Oct 25	vs. Jacksonville*	31	136	4.4	37t	3	5	76	15.2	35	0	0	18
Nov 1	at Cincinnati*	27	149	5.5	18	2	1	3	3.0	3	0	0	12
Nov 8	vs. San Diego*	20	69	3.5	24t	1	2	19	9.5	15	1	0	12
Nov 16	at Kansas City*	18	111	6.2	41t	1	0	0	0.0	0	0	0	6
Nov 22	vs. Oakland*	31	162	5.2	20	1	3	26	8.7	10	0	0	6
Nov 29	at San Diego*	24	74	3.1	18	0	1	4	4.0	4	0	0	0
Dec 6	vs. Kansas City*	24	88	3.7	21	3	5	45	9.0	25	0	0	18
Dec 13	at New York Giants	28	147	5.3	27t	1	0	0	0.0	0	0	0	6
Dec 21	at Miami	16	29	1.8	9	0	2	5	2.5	8	0	0	0
Dec 27	vs. Seattle*	29	178	6.1	21	0	2	17	8.5	15	1	0	6
1998 Regular Season Totals		392	2,008	5.1	70	21	25	217	8.7	35	2	0	138
Jan 9	vs. Miami*†	21	199	9.5	62	2	1	7	7.0	7	0	0	12
Jan 17	vs. New York Jets*§	32	167	5.2	31t	1	1	12	12.0	12	0	0	6
Jan 31	vs. Atlanta*Ω	25	102	4.1	15	0	2	50	25.0	39	0	0	0

1999		RUSHING					RECEIVING					SCORING	
Date	Opponent	No.	Yds.	Avg.	LG	TD	No.	Yds.	Avg.	LG	TD	2pt.	Pts.
Sep 13	vs. Miami	19	61	3.2	13	0	1	8	8.0	8	0	0	0
Sep 19	at Kansas City	21	79	3.8	26	1	2	18	9.0	10	0	0	6
Sep 26	at Tampa Bay	19	53	2.8	8	0	0	0	0.0	0	0	0	0
Oct 3	vs. New York Jets	8	18	2.3	6	1	0	0	0.0	0	0	0	6
Oct 10	at Oakland*												
Oct 17	vs. Green Bay*												
Oct 24	at New England												
Oct 31	vs. Minnesota												
Nov 7	at San Diego*												
Nov 14	at Seattle												
Nov 22	vs. Oakland*												
Dec 5	vs. Kansas City												
Dec 13	at Jacksonville												
Dec 19	vs. Seattle*												
Dec 25	at Detroit*												
Jan 2	vs. San Diego												
1999 Regular Season Totals		67	211	3.1	26	2	3	26	8.7	10	0	0	12

2000		RUSHING					RECEIVING					SCORING	
Date	Opponent	No.	Yds.	Avg.	LG	TD	No.	Yds.	Avg.	LG	TD	2pt.	Pts.
Sep 4	at St. Louis	9	34	3.8	12	0	0	0	0.0	0	0	0	0
Sep 10	vs. Atlanta*												
Sep 17	at Oakland*												
Sep 24	vs. Kansas City†	6	41	6.8	24	0	0	0	0.0	0	0	0	0
Oct 1	vs. New England	9	24	2.7	11	0	0	0	0.0	0	0	0	0
Oct 8	at San Diego*												
Oct 15	vs. Cleveland*												
Oct 22	at Cincinnati†												
Nov 5	at New York Jets*	33	115	3.5	13	1	2	4	2.0	5	0	0	6
Nov 13	vs. Oakland*	21	68	3.2	14	1	0	0	0.0	0	0	0	6
Nov 19	vs. San Diego*												
Nov 26	at Seattle*												
Dec 3	at New Orleans*												
Dec 10	vs. Seattle*												
Dec 17	at Kansas City												
Dec 23	vs. San Francisco*												
2000 Regular Season Totals		78	282	3.6	24	2	2	4	2.0	5	0	0	12
Dec 31	at BaltimoreΔ												
2000 Postseason Totals		0	0	0.0	0	0	0	0	0.0	0	0	0	0

ΔAFC Wild Card Playoff; †Played but did not start; only time of career

2001		RUSHING					RECEIVING					SCORING	
Date	Opponent	No.	Yds.	Avg.	LG	TD	No.	Yds.	Avg.	LG	TD	2pt.	Pts.
Sep 10	vs. N.Y. Giants*	21	101	4.8	26	0	1	4	4.0	4	0	0	0
Sep 23	at Arizona*												
Sep 30	vs. Baltimore												
Oct 7	vs. Kansas City*												
Oct 14	at Seattle												
Oct 21	at San Diego												
Oct 28	vs. New England*												
Nov 5	at Oakland	17	70	4.1	16	0	1	16	16.0	16	0	0	0
Nov 11	vs. San Diego*	33	83	2.5	13	0	5	36	7.2	11	0	0	0
Nov 18	vs. Washington												
Nov 24	at Dallas*												
Dec 2	at Miami	20	97	4.9	14	0	2	0	0.0	1	0	0	0
Dec 9	vs. Seattle*	19	109	5.7	57	0	2	8	4.0	7	0	0	0
Dec 16	at Kansas City	21	70	3.3	16	0	1	5	5.0	5	0	0	0
Dec 30	vs. Oakland*	18	89	4.9	34	0	0	0	0.0	0	0	0	0
Jan 6	at Indianapolis	18	82	4.6	13	0	0	0	0.0	0	0	0	0
2001 Regular Season Totals		167	701	4.2	57	0	12	69	5.8	16	0	0	0

TERRELL DAVIS' 100-YARD RUSHING GAMES (41; INCLUDES 7 POSTSEASON)

*denotes Broncos win (Broncos are 30-4 in the regular season and 7-0 in the postseason when Davis rushes for 100 or more yards.)

Date	Opponent	Att.	Yds.	Avg.	LG	TD	Notes
11/5/95	vs. Arizona*	22	135	6.1	34	1	First career 100-yard game
11/19/95	vs. San Diego*	30	176	5.9	19	1	Set new franchise single-game rookie rushing record
11/26/95	at Houston	19	110	5.8	60†	1	60-yard TD longest run by a Broncos rookie
9/8/96	at Seattle*	28	111	4.0	17	0	First of franchise-record-tying four straight 100-yd. games
9/15/96	vs. Tampa Bay*	22	137	6.2	18	1	160 yards total offense despite migraine headache
9/22/96	at Kansas City	19	141	7.4	65†	2	130 rushing yards in first half
9/29/96	at Cincinnati*	24	112	4.7	19	0	Tied franchise record with fourth straight 100-yd. game
10/20/96	vs. Baltimore*	28	194	6.9	71†	2	Franchise record for rushing yds.; longest career carry (71†)
11/17/96	at New England*	32	154	4.8	15	2	Three TDs (ties franchise high); 210 total yds. (record)
12/1/96	vs. Seattle*	26	106	4.1	16	1	5-yd. TD capped scoring as Broncos clinched AFC West
8/31/97	vs. Kansas City*	26	101	3.9	16	1	First career 100-yard game in Week One of a season
9/7/97	at Seattle*	21	107	5.1	14	1	22nd career rushing TD, tied for fifth on franchise list
9/14/97	vs. St. Louis*	21	103	4.9	12	0	Third straight 100-yard game to open season
9/21/97	vs. Cincinnati*	27	215	8.0	50†	1	Broncos' all-time single-game rushing high
10/6/97	vs. New England*	32	171	5.3	34	2	Sixth-fastest in NFL history to register 15 100-yd. games
10/26/97	at Buffalo*	42	207	4.9	29	1	Franchise records for carries (42) and total yards (236)
11/2/97	vs. Seattle*	21	101	4.8	19	0	Seventh 100-yard game of season to tie team record
11/9/97	vs. Carolina*	21	104	5.0	14	0	New franchise record for 100-yd. games in a season (8)
11/16/97	at Kansas City	34	127	3.7	18	0	4,000 career rush. yds.; fourth-fastest in NFL history
11/30/97	at San Diego*	26	178	6.8	24	1	New franchise records for single season yds. & attempts
12/27/97	vs. Jacksonville*Δ	31	184	5.9	59	2	Broncos postseason record for yds., att. and long run
1/4/98	at Kansas City*†	25	101	4.0	41	2	Tied franchise postseason TD mark for 2nd straight week
1/11/98	at Pittsburgh*§	26	139	5.3	43	1	Broke franchise postseason rushing mark
1/25/98	vs. Green Bay*Ω	30	157	5.2	27	3	Super Bowl MVP; Super Bowl-record 3 rushing TDs
9/13/98	vs. Dallas*	23	191	8.3	63†	3	Scored on 59- and 63-yard touchdown runs
9/20/98	at Oakland*	28	104	3.7	17	0	Davis' first 100-yard game versus Oakland
9/27/98	at Washington*	21	119	5.7	42†	1	Third-straight 100-yard game, en route to franchise-record 7
10/4/98	vs. Philadelphia*	20	168	8.4	57	2	168 yards all came in first half; did not play second half
10/11/98	at Seattle*	30	208	6.9	70	1	Second-highest single-game total in franchise history
10/25/98	vs. Jacksonville*	31	136	4.4	37†	3	1,001 yards after seven games, ties NFL record
11/1/98	at Cincinnati*	27	149	5.5	18	2	Franchise-record seventh straight 100-yard game
11/16/98	at Kansas City*	18	111	6.2	41†	1	16th TD of season and 54th of career; both franchise records
11/22/98	vs. Oakland*	31	162	5.2	20	1	Second player ever to amass 7,000 total yards in 1st 4 seasons
12/13/98	at New York Giants	28	147	5.3	27†	1	Broke his own single-season rushing mark of 1,750 from 1997
12/27/98	vs. Seattle*	29	178	6.1	21	0	Broncos all-time leading rusher; 2,008 for season; 3rd all-time
1/9/99	vs. Miami*†	21	199	9.5	62	2	Fourth-best single-game total in NFL postseason history
1/17/99	vs. New York Jets*§	32	167	5.2	31†	1	Sixth NFL player to amass 1,000 postseason rushing yards
1/31/99	vs. Atlanta*¶	25	102	4.1	15	0	NFL-record seventh straight 100-yard game in postseason
11/5/00	at New York Jets*	33	115	3.5	13	1	Third-most carries by Davis in a regular season game
9/10/01	vs. New York Giants*	21	101	4.8	26	0	Second career 100-yard performance in a season-opener ('97)
12/9/01	vs. Seattle*	19	109	5.7	57	0	Seventh career 100-yard game vs. Seattle; most vs. any opponent

ΔAFC Wild Card Playoff; †AFC Divisional Playoff; §AFC Championship Game; ΩSuper Bowl XXXII; ¶Super Bowl XXXIII

ELITE COMPANY

The Broncos are one of only five franchises in professional sports to boast a season-ticket base greater than 70,000. The four other franchises are the Jacksonville Jaguars, Kansas City Chiefs, New York Giants and New York Jets. The Giants (27 years) and Broncos (26) have surpassed the 70,000 mark for the most consecutive seasons.

TERRELL DAVIS VS. THE NFL

(Regular season only)

	G/S	Att.	RUSHING					100 Yds.	Rec.	RECEIVING				
			Yds.	Avg.	LG	TD	Yds.			Yds.	Avg.	LG	TD	
Denver	0/0	0	0	0.0	—	0	0	0	0	0.0	—	0	0	
Kansas City	10/9	208	904	4.3	65t	8	4	19	156	8.2	25	0	0	
Oakland	10/10	223	846	3.8	34	8	2	22	208	9.5	17	0	0	
San Diego	8/8	166	678	4.1	24t	4	2	25	202	8.1	22	1	1	
AFC West	28/27	597	2,428	4.1	65t	20	8	66	566	8.6	25	1	1	
Buffalo	2/2	62	277	4.5	29	2	1	7	38	5.4	25	0	0	
Miami	3/3	55	187	3.4	14	0	0	5	13	2.6	8	0	0	
New England	5/5	119	521	4.4	34	7	2	12	124	10.3	31	1	1	
N.Y. Jets	3/3	60	205	3.4	13	3	1	5	27	5.4	10	0	0	
AFC East	13/13	296	1,190	4.0	34	12	4	29	202	7.0	31	1	1	
Baltimore	1/1	28	194	6.9	71t	2	1	3	19	6.3	10	0	0	
Cincinnati	3/3	78	476	6.1	50t	3	3	3	16	5.3	8	0	0	
Cleveland	0/0	0	0	0.0	—	0	0	0	0	0.0	—	0	0	
Pittsburgh	1/1	21	75	3.6	8	1	0	3	26	8.7	23	0	0	
AFC North	5/5	127	745	5.9	71t	6	4	9	61	6.8	23	0	0	
Houston	0/0	0	0	0.0	—	0	0	0	0	0.0	—	0	0	
Indianapolis	1/1	18	82	4.6	13	0	0	0	0	0.0	0	0	0	
Jacksonville	2/2	52	220	4.2	37t	3	1	6	88	14.7	35	0	0	
Tennessee/Houston	1/1	19	110	5.8	60t	1	1	7	30	4.3	11	0	0	
AFC South	4/4	89	412	4.6	60t	4	2	13	118	9.1	35	0	0	
AFC Totals	50/49	1,109	4,775	4.3	71t	42	18	117	947	8.1	35	2	2	
Arizona	1/1	22	135	6.1	34	1	1	3	25	8.3	18	0	0	
St. Louis	2/2	30	137	4.6	12	0	1	1	4	4.0	4	0	0	
San Francisco	1/1	10	28	2.8	7	1	0	2	0	0.0	1	0	0	
Seattle	9/9	194	1,021	5.3	70	3	7	18	118	6.6	15	1	1	
NFC West	13/13	256	1,321	5.2	70	5	9	24	147	6.1	18	1	1	
Dallas	2/2	34	252	7.4	63t	3	1	3	26	8.7	17	0	0	
N.Y. Giants	2/2	49	248	5.1	27t	1	2	1	4	4.0	4	0	0	
Philadelphia	2/2	34	253	7.4	57	2	1	2	6	3.0	9	0	0	
Washington	2/2	34	187	5.5	42t	3	1	9	68	7.6	16	1	1	
NFC East	8/8	151	940	6.2	63t	9	5	15	104	6.9	17	1	1	
Chicago	1/1	21	76	3.6	25	1	0	2	10	5.0	9	0	0	
Detroit	0/0	0	0	0.0	—	0	0	0	0	0.0	—	0	0	
Green Bay	1/1	14	54	3.9	10	0	0	0	0	0.0	0	0	0	
Minnesota	1/1	19	68	3.5	13	1	0	6	37	6.2	9	1	1	
NFC North	3/3	54	198	3.7	25	2	0	8	47	5.9	9	1	1	
Atlanta	1/1	23	79	3.4	13t	1	0	0	0	0.0	0	0	0	
Carolina	1/1	21	104	5.0	14	0	1	1	12	12.0	12	0	0	
New Orleans	0/0	0	0	0.0	—	0	0	0	0	0.0	—	0	0	
Tampa Bay	2/2	41	190	4.6	18	1	1	4	23	5.8	9	0	0	
NFC South	4/4	85	373	4.4	18	2	2	5	35	7.0	12	0	0	
NFC Totals	28/28	546	2,832	5.2	70	18	16	52	333	6.4	18	3	3	
NFL Totals	78/77	1,655	7,607	4.6	71t	60	34	169	1,280	7.6	35	5	5	
Home	40/39	851	3,993	4.7	71t	36	18	92	704	7.7	35	3	3	
Road	38/38	804	3,614	4.5	70	24	16	77	576	7.5	31	2	2	
Grass	62/61	1,306	5,911	4.5	71t	50	26	136	1,062	7.8	35	4	4	
Turf	16/16	349	1,696	4.9	70	10	8	33	218	6.6	25	1	1	
Outdoors	69/68	1,473	6,747	4.6	71t	55	30	150	1,152	7.7	35	4	4	
Domes	9/9	182	860	4.7	70	5	4	19	128	6.7	15	1	1	
All Sun. Games	66/65	1,421	6,705	4.7	71t	50	31	149	1,145	7.7	35	5	5	
Sunday Night	5/5	111	568	5.1	57	3	3	13	80	6.2	16	0	0	
Mondays	12/12	234	902	3.9	41t	10	3	20	135	6.8	17	0	0	
Wins	51/51	1,225	6,034	4.8	71t	49	30	121	949	7.8	35	5	5	
Losses	27/26	430	1,573	3.7	65t	11	4	48	331	6.9	23	0	0	
August	1/1	26	101	3.9	16	1	1	3	14	4.7	7	0	0	
September	23/22	444	2,161	4.9	65t	17	11	37	284	7.7	22	1	1	
October	15/15	336	1,599	4.8	71t	15	6	47	407	8.7	35	0	0	
November	22/22	523	2,369	4.5	60t	18	12	59	433	7.3	23	3	3	
December	16/16	308	1,295	4.2	57	9	4	23	142	6.2	25	1	1	
January	1/1	18	82	4.6	13	0	0	0	0	0.0	0	0	0	

MATT DOMINGUEZ  **TIGHT END**

6-2 • 219 • 2ND YR. • SAM HOUSTON STATE



BORN: June 27, 1978 in Georgetown, Texas
HIGH SCHOOL: Georgetown High School, Georgetown, Texas
RESIDES: Georgetown, Texas
ACQUIRED: Rookie Free Agent, 2001
PRO YEAR: 2nd • **YEAR WITH BRONCOS:** 2nd
NFL GAMES PLAYED/STARTED: 12/0

49

Matt Dominguez turned in an impressive rookie season after joining the Broncos as an undrafted free agent from Sam Houston State. But he will spend his second season on the reserve/non-football injury list after tearing the anterior cruciate ligament in his left knee in the offseason. He underwent reconstructive surgery in February, and faces a 6-12 month rehabilitation process. Dominguez cleared waivers and was placed on reserve/non-football injury May 23, 2002. He originally signed with the Broncos April 27, 2001 and spent the first month of the regular season on the practice squad before signing to the active roster Oct. 5.

2001: Dominguez played in the final 12 games of the season after being signed to the active roster Oct. 5 and caught three passes for 26 yds. (8.7) with a long of 12. He spent the first three weeks of the season on the Broncos' practice squad, and was then inactive for his first game on the 53-man roster (vs. K.C., 10/7). Dominguez made the first special teams tackle of his career vs. Oak. (12/30). He tied his longest career catch at Mia. (12/2), pulling down his only pass of the game for 12 yards. Dominguez saw action at receiver at Dal. (11/22), catching one pass for 12 yds. In his first NFL game, at Sea. (10/14), Dominguez caught a 2-yr. pass for his first NFL reception. He went through training camp with the Broncos after signing as an undrafted free agent April 27, but was waived in the final cutdown, Sept. 2. He was then signed to the practice squad Sept. 3.

COLLEGE: Dominguez played in 44 career games at Sam Houston State and was the school's first NCAA Div. I-AA All-American. He caught 211 passes for 3,273 yds. and 27 touchdowns (15.5), including 44 for 497 yds. (11.3) and four touchdowns as a senior in 2000. His best season came as a junior when he caught a career-high 67 passes for 1,155 yds. (17.2) and 13 touchdowns. Dominguez holds eight Sam Houston State receiving records and five Southland Football League records.

PERSONAL: Dominguez was first-team all-state, All-Central Texas and All-District 14-5A at Georgetown (Texas) High School, where he caught 64 passes as a senior and 41 as a junior. He also lettered in basketball. He was born June 27, 1978 in Georgetown, Texas.

DOMINGUEZ'S REGULAR SEASON RECORD

Year	Club	RECEIVING							SCORING					
		G	S	No.	Yds.	Avg.	LG	TD	TD	TDr	TDp	TDrt	2pt.	Pts.
2001	Denver	12	0	3	26	8.7	12	0	0	0	0	0	0	0

ADDITIONAL STATISTICS: Special teams tackles — 2001 (1).

DOMINGUEZ'S SINGLE-GAME HIGHS

(Postseason in parenthesis)

Most receptions — 1 at Miami, 12/2/01; at Dallas, 11/22/01 and at Seattle, 10/14/01 (none). **Most receiving yards** — 12 at Miami, 12/2/01 and at Dallas, 11/22/01 (none). **Longest reception** — 12 at Miami, 12/2/01 and at Dallas, 11/22/01 (none). **Most touchdowns** — none (none).

BLACKOUT? WHAT BLACKOUT?

Since the 1970 season, the Broncos have sold out every regular season home game, totalling 245. The number reaches 258 when playoff games are included. The Broncos and the Washington Redskins are the only NFL teams to boast consecutive sell-outs since the 1970 season.



REUBEN DROUGHNS  **RUNNING BACK**

5-11 • 207 • 3RD YR. • OREGON

BORN: August 21, 1978 in Chicago, Ill.
HIGH SCHOOL: Anaheim High School, Anaheim, Calif.
RESIDES: Englewood, Colo.
ACQUIRED: Free Agent, 2002
PRO YEAR: 3rd • **YEAR WITH BRONCOS:** 1st
NFL GAMES PLAYED/STARTED: 9/3

34

Reuben Droughns was signed by the Broncos to help solidify a position in which Denver has been decimated by injuries over the past three seasons. Droughns, in his third year out of Oregon, has played in nine career games (three starts) and has 72 rushing yards and 93 total yards. He entered the NFL in 2000 as Detroit's third-round draft choice (81st overall), and spent his first season on injured reserve with a right shoulder injury suffered in the preseason. Droughns spent time on Detroit's active roster and the Dolphins' practice squad in 2001. Detroit did not renew his contract following the season and he signed with Denver April 1.

OFF THE FIELD

Reuben received national recognition during the 2000 offseason after the Los Angeles Times reported that he had given \$100 and his Oregon jacket to a homeless woman outside a Los Angeles 7-11 convenience store.

2001: Droughns played in nine games and started three for the Lions, rushing for 72 yards on 30 carries (2.4) and catching four passes for 21 yards (5.3) and a touchdown (vs. Tampa Bay, 11/11/01). He was waived by Detroit after Week 1 (Sept. 12) and was signed to Miami's practice squad Sept. 18 before being re-signed by the Lions Oct. 9. His career high for rushing attempts is 13 (vs. Tampa) and for yards is 36 (at S.F., 11/4/01). He also had a 15-yard run against the Niners.

2000: Droughns spent the season on injured reserve after separating his right shoulder on his first carry in Detroit's opening preseason game vs. New England (8/4). He was placed on injured reserve Aug. 22. Droughns was drafted by the Lions in the third round (81st overall) out of Oregon.

COLLEGE: Droughns was a two-year starter at Oregon after a stellar two-year career at Merced (Calif.) Junior College, and was a first-team All-Pac-10 choice as a senior. He ranks sixth on Oregon's all-time rushing list with 2,058 yards. Droughns had 1,234 yards and nine touchdowns on 277 carries (4.5) as a senior, including rushing for over 200 yards in three contests. In his first game for Oregon, he ran for 202 yards and two scores against Michigan State. One of his most impressive performances came at UCLA, where he ran for 172 yards and a score despite fracturing his right fibula during the contest, an injury that would force him to miss the rest of the season. Droughns was a history major at Oregon. He was a JUCO All-American at Merced after leading the nation in yards in 1997 with 1,611 and leading the state of California in all-purpose yardage with 1,984. *Prep Star Magazine* deemed him the nation's top JUCO running back after that campaign. He was an honorable mention All-American as a freshman.

PERSONAL: Droughns finished his career at Anaheim (Calif.) High School as the No. 2 rusher in Orange County history with 4,915 yards and 49 touchdowns. He ran for an incredible 2,083 yards as a sophomore in 1993. Reuben is one of four sons. Droughns was born Aug. 21, 1978 in Chicago, Ill.

DROUGHNS' REGULAR SEASON RECORD

Year	Club	G		RUSHING				RECEIVING				SCORING							
		S	No.	Yds.	Avg.	LG	TD	No.	Yds.	Avg.	LG	TD	TD	TDr	TDp	TDrT	2pt	Pts.	
2000	Detroit			INJURED RESERVE (SEPARATED RIGHT SHOULDER)															
2001	Detroit	9	3	30	72	2.4	15	0	4	21	5.3	8t	1	1	0	1	0	0	6
CAREER TOTALS		9	3	30	72	2.4	15	0	4	21	5.3	8t	1	1	0	1	0	0	6

ADDITIONAL STATISTICS: Special teams tackles — 2001 (10).

DROUGHNS' SINGLE-GAME HIGHS

(Postseason in parenthesis)

Most rushes — 13 vs. Tampa Bay, 11/11/01 (none). **Most rushing yards** — 36 at San Francisco, 11/4/01 (none). **Longest rush** — 15 at San Francisco, 11/4/01 (none). **Most receptions** — 3 vs. Tampa Bay, 11/11/01 (none). **Most receiving yards** — 17 vs. Tampa Bay, 11/11/01 (none). **Longest reception** — 8, TD, vs. Tampa Bay, 11/11/01 (none). **Most receiving touchdowns** — 1 vs. Tampa Bay, 11/11/01 (none).



JASON ELAM  **KICKER**

5-11 • 200 • 10TH YR. • HAWAII

BORN: March 8, 1970 in Ft. Walton Beach, Fla.
HIGH SCHOOL: Brookwood High School, Snellville, Ga.
RESIDES: Braselton, Ga.
ACQUIRED: Draft #3 (70th overall), 1993
PRO YEAR: 10th • **YEAR WITH BRONCOS:** 10th
NFL GAMES PLAYED/STARTED: 140/0 • **POSTSEASON:** 10/0

1

Jason Elam continues to rank among the elite kickers in the

National Football League as he enters his 10th professional season. The three-time Pro Bowl selection (1995, '98, 2001 seasons), who has scored more than 100 points in each of his nine pro seasons, took a step toward football immortality in October 1998 when he tied the NFL record for longest field goal, converting a 63-yard attempt vs. Jacksonville (10/25/98). He also holds the NFL record for consecutive point-after attempts converted, entering the 2002 season having made 344 in a row, dating back to Nov. 14, 1993. Elam is the Broncos' all-time leading scorer (1,073), becoming just the 30th player in NFL history to pass the 1,000-point plateau. He also scored the 20,000th point in the history of Monday Night Football at Oakland, Nov. 5, 2001. Elam holds club records for career field goals (235), field-goal attempts (297), field-goal percentage (.791) and PATs made (368) and attempted (369). Additionally, he holds the top four single-season marks in club history for field goals, PATs and PAT attempts, as well as the top two marks for field-goal percentage (.861 in 2001 and .852 in 1998), while scoring in all 140 career games, the longest streak in franchise history. His excellence is nearly unmatched around the league, as he leads the NFL in total points scored (1,073) and field goals made (235) over the past nine seasons. Elam remains the NFL's fourth most accurate kicker on field goal attempts from inside 40 yards (159/170; .935), and enters the 2002 season having converted his last 23 kicks in a row from inside 40 yards in home games. Elam's 51-yard field goal in Super Bowl XXXII was the second-longest in Super Bowl history (54 yds., Steve Christie, Buf., SB XXVIII), as well as the longest in Broncos postseason history, and his 6-for-6 output on point-after attempts in the AFC Wild Card Game vs. Jacksonville (12/27/97) also set a Broncos postseason record. Elam now ranks second in all-time postseason scoring by a Bronco (60 points), and has made more point-after attempts (30) in the postseason than any other player in franchise history. Elam also ranks second in field goals made (10) in the postseason by a Bronco, and his 12 attempts rank second all-time. In the regular season Elam is 25-41 (.610) for his career on field goal attempts of 50 yards or more, including a 5-8 mark in 1999. He is 24-37 (.649) from 50-59, and 1-4 in the 60+ range, missing from 66 yds. vs. Seattle in 1995 (Dec. 10); 64 vs. Seattle in 1999 (Dec. 19) and 65 vs. the Giants in 2001 (Sept. 10). His streak of three straight games with a field goal of 50 or more yards (last game of 1996 through second game of 1997) tied Elam with three other NFL players (Horst Muhlmann, 1970; Tom Dempsey, 1971; and Chris Bahr, 1981) for the longest such streak since the AFL-NFL merger in 1970. Elam was named the 2001 NFL Special Teams Player of the Year by the NFL Alumni and was honored in October 1996 as one of the Broncos' three nominees for the True Value/NFL Man of the Year Award. As well he has twice been named AFC Special Teams Player of the Week (Week 8, 1998 and Week 9, 1999) and has earned one AFC Special Teams Player of the Month award (Nov. 2001). He has kicked 10 game-winning or game-saving field goals in his outstanding career. Elam was selected by the Broncos in the third round (70th overall) of the 1993 NFL Draft out of Hawaii.

OFF THE FIELD

Jason is a licensed commercial airplanes pilot, who plans to fly full-time when he completes his playing career. Throughout his career Jason has been very active in the community, volunteering with Sungate and the Ronald McDonald House.

LONGEST PAT STREAK IN NFL HISTORY

Jason Elam broke Norm Johnson's NFL record of 301 consecutive point-after attempts when he went 5-5 at New Orleans, Dec. 3, 2000. Below is a look at the top three PAT streaks in NFL history:

MOST CONSECUTIVE POINT-AFTER-TOUCHDOWN CONVERSIONS, NFL HISTORY

PLAYER	TEAM(S)	PATS	DATES
1. Jason Elam	Denver	344	1993-current
2. Norm Johnson	Phi./Pit./Atl.	301	1991-99
3. Eddie Murray	Det./K.C./T.B./Dal./Phi./Was./Min.	251	1988-2000

ELAM TIES ONE OF FOOTBALL'S LONGEST-STANDING RECORDS

On Oct. 25, 1998, Jason Elam tied a 28-year old NFL record by kicking a 63-yard field goal against the Jacksonville Jaguars at the end of the first half. He matched Tom Dempsey's record set Nov. 8, 1970 as a member of the New Orleans Saints against Detroit (a game-winner):

LONGEST FIELD GOALS IN NFL HISTORY

PLAYER	TEAM	OPPONENT (DATE)	DISTANCE
1. Jason Elam	Denver	vs. Jacksonville (10/25/98)	63
Tom Dempsey	New Orleans	vs. Detroit (11/8/70)	63
3. Morten Andersen	New Orleans	vs. Chicago (10/27/91)	60
Steve Cox	Cleveland	at Cincinnati (10/21/84)	60

2001: Elam—voted to his third Pro Bowl; named the NFL's 2001 Special Teams Player of the Year by the NFL Alumni; voted second-team All-NFL by the Associated Press, *College & Pro Football Newsweekly* and *Football News* and All-AFC by *Pro Football Weekly* and *Football News*—turned in the most consistent and productive season of his nine-year career, leading the NFL in field goals with a franchise-record-tying 31, while tying for third in the league with 124 points. He converted a franchise-record 86% of his field goals (31 of 36) and all 31 point-after attempts to extend his NFL record for consecutive PATs to 344. He has now topped the 100-pt. mark in each of his nine pro seasons. Elam tied his career single-season high with his 31st field goal of the season in the 3rd qtr. of the season finale at Ind. (1/6), matching his mark from 1995. He had a chance to break his record but was wide left from 54 yds., making him 2-3 from 50-59 yds. on the season. Elam was perfect vs. Oak (12/30), connecting on three field goals (27, 25, 42) and hitting both PATs to account for 11 of the Broncos' 23 points. Elam broke a string of 13 field goals without a miss at K.C. (12/16), but still hit three of four, including a 49-yarder with 1:13 remaining in regulation to send the game to overtime. Though the Broncos lost in OT, it marked the 10th time in his career he had kicked a game-saving or game-winning field goal in regulation or overtime, and the second time he had sent a game to OT (11/22/99 vs. Oak.; Den. won in OT). Elam was named AFC Special Teams Player of the Month for November when he led all NFL kickers with 38 points and 11 field goals as the Broncos went 2-2. He converted 11 of 12 field goal attempts (.917), including two from beyond 45 yards. For the second time in three games Elam scored a season-high 14 points at Dal. (11/22), hitting four field goals (from 24, 50, 46 and 28) and both PAT opportunities. His successful 50-yarder made him 2-2 on field goal attempts of 50 yds. or longer in 2001. Elam scored 14 points vs. S.D. (11/11) on the strength of a season-high four field goals, hitting from 25, 29, 26 and 33. He also registered his first special teams tackle of the season vs. the Chargers. Elam had a record-setting night at Oakland (11/5), hitting two field goals, including a 39-yarder that gave him his 1,000th career point, making him the 30th NFL player to reach that plateau, as well as extending his franchise scoring record. He reached the milestone fastest among all kickers on the list. The kick also accounted for the 20,000th point scored in the history of Monday Night Football. Elam finished the night hitting another field goal from 21 yds., but had one blocked from 48. It was the only game of the season season in which Elam did not attempt a PAT, as the Broncos attempted two-point conversions after each of their three touchdowns. Elam drilled his first 50-yd. field goal of the season vs. N.E., and converted all four point-after attempts in Denver's 31-20 win. At S.D. (10/21) he hit from 45 yds. out but missed from 42, and hit his only PAT. At Sea. (10/14), he was 3-3 on PATs, attempting no field goals. He was 2-2 on field goals against K.C. (10/7), hitting from 48 and 24, while continuing his perfect PAT streak, hitting two. He was 2-2 against Balt. (9/30), hitting from 43 and 49, and converted his only PAT. He was perfect on three field goal attempts (35, 31 and 49 yds.) at Ariz. (9/23) and all three PATs for a then-season-high 12 points. Elam made one of two field goal attempts in the season opener vs. the Giants (9/10) and converted all four-point-after attempts.

ELAM AMONG THE LEADERS

Jason Elam ranks among the league leaders in fields goals made inside 40 yards since he entered the league in 1993:

**NFL'S MOST ACCURATE KICKERS INSIDE 40 YARDS SINCE 1993
(ACTIVE PLAYERS; MIN. 130 ATTEMPTS)**

PLAYER	TEAM(S)	FG/FGA	PCT.
1. Jason Hanson	Detroit	141/148	.953
2. Matt Stover	Baltimore/Cleveland	160/169	.947
3. John Kasay	Carolina/Seattle	125/133	.940
4. Jason Elam	Denver	159/170	.935
5. John Carney	San Diego	155/166	.934
6. Morten Andersen	New Orleans/Atlanta/N.Y.G.	141/153	.922

ELAM AMONG THE LEADERS (PART 2)

Jason Elam ranks first in the NFL in points scored (1,073) and field goals made (235) since entering the league in 1993. Here is a look at the top four in each category:

MOST POINTS SCORED, 1993-2001

PLAYER	TEAM(S)	POINTS
1. Jason Elam	Denver	1,073
2. Gary Anderson	Minnesota	1,010
3. Matt Stover	Baltimore	961
4. Morten Andersen	Atlanta/N.O./N.Y.G.	951
5. Jason Hanson	Detroit	951

MOST FIELD GOALS MADE, 1993-2001

PLAYER	TEAM(S)	FGs
1. Jason Elam	Denver	235
2. Matt Stover	Cleve./Balt.	230
3. John Carney	San Diego	224
4. Jason Hanson	Detroit	218
Morten Andersen	Atlanta/N.O./N.Y.G.	218

He connected from 37 yds. after missing by just inches to the left on a 65-yd. attempt that would have broken the NFL record (63 yds.) he shares with Tom Dempsey. The attempt was the second-longest of Elam's career (66-yd. attempt vs. Sea., 12/10/95).

2000: Elam was 18-24 (75%) on field goal attempts and 49-49 on PATs to account for 103 points on the season, 10th most in the AFC, despite missing three games. His 49 PATs were most in the NFL and ranked second in franchise history behind his 58 in 1998. Elam's five PATs at N.O. (12/3) gave him an NFL record for consecutive PATs, breaking Norm Johnson's standard of 301 (Elam finished the season having made 313 straight). Elam suffered fractures of two transverse process bones in his lower back (L2, L3 vertebrae) on a kickoff return just before halftime vs. Atlanta (9/10) and missed three games (at Oak., 9/17; vs. K.C., 9/24 and vs. N.E., 10/1). He began kicking again after the K.C. game, and returned to game action at S.D. (10/8), converting all three point-after attempts. He experienced soreness in his back in the S.D. game, and was still affected by it a week later vs. Cleve. (10/15) when he was relieved of his kickoff duties. Elam still handled place-kicking chores and accounted for 14 of Denver's 44 points vs. the Browns by going 3-4 on field goals and 5-5 on PATs. With his three PAT attempts at the Jets (11/5) Elam passed Jim Turner (304) for most PAT attempts in franchise history. His game-winning 41-yd. field goal vs. Oak. (11/13) marked the ninth time in his career he converted a game-winning or game-saving field goal in the 4th qtr. or overtime. It was the first time in his career Elam kicked the winning field goal as time expired. He became the first Bronco to make 200 field goals in a career with his successful boot from 26 yds. vs. S.D. (11/19). With his 51-yard field goal vs. Atl. (9/10) Elam finished the 2000 season having connected on 23 of 37 (.621) attempts from 50 yds. and beyond in his career (22-34, .647 from 50-59 and 1-3, .333 from 60+). Elam successfully converted his only kick of the day in the AFC Wild Card Game at Balt. (12/31), making a 31-yd. field goal in the 2nd qtr.

1999: Elam converted all 29 point-after attempts and was 29-36 (80.6%) on field goal attempts to account for 116 points on the season (T5th AFC/T6th NFL). He scored in all 16 games to run his career streak to 111 games, the longest in franchise history, and also made two tackles on

ELAM'S 10 GAME-WINNING OR GAME-SAVING FIELD GOALS

Oct. 23, 1994: 54-yard FG with 10:02 remaining in the fourth quarter put Denver up 17-15. He added a 25-yarder with 4:07 left to help Denver to a 20-15 victory at San Diego.

Dec. 4, 1994: Booted a 34-yard FG with 2:48 remaining in overtime to give Denver a 20-17 victory at Kansas City.

Nov. 19, 1995: Kicked a 32-yard FG with :02 left to give Denver a 30-27 win over San Diego.

Dec. 24, 1995: Kicked a 37-yard FG with :48 remaining to give Denver a 31-28 victory at Oakland, knocking the Raiders out of the playoffs and enabling the Broncos to finish with a non-losing record (8-8).

Oct. 26, 1997: Kicked a 33-yard FG with 1:56 remaining in overtime to give Denver a 23-20 victory at Buffalo in one of the longest weekends of the franchise's history, as the team had to overcome a blizzard in Denver that almost prevented them from leaving town and a 20-0 fourth-quarter flurry by the Bills.

Nov. 2, 1997: Kicked a 22-yard FG with 7:28 remaining to give the Broncos a 30-27 victory over the Seattle Seahawks.

Oct. 10, 1999: Kicked a 26-yard FG with 10:18 remaining to give the Broncos a 16-13 victory over the Raiders in Oakland.

Nov. 22, 1999: Kicked a 53-yard FG with 0:07 remaining, in freezing, snowy weather, to tie the Raiders in a Monday Night Football game at Mile High Stadium, forcing overtime. The Broncos won in OT.

Nov. 13, 2000: Kicked a 41-yard FG as time expired to give Denver a 27-24 win over Oakland in the final Monday Night Football game at Mile High Stadium.

Dec. 16, 2001: Kicked a 49-yard FG with 1:13 remaining in regulation to tie Denver with Kansas City at Arrowhead Stadium. The Broncos lost in overtime.

KICKERS WITH FIELD GOALS OF 50 OR MORE YARDS IN THREE CONSECUTIVE GAMES

KICKER	TEAM	YEAR(S)	DATES	DISTANCES
Horst Muhlman	Cincinnati	1970	Oct. 4-Oct. 18	51, 50, 50
Tom Dempsey	Philadelphia	1971	Dec. 5-Dec. 19	52, 54, 50
Chris Bahr	L.A. Raiders	1981	Oct. 18-Nov. 1	51, 51, 51
Jason Elam	Denver	1996-97	Dec. 22, 1996-Sept. 7, 1997	51, 53, 51

special teams. Elam tied for sixth in the NFL in field goals (29). With his seven points vs. the Jets (10/3), Elam eclipsed Jim Turner (742 points; 1971-79) to become the all-time leading scorer in Denver Broncos franchise history (now 846). Already the franchise record-holder for career field goals (184), Elam became the leader in field-goal attempts (previously Turner, 233) and PATs made (Turner, 283) vs. Seattle (12/19), and finished the season with 237 and 288, respectively. Elam's 26-yd. field goal with 10:18 to play at Oakland (10/10) was the seventh game-winning field goal of his career, lifting Denver to a 16-13 win. Elam was 5-7 on field-goal attempts of 50-59 yds. in 1999, to improve his career percentage from that range to 63.7% (21-33). He was successful from 50 yds. at K.C. (9/19), 51 yds. vs. the Jets (10/3), 55 yds. at S.D. (11/7); 53 yds. vs. Oak. (11/22) and 50 vs. S.D. (1/2), while missing from 53 vs. Green Bay (10/17) and 59 at New England (10/24). The 55-yarder at San Diego was the third-longest of his career, and the longest since his NFL-record-tying 63-yarder vs. Jacksonville the year before (10/25/98). The effort earned Elam AFC Special Teams Player of the Week honors for Week 9, as he made four field goals and scored 15 points in the game, his highest single-game totals for both categories since setting career highs with 5 FGs and 16 pts. at K.C., Nov. 16, 1997. Elam matched the four-field-goal effort vs. Oakland (11/22) on Monday Night Football, including one of the most pressure-filled of his career, from 53 yds. out with 7 seconds remaining to tie the score at 21-21 and send the game to overtime. It proved to be the eighth game-winning or game-saving field goal of his career, as the Broncos went on to win 27-21 with Elam converting from 24, 30, 38 and 53 yds. on a cold (26°), snowy night.

1998: Elam turned in the finest all-around performance of his six-year NFL career, being selected to his second Pro Bowl, named second-team All-NFL by the Associated Press, *College & Pro Football Newsweekly* and All-AFC by *Pro Football Weekly* and *Football News*. He carved out his place in NFL history Oct. 25 vs. Jacksonville when he tied the pro football record for the longest field goal, clearing the crossbar from 63 yds. away as time expired in the first half to match the 28-year old standard set by New Orleans' Tom Dempsey (vs. Detroit, Nov. 8, 1970). The kick shattered the previous club record of 57 yds. by Fred Steinfort (vs. Wash., 10/13/80) and the previous Mile High Stadium record of 58 yds. by Cleveland's Steve Cox (12/4/83), and earned Elam AFC Special Teams Player of the Week and Miller Lite NFL Player of the Week honors for the first time in his career. It was the fourth field goal of 60-or-more yards in NFL history, with Cox (60 yds. vs. Cin., 10/21/84) and Morten Andersen (N.O., 60 yds. vs. Chi., 10/27/91) joining Elam and Dempsey in the 60+ club. Elam enjoyed his finest season statistically in 1998, converting 23 of his 27 field goal attempts for a career-best and franchise-record percentage of .852, and all 58 point-after attempts for 127 total points, while also making one tackle on a kickoff return. Elam tied for third in the AFC (T5th NFL) in scoring among kickers, and his 58 PAT conversions ranked second-most in the NFL, while also representing a team record for a single season (previous: 46 by Elam, 1996, '97). He strained his right hamstring in the second quarter vs. Philadelphia (10/4) and was unable to play in the second half. Elam practiced sparingly the following week, but was able to play at Seattle (10/11), converting all three point-after attempts. He was 3-4 on kickos of 50 yards or longer, with his successful boot from 53 yards in Week 1 vs. New England (9/7), his NFL-record-tying 63-yarder vs. Jacksonville, his 52-yarder at Miami (12/21) and his miss from 55 yds. vs. Seattle (12/27). The 53-yarder had been Elam's longest field goal since converting from the same distance in the 1997 season-opener vs. Kansas City (8/31/97). Versus Dallas (9/13) he tied a fran-

ELAM ETCHES NAME IN SUPER BOWL RECORD BOOK

Jason Elam's second-quarter 51-yard field goal in Super Bowl XXXII vs. Green Bay not only gave Denver a 17-7 lead, it was the second longest field goal in Super Bowl history, trailing only a 54-yarder by Steve Christie in Super Bowl XXVIII:

LONGEST FIELD GOALS IN SUPER BOWL HISTORY

PLAYER	TEAM	OPPONENT (DATE)	DISTANCE
1. Steve Christie	Buffalo	vs. Dallas (1/30/94)	54
2. Jason Elam	Denver	vs. Green Bay (1/25/98)	51
3. Jan Stenerud	Kansas City	vs. Minnesota (1/11/70)	48
Rich Karlis	Denver	vs. N.Y. Giants (1/25/87)	48

chise record that he already shared with four other players by converting six point-after attempts. A week later at Oakland (9/20) his two field goals moved him past Rich Karlis (137) for second place on Denver's all-time field goal list, and he became the Broncos' all-time field goal leader at San Diego, with his 152nd (Jim Turner, 151). Elam's 13 pts. vs. Jacksonville (10/25) moved him past Karlis (655) for second on the all-time franchise scoring list, finishing the year with 730 points. Elam set a franchise record for consecutive field goals made in Game 10 at Kansas City (11/16) on Monday Night Football, converting his 14th in a row to top Rich Karlis' previous standard of 13 (1984-85), and ran his streak to 19 straight before having a 37-yd. attempt vs. Kansas City (12/6) blocked. His four PATs at San Diego (11/29) pushed his total to 47, besting his own previous franchise record of 46, achieved in 1996 and '97, and he finished the year with 58. Elam made six of eight field goal attempts and all 11 point-after attempts for a team-leading 29 points in three post-season contests to move into second place in all-time postseason scoring by a Bronco. He also moved into the club postseason lead in point-after attempts (30) and second place in field goals made (9) and attempted (11). He made his only field goal attempt (32 yds.) and all five point-after attempts to account for eight points in the AFC Divisional Playoff Game vs. Miami (1/9). That effort, however, was overshadowed by what he did a week later in the AFC Championship Game vs. the Jets (1/17), tying a franchise record with three field goals (also accomplished by David Treadwell, vs. Cleve., 1/14/90 and Rich Karlis, at Cleve., 1/11/87) and drilling both point-afters for 11 points on the day. Elam's 48-yarder ties for the third-longest in franchise playoff history, matching Rich Karlis' vs. the Giants in Super Bowl XXI (1/25/87). Elam had a busy day in Super Bowl XXXIII vs. Atlanta (1/31), converting two of four field goal attempts and all four point-afters for 10 points in the Broncos' 34-19 win. He was successful from 26 and 37 yards in the 2nd and 4th qtrs., respectively, and missed from 38 and 48 yards in the 3rd, the first two postseason misses of his career.

1997: Elam converted 26 of his 36 field goal attempts—including three from beyond 50 yards (50, 51 and 53)—and tied his own franchise record (1996) for PATs in a season by going a perfect 46-46 in that department. His 124 total points on the season ranked second in the AFC (4th NFL), and his 46 PATs led the AFC (2nd NFL). Elam's three field goals from beyond 50 yards in 1997 gave him 14 for his career (23 att.), and a .609 percentage from that range. He also made one special teams tackle on the year. Elam surpassed the 500-point plateau with his final point-after attempt at Seattle (9/7), becoming only the third Bronco in history to do so, and the fastest in terms of games played (66). He had a streak of three straight games with a field goal of 50+ yards snapped vs. St. Louis (9/14), a streak that dated back to the '96 season finale when he converted a 51-yarder at San Diego (12/22/96). In so doing, Elam became just the fourth kicker since the 1970 AFL-NFL merger to connect on field goals of 50 or more yards in three consecutive games. The others were Horst Muhlmann (1970), Tom Dempsey (1971) and Chris Bahr (1981). Elam was inactive for the New England game (10/6) because of groin and hip flexor injuries to his right leg, suffered the previous week at Atlanta (9/28). He missed most of that game after sustaining the injury on the kickoff following the Broncos' first touchdown. The New England game was the first missed by Elam in his five-year NFL career. With his first point-after at Oakland (10/19) Elam set a new Broncos record for consecutive games scoring at least one point (70), surpassing Rich Karlis' team record, set from 1984-88. He has now scored at least one point in the last 79 games in which he has played. He kicked the game-winning 33-yard field goal in overtime at Buffalo (10/26), the second time in his career that Elam has won a game for the Broncos in OT. The first was at Kansas City (20-17) Dec. 4, 1994. Elam tied his own franchise record with five field goals at Kansas City (11/16), matching the standard achieved previously by himself (vs. Buffalo, 9/3/95), Rich Karlis (vs. Seattle, 11/20/83) and Gene Mingo (vs. San Diego, 10/6/63). In that game he also tied his career high for field goal attempts in a game (6). In the postseason Elam was perfect, converting all 15 point-after attempts and both field goal attempts, of 43 and 51 yards. The 51-yard field goal in the Super Bowl was the second-longest in Super Bowl history (54 yds., Steve Christie, Buff., SB XXVIII), as well as the longest in Broncos postseason history, and his 6-for-6 output on point-after attempts vs. Jacksonville (12/27) also set a Broncos postseason record, topping the previous mark (5 of 5) held by Rich Karlis (vs. Cleveland, 1/17/88).

1996: Elam converted 21 of 28 field goal attempts and all 46 point-after attempts to lead the team with 109 points. A hip flexor injury he suffered at Seattle in Week Two (9/8) hindered his performance during the middle of the season. The injury occurred when he was hit in the leg while following through on a kick. Elam's 109 points figured eighth among AFC kickers, and made him the first player in Broncos history to achieve four seasons with 100 or more points, having done so in each of his four professional seasons. He was also credited with one special teams tackle on the season. Elam converted three field goals in a game on two separate occasions, doing so at

Seattle (9/8) in a 30-20 Denver victory and at Oakland (11/4) in Denver's 22-21 Monday Night win over the Raiders, their third of four consecutive wins over their arch-rival. Elam also tied the team record for most extra points in a game with six against Baltimore (10/20) in a 45-34 Bronco triumph. He connected on his only 50+-yard field goal of the '96 season at San Diego (12/22) in the regular season finale. In Denver's AFC Divisional Playoff vs. Jacksonville he did not attempt a field goal and was 1-2 on point-after attempts, having his first try of the day blocked by the Jaguars' Clyde Simmons.

1995: Elam finished tied for third in the NFL in scoring—tied for second among kickers—with 132 points, and tied for second in field goals made with 31 as he was voted to his first Pro Bowl appearance. The 132 points are the second-most by a Bronco in a single season, and the 31 field goals broke Elam's own record of 30 set in '94. On the season he was 31-38 (.816) on field goal attempts and 39-39 on point-after attempts. His breakthrough season also included second-team All-Pro honors from both the Associated Press and *College & Pro Football Newsweekly*, as well as All-AFC honors from *Pro Football Weekly*. He also punted once for 17 yards and contributed two special teams tackles. Elam was 5-7 (.714) on field-goal attempts of 50 yards or longer—including one missed attempt of 66 yards versus Seattle (12/10)—to improve his career numbers from that distance to 10-16 (.625). His 66-yard attempt was the second-longest kick ever attempted by a Bronco, trailing only the 73-yard attempt (also missed) by Fred Steinfort at New England in 1980 (9/29), and was the longest ever attempted at Mile High Stadium. His five field goals of 50 yards or more tied a Broncos single-season record, originally held by Fred Steinfort (5-8 in 1980). Elam's 56-yarder at Houston (11/26) was the longest of his career, and the second-longest in franchise history, behind Steinfort's 57-yarder vs. Washington, Oct. 13, 1980. At Oakland on Christmas Eve Elam scored 11 points, including the game-winning 37-yard field goal with 48 seconds remaining, in Denver's 31-28 win. It was the second time in '95 that Elam had kicked a game-winning field goal in the final minute, following his 32-yard effort that beat San Diego with 0:02 remaining (11/19). The San Diego game-winner was the third of Elam's career, and his first in the final seconds of regulation. Elam made a franchise-record 13 straight field goals during the middle of the season, beginning with a 30-yarder at Seattle (10/1), and ending with a 35-yarder against San Diego (11/19). Elam set the tone for his stellar season in the opener against Buffalo (9/3), tying a Broncos single-game record with five successful field goals in six attempts (22, 52, 20, 38, 37; missed from 38).

1994: Elam matched his rookie total of 119 points scored (fourth on the Broncos' all-time single-season scoring list) and set a Broncos record for successful field goals in a season with 30 (37 attempts). He also was a perfect 29-for-29 on point-after attempts, giving him a two-year accuracy of .986 (70-of-71). His two-year field-goal percentage of .778 moved him into second on the Broncos' all-time career list, just behind David Treadwell (.779 from 1989-92). His accuracy on kicks inside 40 yards was impeccable in '94, as he converted 22-of-22 kicks within that distance. Elam tied his NFL long and the fourth-longest kick in Broncos history with a 54-yard field goal at San Diego (10/23). He accounted for nine of the Broncos 15 points in a 15-13 win over Cincinnati (11/27) by converting 3-of-5 attempts (34 yards, 33 and 37). He also connected for three field goals at New York (3-for-3) and at Seattle (3-for-4). Elam had just one field goal attempt blocked, a 50-yard attempt against Atlanta (11/20).

1993: Elam showed his leg strength on several long field goals during the 1993 season. His 119 points (fourth-highest figure in Bronco history) placed him fourth in the AFC and seventh in the NFL. Elam was successful on 4 of 6 field goal attempts longer than 50 yards. His 54-yarder in the week two game vs. San Diego (9/12) was the fourth-longest in team history. That came one week after he tied for the third-best single game performance at the New York Jets (9/5) in the season opener. In that game he went 4-4. For the year Elam made 26 field goals, tying for fourth-best in team history.

COLLEGE: Elam was a superb combination kicker in college, holding virtually every school and conference scoring record at the University of Hawaii. He finished his career with 79 field goals, just one shy of the NCAA record held by Jeff Jaeger (80). Elam holds the Western Athletic Conference scoring record with 395 points, and made 30 of 43 field goals of 40 yards or more. Elam finished his collegiate career with a .790 field goal percentage, connecting on 79 of 100 attempts, with his longest being a 56-yarder. He finished 157 of 160 in PATs for the Rainbows. As a senior Elam was selected first-team All-America (Kodak and The Poor Man's Guide to the NFL Draft) and was first-team All-WAC. He made 16 of 25 field goals and 44 extra points, finishing with 92 points for the season. He also finished his collegiate career with a 43.5-yard average on 84 punts. Elam was a communication major.

PERSONAL: Jason and his wife, Tamy, a former Broncos cheerleader, have a son, Jason, Jr. (2/28/97) and a daughter, Jordan Noel (10/21/99). The family makes its offseason home in Braselton, Ga. Jason is a licensed commercial airplane pilot, who plans to fly full-time when he completes his NFL playing career. Jason was first-team all-county and second-team all-state at Brookwood High School in Snellville, Ga., where he also lettered in swimming and track. Jason was born March 8, 1970 in Fort Walton Beach, Fla.

ELAM'S REGULAR SEASON RECORD

Year	Club	G	FIELD GOALS							TOTAL	Pct.	PATs		Pts.
			1-19	20-29	30-39	40-49	50-59	60+	Md./Att.			Pct.		
1993	Denver	16	0/0	11/12	7/7	4/10	4/6	0/0	26/35	.742	41/42	.976	119	
1994	Denver	16	0/0	11/11	11/11	7/12	1/3	0/0	30/37	.811	29/29	1.000	119	
1995	Denver	16	0/0	7/9	14/15	5/7	5/6	0/1	31/38	.816	39/39	1.000	132	
1996	Denver	16	2/2	8/8	4/5	6/10	1/3	0/0	21/28	.750	46/46	1.000	109	
1997	Denver	15	0/0	10/11	10/12	3/8	3/5	0/0	26/36	.722	46/46	1.000	124	
1998	Denver	16	0/0	3/3	13/14	4/6	2/3	1/1	23/27	.852	58/58	1.000	127	
1999	Denver	16	1/1	8/8	7/8	8/11	5/7	0/1	29/36	.806	29/29	1.000	116	
2000	Denver	13	0/0	7/7	6/7	4/9	1/1	0/0	18/24	.750	49/49	1.000	103	
2001	Denver	16	0/0	11/11	8/8	10/13	2/3	0/1	31/36	.861	31/31	1.000	124	
CAREER TOTALS		140	3/3	76/80	80/87	51/86	24/37	1/4	235/297	.791	368/369	.997	1,073	

ADDITIONAL STATISTICS: Punted once for 17 yards vs. Kansas City, 10/22/95. Special teams tackles — 1995 (2), 1997 (1), 1999 (2), 2001 (1), TOTAL (6).

ELAM'S POSTSEASON RECORD

Year	Club	G	FIELD GOALS							TOTAL	Pct.	PATs		Pts.
			1-19	20-29	30-39	40-49	50-59	60+	Md./Att.			Pct.		
1993	Denver	1	0/0	0/0	1/1	0/0	0/0	0/0	1/1	1.000	3/3	1.000	6	
1996	Denver	1	0/0	0/0	0/0	0/0	0/0	0/0	0/0	.000	1/2	.500	1	
1997	Denver	4	0/0	0/0	0/0	1/1	1/1	0/0	2/2	1.000	15/15	1.000	21	
1998	Denver	3	0/0	1/1	3/4	2/3	0/0	0/0	6/8	.750	11/11	1.000	29	
2000	Denver	1	0/0	0/0	1/1	0/0	0/0	0/0	1/1	1.000	0/0	.000	3	
CAREER TOTALS		10	0/0	1/1	5/6	3/4	1/1	0/0	10/12	.833	30/31	.968	60	

ELAM'S SINGLE-GAME HIGHS

(Postseason in parenthesis)

Most Field Goals Made — 5 twice: at Kansas City, 11/16/97 and vs. Buffalo, 9/3/95 (3 vs. N.Y. Jets, 1/17/99). **Most Field Goals Attempted** — 6 twice: at Kansas City, 11/16/97 and vs. Buffalo, 9/3/95 (4 vs. Atlanta, 1/31/99). **Longest Field Goal Made** — 63 (ties NFL record) vs. Jacksonville, 10/25/98 (51 vs. Green Bay, 1/25/98). **Longest Field Goal Attempted** — 66 vs. Seattle, 12/10/95 (51 vs. Green Bay, 1/25/98). **Most Consecutive Field Goals Made** — 19, 12/21/97-11/29/98 (8, 1/9/94-1/31/99). **Most PATs Made** — 6 vs. Dallas, 9/13/98 and vs. Baltimore, 10/20/96 (6 vs. Jacksonville, 12/27/97). **Most PATs Attempted** — 6 vs. Dallas, 9/13/98 and vs. Baltimore, 10/20/96 (6 vs. Jacksonville, 12/27/97). **Most Consecutive PATs Made** — 344 (NFL record), 11/21/93-current (26, 12/27/97-current); **Most Points Scored** — 16 twice: at Kansas City, 11/16/97 and vs. Buffalo, 9/3/95 (11 vs. N.Y. Jets, 1/17/99).

ELAM'S REGULAR SEASON FIELD GOALS BROKEN DOWN BY CATEGORY

Year	Club	KICKING SURFACES							Totals
		Home (Grass)	Home Pct.	Away Total	Away Pct.	Away Grass	Away Turf	All Games	
1993	Denver	11/16	.688	15/19	.789	10/13	5/6	26/35	
1994	Denver	12/15	.800	18/22	.818	10/12	8/10	30/37	
1995	Denver	17/20	.850	14/18	.778	9/10	5/8	31/38	
1996	Denver	10/12	.833	11/16	.688	8/12	3/4	21/28	
1997	Denver	12/14	.857	14/22	.636	8/14	6/8	26/36	
1998	Denver	9/12	.750	14/15	.933	9/10	5/5	23/27	
1999	Denver	14/20	.700	15/16	.938	13/14	2/2	29/36	
2000	Denver	10/13	.769	8/11	.727	3/6	5/5	18/24	
2001	Denver	16/17	.941	15/19	.789	5/6	10/13	31/36	
CAREER TOTALS		111/139	.799	124/158	.785	75/97	49/61	235/297	

ELAM'S POSTSEASON FIELD GOALS BROKEN DOWN BY CATEGORY

POSTSEASON Year	Club	KICKING SURFACES							Totals
		Home (Grass)	Home Pct.	Away Total	Away Pct.	Away Grass	Away Turf	All Games	
1993	Denver	0/0	.000	1/1	1.000	1/1	0/0	1/1	
1996	Denver	0/0	.000	0/0	.000	0/0	0/0	0/0	
1997	Denver	0/0	.000	2/2	1.000	1/1	1/1	2/2	
1998	Denver	4/4	1.000	2/4	.500	2/4	0/0	6/8	
2000	Denver	0/0	.000	1/1	1.000	1/1	0/0	1/1	
CAREER TOTALS		4/4	1.000	6/8	.750	5/7	1/1	10/12	



LENNIE FRIEDMAN  **GUARD**

6-3 • 285 • 4TH YR. • DUKE

BORN: October 13, 1976 in Livingston, N.J.
HIGH SCHOOL: West Milford High School, West Milford, N.J.
RESIDES: Parker, Colo.
ACQUIRED: Draft #2b (61st overall), 1999
PRO YEAR: 4th • **YEAR WITH BRONCOS:** 4th
NFL GAMES PLAYED/STARTED: 31/22

64

Lennie Friedman enters his fourth NFL season in 2002 looking to solidify his position as an integral part of the Broncos future on the offensive line. His career took a turn in a positive direction in 2000 as he started eight games at left guard when Mark Schlereth was injured, and he went on to start 14 more games at the position last year. Having missed his rookie season (1999) because of a knee injury Friedman was eager to fulfill his promise in 2000, and now must continue his growth along an offensive line that has consistently ranked among the NFL's best over the past seven seasons. During the spring of 2000 he played for the Barcelona Dragons of the NFL Europe League. Friedman was selected in the second round (61st overall) by the Broncos in 1999.

2001: Friedman played in 15 games, starting 14 at left guard. He returned to the starting lineup after a two-week hiatus at Mia. (12/2), and was effective though he missed several plays after aggravating a right medial knee sprain, and was replaced temporarily by David Diaz-Infante. Friedman did not start at Dal. (11/22), but saw action at left guard during several series, and was active but did not play vs. Wash. (11/18). He missed one play vs. N.E. (10/28) because of a knee injury and was replaced by Diaz-Infante. Friedman returned and finished the game.

2000: Friedman saw action in all 16 games and made eight starts. He took over the starting left guard spot full-time when Mark Schlereth (left knee) was placed on injured reserve Nov. 15. Friedman made his first two starts at left guard at Cin. (10/22) and the Jets (11/5). He saw his first offensive action vs. Cleve. (10/15) in the 4th qtr. at left guard in place of Schlereth, after playing on special teams only in the first six games. He also replaced Schlereth in the 4th qtr. vs. Oak. (11/13). Friedman started at left guard in the AFC Wild Card Game at Balt. (12/31). He was allocated by the Broncos to NFL Europe during the spring, where he played for the Barcelona Dragons.

1999: Friedman tore his left anterior cruciate ligament in preseason and was placed on injured reserve (8/31).

COLLEGE: Friedman was a three-year starter at left guard for Duke, where he earned first-team All-Atlantic Coast Conference honors from The Sports Network as a senior. He also received one start at right tackle and one at left tackle as a sophomore. Friedman played in seven games as a freshman, as a backup at right tackle. He saw his first collegiate action vs. Navy, becoming the first true freshman offensive lineman to play at Duke since Chris Port in 1986. Friedman earned his bachelor's degree in psychology and plans to enroll in medical school after his football career.

PERSONAL: Friedman was a *SuperPrep* Top 17 and All-New Jersey pick at West Milford (N.J.) High School. He started three years on both sides of the ball, winning all-conference honors as a junior defensive tackle—setting a school record with 111 tackles—and as a senior offensive tackle. Friedman was team MVP as a junior and senior and played in the North-South All-Star Game. He earned three letters in football, two in basketball and three in track and field. He was a National Honor Society member, a National Football Hall of Fame inductee and recipient of the Scholar Athlete Award. Lennie's father, Michael, played basketball and football at Wagner College. Leonard Lebrecht Friedman was born Oct. 13, 1976 in Livingston, N.J. He and his wife, Katie, reside in Parker, Colo.

FRIEDMAN'S REGULAR SEASON RECORD

Year	Club	G	S
1999	Denver	INJURED RESERVE (L ACL)	
2000	Denver	16	8
2001	Denver	15	14
CAREER TOTALS		31	22

FRIEDMAN'S POSTSEASON RECORD

Year	Club	G	S
2000	Denver	1	1



OLANDIS GARY  **RUNNING BACK**

5-11 • 218 • 4TH YR. • GEORGIA

BORN: May 18, 1975 in Washington, D.C.
HIGH SCHOOL: Riverdale Baptist High School, Riverdale, Md.
RESIDES: Aurora, Colo.
ACQUIRED: Draft #4 (120th overall), 1999
PRO YEAR: 4th • **YEAR WITH BRONCOS:** 4th
NFL GAMES PLAYED/STARTED: 22/13

22

Olandis Gary faces the challenge for the second year in a row of returning from a season-ending injury, as he enters the 2002 season. A fractured left fibula last Nov. 22 at Dallas landed Gary on the injured reserve list for the season's final five games, and left him with another offseason of rehab. It is a familiar scenario for the former 1,000-yard rusher, whose 2000 season was mostly wiped out by a torn right anterior cruciate ligament suffered in the season opener. But just as he did the first time around, Gary visualizes a full return to the form that made him a rookie sensation in 1999 when he burst onto the scene in Week 5 after an injury to Terrell Davis and went on to set what was then a franchise rookie rushing record with 1,159 yards in just 12 games. His 96.6 yards-per-game average ranked third in the National Football League behind only Washington's Stephen Davis and Indianapolis' Edgerrin James. Gary has now played in 22 career games (13 starts) and rushed for 1,467 yards on 346 carries (4.2) with a long of 71 yards and eight touchdowns. He has also caught 28 passes for 198 yards (7.1) with a long of 21. Gary was a fourth round draft choice (120th overall) of the Broncos in 1999. He underwent arthroscopic surgery on his right knee (ACL) Sept. 11, 2000 and had surgery to repair a fractured left fibula Nov. 23, 2001.

2001: Gary played in nine of the first 11 games and started one, and rushed for 228 yds. on 57 carries (4.0), with a long of 29 and one touchdown, while also catching four passes for 28 yds. (7.3) with a long of 11. In his lone start, at Dal. (11/22), Gary fractured his left fibula in the 1st qtr. and underwent surgery the following day. He was placed on injured reserve Nov. 26. On the season Gary was a perfect 5-5 in 3rd-and-1 rushing situations, leading the AFC at the time of his injury. Gary rushed 14 times for a season-high 90 yds. (6.4) and a touchdown in a reserve role at Ariz. (9/23) after playing only on special teams in the season opener vs. the Giants (9/10).

2000: Gary was placed on injured reserve Sept. 8 because of a torn right anterior cruciate ligament suffered in the season opener at St. Louis (9/4). He underwent surgery Sept. 11 and began rehabilitation immediately. Gary had replaced the injured Terrell Davis in the 2nd qtr. and was the primary ball-carrier for the remainder of the contest, tallying 80 yds. on 13 carries (6.2) with a long of 25 while catching three passes for 10 yds. (3.3) with a long of 7. The injury occurred midway through the 3rd qtr., and a magnetic resonance imaging test performed the following morning revealed the complete tear.

1999: Gary—chosen All-Rookie by *Pro Football Weekly*, *Football News*, *College & Pro Football Newsweekly* and *Football Digest*—started each of the final 12 games at halfback and rushed for a rookie franchise-record 1,159 yards and seven touchdowns on 276 carries (4.2) with a long of 71, and caught 21 passes for 159 yds. (7.6) with a long of 21. He also had one successful two-point conversion (vs. Min., 10/31). Gary, despite being declared inactive for each of the seasons' first four games, ranked sixth in the AFC (11th NFL) in rushing yards, and second in the NFL among rookie rushers. He ranked third in the NFL in average yards per game, at 96.6, just behind the Redskins' Stephen Davis (100.4) and the Colts' Edgerrin James (97.1). His 1,159 rushing yards not only rank No. 1 by a rookie in franchise history, but also sixth overall on the Broncos' all-

OFF THE FIELD

Gary owns a mortgage company he opened in 2001, called 1st Millenium Mortgage.

MOST RUSHING AND TOTAL YARDS BY A BRONCOS ROOKIE

BRONCOS ALL-TIME TOP FOUR ROOKIE RUSHING AND TOTAL YARDAGE LEADERS

PLAYER	RUSHING				TOTAL YARDAGE					
	YEAR	Yds	ATT	TD	PLAYER	YEAR	Yds	RUSH	REC	TD
1. Mike Anderson	2000	1,487	297	15	1. Anderson	2000	1,656	1,487	169	15
2. Olandis Gary	1999	1,159	276	7	2. Davis	1995	1,484	1,117	367	8
3. Bobby Humphrey	1989	1,151	294	7	3. Gary	1999	1,318	1,159	159	7
4. Terrell Davis	1995	1,117	237	7	4. Humphrey	1989	1,307	1,151	156	8

MOST 100-YARD GAMES BY A BRONCOS ROOKIE

PLAYER	SEASON	100-YD. GMS.
1. Mike Anderson	2000	6
2. Bobby Humphrey	1989	5
3. Olandis Gary	1999	4
4. Terrell Davis	1995	3

time single-season list. Additionally, Gary's seven rushing touchdowns tied Bobby Humphrey (1989) and Terrell Davis (1995) for the rookie franchise record, while his 276 rushing attempts rank second (Humphrey, 294). His 185 rushing yards at Detroit (12/25) and 183 the week before vs. Seattle (12/19) are the top two single-game marks ever posted by a Broncos rookie, and rank Nos. 6 and 7 (tie) on the club's all-time list, while also representing the second-highest two-game total in franchise history (368), behind Davis' 376 in back-to-back games in 1998 (168 vs. Philadelphia, 10/4 and 208 at Seattle, 10/11). Gary became the first NFL player with back-to-back games with at least 180 rushing yards since 1986 (Joe Morris, N.Y. Giants, 181 twice, 10/27 & 11/2), and the first NFL rookie to do so since 1983 (Eric Dickerson, L.A. Rams, 192 on 9/25 and 199 on 10/2). With four 100-yard games on the season Gary broke Davis' rookie franchise record of 3. As testament to the vital role Gary played for the Broncos after Davis' injury, he set an NFL record for most carries after the first six games of a career, with 151 (avg. of 25.2/gm.). He broke the old record of 149 set by Dickerson in 1983, and James, also in 1999. Gary played in his first NFL game at Oakland (10/10), starting at halfback because of a hamstring injury to Derek Loville. He carried the ball 20 times for 64 yds. (3.2) with a long of 11 and caught a 10-yd. pass to help lift Denver to its first win of the season. He started again the following week vs. Green Bay (10/17) and carried the ball 37 times for 124 yds. (3.4) and one touchdown, while catching two passes for 26 yds. (13.0). Gary's 37 carries represent the second-highest single-game figure in franchise history, exceeded only by Terrell Davis' 42-carry effort in a 1997 overtime battle at Buffalo (Oct. 26), and were the third-most by an NFL back in 1999. His number of carries set a Broncos single-game rookie record, while his yardage total was the seventh-highest by a Broncos rookie at the time (now ninth). Gary's first career 100-yard rushing effort vs. Green Bay, combined with the 100-yd. receiving figures posted by Byron Chamberlain (123) and Ed McCaffrey (116), gave Denver a 100-yd. rusher and two 100-yd. receivers in the same game for the first time in franchise history. Gary's 60-yd. run at New England (10/24) was the longest of his career at the time, and at the end of the season remained tied for the fifth-longest run from scrimmage by a rookie in Broncos history, and tied for the fourth-longest non-scoring run by a rookie. In the New England contest he set a new career high for both receptions (4) and receiving yards (39). Gary notched his second career 100-yd. game at San Diego (11/7) with 108 yds. and two touchdowns on 30 carries (3.6) with a long of 23. The 23-yarder, which came in the 3rd qtr., accounted for his first TD of the day, followed by a 5-yd. scoring run in the 4th. In notching his second career 100-yd. game, Gary did so faster than any Bronco in history (5 games). The San Diego defense had not allowed a 100-yd. rusher in 26 games, since Davis tallied 178 at Qualcomm Stadium (11/30/97). In his first appearance on Monday Night Football, vs. Oakland (11/22), Gary rushed 22 times for 95 yds. (4.3), including the game-winning touchdown on a 24-yd. run in overtime. His fifth touchdown of the season came vs. K.C. (12/5), and he added his sixth — and scored for the third game in a row — at Jacksonville (12/13) on a 1-yd. run in the 2nd qtr. Gary climbed to new heights vs. Seattle (12/19) with 183 yards on 22 carries (8.3) to set a new Broncos rookie record, which he would top a week later. With 183 he topped Davis' standard of 176 (vs. S.D., 11/19/95), and earned AFC Offensive Player of the Week honors in the process. His day included a career-best 71-yard run in the 4th qtr., the longest run by a rookie in franchise history and tied for the fourth-longest run from scrimmage overall. It was also the longest non-scoring run in Broncos history, and the sixth-longest in the NFL in 1999. Gary became the first Bronco other than Davis to post four 100-yd. rushing performances

GARY RANKS AMONG BRONCOS ALL-TIME ROOKIE RUSHERS

BRONCOS ALL-TIME TOP THREE ROOKIE SINGLE-GAME RUSHING AND TOTAL YARDAGE LEADERS

RUSHING				TOTAL YARDAGE			
PLAYER, OPP. (DATE)	ATT	Yds	TD	PLAYER, OPP. (DATE)	Yds	RUSH	REC TD
1. Mike Anderson at N.O. (12/3/00)	37	251	4	1. Anderson at N.O. (12/3/00)	256	251	5 4
2. Mike Anderson at Sea. (11/26/00)	30	195	2	2. Anderson at Sea. (11/26/00)	209	195	14 2
3. Mike Anderson at Oak. (9/17/00)	32	187	0	3. Gary vs. Sea. (12/19/99)	199	183	16 0
4. Olandis Gary at Det. (12/25/99)	29	185	1	Taylor, L. vs. Buf. (11/27/60)	199	0	199 3
5. Olandis Gary vs. Sea. (12/19/99)	22	183	0	5. Davis vs. S.D. (11/19/95)	196	176	20 1

1999 NFL LEADERS IN AVERAGE RUSHING YARDS PER GAME

Olandis Gary ranked among the top rushers in the National Football League during his rookie season of 1999, averaging 96.6 yards per game in his 12 starts, third best behind the AFC and NFC rushing champions:

AVERAGE RUSHING YARDS PER GAME, NFL, 1999				
PLAYER	TEAM	GMS.	YARDS	Yds./Gm.
1. Stephen Davis	Washington	14	1,405	100.4
2. Edgerrin James	Indianapolis	16	1,553	97.1
3. Olandis Gary	Denver	12	1,159	96.6

in one season since 1991 (Gaston Green, 5) when he powered his way to a new career-high 185 yds. on 29 carries with one touchdown at Detroit (12/25). It was a big day for Gary, who not only eclipsed the 1,000-yd. mark for the season, but passed Davis (1,117 in 1995) for second-most rushing yards by Broncos rookie, finishing the day at 1,121. His 185 yds. were the fourth-most by an NFL back in 1999; sixth-most in Broncos history, and topped his 183-yd. effort from the previous week for the all-time Broncos rookie mark. Included in his total was a 45-yard touchdown run in the 3rd qtr., his seventh rushing touchdown of the season to tie the Broncos rookie record. Gary's total for the 3rd qtr. alone was 134 yds., en route to a franchise-record 174-yd. second half. He closed with 38 yds. on 18 carries vs. S.D. (1/2) to set the franchise rookie rushing mark (1,159), passing Humphrey (1,151 in 1989). Gary was declared inactive for the season's first four games. In the preseason Gary played in all five games and led the team in rushing with 181 yds. on 42 carries (4.3). He scored one touchdown and his longest rush went for 21 yds. Gary also caught four passes for 16 yds. (4.0) with a long of 13.

COLLEGE: Gary played two years at Georgia (1997-98) after transferring from Marshall (1994-95). He was named second-team All-Southeastern Conference as a senior at Georgia in 1998 and was chosen to receive the school's Dan M. Post Endowed Scholarship. Gary started nine games at tailback and led the Bulldogs with 698 yards and 10 touchdowns on 143 carries (4.9 avg.) and caught 10 passes for 117 yards (11.7 avg.). As a junior Gary was the second leading rusher for the Bulldogs behind Robert Edwards, tallying 381 yards and seven touchdowns on 75 carries (5.8). He sat out 1996 after his transfer from Marshall, where he rushed for 776 yards on 103 carries (7.5) playing in 18 games over two seasons. Gary earned his bachelor's degree from Georgia in consumer economics, and played in two bowl games for the Bulldogs, the Peach and Outback.

PERSONAL: Gary was a three-time all-county selection, and as a senior added Chesapeake All-Star and all-state honors at Riverdale (Md.) Baptist High School. He set a state record with 5,375 career rushing yards, while also lettering twice in basketball and competing in track and field. Olandis C. Gary was born May 18, 1975 in Washington, D.C. He has a 5-year-old daughter, Chantese, and a son, Olandis Gary, Jr. (2/23/00).

GARY'S REGULAR SEASON RECORD

Year	Club	RUSHING						RECEIVING				SCORING								
		G	S	No.	Yds.	Avg.	LG	TD	No.	Yds.	Avg.	LG	TD	TD	TDr	TDp	TDrT	2pt	Pts.	
1999	Denver	12	12	276	1,159	4.2	71	7	21	159	7.6	21	0	7	7	0	0	0	1	44
2000	Denver	1	0	13	80	6.2	25	0	3	10	3.3	7	0	0	0	0	0	0	0	0
2001	Denver	9	1	57	228	4.0	29	1	4	29	7.3	11	0	1	1	0	0	0	0	6
CAREER TOTALS		22	13	346	1,467	4.2	71	8	28	198	7.1	21	0	8	8	0	0	0	1	50

GARY'S SINGLE-GAME HIGHS

Most rushes — 37 vs. Green Bay, 10/17/99. **Most rushing yards** — 185 at Detroit, 12/25/99. **Longest rush** — 71 yards vs. Seattle, 12/19/99. **Most rushing touchdowns** — 2 at San Diego, 11/7/99. **Most receptions** — 4 at New England, 10/24/99. **Most receiving yards** — 39 at New England, 10/24/99. **Longest reception** — 21 yards vs. Green Bay, 10/17/99. **Most receiving touchdowns** — None. **Most total yards from scrimmage** — 199 (183 rush./16 rec.) vs. Seattle, 12/19/99. **Most total touchdowns** — 2 (2 rush.) at San Diego, 11/7/99.

DID YOU KNOW?

The Broncos were the first AFL team ever to defeat an NFL team when they beat the Detroit Lions 13-7 on August 5, 1967, in a preseason game at the University of Denver Stadium.



IAN GOLD  **LINEBACKER**

6-0 • 223 • 3RD YR. • MICHIGAN

BORN: August 23, 1978 in Ann Arbor, Mich.
HIGH SCHOOL: Belleville High School, Belleville, Mich.
RESIDES: Highlands Ranch, Colo.
ACQUIRED: Draft #2a (40th overall), 2000
PRO YEAR: 3rd • **YEAR WITH BRONCOS:** 3rd
NFL GAMES PLAYED/STARTED: 32/0 • **POSTSEASON:** 1/0

52

Ian Gold comes into his third NFL season poised to take advantage of a prime opportunity with the inside track to start at weakside linebacker. Lightning quick and extremely agile, Gold has made an impact as a linebacker, edge rusher and special teams standout in his first two NFL seasons, and was rewarded with his first Pro Bowl invitation last year as the AFC special teams performer. He has also earned one AFC Special Teams Player of the Week award in his career, in Week 11 of the 2000 season. Gold has played in all 32 games since joining the club and posted 49 tackles (42 solo), including five sacks (-18), as well as two passes defensed and two forced fumbles. He has added 29 more tackles on special teams, as well as four fumble recoveries and a blocked punt that he returned for a touchdown in his rookie season. Gold was the first of Denver's two second round draft choices in 2000, selected 40th overall out of Michigan.

2001: Gold—voted to play in the Pro Bowl for the first time in his career as the AFC special teams performer, and named All-AFC for special teams by *Pro Football Weekly*—played in all 16 games and posted a career-best 28 tackles (22 solo), including a career-high three sacks (-14), and broke up two passes and forced a fumble. He excelled on special teams, ranking third on the team with 18 tackles, and recovering two fumbles (at K.C. 12/16 and at Ariz., 9/23). His second fumble recovery came on the opening kickoff of the second half at K.C. (12/16). Gold tied his season high in tackles with five vs. Oak. (12/30), including one sack, as he took down Rich Gannon for a 6-yd. loss in the 2nd qtr. Gold set his season high initially with five tackles at Mia. (12/2), just one short of his career single-game high set last season at N.O. (12/3/00). He posted his second sack of the season at Dal. (11/22), dropping Ryan Leaf for a 6-yd. loss, and causing a fumble that was recovered by John Mobley to set up a Broncos touchdown. Gold posted his previous season high in tackles at S.D. (10/21) with four (3 solo). In the season opener versus the Giants (9/10) he posted one solo tackle, a sack of Kerry Collins for a 2-yd. loss.

2000: Gold played in all 16 games, seeing action in a reserve role on defense and special teams. Defensively he posted 21 tackles (20 solo), including two sacks (-4), as well as a forced fumble. He recorded 11 solo tackles in a two-game span (Gms. 13-14), posting five vs. Sea. (12/10) after a career-high six at N.O. (12/3). On special teams Gold ranked third on the team with 11 tackles, as well as one blocked punt (returned for a touchdown) and two fumble recoveries (vs. Cleve., 10/15 and vs. Atl., 9/10). Gold was spectacular on Monday Night Football vs. Oak. (11/13), registering a sack of Rich Gannon on which he forced a fumble that the Broncos recovered. He also blocked a Shane Lechler punt and returned it 12 yds. for a touchdown in Denver's 27-24 win, and made two special teams tackles to earn AFC Special Teams Player of the Week honors. Gold became the first Bronco to return a blocked punt for a touchdown since Rob Nairne returned one 22 yds. for a score vs. N.E., Nov. 11, 1979. Gold made his NFL debut in the season opener at St. Louis (9/4) and posted four tackles (3 solo). He played in a reserve role and on special teams in the AFC Wild Card Game at Balt. (12/31) and posted one solo tackle in his first postseason game.

COLLEGE: Gold was a four-year letterwinner and two-year starter at Michigan, converting from running back to linebacker as a sophomore. He earned All-Big 10 honors as both a junior (second team) and senior (first team), leading the team in tackles (95; 71 solo) in his final campaign with the Maize and Blue. He played in every game as a sophomore in his first season as a linebacker, following a true freshman season in which he mostly saw special teams duty as a running back. He played in four bowl games, the Outback, Rose, Citrus and Orange. Gold earned his bachelor's degree in political science from Michigan. His mother and father are both Michigan graduates, and Ian was born at the UM Hospital, in Ann Arbor, Mich.

PERSONAL: Gold was a *SuperPrep* All-American, *Blue Chip Illustrated* All-Midwest, *Detroit News* Blue Chip, All-Mega Conference, all-area and Associated Press Class A/AA all-state pick as a running back at Belleville (Mich.) High School. A three-year letterman, he rushed for 934 yards and 21 touchdowns while returning a pair of punts for scores as a senior, despite missing the final two games with a knee sprain. Gold's junior-year numbers included 920 yards and 17

touchdowns. He also lettered in basketball (guard) and track (sprinter/high jumper). Ian's twin brothers, Jason and Jeremy, played football at Central Michigan, and his younger brother, Cory, also played football in high school and is a 2002 graduate of Moorehouse College. Ian's mother and father both graduated from the University of Michigan, and Ian was born Aug. 23, 1978 at the University of Michigan Hospital. His full name is Ian Maurice Gold.

GOLD'S REGULAR SEASON RECORD

Year	Club	G	S	UT	A	TT	S-Yds.	I-Yds.	PD	FF	FR	TD-Int.	TD-FR	S	Pts.
2000	Denver	16	0	20	1	21	2-4	0-0	0	1	0	0	0	0	0
2001	Denver	16	0	22	6	28	3-14	0-0	2	1	0	0	0	0	0
CAREER TOTALS		32	0	42	7	49	5-18	0-0	2	2	0	0	0	0	0

ADDITIONAL STATISTICS: Special teams tackles – 2000 (11), 2001 (18), TOTAL (29). Blocked a punt by Shane Lechler vs. Oakland (11/13) in 2000 and returned it 12 yds. for a touchdown. Recovered two fumbles on special teams, 2000. Recovered two fumbles on special teams, 2001.

GOLD'S POSTSEASON RECORD

Year	Club	G	S	UT	A	TT	S-Yds.	I-Yds.	PD	FF	FR	TD-Int.	TD-FR	S	Pts.
2000	Denver	1	0	1	0	1	0-0	0-0	0	0	0	0	0	0	0



BRIAN GRIESE  **QUARTERBACK**

6-3 • 215 • 5TH YR. • MICHIGAN

BORN: March 18, 1975 in Miami, Fla.
HIGH SCHOOL: Columbus High School, Miami, Fla.
RESIDES: Denver, Colo.
ACQUIRED: Draft #3 (91st overall), 1998
PRO YEAR: 5th • **YEAR WITH BRONCOS:** 5th
NFL GAMES PLAYED/STARTED: 40/38

14

Brian Griese enters his fourth season as the Broncos' starting quarterback, and his fifth season overall with the club, looking to guide the offense back to the standard it enjoyed in 2000 when Griese led the NFL in passer rating (102.9). Griese earned Pro Bowl honors that season and posted the second best touchdown-to-interception ratio (19/4) for a season in NFL history. He and his father, Hall of Famer Bob Griese, are the only father-son combination in league history to win NFL passing titles, as the elder Griese posted a league-best 87.8 passer rating in 1977. Brian began the 2001 season on a roll, earning AFC Offensive Player of the Week and Miller Lite NFL Player of the Week honors for Week 1, and the AFC Offensive Player of the Month award for September. He threw a touchdown pass in all 15 games in which he played last season, finishing the season with the longest active streak in the NFL. Now in his fifth pro season Griese has played in 40 career games (38 starts) and completed 60.6% of his passes (753-1,242; second best in franchise history) for 8,549 yards and 56 touchdowns, with 38 interceptions. He has also rushed for 409 yards and four touchdowns on 129 carries. Griese ranks No. 3 in Broncos history in career passing yards, completions and touchdown passes, and No. 4 in pass attempts. His 102.9 passer rating for 2000 was the best in franchise history, as is his career rating of 83.6. Perhaps the most memorable game of Griese's young career came in 2000 vs. Oakland on Monday Night Football when he played with a separated throwing shoulder (right) and led Denver to a crucial division win, earning the NFL.com All-Heart Performance of the Year Award. He started 13 games for the Broncos in 1999 and became just the eighth NFL quarterback since 1970 to pass for more than 3,000 yards in the year of his first start. Griese was named AFC Offensive Player of the Week for Week 6 after passing for 363 yards and two touchdowns in a win over Green Bay. He has engineered four fourth-quarter or overtime game-winning or game-saving drives in his young career, all of which have come against the Oakland Raiders (at Oak., 1999; at Den., '99,

OFF THE FIELD

Brian holds an annual golf tournament in Michigan to benefit the C.S. Mott Children's Hospital. The money raised assists kids in attending sporting events and purchasing wheelchairs, and provides housing for the parents of some of the children. He has also been actively involved in fund-raising efforts for the Susan G. Komen Breast Cancer Foundation, and was honorary chairman for the 2001 Race for the Cure in Denver. In addition he is serving as the 2002 honorary chairman for PUSH for the Cure, a fund-raising effort to benefit spinal cord and brain injury research at Denver's Craig Hospital.

BEST SINGLE SEASON TD-TO-INT RATIOS IN NFL HISTORY

PLAYER	TEAM	SEASON	RATIO	TDs	INTs
1. Steve DeBerg	Kansas City	1990	5.75-to-1	23	4
2. Brian Griese	Denver	2000	4.75-to-1	19	4
3. Steve Bartkowski	Atlanta	1983	4.40-to-1	22	5
4. Milt Plum	Cleveland	1960	4.20-to-1	21	5
5. Vinny Testaverde	N.Y. Jets	1998	4.14-to-1	29	7

'00, '01). Griese was voted a team co-captain for the offense in 2001, along with Rod Smith. He underwent successful surgery on his right (throwing) shoulder Jan. 5, 2000, at the conclusion of the 1999 season, and again Jan. 10, 2001, after the 2000 season. Griese was selected by the Broncos in the third round (No. 91 overall) of the 1998 NFL Draft, out of Michigan.

2001: Griese started 15 games, completing 275 of 451 passes (61%) for 2,827 yds. and a career-best 23 touchdowns with 19 interceptions. He also posted career highs for rushing attempts (50) and yards (173) and scored one rushing touchdown. Griese's 23 touchdown passes were the sixth-most ever thrown in a single season by a Bronco and ranked third in the AFC (8th NFL) in 2001. He also ranked sixth in completion percentage; seventh in completions; eighth in passer rating (78.5) and ninth in pass attempts. Griese was 9-9 on 3rd-and-1 rushing opportunities, to tie for the NFL lead, and finished the season having thrown a touchdown pass in each of his past 15 games (missed one game due to injury), the longest current streak in the NFL. Griese returned to the starting lineup vs. Oak. (12/30) and completed 19 of 26 passes (73%) for 142 yards and a touchdown, and also ran for his first touchdown of the season, fourth of his career. The Raiders game also featured his fourth career fourth-quarter or overtime game-winning or game-saving drive, all of which have come against the Raiders (at Oak. 1999; at Den. '99, '00 and '01). Trailing Oak. 17-13 in the 4th qtr., Griese led the Broncos 76 yards in 14 plays, knocking off 8:24 from the game clock, for the go-ahead touchdown. He found Rod Smith for a 12-yd. touchdown pass, putting Denver on top 20-17 with 9:59 remaining. Jason Elam added a field goal to produce the 23-17 final margin. Griese was designated the third quarterback at K.C. (12/16) while recovering from the effects of a concussion suffered the week before vs. Sea. (12/9). He left that game early in the 3rd qtr. after suffering a mild concussion at the end of a rush, and was replaced by Gus Frerotte. Griese did not return, and finished the night having completed 11 of 17 (64.7%) for 81 yds. and one touchdown, with one interception. He also rushed twice for 18 yards, suffering the injury on his second rush for 9 yds. A week earlier, in a homecoming at Mia. (12/2), Griese threw his 53rd career touchdown to move ahead of Charley Johnson (52) for third place all-time in touchdown passes by a Bronco. The 4-yd. scoring toss to Desmond Clark was also Griese's 20th of the season to eclipse his career single-season best. Versus Wash. (11/18) Griese passed Frank Tripucka (662) for third place in all-time completions by a Bronco, and tied Tripucka (51) for fourth place in career touchdown passes. He also posted his longest career rushing attempt (24 yds.). Versus S.D. (11/11) Griese had his best game since Wk. 2, completing 21 of 31 passes for 224 yds. and two touchdowns, posting a quarterback rating of 110.1. He also rushed for 21 yds. on four carries (5.3) in Denver's 26-16 win. In the contest Griese threw his 50th career touchdown pass, in just his 34th game, reaching that plateau faster than any previous Broncos quarterback. John Elway did so in his 46th game. Griese also moved into third place on the Broncos' all-time passing yds. list, bettering Tripucka's 7,676, and trailing John Elway (51,475) and Craig Morton (11,985). At Oak. (11/5) he completed 22 of 32 passes (68.8%) for 221 yds., throwing two touchdowns and two interceptions. Griese moved into fourth place on the Broncos' career list for passing yds. vs. N.E. (10/28), passing Charley Johnson (7,238). In the N.E. game he also recorded his

DENVER BRONCOS CAREER PASSING LEADERS

MOST PASSING YARDS			MOST COMPLETIONS			MOST PASS ATTEMPTS		
PLAYER	YEARS	YDS.	PLAYER	YEARS	COMP.	PLAYER	YEARS	ATT.
1. John Elway	1983-98	51,475	1. John Elway	1983-98	4,123	1. John Elway	1983-98	7,250
2. Craig Morton	1977-82	11,895	2. Craig Morton	1977-82	907	2. Craig Morton	1977-82	1,594
3. Brian Griese	1998-01	8,549	3. Brian Griese	1998-01	753	3. Frank Tripucka	1960-63	1,277
4. Frank Tripucka	1960-63	7,676	4. Frank Tripucka	1960-63	662	4. Brian Griese	1998-01	1,242
MOST TOUCHDOWN PASSES			HIGHEST COMPLETION PERCENTAGE			HIGHEST PASSER RATING		
PLAYER	YEARS	TDs	PLAYER	YEARS	COMP. %	PLAYER	YEARS	RTG.
1. John Elway	1983-98	300	1. Hugh Millen	1994-95	.626	1. Brian Griese	1998-01	83.6
2. Craig Morton	1977-82	74	2. Brian Griese	1998-01	.606	2. John Elway	1983-98	79.9
3. Brian Griese	1998-01	56	3. Gus Frerotte	2000-01	.600	3. Craig Morton	1977-82	78.8
4. Charley Johnson	1972-75	52	4. Bubby Brister	1997-99	.600	4. Charley Johnson	1972-75	73.1

CONSECUTIVE PASS ATTEMPTS WITHOUT AN INT. BRONCOS HISTORY

PLAYER	ATTEMPTS	DATES	BROKEN BY, OPP.
1. John Elway	189	10/26/97-12/7/97	Myron Bell, at Pit.
2. Brian Griese	181	12/25/99-10/1/00	Tebucky Jones, vs. N.E.
3. John Elway	146	12/23/90-9/22/91	Gil Byrd, vs. S.D.

longest pass play of the season, connecting with Rod Smith for a 65-yd. touchdown. Griese passed Charley Johnson (970) for fourth place in career pass attempts by a Bronco at S.D. (10/21), when he increased his career total to 981. For the day he completed 26 of 41 passes (63.4), tossing one touchdown and rushing for seven yards. At Sea. (10/14) Griese moved into fifth place all-time in total yds. by a Bronco, passing teammate Terrell Davis (7,011). Griese passed Steve Ramsey (6,437 yds.) for fifth place on the Broncos' career passing yds. list vs. Balt. (9/30). He was named AFC Offensive Player of the Month for September when he completed 60 of 93 (64.5%) for 763 yds. and seven touchdowns while compiling a 106.2 quarterback rating. In Wk. 2 at Ariz. (9/23) he added to his hot start, completing 22 of 31 passes for 242 yds. and three touchdowns. At one point in the game he completed 17 straight passes, the longest streak of his career and third-longest in team history. His three-touchdown performance was his second in a row, tying his career best, and marking the sixth time he has done so. The three TD tosses gave him 39 for his career, and moved him into sixth on the Broncos' all-time list. Griese's 22 completions gave him 521 for his career, placing him fourth on Denver's all-time list, passing Charley Johnson. Griese was spectacular in the opener vs. the Giants (9/10), completing 21 of 29 passes (72.4%; second-best of career) for 330 yds. and three touchdowns to earn both AFC Offensive Player of the Week for the second time in his career and claim his first Miller Lite/NFL Player of the Week award. He posted a quarterback rating of 144.3, the best of his career, while the 330 yds. ranked fifth on his list and the three touchdowns tied his career high. It was his eighth career 300-yd. passing game, and he also rushed five times for eight yards. Griese was voted an offensive captain by his teammates for 2001, sharing the role with Rod Smith.

2000: Griese—voted to play in the Pro Bowl this season for the first time in his career—started 10 games and completed 216 of 336 passes (franchise-record 64.3%) for 2,688 yds. and a career-high 19 touchdowns, with just four interceptions and a long of 61 for an NFL-best passer rating of 102.9. His 4.75-1 TD-to-INT ratio was the second best in NFL history behind Steve DeBerg's 5.75-1 ratio (23-4) with Kansas City in 1990. He also rushed 29 times for 102 yds. (3.5) and one touchdown with a long of 18. Griese was voted by his teammates an offensive captain at the midpoint of the season, joining Terrell Davis. Griese led the AFC in completion percentage (2nd NFL) and yards-per-attempt (8.00; 4th NFL), and despite missing six full games and most of another, still ranked sixth in touchdown passes (T12th NFL); eighth in passing yards; ninth in completions and 10th in attempts. He was also the NFL's leading passer on third-down (109.6 rating) and ranked second in fourth-quarter passing (112.6 rating). He started nine of the first 10 games, but then missed five games because of a separated acromioclavicular (AC) joint in his right (throwing) shoulder, suffered vs. Oak. (11/13). He returned to practice on a limited basis the week of the K.C. game (12/17), and returned to the starting lineup the following week for the finale vs. S.F. (12/23), but was only able to play part of the first series before leaving the game because of pain in his shoulder. Griese was inactive vs. S.D., 11/19; at Sea., 11/26; at N.O., 12/3; vs. Sea., 12/10; at K.C., 12/17 and for the AFC Wild Card Game at Balt., 12/31. Versus Oakland on Monday Night Football (11/13) Griese showed tremendous courage and leadership, and earned the NFL.com All-Heart Player of the Week Award (and later the All-Heart Performance of the Year Award), by playing the majority of the game with a separated AC joint in his right (throwing) shoulder and engineering a fourth-quarter game-winning drive—the third of his career. Griese suffered the injury on Denver's

GRIESE MAKES HISTORY AS 2000 NFL PASSING LEADER

Brian Griese led the NFL in passer rating for the 2000 season, compiling a franchise-record 102.9 mark. His father—Pro Football Hall of Famer member Bob Griese—also led the league in passer rating, in 1977, making the Grieses the only father-son combination to have won single-season NFL passing titles during their careers. Here is a look at the top three from 2000:

NFL QUARTERBACK RATING LEADERS, 2000

PLAYER	TEAM	RATING
1. Brian Griese	Denver	102.9
2. Trent Green	St. Louis	101.8
3. Kurt Warner	St. Louis	98.3

GRIESE MAKES MARK WITH 300-YARD GAMES

MOST CONSECUTIVE 300-YARD PASSING GAMES BY A BRONCO

PLAYER	GAMES	YEAR
1. Brian Griese	3	2000
John Elway	3	1996
John Elway	3	1993-94

MOST 300-YARD PASSING GAMES IN A SEASON BY A BRONCO

PLAYER	GAMES	YEAR
1. Brian Griese	5	2000
John Elway	5	1995
3. John Elway	4	1994

second offensive series, and was taken to the locker room for examination. He returned to the game on the second play of the 2nd qtr., and played the remainder of the contest, completing 25 of 37 (68%) for 262 yds. and a touchdown, with one interception. On the Broncos' 10-play, 83-yd. touchdown march that put them ahead 24-10 in the 4th qtr., Griese completed 6 of 6 for 73 yds. Then, with the score tied at 24, and 1:01 remaining on the clock, Griese led a 7-play, 44-yd. drive to set up Jason Elam's 41-yd. game-winning field goal. He covered 42 yds. on four straight pass completions and the final two yards on a quarterback sneak to set up the field goal attempt. Showing his affinity for performing in the clutch, from the midway point of the 3rd qtr. he completed 15 of his final 17 pass attempts (88%) for 161 yds. and a touchdown (125.7 rating), and in the 4th qtr. alone he completed 9 of 11 (82%) for 102 and a touchdown (135.6 rating). At one point he completed 11 straight passes for 119 yds.—tied for the fifth longest completion streak in franchise history. A week earlier Griese began the second half of the season by throwing for more than 300 yds. for the third game in a row, tying an all-time Broncos franchise record, at the Jets (11/5). He completed 22 of 35 passes (63%) for 327 yards and two touchdowns (both to Ed McCaffrey) with one interception to tie the record held by John Elway (1996, 1993-94). It was Griese's fifth 300-yd. passing day of the season, tied for most in a season (Elway, '95), and the seventh of Griese's career, second most in team history. Griese was particularly sharp on third downs (the Broncos converted 12 of 18 for the game), completing 13 of 16 passes (81%) for 225 yards and two touchdowns, achieving the highest possible passer rating (158.3) in such situations. With the score tied 20-20 late in the 3rd qtr. he led Denver 71 yds. in 10 plays over 5:24 for the go-ahead 23-yd. Elam field goal, then 80 yds. in 8 plays over 4:12, capped by a 47-yd. TD pass to McCaffrey for a 30-20 lead. Griese turned in an impressive performance at Cin. (10/22), throwing for a career-high 365 yds. on 30 of 45 passing (67%), with two touchdowns and one interception. Griese's two touchdown passes gave him 16 for the season, a personal single-season high (14, 1999). He matched his career high with three touchdown tosses for the second week in a row (fourth career) in a Week 7 win over Cleve. (10/15), as he completed 19 of 34 passes (56%) for 336 yds. All three scoring passes went to Rod Smith (17 yds., 22 and 32). It was Griese's third 300-yd. game of the season—a plateau he had already reached by halftime (18-33, 304 yds., 2 TDs), making him the first NFL player to pass for 300 yards in a half since Dec. 5, 1999 (Jeff Garcia, S.F., 307 vs. Cin., 2nd half). With five 300-yd. passing performances in his first 19 starts, Griese reached that number faster than any quarterback in franchise history (Tripucka, 31st start; Elway, 40th start). He threw three touchdown passes the week before at S.D. (10/8), among his 27 completions in 40 attempts (68%) for 235 yds. Two of his scoring tosses went to McCaffrey (2 and 5 yds.) and the other went to Dwayne Carswell (14 yds.). Griese had returned to his starting role in Week 5 vs. N.E. (10/1) after missing the previous game because of a partially torn labrum in his right shoulder, suffered at Oak. (9/17). He set career highs for completions (31) and attempts (50) in the New England game, while posting his second highest yardage total (361; now third), to go with one touchdown and one interception. Griese's 50 attempts tied for the sixth most in a game by a Broncos quarterback, and were the most since John Elway threw 59 passes at Green Bay, Oct. 10, 1993. His 31 completions were the fourth most in a game by a Bronco, and the most since Elway completed a franchise-record 36 vs. San Diego, Sept. 4, 1994. In the New England game Griese also ended a streak of 181 consecutive passes thrown without an interception, eight shy of the franchise record (Elway, 189 in 1997). He was designated the third quarterback vs. K.C. (9/24) because of the injury. Before missing the K.C. game Griese had begun the year with three consecutive outstanding performances, the last of which came at Oakland (9/17) when he engineered a 33-24 win over the previously unbeaten Raiders and completed his fourth straight game without an interception. He connected on 21 of 31 (67.7%) passes for 213 yards and two touchdowns, with a long of 35. Griese's touchdowns went 10 yds. to McCaffrey and 1 yd. to Howard Griffith. He was

impressive the previous week vs. Atlanta (9/10), tying his career high with three touchdown passes while completing 20 of 33 passes (61%) for 268 yds. His touchdowns went 6 yds. to Griffith and 11 and 37 yds. to Rod Smith. Griese made a spectacular 2000 debut on Monday Night Football at defending Super Bowl champion St. Louis (9/4), completing 19 of 29 passes (65.5%) for 307 yds. and two touchdowns, for a passer rating of 123.8, best in the NFL for Week 1. He also rushed for a touchdown (8 yds.) among his four carries for 28 yds. (7.0), and was sacked four times (-33). His touchdown passes went 25 yds. to R. Smith and 7 yds. to Desmond Clark.

1999: Griese played in 14 games, and started 13, completing 261 of 452 (57.7%) passes for 3,032 yds. and 14 touchdowns, with 14 interceptions and a long of 88. He rushed 46 times for 138 yds. (3.0) and two touchdowns with a long of 23, and been sacked 27 times (-176). With 3,032 passing yards in 1999, Griese became just the eighth quarterback in the NFL since 1970 to pass for more than 3,000 yards in the year of his first start. Griese was active but did not play in Weeks 9 and 10 (at S.D., 11/7; at Sea., 11/14) because of a sore shoulder, and played in a reserve role vs. Oak. (11/22) in Week 11. In Griese's first NFL start, vs. Miami (9/13), he performed well, completing 24 of 40 passes (60%) for 270 yds. and three touchdowns. His longest completion was a 61-yd. touchdown to Ed McCaffrey on his sixth attempt of the night, and just the ninth of his career. All three of Griese's touchdown passes went to McCaffrey, as the duo followed the initial TD connection with scoring strikes of 11 and 4 yds. in the third and fourth quarters, respectively. Griese added his fourth touchdown of the season at Tampa Bay (9/26) on a 12-yd. pass to McCaffrey in the 1st qtr. He temporarily established a new longest career pass with a 71-yd. completion to Rod Smith vs. the Jets (10/3). Griese notched his first NFL win as a starter at Oakland (10/10), completing 17 of 29 (58.6%) for 234 yds. and one touchdown, with one interception, while rushing a career-high seven times for 16 yds. (2.3). The touchdown came on a 3-yd. pass to Rod Smith just before halftime, capping an efficient 5-play, 57-yd. drive that consumed just 40 seconds of clock time. On the drive, Griese completed all four of his passes for 57 yds., and carried the ball 5 yds. on Denver's only running play. The win also marked Griese's first NFL game-winning fourth-quarter drive, as he marched the Broncos 63 yds. in 11 plays for the winning 26-yd. field goal. He made it two wins in a row with his performance against Green Bay (10/17), completing 19 of 31 passes (61.3) for a career-high 363 yds. and two touchdowns with one interception, to earn AFC Offensive Player of the Week honors. The yardage figure was the 11th-highest single-game total in franchise history, and the highest by a first-year starter. His 88-yard shovel-pass completion to Byron Chamberlain in the contest was the longest non-scoring pass play in franchise history, and the seventh-longest overall, and was the longest pass play in the AFC (T3rd NFL) in 1999. Griese also rushed for his first NFL touchdown in the contest, a 2-yarder in the 4th qtr. to provide the final margin of 31-10. Griese made it two games in a row with both a passing and rushing touchdown, at New England (10/24), part of a 25-of-38, 316-yard effort that saw him become the first Broncos first-year starter to exceed the 300-yd. passing mark in back-to-back games. The 25 completions represented a new career high, as did his 23 rushing yards (3 carries) and his longest carry of 14 yds. After missing two games with a sore shoulder, Griese entered the Oakland game (11/22) in the 4th qtr. and sparked the Broncos to a 27-21 overtime victory. He completed 6 of 14 passes for 60 yds. with a long of 24, and rushed twice for 1 yd., while being sacked once (-2). Griese led Denver to field goals on two of his three fourth-quarter drives — the latter coming with just 7 seconds remaining in the game — to force an overtime session, in which Olandis Gary scored on a 24-yd. run for the game-winner. The game marked Griese's second career fourth-quarter or overtime game-saving or game-winning drive. Griese returned to the starting lineup vs. K.C. (12/5) and completed 20 of 36 for 227 yds. (55.5%) with one interception. He had his best game in terms of completion percentage (73.3%) at Detroit (12/25) on 22 of 30 passing for 171 yds. in a 17-7 Denver win. In the preseason Griese was named the Broncos' starting quarterback Aug. 30, replacing Bubby Brister. In five preseason games (1 start) he completed 68 of 101 passes (67.3%) for 716 yds. and 6 touchdowns with just one interception, to compile a passer rating of 103.4. He rushed twice for 5 yds. (2.5) with a long of 3, and was sacked three times for 23 yds.

1998: Griese was designated the Broncos' third quarterback for 14 of the 16 games in his rookie season. He saw his first NFL action in Week Five vs. Philadelphia (10/4), replacing Bubby Brister in the fourth quarter. Griese completed 1 of 3 passes for 2 yds. with one interception, while also being credited with four rushing attempts for -4 yds. He completed his first NFL pass for a 2-yd. gain to Vaughn Hebron. Griese was active for the Broncos' Monday Night game at Kansas City (11/16), as the backup to starter Bubby Brister, with John Elway being designated Denver's third QB because of strained rib cartilage. In the preseason, Griese played in all four games and completed 27 of 50 passes (54.0) for 372 yards and two touchdowns with one interception. His longest

completion, of 48 yards, went to Justin Armour for the game-winning touchdown vs. New Orleans. Griese, who also rushed 14 times for 32 yards (2.3) with a long of 8, directed game-winning fourth-quarter drives in each of his first three appearances. In the postseason Griese was designated the Broncos' third quarterback for all three contests. With Denver's 34-19 conquest of Atlanta in Super Bowl XXXIII (1/31), Griese, a rookie, completed his second straight championship season, after quarterbacking the University of Michigan to the collegiate national championship in 1997.

COLLEGE: Griese helped lead the Michigan Wolverines to their first national championship in 49 years as a senior in 1997, earning first-team All-Big 10 Conference honors. He directed the Wolverines to a 12-0 mark and a share of the national championship with Nebraska, defeating Washington State in the Rose Bowl with an MVP performance. He was a finalist for the Davey O'Brien Award and the recipient of the National Football Foundation & Hall of Fame Scholar-Athlete Award. Griese completed 193 of 307 passes (62.9%) for 2,293 yards, 17 touchdowns and only six interceptions, breaking the previous school single-season records of 189 completions of 296 passes by Todd Collins in 1993. Only Collins (2,509 in 1993 and 2,518 in 1994) and Jim Harbaugh (2,729 in 1986) have thrown for more yards in a season for the Wolverines. Griese's interception percentage of 1.95% was the fourth-lowest in school annals. He was an Academic All-Big Ten Conference pick as a junior, playing mostly in a reserve role (35 of 61, 57.4%, 513 yds., 3 TD, 2 Int.). Griese started the last nine games as a sophomore, completing 127 of 238 passes (53.4%) for 1,577 yards, 13 touchdowns and 10 interceptions. He saw action only as a holder for placements and field goals for the last nine games of his freshman season after redshirting in 1993. Griese finished his college career with 355 completions in 606 attempts (58.6%) for 4,383 yards, 33 touchdowns and 18 interceptions. He has a bachelor's degree in political science.

PERSONAL: Griese was a Prep Football Report All-Southeast, Miami Herald all-city second-team and all-state third-team selection as a senior at Columbus High School in Miami, Fla., completing 101 of 183 passes for 1,387 yards and seven touchdowns in his final year. He hit on 194 of 335 attempts for 2,356 yards and 19 scores during his career. Griese also lettered in basketball, averaging 10 points per game, and added another letter in golf. His father, Bob, played 14 years with the Miami Dolphins and was inducted into the Pro Football Hall of Fame in 1990. Brian holds an annual golf tournament in Michigan to benefit C.S. Motts Children's Hospital. The money raised goes to help kids attend sporting events, purchase wheelchairs and provide housing for the parents of some of the children. He has also been actively involved in fundraising efforts for the Susan G. Komen Breast Cancer Foundation, and was the honorary chairman for the 2001 Race for the Cure in Denver. In addition he is serving as the 2002 honorary chairman for PUSH for the Cure, a fund-raising effort to benefit spinal cord and brain injury research at Denver's Craig Hospital. Brian David Griese was born March 18, 1975 in Miami.

GRIESE'S REGULAR SEASON RECORD

Year	Club	PASSING													
		G	S	Att.	Comp.	Pct.	Yds.	Yds./Att.	TD	%	Int.	%	LG	Sack/Yds.	Rtg.
1998	Denver	1	0	3	1	33.3	2	0.67	0	0.0	1	33.3	2	0/0	2.8
1999	Denver	14	13	452	261	57.7	3,032	6.71	14	3.1	14	88	27/176	75.6	
2000	Denver	10	10	336	216	64.3	2,688	8.00	19	5.7	4	1.2	61	17/139	102.9
2001	Denver	15	15	451	275	61.0	2,827	6.27	23	5.1	19	4.2	65†	38/241	78.5
CAREER TOTALS		40	38	1,242	753	60.6	8,549	6.88	56	4.5	38	3.1	88	82/556	83.6

Year	Club	RUSHING					SCORING					
		Att.	Yds.	Avg.	LG	TD	TD	TDr	TDP	TDr	2pt	Pts.
1998	Denver	4	-4	-1.0	0	0	0	0	0	0	0	0
1999	Denver	46	138	3.0	23	2	2	2	0	0	0	
2000	Denver	29	102	3.5	18	1	1	1	0	0	0	
2001	Denver	50	173	3.5	24	1	1	1	0	0	6	
CAREER TOTALS		129	409	3.2	24	4	4	4	0	0	24	

GRIESE'S SINGLE-GAME HIGHS

Most pass attempts — 50 vs. New England, 10/1/00; **Most pass completions** — 31 vs. New England, 10/1/00; **Most yards passing** — 365 at Cincinnati, 10/22/00; **Best completion percentage** — 73.3% (22-30) at Detroit, 12/25/99; **Most touchdown passes** — 3 at Arizona, 9/23/01; vs. N.Y. Giants, 9/10/01; vs. Cleveland, 10/15/00; at San Diego, 10/8/00; vs. Atlanta, 9/10/00 and vs. Miami, 9/13/99; **Longest pass completion** — 88 to Byron Chamberlain vs. Green Bay, 10/17/99. **Most rushing attempts** — 8 vs. Kansas City, 10/7/01; **Most yards rushing** — 52 vs. Seattle, 12/19/99; **Longest rush** — 24 vs. Washington, 11/18/01; **Most rushing touchdowns** — 1 vs. Oakland, 12/30/01; at St. Louis, 9/4/00; at New England, 10/24/99 and vs. Green Bay, 10/17/99.

GRIESE'S REGULAR SEASON TOP FIVE

COMPLETIONS

- 31 — vs. New England, 10/1/00 (50 att., 361 yds., TD, INT)
- 30 — at Cincinnati, 10/22/00 (45 att., 365 yds., 2TD, INT)
- 27 — at San Diego, 10/8/00 (40 att., 235 yds., 3TD)
- 26 — at San Diego, 10/21/01 (41 att., 212 yds., 1 TD, 2 INT)
- 25 — twice, last vs. Oakland, 11/13/00 (37 att., 262, TD, INT)

PASSING YARDS

- 365 — at Cincinnati, 10/22/00 (30 of 45, 2TD, INT)
- 363 — vs. Green Bay, 10/17/99 (19 of 31, 2TD, INT)
- 361 — vs. New England, 10/1/00 (31 of 50, TD, INT)
- 336 — vs. Cleveland, 10/15/00 (19 of 34, 3TD)
- 330 — vs. New York Giants, 9/10/01 (21 of 29, 3TD)

COMPLETION PERCENTAGE

- 73.3 — at Detroit, 12/25/99 (22 of 30, 171 yds., TD, INT)
- 73.0 — vs. Oakland, 12/30/01 (19 of 26, 142 yds., 1 TD)
- 72.4 — vs. New York Giants, 9/10/01 (21 of 29, 330 yds., 3 TD)
- 71.0 — at Arizona, 9/23/01 (22 of 31, 242 yds., 3 TD)
- 68.8 — at Kansas City, 9/19/99 (11 of 16, 107 yds., INT)

ATTEMPTS

- 50 — vs. New England, 10/1/00 (31 comp., 361 yds., TD, INT)
- 46 — vs. San Diego, 1/2/00 (23 comp., 211 yds.)
- 45 — at Cincinnati, 10/22/00 (30 comp., 365 yds., 3TD)
- 41 — at San Diego, 10/1/01 (26 comp., 212 yds., 1 TD, 2 INT)
- 40 — 3 times, last at S.D., 10/8/00 (27 comp., 235 yds., 3TD)

PASSING TOUCHDOWNS

- 3 — at Arizona, 9/23/01 (22 of 31, 242 yds.)
- 3 — vs. New York Giants (21 of 29, 330 yds.)
- 3 — vs. Cleveland, 10/15/00 (19 of 34, 336 yds.)
- 3 — at San Diego, 10/8/00 (27 of 40, 235 yds.)
- 3 — vs. Atlanta, 9/10/00 (20 of 33, 268 yds.)
- 3 — vs. Miami, 9/13/99 (24 of 40, 270 yds.)

BRIAN GRIESE CAREER GAME-BY-GAME

(Denver victories asterisked)

1998	Opponent	S/P	PASSING										RUSHING						
			Att.	Comp.	Yds.	Pct.	TD	INT	LG	S/Yds.	Rtg.	Att.	Yds.	Avg.	LG	TD			
	vs New England*																		
	vs Dallas*																		
	at Oakland*																		
	at Washington*																		
	vs Philadelphia*	(P)	3	1	2	.333	0	1	2	0/0	2.8	4	-4	-1.0	0	0			
	at Seattle*																		
	vs Jacksonville*																		
	at Cincinnati*																		
	vs San Diego*																		
	at Kansas City*																		
	vs Oakland*																		
	at San Diego*																		
	vs Kansas City*																		
	at New York Giants																		
	at Miami																		
	vs Seattle*																		
	Regular Season Total	1/0	3	1	2	.333	0	1	2	0/0	2.8	4	-4	-1.0	0	0			
	vs Miami*†																		
	vs New York Jets*§																		
	vs Atlanta*Ω																		
	Playoff Total	0/0	0	0	0	.000	0	0	0	0/0	0.0	0	0	0.0	0	0			

†AFC Divisional Playoff; §AFC Championship Game; ΩSuper Bowl XXXIII

1999	Opponent	S/P	PASSING										RUSHING						
			Att.	Comp.	Yds.	Pct.	TD	INT	LG	S/Yds.	Rtg.	Att.	Yds.	Avg.	LG	TD			
	vs Miami	(S)	40	24	270	.600	3	0	61†	2/30	105.2	2	4	2.0	4	0			
	at Kansas City	(S)	16	11	107	.688	0	1	19	2/16	61.2	2	0	0.0	0	0			
	at Tampa Bay	(S)	29	14	132	.483	1	1	21	2/12	58.4	1	0	0.0	0	0			
	vs New York Jets	(S)	31	15	212	.484	0	3	71	1/16	30.6	4	16	4.0	9	0			
	at Oakland*	(S)	29	17	234	.586	1	1	35	2/13	81.7	7	16	2.3	10	0			
	vs Green Bay*	(S)	31	19	363	.613	2	1	88	0/0	110.0	5	-4	-0.8	2†	1			
	at New England	(S)	38	25	316	.658	1	0	41	3/7	100.3	3	23	7.7	14	1			
	Minnesota	(S)	40	24	274	.600	1	1	30	4/18	78.5	7	10	1.4	5	0			
	at San Diego*																		
	at Seattle																		
	vs Oakland*	(P)	14	6	60	.429	0	0	24	1/2	55.7	2	1	0.5	1	0			
	vs Kansas City	(S)	36	20	227	.555	0	1	34	2/19	63.1	1	1	1.0	1	0			
	at Jacksonville	(S)	33	21	275	.636	2	2	57†	1/7	84.8	3	13	4.3	13	0			
	vs Seattle*	(S)	39	20	180	.513	2	2	21	2/10	59.8	4	52	13.0	23	0			
	at Detroit*	(S)	30	22	171	.733	1	1	21	1/6	84.2	3	2	0.7	2	0			
	vs San Diego	(S)	46	23	211	.500	0	0	20	4/20	62.9	2	4	2.0	2	0			
	Regular Season Total	14/13	452	261	3,032	.577	14	14	88	27/176	75.6	46	138	3.0	23	2			

		PASSING										RUSHING				
Opponent	S/P	Att.	Comp.	Yds.	Pct.	TD	INT	LG	S/Yds.	Rtg.	Att.	Yds.	Avg.	LG	TD	
at St. Louis	(S)	29	19	307	.655	2	0	47	4/33	123.8	4	28	7.0	18	1	
vs Atlanta*	(S)	33	20	268	.606	3	0	37t	2/13	116.7	1	0	0.0	0	0	
at Oakland*	(S)	31	21	213	.677	2	0	35	1/6	108.8	6	-7	-1.4	1	0	
vs Kansas City	INACTIVE (3RD QUARTERBACK)—SHOULDER															
vs New England*	(S)	50	31	361	.620	1	1	43t	4/35	82.2	6	29	4.8	12	0	
at San Diego*	(S)	40	27	335	.675	3	0	25	2/27	107.8	1	7	7.0	7	0	
vs Cleveland*	(S)	34	19	336	.559	3	0	61	0/0	119.2	1	14	14.0	14	0	
at Cincinnati	(S)	45	30	365	.667	2	1	35	2/7	97.0	3	16	5.3	8	0	
at New York Jets*	(S)	35	22	327	.629	2	1	49	1/10	100.5	5	12	2.4	6	0	
vs Oakland*	(S)	37	25	262	.676	1	1	28	1/8	85.6	2	3	1.5	2	0	
vs San Diego*	INACTIVE (SUN.)—SHOULDER															
at Seattle*	INACTIVE (SUN.)—SHOULDER															
at New Orleans*	INACTIVE (SUN.)—SHOULDER															
vs Seattle*	INACTIVE (SUN.)—SHOULDER															
at Kansas City	INACTIVE (SUN.)—SHOULDER															
vs San Francisco*	(S)	2	2	14	1.000	0	0	9	0/0	95.8	0	0	0.0	0	0	
Regular Season Total	10/10	336	216	2,688	.643	19	4	61	17/139	102.9	29	102	3.5	18	1	
at Baltimore†	DID NOT PLAY—SHOULDER															
Playoff Total	0/0	0	0	0	.000	0	0	0	0/0	0.0	0	0	0.0	0	0	
†AFC Wild Card Playoff																

		PASSING										RUSHING				
Opponent	S/P	Att.	Comp.	Yds.	Pct.	TD	INT	LG	S/Yds.	Rtg.	Att.	Yds.	Avg.	LG	TD	
vs N.Y. Giants*	(S)	29	21	330	72.4	3	0	39	0/0	144.3	5	8	1.6	11	0	
at Arizona*	(S)	31	22	242	70.9	3	0	34t	1/8	126.0	0	0	0.0	0	0	
vs Baltimore*	(S)	33	17	191	51.5	1	2	31	5/24	54.0	5	17	3.4	15	0	
vs Kansas City*	(S)	20	11	121	55.0	1	1	32	2/18	69.0	8	14	1.8	12	0	
at Seattle	(S)	36	24	209	66.7	2	3	25	3/20	65.6	2	38	19.0	20	0	
at San Diego	(S)	41	26	212	63.4	1	2	18	4/30	64.3	4	7	1.8	5	0	
vs New England*	(S)	30	19	283	63.3	2	2	65t	2/14	88.6	4	-1	-0.3	2	0	
at Oakland	(S)	32	22	221	68.8	2	2	19	4/24	82.9	0	0	0.0	0	0	
vs San Diego*	(S)	31	21	224	67.7	2	0	32	3/3	110.1	5	11	2.2	8	0	
vs Washington	(S)	31	11	114	35.5	1	0	21	3/16	57.7	4	29	7.3	24	0	
at Dallas*	(S)	29	17	171	58.6	1	1	28	1/11	72.6	4	-4	-1.0	-1	0	
at Miami	(S)	33	18	135	54.5	1	1	13	1/9	62.1	3	13	4.3	9	0	
vs Seattle*	(S)	17	11	81	64.7	1	1	12	0/0	71.0	2	18	9.0	9	0	
at Kansas City	INACTIVE—3rd QUARTERBACK (CONCUSSION)															
vs Oakland*	(S)	26	19	142	73.1	1	0	17	4/17	98.6	2	10	5.0	5t	1	
at Indianapolis	(S)	32	16	151	50.0	1	4	20	5/47	34.2	2	13	6.5	12	0	
Regular Season Total	15/15	451	275	2,287	61.0	23	19	65t	38/241	78.5	50	173	3.5	24	1	

BRIAN GRIESE'S 300-YARD PASSING GAMES (8)

(Denver victories asterisked)

Opponent (Date)	Att.	Comp.	Yds.	Pct.	TD	INT	LG	S/Yds.	Rtg.	Att.	Yds.	Avg.	LG	TD
vs Green Bay* (10/17/99)	31	19	363	.613	2	1	88	0/0	110.0	5	-4	-0.8	2t	1
at New England (10/24/99)	38	25	316	.658	1	0	41	3/7	100.3	3	23	7.7	14	1
at St. Louis (9/4/00)	29	19	307	.655	2	0	47	4/33	123.8	4	28	7.0	18	1
vs New England (10/1/00)	50	31	361	.620	1	1	43t	4/35	82.2	6	29	4.8	12	0
vs Cleveland* (10/15/00)	34	19	336	.559	3	0	61	0/0	119.2	1	14	14.0	14	0
at Cincinnati (10/22/00)	45	30	365	.667	2	1	35	2/7	97.0	3	16	5.3	8	0
at New York Jets* (11/5/00)	35	22	327	.629	2	1	49	1/10	100.5	5	12	2.4	6	0
vs N.Y. Giants* (9/10/01)	29	21	330	72.4	3	0	39	0/0	144.3	5	8	1.6	11	0



BEN HAMILTON  **CENTER**
6-4 • 283 • 2ND YR. • MINNESOTA

BORN: August 18, 1977 in Minneapolis, Minn.
HIGH SCHOOL: Wayzata High School, Wayzata, Minn.
RESIDES: Parker, Colo.
ACQUIRED: Draft #4a (113th overall), 2001
PRO YEAR: 2nd • YEAR WITH BRONCOS: 2nd
NFL GAMES PLAYED/STARTED: 0/0

50

Ben Hamilton, in his second year with the Broncos, looks to translate what he learned in his rookie season and the experience he gained in NFL Europe this past spring into a more prominent role on the offensive line in 2002. He spent his rookie season on the 53-man roster, but was inactive for each game, and then spent the spring honing his skills with the Berlin Thunder of the NFL Europe League. Hamilton was selected by the Broncos in the fourth round (113th overall) of the 2001 NFL Draft, out of Minnesota.

2001: Hamilton was declared inactive for all 16 games.

COLLEGE: Hamilton started all 46 games in which he played in his four years at Minnesota, and is regarded as the best center to ever play at the school. He was a consensus first-team All-America choice for the second straight year as a senior, earning acclaim from *Football News*, *The Sporting News*, American Football Coaches Association and Walter Camp. Hamilton was also a consensus All-Big Ten Conference first-team choice, and a finalist for the Lombardi Award, given annually to the nation's best interior lineman, as well as the Outland Trophy, awarded to college football's top lineman. As a junior he was named first-team All-America by the Associated Press, becoming the first Minnesota offensive lineman since Bobby Bell in 1962 to earn first-team national honors, while also picking up first-team All-America honors from *The Sporting News* and CBS Sportsline and second-team accolades from *Football News*. Hamilton was a first-team All-Big Ten Conference choice by the league's coaches named the team's Paul Giel award winner, which honors the player who exhibits total unselfishness and most concern about the University of Minnesota. He was honorable mention All-Big Ten as a freshman and sophomore. Hamilton redshirted in 1996.

PERSONAL: Hamilton was a *USA Today* honorable mention All-America choice as a senior at Wayzata (Minn.) High School, and also added *Minneapolis Star Tribune* all-state, all-conference and all-Metro accolades as he helped lead his school to the 1995 Section 8AA crown. He represented the Metro team in the 1996 Minnesota High School All-Star game, and also lettered in tennis. Hamilton was an honor roll student. His father, Wes, played on the offensive line at Tulsa and with the Minnesota Vikings (1976-85). He was drafted by the Vikings in the third round of the 1976 NFL Draft and played in 116 games with the club. Benjamin Thomas Hamilton was born Aug. 18, 1977 in Minneapolis, Minn. He and his wife, Jeanne, reside in Parker, Colo.

HAMILTON'S REGULAR SEASON RECORD

Year	Club	G	S
2001	Denver	0	0



PATRICK HAPE  **TIGHT END**
6-4 • 262 • 6TH YR. • ALABAMA

BORN: June 6, 1974 in Killen Ala.
HIGH SCHOOL: Brooks High School, Killen, Ala.
RESIDES: Aurora, Colo.
ACQUIRED: Unrestricted Free Agent (Tampa Bay), 2001
PRO YEAR: 6th • YEAR WITH BRONCOS: 2nd
NFL GAMES PLAYED/STARTED: 76/16 • **POSTSEASON:** 5/0

86

Patrick Hape displayed impressive versatility last year in his first season in Denver, entering the season as a tight end but starting eight games at fullback when a need arose in the Broncos' backfield. Contributing at both positions, Hape caught 15 passes for 96 yds. (6.4) and three touchdowns, giving Denver strong contributions in whichever role he was used. He scored the first touchdown ever at INVESCO Field at Mile High on a 1-yd. pass from Brian Griese in the 1st quarter of the season opener vs. the New York Giants, Sept. 10, 2001. Now in his sixth NFL season Hape has played in 76 career games (16 starts) and caught 34 passes for 196 yards (5.8) with a long of 25 and five touchdowns, while also rushing three times for 1 yd. He has also played in five postseason games and caught one pass for 5 yards. Hape spent his first four NFL seasons with Tampa Bay after being drafted by the club in the fifth round in 1997 (137th overall).

2001: Hape played in 15 games, starting eight, and set career highs in all receiving categories with 15 catches for 96 yds. (6.4), with a long of 25 and three touchdowns. He also rushed twice for 0 yds. Hape started at fullback in Wk. 1 and Wks. 3-8 before returning to a reserve role at both fullback and tight end with Tony Carter assuming the role beginning in Wk. 9. He was declared inactive at Ind. (1/6) because of a sprained left ankle suffered the week before vs. Oak. (12/30). Hape started as a second tight end at K.C. (12/16) and tied his career high for receptions with two (8th time; 4th of '01) for a career-high 35 yards, including a career-best long of 25. He re-emerged on the Broncos' offensive landscape vs. Sea. (12/9), catching his third touchdown of the season on a 1-yd. pass from Gus Frerotte in the 3rd qtr. Hape posted his third two-catch game of the season at Oak. (11/5), tying his career high (seventh time), and established a then-career high for receiving yds. with 20. His longest reception, of 13 yds., also matched his career best at the time. Hape did not start at Ariz. (9/23) because the Broncos opened in a two-tight end set, but played

the entire game at fullback and caught his career-best second touchdown of the season on a 1-yd. toss from Brian Griese. He started at fullback in the season opener against the Giants (9/10) and scored the first touchdown at INVESCO Field at Mile High on a 1-yd. pass from Griese with 1:09 remaining in the 1st qtr. He was moved to fullback full-time in training camp when four-year starter Howard Griffith went down with a neck injury. Hape signed with the Broncos as an unrestricted free agent from Tampa Bay March 14, 2001.

2000: Hape played in all 16 games (2 starts) and caught a career-best six passes for 39 yards with Tampa Bay. His two starts came at Washington (10/1) and vs. Green Bay (11/12). Hape tied his longest career reception of 13 yds. vs. Chicago (9/10) and recorded his high game of two catches (12 yds.) in the Washington contest. He also caught one pass for five yards in the Bucs' playoff loss at Philadelphia (12/31).

1999: Hape played in 15 games (one start, vs. Denver) for Tampa Bay and caught five passes for 12 yards, including a two-yard touchdown reception at Seattle (11/28), Shaun King's first NFL scoring pass. Hape played in both postseason contests, making a key block to spring Mike Alstott on a 4th-and-1 situation that led to the winning touchdown in Tampa's 14-13 win over Washington (1/15), propelling the Bucs to the NFC Championship Game at St. Louis (1/23).

1998: Hape played in 16 games and made two starts as Tampa Bay's second tight end. He joined starting tight end Dave Moore in the lineup primarily in blocking situations and helped open holes for a Buccaneers running game that racked up 2,148 yards, second most in team history. For the season Hape caught four passes for 27 yards (6.8), including two for seven yards in the season opener at Minnesota (9/6). He scored on a two-point conversion at Green Bay (9/13).

1997: Hape played in 14 games (three starts) with Tampa Bay and caught four passes for 22 yards (5.5), including a career-long 13-yarder at Green Bay (10/5). He began his rookie season as the backup tight end but was also used extensively at fullback, the role in which he made his three starts. Hape carried once for one yard. He saw limited action as a fullback in both postseason contests, the NFC Wild Card Game vs. Detroit (12/28) and the NFC Divisional Playoff at Green Bay (1/4/98). The Bucs drafted him in the fifth round (137th overall) in April of '97.

COLLEGE: Hape was a four-year letterwinner at Alabama, where he played in 47 career games (26 starts) and caught 24 passes for 321 yards (13.4) and one touchdown. He also rushed for 25 yards on seven carries (3.6). As a senior in 1996 Hape caught a career-best 12 passes for 134 yards (11.2) and a touchdown. As a junior he made five starts at fullback. He majored in business management.

PERSONAL: Hape, a native of Killen, Ala., was considered one of the nation's top tight end prospects as a senior at Brooks High School. He earned all-state accolades while playing tight end, linebacker and running back. Hape rushed for 660 yards and scored seven touchdowns as a prep. Patrick Stephen Hape was born June 6, 1974 in Killen, Ala. He and his wife, Jennifer, make their home in Aurora, Colo.

Hape's Regular Season Record

Year	Club	RECEIVING						SCORING							
		G	S	No.	Yds.	Avg.	LG	TD	TD	TDr	TDP	TDrt	2pt	Pts.	
1997	Tampa Bay	14	3	4	22	5.5	13	1	1	0	1	0	0	0	6
1998	Tampa Bay	16	2	4	27	6.8	11	0	0	0	0	0	1	2	
1999	Tampa Bay	15	1	5	12	2.4	4	1	1	0	1	0	0	6	
2000	Tampa Bay	16	2	6	39	6.5	13	0	0	0	0	0	0	0	
2001	Denver	15	8	15	96	6.4	25	3	3	0	3	0	0	18	
CAREER TOTALS		76	16	34	196	5.8	25	5	5	0	5	0	1	32	

ADDITIONAL STATISTICS: Hape scored on a two-point conversion at Green Bay (9/13), 1998. Rushed once for one yard, 1997. Rushed twice for 0 yds., 2001; **TOTAL RUSHING:** 3-1, 0.3, LG of 1.

Hape's Postseason Statistics

Year	Club	RECEIVING						SCORING						
		G	S	No.	Yds.	Avg.	LG	TD	TD	TDr	TDP	TDrt	2pt	Pts.
1997	Tampa Bay	2	0	0	0	0.0	0	0	0	0	0	0	0	0
1999	Tampa Bay	2	0	0	0	0.0	0	0	0	0	0	0	0	0
2000	Tampa Bay	1	0	1	5	5.0	5	0	0	0	0	0	0	0
CAREER TOTALS		5	0	1	5	5.0	5	0	0	0	0	0	0	0

Hape's Single-Game Highs

(Postseason in parenthesis)

Most receptions – 2, eight times, most recently at Kansas City, 12/16/01 (1 at Philadelphia, 12/31/00). **Most receiving yardage** – 35 at Kansas City, 12/16/01 (5 at Philadelphia, 12/31/00). **Longest reception** – 35 at Kansas City, 12/16/01 (5 at Philadelphia, 12/31/00). **Most receiving touchdowns** – 1, five times, most recently vs. Seattle, 12/9/01 (none).



REGGIE HAYWARD  **DEFENSIVE END**

6-5 • 270 • 2ND YR. • IOWA STATE

BORN: March 14, 1979 in Chicago, Ill.
HIGH SCHOOL: Thornridge High School, Dolton, Ill.
RESIDES: Parker, Colo.
ACQUIRED: Draft #3 (87th overall), 2001
PRO YEAR: 2nd • **YEAR WITH BRONCOS:** 2nd
NFL GAMES PLAYED/STARTED: 6/2

98

Reggie Hayward stands poised to make a big jump after steadily progressing during his rookie season and showing flashes of the superiority and quickness and agility that made him an attractive pass-rushing defensive end coming out of college. He will compete for a starting position in 2002. Hayward played in the final six games of his rookie season after being inactive the first 10 weeks, and managed 22 tackles (16 solo), including three sacks (-21) in reserve duty. The three sacks came in the same game, vs. Seattle (12/9/01), tying the Broncos single-game record for a rookie. Hayward was chosen by the Broncos in the third round (87th overall) of the 2001 NFL Draft.

2001: Hayward played in each of the final six games (at Dal., 11/22; at Mia., 12/2; vs. Sea., 12/9; at K.C., 12/16; vs. Oak., 12/30 and at Ind., 1/6) after being declared inactive for the first 10, and finished the year with 22 tackles (16 solo), including three sacks (-21). In his second career start, at Ind. (1/6), he posted four tackles (3 solo). Hayward made his first NFL start vs. Oak. (12/30), replacing Kavika Pittman at right defensive end after Pittman was placed on injured reserve for the final two games of the year. Previously he saw the most extensive action of his young career at K.C. (12/16), after Pittman left with his strained calf in the 1st qtr., and tied for second on the team with a career-best nine tackles (5 solo). That effort also matched the best by a Broncos defensive lineman in 2001, equaling Pittman's nine-tackle performance vs. Balt. (9/30). Hayward saw time vs. Sea. (12/9), registering five tackles (4 solo) and the first three sacks of his career (on Matt Hasselbeck) for a total loss of 21 yards. The three sacks were the most in a game by a Bronco in 2001 and tied the franchise record for a rookie, held by Rulon Jones (12/14/01 vs. Oak.), while tying for the seventh-best effort overall in club history. Hayward played in his first NFL game at Dal. (11/22) and registered two solo tackles.

COLLEGE: Hayward was a first-team All-Big 12 Conference honoree in his senior season at Iowa State after two straight seasons of honorable mention consideration. A three-year starter, he never missed a game in his college career (44 games/33 starts) and did not redshirt. Hayward's career numbers include 229 tackles (147 solo), 16.5 sacks (-102), four passes defensed, five forced fumbles and five fumble recoveries. Hayward received the Arthur Floyd Scott Award as a senior, given annually to the team's outstanding defensive lineman, and was a team captain and Most Valuable Player. He was a sociology major.

PERSONAL: Hayward was an All-America selection by Reebok, *Prep Football Report* and *Super Prep* at Thornridge High School in Dolton, Ill. He was named one of the top players nationally by *Prep Football Report* and earned first-team all-state honors from the *Champaign News-Gazette* as a senior. Hayward also played tight end and served as the team's punter, as well as lettering in basketball—earning all-conference honors as a junior and a senior—and track. Reginald Joseph Hayward, Jr., was born March 14, 1979 in Chicago, Ill.

Hayward's Regular Season Record

Year	Club	G	S	UT	A	TT	S-Yds.	I-Yds.	PD	FF	FR	TD-Int.	TD-FR	S	Pts.
2001	Denver	6	2	16	6	22	3-21	0-0	0-0	0	0	0	0	0	0

Did You Know?

The Broncos are one of only five current NFL teams to have never picked first in the NFL or AFL Draft. The other four teams are the San Diego Chargers, Seattle Seahawks, Carolina Panthers and Jacksonville Jaguars.



STEVE HERNDON  **GUARD**

6-4 • 305 • 2ND YEAR • GEORGIA

BORN: May 25, 1977 in LaGrange, Ga.
HIGH SCHOOL: Troup County High School, LaGrange, Ga.
RESIDES: Parker, Colo.
ACQUIRED: Free Agent, 2000
PRO YEAR: 2nd • **YEAR WITH BRONCOS:** 2nd
NFL GAMES PLAYED/STARTED: 5/3

79

Steve Herndon enters the 2002 season looking to make an impact on the Broncos' offensive line after seeing his first NFL action last year. He spent all of the 2000 season on the Broncos' practice squad, then played in the NFL Europe League with the Barcelona Dragons in the spring of 2001. Herndon made the Broncos' 53-man roster a year ago and saw his first NFL action, playing in five games, with three starts. He initially entered the NFL in 2000 as an undrafted free agent with Miami (signed April 25), was waived Aug. 22, then signed to the Broncos practice squad Aug. 29. Herndon signed a new contract with Denver Jan. 2, 2001.

2001: Herndon played in five games and started three (at S.D., 10/21; vs. Wash., 11/18 and at Dal., 11/22), was inactive for 10 and was active but did not play vs. S.D. (11/11). He saw time at left guard, in place of Lennie Friedman, vs. Oak. (12/30). Herndon started his third game of the season at Dal. (11/22) at left guard in place of Freidman, after moving into that spot the week before vs. Wash. He played in his first NFL game at S.D. (10/21), starting at right guard for the injured Dan Neil (ankle). Herndon signed a new contract with Denver Jan. 2, 2001 after his 2000 practice squad contract expired, then played in the NFL Europe League with the Barcelona Dragons in the spring of 2001.

2000: Herndon spent the regular season on the Broncos' practice squad after signing with the club Aug. 29. He had been in Miami's training camp, signing with the Dolphins as an undrafted free agent April 25, but was waived Aug. 22.

COLLEGE: Herndon was a four-year letterman at Georgia, where he helped open holes for current Broncos running back Olandis Gary. He started at left guard each of his last two seasons and ended his college career on a streak of 24 consecutive starts. Herndon was a third-team All-America and a first-team All-Southeastern Conference pick as a senior. He holds a bachelor's degree in business education and was a member of the SEC's Academic Honor Roll as a junior and senior, as well as a member of the GTE/CoSIDA Academic All-District team as a junior. Herndon also received the Teka and John Adams Endowed Scholarship and earned the Texaco/Havoline Scholar-Athlete Award at the Peach Bowl. He redshirted as a freshman in 1995.

PERSONAL: Herndon was an all-state performer as a senior at Troup County High School in LaGrange, Ga., where he was selected to play in the Florida-Georgia High School All-Star Classic. He also lettered in wrestling. Herndon grew up with rap musician Bubba Sparxxx (real name Warren Mathis), and maintains a close friendship with him. He appeared in the music video for Sparxxx's song "Ugly," which received heavy rotation on MTV. Steven Marshall Herndon was born May 25, 1977 in LaGrange, Ga. He and his wife, Heather, reside in Parker, Colo.

HERNDON'S REGULAR SEASON RECORD

Year	Club	G	S
2000	Denver		
PRACTICE SQUAD			
2001	Denver	5	3
CAREER TOTALS		5	3

OFF THE FIELD

Herndon grew up with rap musician Bubba Sparxxx (real name Warren Mathis), and maintains a close friendship with him. He appeared in the music video for Sparxxx's song "Ugly," which received heavy rotation on MTV.



DELVIN HUGHLEY  **SAFETY**

5-10 • 202 • 2ND YEAR • JACKSONVILLE STATE

BORN: April 14, 1978 in Anniston, Ala.
HIGH SCHOOL: Anniston High School, Anniston, Ala.
RESIDES: Anniston, Ala.
ACQUIRED: Free Agent, 2001
PRO YEAR: 2nd • **YEAR WITH BRONCOS:** 2nd
NFL GAMES PLAYED/STARTED: 0/0

20

Delvin Hughley enters his first full season with the Broncos after joining the club late in the 2001 season. He signed with the Broncos Dec. 24, 2001 after spending most of the season on the Baltimore Ravens practice squad, and was inactive for each of the Broncos' final two games. Hughley entered the NFL in 2001 as a rookie free agent with the Ravens (4/27) out of Jacksonville State.

2001: Hughley signed with Baltimore as a rookie free agent (4/27) and went through training camp with the club, but was waived in the final cutdown (9/2). He signed to the Ravens' practice squad Sept. 4, and then signed to the active roster Sept. 8. Hughley was declared inactive the next day when Baltimore hosted Chicago in the season-opener, and was waived Sept. 10. He re-signed to the practice squad Oct. 2 and spent most of the season there before being waived Dec. 11. He signed with the Broncos Dec. 24 and was inactive for the final two games.

COLLEGE: Hughley was a four-year starter at Jacksonville State who finished his career with 205 tackles, seven interceptions and 36 passes defended. He was an All-Southland Football League second-team selection as a senior in 2000, posting 65 tackles, one fumble recovery, one interception and a team-leading 16 passes defended. Hughley also returned 21 punts for 158 yds. (7.5) and two kickoffs for 29 yds. (14.5), and returned an interception 30 yds. for a touchdown vs. Nicholls State. He was also a second-team All-Southland cornerback as a junior in 1999, and also earned honorable mention as a return specialist. Defensively he posted 64 tackles, three interceptions, nine passes defended, one fumble recovery and a forced fumble. On special teams he blocked two kicks and returned 26 punts for 361 yds. (13.9). Hughley was honorable mention All-Southland as a cornerback in his sophomore campaign. He redshirted in 1996. Hughley majored in recreation management.

PERSONAL: Hughley was an honorable mention all-state selection and an all-county pick at Anniston (Ala.) High School as a senior in 1995. He helped his school win the state title as a junior, and also lettered in basketball, track and tennis. Delvin Lamar Hughley was born April 14, 1978 in Anniston, Ala.

HUGHLEY'S REGULAR SEASON RECORD

Year	Club	G	S	UT	A	TT	S-Yds.	I-Yds.	PD	FF	FR	TD-Int.	TD-FR	S	Pts.
2001	Denver	0	0	0	0	0	0-0	0-0	0	0	0	0	0	0	0



JAY HUMPHREY  **GUARD**

6-6 • 314 • 2ND YEAR • TEXAS

BORN: June 20, 1976 in Dallas, Texas
HIGH SCHOOL: Richardson High School, Richardson, Texas
RESIDES: Dallas, Texas
ACQUIRED: Free Agent, 2002
PRO YEAR: 2nd • **YEAR WITH BRONCOS:** 1st
NFL GAMES PLAYED/STARTED: 0/0

67

Jay Humphrey joins the Broncos as a free agent who was out of football last year after two seasons in Minnesota. Though he has not played in an NFL game, Humphrey was on the Vikings' active roster for all 16 games as a rookie in 1999 and spent 2000 on their practice squad. He was let go at the end of training camp last year and did not hook on with any other team. Humphrey was drafted by the Vikings in the fourth round (125th overall) in 1999. He and Broncos' left guard Dan Neil were teammates at Texas.

OFF THE FIELD

Humphrey's wife, Kelli Kuehne, is a standout on the LPGA Tour. She finished third at the 1999 U.S. Women's Open and was the U.S. Women's Amateur Champion in 1995 and '96.

2001: Humphrey played in the NFL Europe League with the Scottish Claymores in the spring, then went through training camp with Minnesota, but was waived in the final cutdown, Sept. 2. He spent the season out of football.

2000: Humphrey spent the season on Minnesota's practice squad. He was waived Aug. 27 and signed to the practice squad Aug. 29.

1999: Humphrey was drafted by Minnesota in the fourth round (125th overall) and was active for one game (vs. Det., 1/2/00), though he did not play. He was inactive for the season's first 15 games, as well as both of Minnesota's playoff games.

COLLEGE: Humphrey started 36 games at right tackle in his career at Texas. A three-year starter and a four-year letterwinner, he was also a long snapper for the Longhorns. Humphrey earned first-team All-Big 12 honors as a senior, paving the way for Heisman Trophy winner Ricky Williams. He was a sports management major at Texas.

PERSONAL: Humphrey was all-state and a Texas Top-100 selection at Richardson (Texas) High School. His father, Tom, was also an offensive lineman in the NFL, playing for Kansas City, Cleveland and Atlanta. Jay was a member of the 1995 Southwest Conference Honor Roll and earned the University of Texas Athletic Director's Award with a 3.2 GPA. He is married to LPGA standout Kelli Kuehne, who took third at the 1999 Women's U.S. Open and won the U.S. Women's Amateur in 1995 and '96. Humphrey was born June 20, 1976 in Dallas, Texas.

HUMPHREY'S REGULAR SEASON RECORD

Year	Club	G	S
1999	Minnesota	0	0
2000	Minnesota	PRACTICE SQUAD	
2001		OUT OF FOOTBALL	
CAREER TOTALS		0	0



TODD HUSAK  **QUARTERBACK**
6-3 • 216 • 3RD YEAR • STANFORD

BORN: July 6, 1978 in Long Beach, Calif.
HIGH SCHOOL: St. John Bosco High School, Bellflower, Calif.
RESIDES: Long Beach, Calif.
ACQUIRED: Free Agent, 2001
PRO YEAR: 3rd • **YEAR WITH BRONCOS:** 2nd
NFL GAMES PLAYED/STARTED: 1/0

8

Todd Husak enters his first full season with the Broncos after signing with the club late last season. He was signed by the Broncos Dec. 20, 2001 after backup quarterback Gus Frerotte was placed on injured reserve (right shoulder), and was the third quarterback for each of the final two games. In his third season out of Stanford, Husak has played in one NFL game, as a Washington Redskin in 2000. He entered the NFL in 2001 as Washington's sixth-round draft choice (202nd overall) and spent his entire rookie season with the club. Husak was waived in the final cutdown in 2001, and then spent most of the season on the New York Jets practice squad (signed Sept., 28; waived Dec. 18) before coming to Denver.

2001: Husak was signed by the Broncos Dec. 20 after backup quarterback Gus Frerotte was placed on injured reserve. He served as the Broncos' third quarterback in the season's final two games, vs. Oak. (123/30) and at Ind. (1/6). Husak had spent most of the season on the New York Jets' practice squad (signed 9/28; waived 12/18) after being waived by Washington in the final cutdown (9/2).

2000: Husak played in one game with Washington in his rookie season, seeing action in the season-finale vs. Ariz. (12/24). He completed both of his pass attempts, for a net of -2 yds., to fullback Larry Centers (-8 yds. and 6 yds.), and rushed once for -1 yd. Husak was designated the third quarterback for the first nine games, but was activated for the next two, at Ariz. (11/5) and at St. Louis (11/20), backing up Jeff George while Brad Johnson was sidelined with a knee injury. He returned to his third-quarterback role for the next four games before seeing his only action vs. Ariz. Husak was drafted in the sixth round (202nd overall) by Washington.

COLLEGE: Husak finished his career at Stanford as one of the school's most prolific passers, ranking fifth in passing yards (6,564), total offense (6,428), touchdown passes (41) and pass attempts (872); and sixth in completions (465). He threw for 300 yards in a game nine times, twice topping 400. As a senior in 1999 he was named first-team All-Pac-10, the first Stanford quarter-

back to earn such an honor since Broncos Ring of Famer John Elway in 1982. That effort led the Cardinal to its first conference championship and Rose Bowl appearance in 28 seasons, completing 176 of 308 passes for 2,688 yards and 18 touchdowns. His passing yards ranked eighth and his touchdown passes ranked 10th in Stanford single-season annals. As a junior in 1998, his first season as the starting quarterback, Husak became the third Stanford quarterback to throw for 3,000 yards in a season (3,092), joining Steve Stenstrom (3,627 in 1993) and Elway (3,242 in 1982). He once threw 159 passes in a row without an interception, breaking the Pac-10 record of 150. Husak played in six games as a sophomore in 1997, completing 37 of 78 passes for 582 yards and five touchdowns with four interceptions. He played in four games as a freshman, completing 19 of 39 passes for 202 yards and one touchdown with two interceptions. Husak majored in political science.

PERSONAL: Husak was a prep All-American and rated the 10th best quarterback in the West as a senior in 1995 at St. John Bosco High School in Bellflower, Calif., when he completed 138 of 240 passes for 1,720 yards and 15 touchdowns. He was the 1995-96 CIF 1A Southern Section Scholar-Athlete of the Year, and was named a Schutt Academic All-American after his senior season. Husak belongs to the National Honor Society and the California Scholastic Federation. His father, Bill Husak, is the athletic director at Loyola-Marymount University. Husak was born July 6, 1978 in Long Beach, Calif.

HUSAK'S REGULAR SEASON RECORD

Year	Club	G	S	PASSING											
				Att.	Comp.	Pct.	Yds.	Yds./Att.	TD	% Int.	% LG	Sack/Yds.	Rtg.		
2000	Washington	1	0	2	2	100.0	-2	-1.00	0	0.0	0	0.0	6	0/0	79.2
2001	Denver	0	0	0	0	0.0	0	-1.00	0	0.0	0	0.0	—	0/0	0.0
CAREER TOTALS		1	0	2	2	100.0	-2	-1.00	0	0.0	0	0.0	6	0/0	79.2

Year	Club	RUSHING					SCORING					
		Att.	Yds.	Avg.	LG	TD	TD	TDr	TDP	LG	2pt	Pts.
2000	Washington	1	-1	-1.0	-1	0	0	0	0	0	0	0
2001	Denver	0	0	0.0	—	0	0	0	0	0	0	
CAREER TOTALS		1	-1	-1.0	-1	0	0	0	0	0	0	

HUSAK'S SINGLE-GAME HIGHS

Most pass attempts — 2 vs. Arizona, 12/24/00; **Most pass completions** — 2 vs. Arizona, 12/24/00; **Most yards passing** — -2 vs. Arizona, 12/24/00; **Best completion percentage** — 100.0% (2-2) vs. Arizona, 12/24/00; **Most touchdown passes** — none; **Longest pass completion** — 6 yards, to Larry Centers, vs. Arizona, 12/24/00; **Most rushing attempts** — 1 vs. Arizona, 12/24/00; **Most yards rushing** — -1 vs. Arizona, 12/24/00; **Longest rush** — -1 vs. Arizona, 12/24/00; **Most rushing touchdowns** — none.



JARIOUS JACKSON  **QUARTERBACK**
6-0 • 228 • 3RD YR • NOTRE DAME

BORN: May 3, 1977 in Tupelo, Miss.
HIGH SCHOOL: Tupelo High School, Tupelo, Miss.
RESIDES: Littleton, Colo.
ACQUIRED: Draft #7a (214th overall), 2000
PRO YEAR: 3rd • **YEAR WITH BRONCOS:** 3rd
NFL GAMES PLAYED/STARTED: 3/0 • **POSTSEASON:** 1/0

17

Jarious Jackson returns for his third NFL season having taken positive steps in his growth and development as an NFL quarterback over his first two seasons. This year he has the advantage of a full offseason training with his teammates after spending the spring of 2001 in the NFL Europe League. He figures to be a strong challenger for the backup quarterback position in 2002 as he applies his considerable athletic talent with the knowledge he has gained. Jackson has played in three regular season games with the Broncos and completed seven of 13 passes (53.8%) for 73 yds. with a long of 19, and has seen action in one postseason contest, completing 5 of 10 (50.0%) for 54 yds. with a long of 15. He was the starting quarterback for the Barcelona Dragons of the NFL Europe League in 2001 and directed his squad to the World Bowl after an outstanding season. He threw just one pass in his rookie season of 2000, but also played in Denver's AFC Wild Card Game at Baltimore. Jackson was selected by the club in the seventh round of the 2000 NFL Draft (214th overall), out of Notre Dame.

2001: Jackson was designated the third quarterback for the first 13 games, but was elevated to the backup position for the final three games due to injuries to Brian Griese (1 gm.) and Gus Frerotte (2 gms.), and played in one. At K.C. (12/16) he moved up to the backup role for the first time all season with Griese still suffering the effects of a concussion. Jackson saw his only action

of the season in that contest, replacing the injured Frerotte (shoulder) in the 3rd qtr., and directed the club's final six possessions, which resulted in two field goals. For the day he completed seven of 12 passes (58.3%) for 73 yards, with a long of 19 to Chris Cole and rushed for 7 yds. on five carries (1.4). He entered the game having thrown just one regular season pass in his career, and made his first NFL completion to Dwayne Carswell for a 16-yd. gain.

2000: Jackson played in two games (at K.C., 12/17 and vs. S.F., 12/23) and attempted one pass, which fell incomplete. He also had one rushing attempt for -1 yd. on a kneel-down to end the S.F. game. Jackson was designated the third quarterback for nine games and was the backup, but did not play, in the other five. (vs. K.C., 9/24; vs. S.D., 11/19; at Sea., 11/26; at N.O., 12/3 and vs. Sea., 12/10). He was elevated to the backup position because of an injury to starter Brian Griese. Jackson played in a reserve role in the AFC Wild Card Game at Balt. (12/31) and completed 5 of 10 passes (50%) for 54 yds. with a long of 19. He was also sacked once (-9). He replaced starter Gus Frerotte in the 4th qtr. and directed the Broncos' final two drives in his first postseason game.

COLLEGE: Jackson was a two-year starter at Notre Dame where he set school single-season records for passing yards (2,753), completions (184) and attempts (316) while throwing 17 touchdown passes as a senior in 1999. The marks for completions and attempts were held by Ron Powulus (1997) while the yardage mark was held by Joe Theismann (1970). For his career (37 games, 22 starts) Jackson completed 306 of 536 passes (57.1%) for 4,820 yards and 34 touchdowns with 21 interceptions, and rushed for 877 yards and 13 touchdowns on 251 carries (3.5). As a junior he guided the team to a 9-2 record by completing 104 of 188 passes (55.3%) for 1,740 yards and 13 touchdowns. Jackson played in nine games as a sophomore and six as a freshman. He was a marketing major, enrolled in the College of Business Administration.

PERSONAL: Jackson was an All-America pick by *SuperPrep*, *Prep Football Report* and *Bluechip Illustrated* and ranked sixth nationally among quarterbacks by *Bluechip Illustrated* and 10th by *SuperPrep* at Tupelo (Miss.) High School. He also was a *USA Today* honorable mention pick, one of five quarterbacks named to the Super Southern 100 by the *Atlanta Journal-Constitution* and rated one of top 100 players nationally by the *Chicago Sun-Times* after earning three letters in football as a quarterback, defensive back and outside linebacker. He was a first-team all-state quarterback as a senior in 1994 and played in the Mississippi-Alabama postseason all-star game. Jackson played defensive end as a sophomore and started seven games at safety as a senior. He earned two letters in track as a sprinter and one as a forward in basketball. Jarious K. Jackson was born May 3, 1977 in Tupelo, Miss., and makes his home in Littleton, Colo. His father, Jarious, played football at Alcorn State.

JACKSON'S REGULAR SEASON RECORD

		PASSING													
Year	Club	G	S	Att.	Comp.	Pct.	Yds.	Yds./Att.	TD	%	Int.	%	LG	Sack/Yds.	Rtg.
2000	Denver	2	0	1	0	00.0	0	0.00	0	0.0	0	0.0	0	0/0	39.6
2001	Denver	1	0	12	7	58.3	73	6.08	0	0.0	0	0.0	19	1/6	76.0
CAREER TOTALS		3	0	13	7	53.8	73	5.62	0	0.0	0	0.0	19	1/6	70.4

		RUSHING					SCORING					
Year	Club	Att.	Yds.	Avg.	LG	TD	TD	TDr	TDp	TDrt	2pt	Pts.
2000	Denver	1	-1	-1.0	-1	0	0	0	0	0	0	0
2001	Denver	5	7	1.4	4	0	0	0	0	0	0	0
CAREER TOTALS		6	6	1.0	4	0	0	0	0	0	0	0

JACKSON'S POSTSEASON RECORD

		PASSING													
Year	Club	G	S	Att.	Comp.	Pct.	Yds.	Yds./Att.	TD	%	Int.	%	LG	Sack/Yds.	Rtg.
2000	Denver	1	0	10	5	50.0	54	0.00	0	0.0	0	0.0	19	1/9	66.3

		RUSHING					SCORING					
Year	Club	Att.	Yds.	Avg.	LG	TD	TD	TDr	TDp	TDrt	2pt	Pts.
2000	Denver	0	0	0.0	0	0	0	0	0	0	0	0

JACKSON'S SINGLE-GAME HIGHS

(Postseason in parenthesis)

Most pass attempts — 12 at Kansas City, 12/16/01 (10 at Baltimore, 12/31/00); **Most pass completions** — 7 at Kansas City, 12/16/01 (5 at Baltimore, 12/31/00); **Most yards passing** — 73 at Kansas City, 12/16/01 (54 at Baltimore, 12/31/00); **Best completion percentage** — 58.3% (7-12) at Kansas City, 12/16/01 (50%, 5-10, at Baltimore, 12/31/00); **Most touchdown passes** — none (none); **Longest pass completion** — 19 (to Chris Cole) at Kansas City, 12/16/01 (19 to Rod Smith at Baltimore, 12/31/00); **Most rushing attempts** — 5 at Kansas City, 12/16/01 (none); **Most yards rushing** — 7 at Kansas City, 12/16/01 (none); **Longest rush** — 4 at Kansas City, 12/16/01 (none); **Most rushing touchdowns** — none (none).



GARRETT JOHNSON  **DEF. TACKLE**

6-3 • 298 • 2ND YR. • ILLINOIS

BORN: December 31, 1975 in Belleville, Ill.
HIGH SCHOOL: Belleville East High School, Belleville, Ill.
RESIDES: Belleville, Ill.
ACQUIRED: Free Agent, 2002
PRO YEAR: 2nd • **YEAR WITH BRONCOS:** 1st
NFL GAMES PLAYED/STARTED: 8/2

60

Garrett Johnson signed with the Broncos as a free agent in the offseason (Jan. 22) hoping to find a spot on a revamped Denver defensive line. Now with his second NFL team, Johnson is seeking a roster spot after spending last season out of football when he was waived by New England in the final cutdown, Sept. 2, 2001. He entered the NFL in 1999 as an undrafted free agent with the Patriots (signed April 20), and played in eight games (two starts) during the 2000 season. Johnson also played in the NFL Europe League with the Barcelona Dragons in the spring of 2000.

2001: Johnson was out of football after being released by the Patriots' in the final cut, Sept. 2.
2000: Johnson played in eight games for New England and started two after being signed from the practice squad Oct. 14. He played in his first NFL game the next day, vs. the Jets (10/15) and made one tackle. For the year he tallied 11 tackles (five solo) and recovered a fumble. He had a career-high four tackles vs. K.C. (12/4) on Monday Night Football and made his first NFL start the next week at Chicago (12/10). Johnson added three more tackles and forced a Doug Flutie fumble in his only other start, a week later vs. Buffalo (12/17). Johnson was waived coming out of training camp, Aug. 27, then signed to the practice squad Aug. 29. He spent the spring of 2000 in NFL Europe playing for the Barcelona Dragons.

1999: Johnson signed with New England as an undrafted free agent April 20, was waived Sept. 7 and signed to the practice squad Sept. 9. He was waived from the practice squad Sept. 29, then re-signed to the practice squad for the remainder of the season Dec. 7.

COLLEGE: Johnson was a four-year letterman at Illinois, starting 32 of the 39 games in which he played. He recorded 182 tackles (121 solo), including 8.5 sacks and 22 tackles for loss, as well as four fumble recoveries and one forced fumble. Johnson had a career-high 66 stops (44 solo) and 5.5 sacks as a senior. He earned Illinois Rookie of the Year honors following a 45-tackle performance as a freshman. Johnson majored in speech communications.

PERSONAL: Johnson was a first-team all-state pick at Belleville East (Ill.) High School. He also played three years of basketball and threw the shot put on the track team. His father, Herschel, was a defensive lineman for Illinois from 1966-68. Johnson was born Dec. 31, 1975 in Belleville, Ill.

JOHNSON'S REGULAR SEASON RECORD

Year	Club	G	S	UT	A	TT	S-Yds.	I-Yds.	PD	FF	FR	TD-Int.	TD-FR	S	Pts.
1999	New Eng.	PRACTICE SQUAD													
2000	New Eng.	8	2	5	6	11	0-0	0-0	0	0	1	0	0	0	0
2001	OUT OF FOOTBALL														
CAREER TOTALS		8	2	5	6	11	0-0	0-0	0	0	1	0	0	0	0

DID YOU KNOW?

The Broncos scored a franchise-high 50 points in a victory over the San Diego Chargers on Oct. 6, 1963 (50-34). However, in 42 seasons of football — 656 regular and postseason games — the Broncos have never posted the following scores: 4, 5, 8, 47 and 49.



JERRY JOHNSON  **DEF. TACKLE**

6-0 • 290 • 3RD YR. • FLORIDA STATE

BORN: July 11, 1977 in Ft. Pierce, Fla.
HIGH SCHOOL: Central High School, Ft. Pierce, Fla.
RESIDES: Ft. Pierce, Fla.
ACQUIRED: Draft #4a (101st overall), 2000
PRO YEAR: 3rd • **YEAR WITH BRONCOS:** 3rd
NFL GAMES PLAYED/STARTED: 9/0

90

Jerry Johnson received his first taste of NFL game experience last year in his second season, and enters 2002 fighting for a spot on a Denver defensive line that has seen a great deal of change over the past two offseasons. He will compete for a backup spot at either interior position after playing in nine games and making five tackles (4 solo) in reserve duty a year ago. Johnson was the first of Denver's two fourth round draft choices (101st overall) in 2000, out of Florida State.

2001: Johnson played in nine games as a reserve defensive tackle, was inactive for six and was active but did not play in one other. For the season he made five stops (4 solo), including a career-best two solos in the season finale at Ind. (1/6). Johnson returned to action vs. Oak (12/30) after being declared inactive for the previous six games, and was active but did not play earlier in the year at Sea. (10/14). He played in his first professional game vs. the Giants (9/10) and made one solo tackle, then added another solo vs. Balt. (9/30) and an assisted stop at S.D. (10/21).

2000: Johnson was declared inactive for all 16 regular season games and Denver's AFC Wild Card Game at Balt. (12/31). In the preseason he played in all four games and posted one pass defended and one fumble recovery.

COLLEGE: Johnson was a three-year starter at Florida State, where he was the strongest player on the Seminoles' 1999 national championship team, bench-pressing close to 550 pounds. He was a consensus All-America and All-Atlantic Coast Conference choice that season. Johnson began his career at FSU as a center in 1995 before moving to defense for his redshirt-freshman season in '96. Johnson also handled some snapping duties for field goals and PATs. He finished his career with 216 tackles (114 solo), including 11 sacks and the third-most tackles-for-loss in school history (43), while also being chosen a team captain. Johnson earned his degree in social science from FSU.

PERSONAL: Johnson earned first-team 6A all-state honors following his senior season at Central High School in Ft. Pierce, Fla. He was named to the *Orlando Sentinel* All-South list and received second-team All-America acclaim from *USA Today*, while being named the No. 2 nose-guard in the country and the No. 18 player in the Southeast by Tom Lemming. Johnson was also a member of *Blue Chip Illustrated's* Dream Team and rated the top center in the nation by Max Emfinger and the *National Recruiting Advisor*. He was state heavyweight wrestling champ as a junior and senior, and state runner-up in the shot put as a senior. Jerry M. Johnson, Jr., was born July 11, 1977 in Ft. Pierce, Fla. He makes his home in Ft. Pierce, Fla.

JOHNSON'S REGULAR SEASON RECORD

Year	Club	G	S	UT	A	TT	S-Yds.	I-Yds.	PD	FF	FR	TD-Int.	TD-FR	S	Pts.
2000	Denver	0	0	0	0	0	0-0	0-0	0	0	0	0	0	0	0
2001	Denver	9	0	4	1	5	0-0	0-0	0	0	0	0	0	0	0
CAREER TOTALS		9	0	4	1	5	0-0	0-0	0	0	0	0	0	0	0

LONG DROUGHT

The Broncos' longest current drought between meetings with any NFL opponent is with Tennessee, whom the Broncos have not faced since Nov. 26, 1995, when the franchise played in Houston as the Oilers. In 2001 Denver ended its previous longest drought by facing Indianapolis for the first time in eight years.



K.C. JONES  **CENTER**

6-1 • 275 • 5TH YR. • MIAMI

BORN: March 28, 1974 in Midland, Texas
HIGH SCHOOL: Robert E. Lee High School, Midland, Texas
RESIDES: Denver, Colo.
ACQUIRED: Free Agent, 2002 / Rookie Free Agent, 1997
PRO YEAR: 5th • **YEAR WITH BRONCOS:** 5th
NFL GAMES PLAYED/STARTED: 16/0 • **POSTSEASON:** 1/0

76

K.C. Jones re-joins the Broncos after a year out of football. He signed with the club June 10, 2002. Jones gained considerable knowledge and experience in his first four years with the Broncos (1997-2000), and played in all 16 games in 2000 as a reserve center and special teams performer. He spent his first season on injured reserve in 1997 (torn pectoral muscle) and then spent the next two seasons on the active roster as a valuable backup at the center position, though he did not see any game action. Jones entered the NFL as a rookie free agent with the Broncos out of Miami (Fla.) in '97.

2001: Jones was placed on the reserve/non-football injury list July 27, and was waived (failed physical) from reserve/NFI Sept. 2. He spent the season out of football.

2000: Jones played on special teams in all 16 games, and saw his first offensive action of the season vs. Cleve. (10/15), replacing center Tom Nalen late in the contest. He also saw action on special teams in the AFC Wild Card Game at Balt. (12/31). In the preseason Jones played in the final three games after missing the opener (at Ariz., 8/5) because of a low back strain.

1999: Jones was declared inactive for the first 15 games, and was active but did not play in the season-finale vs. San Diego (1/2). He underwent knee surgery to repair cartilage damage Tues., Sept. 28, and missed two weeks of practice, returning the week of the Green Bay game (10/17). In the preseason Jones played in the final three games after missing the first two with a severely sprained ankle. He backed up Tom Nalen at the center position, and contributed on special teams.

1998: Jones was active for four of the 16 games (vs. N.E., 9/7; at Oak., 9/20; at Wash., 9/27 and vs. Phi., 10/4), but did not play. He was declared inactive for the other 12 games. In the preseason Jones played in the opener at St. Louis (8/8), but suffered a right foot sprain during the contest and missed the final three games. He returned to practice the week of the regular-season opener. Jones was declared inactive for all three postseason games.

1997: Jones tore a pectoral muscle in Denver's first mini-camp in 1997 and missed the entire season. He was placed on injured reserve Aug. 18. Jones originally signed with Denver as a rookie free agent May 2.

COLLEGE: Jones was a four-year starter at center for the University of Miami, grading out at 93% as a blocker in his 41 career games. He was an All-Big East selection his last three years at UM, including 1995, when he only played in the first four games due to torn ligaments in his knee, forcing him to miss the rest of the season. Miami won or shared the Big East title four of the five years Jones was there, only missing out in 1993. Jones was named an Associated Press first-team All-American in 1996 as well as a freshman All-America choice by the Poor Man's Guide to the NFL Draft. He was a physical therapy major at Miami.

PERSONAL: Jones was a three-year starter and all-state center at Robert E. Lee High School in Midland, Texas, where he was team captain and named team MVP in 1991. He was the 10th-rated prospect in the state of Texas as a senior by *SuperPrep*. His mother, Nancy, resides in Denver. Kirk Cameron Jones was born March 28, 1974 in Midland, Texas. He and his wife, J'Lyn, reside in Denver.

JONES' REGULAR SEASON RECORD

Year	Club	G	S
1997	Denver	INJURED RESERVE — PECTORAL	
1998	Denver	0	0
1999	Denver	0	0
2000	Denver	16	0
CAREER TOTAL		16	0

JONES' POSTSEASON RECORD

Year	Club	G	S
2000	Denver	1	0



KEVIN KASPER  **WIDE RECEIVER**

6-0 • 193 • 2ND YR. • IOWA

BORN: December 23, 1977 in Hinsdale, Ill.
HIGH SCHOOL: Hinsdale South High School, Hinsdale, Ill.
RESIDES: Englewood, Colo.
ACQUIRED: Draft #6 (190th overall), 2001
PRO YEAR: 2nd • **YEAR WITH BRONCOS:** 2nd
NFL GAMES PLAYED/STARTED: 10/4

82

Kevin Kasper showed great skill and toughness in his rookie season, and looks to build on that and take his game to the next level in 2002. He provided great depth at a position that was beset by injury last year, and started four games among his 10 appearances. Kasper finished the year with eight receptions for 84 yds. (10.5), including a long of 15, and established himself as a dangerous kick-return threat with an average of 26.6 yds. on 14 returns (372 yds.) with a long of 37. He won the kick-return job to start the season before missing six games with a severely sprained ankle, and ranked among the league leaders at the time of his injury. Kasper was chosen by Denver in the sixth round (190th overall) of the 2001 NFL Draft, out of Iowa.

2001: Kasper played in 10 games and started four, catching eight passes for 84 yds. (10.5) with a long of 21. He also made six special teams tackles, and returned 14 kickoffs for 372 yards (26.57) with a long of 37. Kasper's 26.57 kickoff-return average was the eighth-best mark for a season in franchise history (min. 14 returns) and the best since 1995 (Glyn Milburn, 27.00). He caught one pass for seven yards in the season finale at Ind. (1/6), and returned two kicks for 44 yards. Kasper started vs. Oak. (12/30) and caught a career-high two passes for the third game in a row, for 15 yards (7.5). He also returned his first kickoffs since his early-season injury, returning three for 93 yards (21.0) while sharing the position with Chris Cole. Kasper started at K.C. (12/16) and tied his career high with two receptions for a career-best 30 yds., aided by a career-best 21-yd. reception in the 3rd qtr. He also rushed twice for -8 yds. against the Chiefs. Kasper caught two passes vs. Sea. (12/9), for 15 yds. (7.5), and gained 27 yds. on a double-reverse for his first NFL rushing attempt. He made his first NFL start at Mia. (12/2), in place of the injured Keith Poole (ribs). Kasper returned to action the week before at Dal. (11/22) after a six-week absence due to a severe ankle sprain. He sprained his right ankle in the 1st qtr. vs. K.C. (10/7) and did not return to the game. Kasper caught his first NFL pass vs. Balt. (9/30) for 17 yds., and also returned five kickoffs for 165 yds. (33.0), with a long of 37. At Ariz. (9/23) he had a 97-yd. return called back because of a penalty, but came back to post two returns for 53 yds. (26.5) and saw time at receiver. He also tallied three tackles on special teams. In his professional debut vs. the Giants (9/10) Kasper returned one kickoff for 29 yds. and posted three special teams tackles. He also saw action in a reserve role on offense.

COLLEGE: Kasper was regarded as one of the most talented but underrated wide receivers in the 2001 NFL Draft, coming out of Iowa. A first-team All-Big Conference selection and two-time Academic All-Big Ten honoree, Kasper played in 44 career games (21 starts) and is the school's all-time receptions leader (157) while ranking fourth on the career receiving yards chart (1,974). His 82 receptions as a senior rank No. 1 on the Hawkeyes' all-time single-season list and led the Big Ten that year, while his 1,010 yards rank second on the school's single-season chart. Kasper caught at least one pass in 32 of his final 33 games and is one of seven players in school history to gain more than 600 yards receiving in more than one season (also 664 yds. as a junior in 1999). He was a walk-on in 1996 and redshirted that year. He earned his bachelor's degree in marketing from Iowa.

PERSONAL: Kasper lettered in football, wrestling and track at Hinsdale South High School in Hinsdale, Ill. He earned first-team all-conference and all-area acclaim, as well as team MVP honors, as a senior when he recorded 39 tackles with two interceptions, two blocked kicks and a fumble recovery as a defensive back and caught 38 passes for 604 yards, setting school records in both categories. He also averaged 23.8 yards on kickoff returns. Kasper finished his career with 70 tackles and three interceptions, while making 53 catches for 723 yards and rushing for 321 yards. Kevin Joseph Kasper was born Dec. 23, 1977 in Hinsdale, Ill. He resides in Englewood, Colo.

KASPER'S REGULAR SEASON RECORD

Year	Club	RECEIVING						SCORING						
		G	S	No.	Yds.	Avg.	LG	TD	TD	TDr	TDP	TDr	2pt	Pts.
2001	Denver	10	4	8	84	10.5	21	0	0	0	0	0	0	0

Year	Club	KICKOFF RETURNS				
		No.	Yds.	Avg.	LG	TD
2001	Denver	14	372	26.6	37	0

ADDITIONAL STATISTICS: Special Teams Tackles - 2001 (6). Rushed twice for -8 yds. at Kansas City, 12/16/01 and once for 27 yds. vs. Seattle, 12/9/01; TOTALS: 3-19-6.3-27LG.

KASPER'S SINGLE-GAME HIGHS

Most receptions — 2 vs. Oakland, 12/30/01, at Kansas City, 12/16/01 and vs. Seattle, 12/9/01. **Most receiving yards** — 30 at Kansas City, 12/16/01. **Longest reception** — 21 at Kansas City, 12/16/01. **Most Kickoff Returns** — 5 vs. Baltimore, 9/30/01. **Most Kickoff Return Yards** — 165 vs. Baltimore, 9/30/01. **Longest Kickoff Return** — 37 vs. Baltimore, 9/30/01.



KENYOY KENNEDY  **SAFETY**

6-1 • 215 • 3RD YR. • ARKANSAS

BORN: November 15, 1977 in Dallas, Texas
HIGH SCHOOL: Terrell High School, Terrell, Texas
RESIDES: Aurora, Colo.
ACQUIRED: Draft 2b (45th overall), 2000
PRO YEAR: 3rd • **YEAR WITH BRONCOS:** 3rd
NFL GAMES PLAYED/STARTED: 29/16 • **POSTSEASON:** 1/0

28

Kenoy Kennedy proved to be an up-and-coming talent on the Broncos' defense last season, winning a spot in the starting lineup in training camp and starting all 16 games in his second NFL season. He stands poised to climb to new heights in 2002 as he and his defensive mates grow even more comfortable in the second year under coordinator Ray Rhodes. Kennedy has played in 29 career games (16 starts) and posted 98 tackles (76 solo), including two sacks (-18), as well as two interceptions (6 return yds.) and six passes defended and eight special teams tackles. He was the second of Denver's two second round draft choices in 2000 (45th overall) out of Arkansas, where he followed in the footsteps of former Broncos great Steve Atwater and broke several of Atwater's statistical records.

2001: Kennedy started all 16 games at strong safety and ranked fifth on the team with 92 tackles (70 solo), including two sacks (-18), while also posting six passes defended and one interception (6-yd. return). He registered his second sack of the season in the finale at Ind. (1/6), taking down Peyton Manning for a 7-yd. loss in the 4th qtr., among his seven tackles on the day (6 solo). Kennedy posted four tackles vs. Oak. (12/30) and intercepted his first pass of the season at the most opportune time. Kennedy put a stop to the Raiders' last scoring attempt, picking off Rich Gannon on a 4th-and-1 play from Denver's 17-yd. line with seven seconds left, with the Broncos clinging to a 23-17 lead. Kennedy registered the first sack of his career at K.C. (12/16), taking down Trent Green for an 11-yd. loss, while tying his season high with nine tackles (5 solo). In Wk. 13 vs. Sea. (12/9) Kennedy had his best game since Wk. 7, posting seven tackles (5 solo) and breaking up a pass. After missing most of the second half the week before vs. S.D. (11/11) because of a low-back bruise, Kennedy played the entire game vs. Wash. (11/18) and registered six tackles, as well as two more on special teams. In the S.D. game (11/11) he managed two solo tackles before being replaced George Coghill due to his back injury. Kennedy posted a season-high nine tackles (6 solo) vs. K.C. (10/7). He made his first career start in the opener against the Giants (9/10) and posted a then-career-high five tackles (4 solo) and a pass deflection. He also made four special teams stops.

2000: Kennedy saw action in 13 games and posted six solo tackles and one interception, and also had four tackles on special teams. He played on defense in Gms. 9-14, before playing on special teams only at K.C. (12/17). Kennedy's first three career tackles came on Monday Night Football vs. Oak. (11/13), followed by two more the next week vs. S.D. (11/19). He saw action on defense for the first time in his career at the Jets (11/5) and grabbed his first interception. Kennedy picked off a Vinny Testaverde pass at the Broncos' 6-yd. line to thwart a Jets scoring opportunity and set up a 94-yd. touchdown drive that put the Broncos ahead 17-0 in the 2nd qtr., en route to a 30-23 win. He played on special teams in the first three games, but suffered an injury to his posterior cruciate ligament at Oak. (9/17) and was declared inactive for the next three (vs. K.C., 9/24; vs. N.E., 10/1 and at S.D., 10/8). Kennedy returned to practice the week of the S.D. game, and

returned to game action vs. Cleve. (10/15). He made his NFL debut in the opener at St. Louis (9/4) and posted his first two special teams tackles. Kennedy saw action on special teams in the AFC Wild Card Game at Balt. (12/31) and made one tackle.

COLLEGE: Kennedy is the only defensive back in Arkansas Razorback history to lead the team in tackles, doing so in both his junior and senior seasons, and broke the school's career tackle record for a defensive back, previously held by former Broncos great Steve Atwater (1985-88). A two-time All-Southeastern Conference choice and a third-team All-American as a senior, Kennedy moved into the starting lineup in the seventh game of his freshman season and did not miss a game, starting all 38 remaining contests. He finished his career with 287 tackles (182 solo), including two sacks (-13), as well as five interceptions (190 return yards), 20 passes defended, four forced fumbles and seven fumble recoveries. Kennedy was a vocational education major.

PERSONAL: Kennedy earned all-state, all-district and *Dallas Morning News* Texas Top 100 honors at Terrell (Texas) High School, excelling both at wide receiver and defensive back. He caught 39 passes for 652 yards and seven touchdowns as a senior, giving him 79 catches for 1,695 yards and 17 touchdowns for his career. On the other side of the ball he made 13 interceptions. Kennedy was also an all-district pick in basketball, while excelling in the 400 meters and triple jump for the track and field team. He was also a recipient of the school's perfect attendance award. Kenoy Wayne Kennedy was born Nov. 15, 1977 in Dallas. He and his wife, Charressa, reside in Aurora, Colo.

KENNEDY'S REGULAR SEASON RECORD


Year	Club	G	S	UT	A	TT	S-Yds.	I-Yds.	PD	FF	FR	TD-Int.	TD-FR	S	Pts.
2000	Denver	13	0	6	0	6	0-0	1-0	0	0	0	0	0	0	0
2001	Denver	16	16	70	22	92	2-18	1-6	6	0	0	0	0	0	0
CAREER TOTALS		29	16	76	22	98	2-18	2-6	6	0	0	0	0	0	0

ADDITIONAL STATISTICS: Special teams tackles – 2000 (4), 2001 (4), TOTAL (8).

KENNEDY'S POSTSEASON RECORD

Year	Club	G	S	UT	A	TT	S-Yds.	I-Yds.	PD	FF	FR	TD-Int.	TD-FR	S	Pts.
2000	Denver	1	0	0	0	0	0-0	0-0	0	0	0	0	0	0	0

ADDITIONAL STATISTICS: Special teams tackles – 2000 (1).



TERRY KILLENS  **LINEBACKER**

6-1 • 235 • 7TH YR. • PENN STATE

BORN: March 24, 1974 in Cincinnati, Ohio
HIGH SCHOOL: Purcell High School, Cincinnati, Ohio
RESIDES: Cincinnati, Ohio
ACQUIRED: Unrestricted Free Agent (San Francisco), 2002
PRO YEAR: 7th • YEAR WITH BRONCOS: 1st
NFL GAMES PLAYED/STARTED: 94/4 • **POSTSEASON:** 6/0

58

Terry Killens brings versatility and a great deal of athleticism to a group that is one of the league's most talented units. A veteran who can help his team either from a starter's role or on special teams, Killens signed with the Broncos as an unrestricted free agent, March 22, 2002. He has played previously with San Francisco (2001) and Tennessee/Houston (1996-2000), seeing action in 94 games (four starts) in six NFL seasons. Killens has not missed a game since his rookie season (1996) and carries an 87-game playing streak into the 2002 season. He has produced 47 career tackles (27 solo), including one sack (-9), as well as two forced fumbles, one fumble recovery and two passes defended. Killens has also been a standout on special teams throughout his career, making 108 tackles. He has played in six postseason games and made four defensive tackles and six special teams stops. Killens entered the NFL with the Houston Oilers in 1996 as a third-round draft choice (74th overall) out of Penn State, and played five seasons with the franchise before being waived March 1, 2001. He signed a one-year free agent contract with San Francisco Aug. 2, 2001.

2001: Killens played in all 16 games (two starts) for the 49ers, recording 10 stops (7 solo) on defense and a team-leading 25 more on special teams. He also saw action in the team's playoff loss at Green Bay (1/13). Killens' two starts came vs. Atl. (9/9) and St. Louis (9/23). He signed with San Francisco Aug. 2 after being waived by Tennessee March 1.

2000: Killens played in all 16 games with Tennessee and recorded two solo tackles, as well as a team-leading 21 special teams tackles. He also saw action in the team's playoff loss to Balt., recording one special teams tackle.

1999: Killens played in all 16 games (one start) as the Oilers became the Titans and went to the Super Bowl, recording a career-high 25 tackles (13 solo), two pass breakups and one recovered fumble, while ranking second on the team with 26 special teams tackles. He made his only start of the season at right linebacker in place of the injured Joe Bowden at S.F. (10/3) and posted a career-high tackles. Killens recovered a fumble at Pitt. (1/2/00). He played in all four postseason contests and recorded four tackles, including three at Ind. (1/16). Killens also added five special teams tackles in the postseason.

1998: Killens played in all 16 games (one start), recording nine tackles (four solo) and 12 special teams stops. He also blocked a Kyle Richardson punt at Balt. (10/11). Killens made his first career start vs. Chi. (10/25), as Tennessee opened the game in a four-linebacker set.

1997: Killens played in all 16 games as the Oilers moved to Tennessee, ranking second on the team in special teams tackles with 13. He had one tackle on defense as well and two forced fumbles. He cracked Deion Sanders' ribs with a hit on Nov. 27 at Dallas, causing Sanders to fumble.

1996: Killens played in 14 games in his rookie season with the Oilers and recorded 14 special teams tackles for the team in their last season in Houston before moving to Tennessee. He was inactive vs. San Fran. (10/27) and at Sea. (11/3). Killens played in his first NFL game Sept. 1 vs. Kansas City. He was a third-round draft choice (74th overall).

COLLEGE: A four-year letterman and one-year starter at Penn State, Killens was a second-team All-Big Ten Conference selection as a senior in 1995 when he posted career highs for tackles (62), sacks (11) and tackles for loss (13, -88 yds.). In 42 career games (12 starts) for the Nittany Lions, Killens posted 143 tackles, including 15 sacks (-134), as well as one forced fumble, three fumble recoveries and 10 passes defended. He majored in communications and broadcasting at Penn State.

PERSONAL: A native of Cincinnati, Ohio, Killens is a graduate of Purcell High School, where he was an all-state selection and team captain during his three-year career. He was team MVP as a senior. Terry and his wife, Rhonda, have a daughter, Taylor Denise (5/5/00). Terry is an avid pro wrestling fan. Terry Deleon Killens was born March 24, 1974 in Cincinnati.

KILLENS' REGULAR SEASON RECORD

Year	Club	G	S	UT	A	TT	S-Yds.	I-Yds.	PD	FF	FR	TD-Int.	TD-FR	S	Pts.
1996	Houston	14	0	0	0	0	0-0	0-0	0	0	0	0	0	0	0
1997	Tennessee	16	0	1	0	1	0-0	0-0	0	2	0	0	0	0	0
1998	Tennessee	16	1	4	5	9	0-0	0-0	0	0	0	0	0	0	0
1999	Tennessee	16	1	13	12	25	0-0	0-0	2	0	1	0	0	0	0
2000	Tennessee	16	0	2	0	2	1-9	0-0	0	0	0	0	0	0	0
2001	San Fran.	16	2	7	3	10	0-0	0-0	0	0	0	0	0	0	0
CAREER TOTALS		94	4	27	20	47	1-9	0-0	2	2	1	0	0	0	0

ADDITIONAL STATISTICS: Special teams tackles – 1996 (12), 1997 (13), 1998 (12), 1999 (25), 2000 (21), 2001 (25), TOTAL (108). Blocked a punt, 1998.

KILLENS' POSTSEASON RECORD

Year	Club	G	S	UT	A	TT	S-Yds.	I-Yds.	PD	FF	FR	TD-Int.	TD-FR	S	Pts.
1999	Tennessee	4	0	2	2	4	0-0	0-0	0	0	0	0	0	0	0
2000	Tennessee	1	0	0	0	0	0-0	0-0	0	0	0	0	0	0	0
2001	San Fran.	1	0	0	0	0	0-0	0-0	0	0	0	0	0	0	0
CAREER TOTALS		6	0	2	2	4	0-0	0-0	0	0	0	0	0	0	0

ADDITIONAL STATISTICS: Special teams tackles – 1999 (5), 2000 (1), TOTAL (6).

THE CHOSEN FEW

The Arizona/St. Louis Cardinals franchise is the only one to have never beaten the Broncos in regular or postseason play. The Cardinals (0-3), Carolina (0-1), Green Bay (0-6) and Indianapolis (0-5) have never beaten the Broncos at Mile High Stadium in regular or postseason play, while the Cardinals (0-1-1) are the only team to whom Denver has never lost on the road.

(*Note: Denver has not played Carolina on the road).



MATT LEPSIS  **TACKLE**

6-4 • 290 • 6TH YR. • COLORADO

BORN: January 13, 1974 in Conroe, Texas
HIGH SCHOOL: Frisco High School, Frisco, Texas
RESIDES: Castle Rock, Colo.
ACQUIRED: Rookie free agent, 1997
PRO YEAR: 6th • **YEAR WITH BRONCOS:** 6th
NFL GAMES PLAYED/STARTED: 64/48 • **POSTSEASON:** 4/1

78

Matt Lepsis has not only developed into a top-flight NFL tackle, but also proved to be a model of durability, playing in all 64 games since making the active roster in 1998 and starting every game since 1999. After spending his initial season on the reserve/non-football injury list and one season as a backup, Lepsis moved into the starting lineup in 1999 and showed considerable improvement throughout the season. He played for the Barcelona Dragons of the NFL Europe League during the spring of 1998. Lepsis has played in 64 career games and made 48 starts. He signed with the Broncos as a rookie free agent, April 29, 1997.

2001: Lepsis started all 16 games at right tackle. He missed several plays in the 3rd qtr. vs. Sea. (12/9) after twisting his left ankle, and was replaced temporarily by Cooper Carlisle.

2000: Lepsis started at right tackle in all 16 regular season games, as well as Denver's AFC Wild Card Game at Balt. (12/31).

1999: Lepsis started all 16 games at right tackle. He made his first NFL start in the opener vs. Miami (9/13). In the preseason Lepsis played in all five games and started four at right tackle, winning a battle with Trey Teague for the starting position entering the regular season.

1998: Lepsis saw action in all 16 games on special teams, and limited duty as a reserve tackle. He played in his first NFL game in the season-opener vs. N.E. (9/7), replacing Harry Swayne at right tackle early in the fourth quarter and playing the remainder of the game. At Wash. (9/27) Lepsis lined up as an eligible receiver on the line in a goal-line situation. He also played the 4th qtr. at right tackle vs. Phila. (10/4) and the third quarter at right tackle at Sea. (10/11). In the post-season Lepsis played in all three games, both on the offensive line and on special teams. He played the final 2-1/2 quarters at right tackle in the AFC Divisional Playoff Game vs. Miami (1/9) after Tony Jones left the game (knee). Swayne moved to Jones' left tackle position, while Lepsis—playing in his first-ever postseason game—filled in admirably for Swayne on the right side, as the line gave up just one sack for the day and cleared the way for 250 rushing yards. Earlier in the game, Lepsis was in on several offensive snaps as an eligible receiver. He played on offense and special teams again in the AFC Championship Game vs. the Jets (1/17), seeing several offensive plays as an eligible receiver. Lepsis also saw action in Super Bowl XXXIII vs. Atlanta (1/31).

1997: Lepsis spent the season on the reserve/non-football injury list due to a college knee injury.

COLLEGE: Lepsis played in 36 games as a tight end for Colorado (including bowl games), with 16 starts. He caught 45 passes for 519 yards and 3 touchdowns, including a two-yard reception for a score in the 1996 Cotton Bowl win over Oregon, capping a junior season in which he earned second-team All-Big Eight honors. Lepsis graded out as a 90% blocker during his career at CU and added seven special teams tackles to his credit. He also lettered three times in track at CU and was a two-time All-American in the discus with a collegiate best of 196 feet. Lepsis was a history major.

PERSONAL: Lepsis was an All-Southwest selection at Frisco (Texas) High School, where he was Class 3A Defensive Player of the Year and a two-time state discus champion. He had the second-best throw in the country in 1992 (204'-8"), and was a member of the National Honor Society. Lepsis also bench presses more than 400 pounds and squats more than 600 pounds. He was born January 13, 1974 in Conroe, Texas. Matt and his wife, Shana, reside in Castle Rock, Colo.

LEPSIS' REGULAR SEASON RECORD

Year	Club	G	S
1997	Denver	RESERVE/NON-FOOTBALL INJURY (knee)	
1998	Denver	16	0
1999	Denver	16	16
2000	Denver	16	16
2001	Denver	16	16
CAREER TOTALS		64	48

LEPSIS' POSTSEASON RECORD

Year	Club	G	S
1998	Denver	3	0
2000	Denver	1	1
CAREER TOTALS		4	1



ED MCCAFFREY  **WIDE RECEIVER**

6-5 • 215 • 12TH YR. • STANFORD

BORN: August 17, 1968 in Waynesboro, Pa.
HIGH SCHOOL: Central Catholic High School, Allentown, Pa.
RESIDES: Castle Rock, Colo.
ACQUIRED: Unrestricted Free Agent (San Francisco), 1995
PRO YEAR: 12th • **YEAR WITH BRONCOS:** 8th
NFL GAMES PLAYED/STARTED: 157/86 • **POSTSEASON:** 14/9

87

Ed McCaffrey faces perhaps the toughest challenge of his career in 2002 as he makes a comeback from a broken left leg that wiped out most of his 2001 season. He fractured the tibia and fibula in his left leg in the season-opener vs. the Giants and, following surgery, began a lengthy rehabilitation process. Daily sessions with the Broncos' medical staff and the team's strength and conditioning coaches have prepared McCaffrey for the challenge and he is expected to be at full strength for the open of training camp. The injury was a crushing blow to the Broncos, and to McCaffrey, who was coming off a 2000 season that was not only one for the record books, but served notice that his name belongs among those of the NFL's top wide receivers, and among the best to wear a Denver Broncos uniform. Though his record would be broken by Rod Smith in 2001, his 101 catches that season broke Lionel Taylor's 39-year-old franchise record, and put McCaffrey—along with Smith—among an elite group in NFL history to reach triple figures in receptions in the same season. The consummate professional, McCaffrey earned his first Pro Bowl berth in 1998 and continued to post progressively better numbers in each of the next two seasons. The 12th-year pro, who signed with Denver as an unrestricted free agent in 1995, continues to be one of the most stable performers in the league at his position, showing an unerring ability to make the tough catch in clutch situations. McCaffrey, one of the most physical and most disciplined route-runners in the league, has played in 157 games (86 starts) over his 11-year career, catching 477 passes for 6,324 yds. (13.3) and 53 touchdowns, while posting 15 100-yd. games. In Broncos annals he ranks sixth in career receptions (374), eighth in receiving yds. (5,102) and is tied for the franchise record in receiving touchdowns (44) with teammates Smith and Shannon Sharpe, as well as Lionel Taylor and Haven Moses. He has also played in 14 postseason games (nine starts) and caught 42 passes for 554 yds. (13.2) with a long of 47 and two touchdowns, winning three World Championships with the Broncos (1997 and 1998) and 49ers (1994). His post-season numbers as a Bronco rank third in receptions (36) and fifth in receiving yds. (490). McCaffrey is one of just 35 players in NFL history to win a Super Bowl with two different teams, and one of only 15 to win one in each conference. He entered the NFL in 1991 as a fourth-round draft choice of the New York Giants (No. 83 overall) out of Stanford.

2001: McCaffrey started the season-opener vs. the Giants (9/10) and caught six passes for 94 yds. (15.7) and a touchdown, but broke the tibia and fibula in his left leg and was placed on injured reserve Sept. 12. His touchdown catch was the 44th of his career, tying him for the franchise record with Shannon Sharpe, Haven Moses and Lionel Taylor (and later Rod Smith). McCaffrey's injury occurred in the 3rd qtr. when he caught a 19-yd. pass over the middle and collided with Giants safety Shaun Williams. Surgery was performed later that night by orthopedic surgeons Martin Boublik and Ted Schlegel of the Steadman-Hawkins Clinic at Swedish Hospital in Denver. His recovery process was expected to last six months.

2000: McCaffrey—named All-Pro by *Sports Illustrated*—started all 16 games and posted the best numbers of his 10-year career with a franchise-record 101 receptions for 1,317 yds. (13.0), with a long of 61 and eight touchdowns. He ranked second in the AFC (3rd NFL) in receptions and fifth (10th NFL) in receiving yds. His 101 receptions topped the previous franchise record of 100 by

OFF THE FIELD

Ed has been one of the Broncos' most community-minded players in his seven years with the club. The McCaffrey Family Foundation strives to improve the lives of children, assisting those whose medical situations have created financial or academic hardship and those who show great promise and work ethic who need additional resources. Ed has co-hosted the Watson-McCaffrey Golf Classic the past three summers at Breckenridge and Copper Mountain, with proceeds benefiting the Summit House and Ronald McDonald House Charities of Denver. He also hosted the fourth annual Celebrity Softball Classic in Denver in June. Ed has several food products bearing his name throughout the state of Colorado, including Ed's Rocky Mountain Mustard, Horseradish and a cereal named Ed's End Zone O's.

2000 NFL RECEIVING LEADERS

MOST RECEPTIONS			MOST RECEIVING YARDS		
PLAYER	TEAM	REC.	PLAYER	TEAM	YDS.
1. Marvin Harrison	Indianapolis	102	1. Torry Holt	St.Louis	1,635
Muhsin Muhammad	Carolina	102	2. Rod Smith	Denver	1,601
3. Ed McCaffrey	Denver	101			
4. Rod Smith	Denver	100	10. Ed McCaffrey	Denver	1,317

Lionel Taylor in 1961, and his 1,317 yds. ranked second in team history behind the record-breaking total of 1,602 by teammate Rod Smith this season. McCaffrey became the 27th player in NFL history to log 100 receptions in a season, with his franchise record-breaking 101st fittingly coming on a 25-yd. touchdown pass in the third qtr. of the season finale vs. S.F. (12/23). With teammate Rod Smith also reaching 100 catches McCaffrey and Smith became the second tandem in NFL history each catch 100 passes in a season (Detroit's Herman Moore-123 and Brett Perriman-108 did so in 1995). McCaffrey also tied for third (T5th NFL) in third-down receptions (27-351-13.0-4); tied for fourth in the AFC (T6th NFL) in receiving touchdowns; ranked 13th in first downs earned (68) and third in receiving first downs (4th NFL). In Denver's 31-24 win over Sea. (12/10) McCaffrey logged his career-best fifth 100-yd. receiving game of the season—and his 14th as a Bronco, tied with Shannon Sharpe for fourth most in franchise history—with eight catches for 112 yds. (14.0). It was a big day for McCaffrey whose 5-yd. touchdown reception from Gus Frerotte was his 42nd as a Bronco, moving him into sole possession of fourth place on the club's all-time list, ahead of Riley Odoms. He also passed Steve Watson (353) for fifth place on the club's all-time receptions list (now 368) and Mark Jackson (4,746) for eighth place in receiving yds. (now 5,008). McCaffrey tied his career-high for the third time this season with 10 receptions for a career-high 148 yds. (14.8) vs. S.D. (11/19), and caught two touchdown passes—the latter the game-winner with 1:33 remaining. On the day McCaffrey eclipsed his previous single-season high of 71 receptions (1999), and with two TDs moved into a tie with Riley Odoms (41) for most scoring receptions in franchise history. McCaffrey capped a five-game hot streak at the Jets (11/5) with a game-high (tie) six receptions for 96 yds. (16.0) and two touchdowns, including a long of 47. His 47-yd. touchdown reception in the 4th qtr. proved to be the game-winner, as it gave Denver a 30-20 lead in an eventual 30-23 win. In the Jets game he passed Rick Upchurch (4,369 yds.) for ninth place on Denver's all-time receiving yards list. McCaffrey eclipsed the 100-yd. receiving mark for the second straight game at Cin. (10/22) with a then-career-high 136 yds. on 10 catches, tying his career high. It was his third 100-yd. game of the season and 13th of his career. He has 12 as a Bronco, fifth most in franchise history. It marked the second straight week both McCaffrey and Rod Smith and topped the 100-yd. receiving mark, just the second time in franchise history that feat has occurred, and the first since 1962. The previous week vs. Cleve. (10/15) McCaffrey caught five passes for 129 yds. (25.8) with a long of 61 yds. In the contest he moved past Al Denson (4,150 yds.) for 10th place on Denver's all-time receiving yards list. In Denver's 21-7 Week 6 win at S.D. (10/8) McCaffrey posted a new career-high 10 receptions for 71 yds. (7.1) and two touchdowns, moving him ahead of teammate Rod Smith (now seventh with 349) and Haven Moses (302) for sixth place on the Broncos' all-time receptions list. A week earlier vs. N.E. (10/8) McCaffrey had tied his previous career high with nine receptions for 91 yds. (10.1). He had seven receptions at Oak. (9/17) for 92 yds. and his first touchdown, which came on a 10-yd. pass from Brian Griese. McCaffrey was slowed by a groin injury vs. Atlanta (9/10), but still managed one catch for 5 yds. In the opener at St. Louis he hauled in a game-high seven passes for a season-best 115 yds. (16.4). His night included a long of 35, en route to his 11th career 100-yd. game. McCaffrey finished the year ranked fifth in club history in career receptions (368), eighth in receiving yards (5,008) and fourth in receiving touchdowns (43). McCaffrey started in the AFC Wild Card Game

McCAFFREY AND SMITH RANK AMONG TOP DUOS OF ALL-TIME

TOP RECEIVING DUOS IN THE NFL, 2000

PLAYERS	TEAM	REC.	YARDS	TD
1. Ed McCaffrey/Rod Smith	Denver	201	2,920	17
2. Keenan McCardell/Jimmy Smith	Jacksonville	185	2,420	13
3. Cris Carter/Randy Moss	Minnesota	173	2,711	24

TOP SINGLE-SEASON RECEIVING DUOS, NFL HISTORY

PLAYERS	TEAM	YEAR	YARDS
1. Herman Moore/Brett Perriman	Detroit	1995	3,174
2. Isaac Bruce/Torry Holt	St. Louis	2000	3,106
3. Charley Hennigan/Bill Groman	Houston	1961	2,921
4. Ed McCaffrey/Rod Smith	Denver	2000	2,919

DENVER BRONCOS SINGLE SEASON RECEIVING LEADERS

MOST RECEPTIONS			MOST RECEIVING YARDS			MOST RECEIVING TOUCHDOWNS		
PLAYER	YEAR	REC.	PLAYER	YEAR	REC. YDS.	PLAYER	YEAR	REC. TDS
1. Rod Smith	2001	113	1. Rod Smith	2000	1,602	1. Anthony Miller	1995	14
2. Ed McCaffrey	2000	101	2. Rod Smith	2001	1,343	2. Steve Watson	1981	13
3. Rod Smith	2000	100	3. Ed McCaffrey	2000	1,317	3. Rod Smith	1997	12
Lionel Taylor	1961	100	4. Steve Watson	1981	1,244	Lionel Taylor	1960	12
5. Lionel Taylor	1960	92	5. Lionel Taylor	1960	1,235	5. Rod Smith	2001	11
6. Shannon Sharpe	1994	87	6. Rod Smith	1998	1,222	Al Denson	1967	11
7. Rod Smith	1998	86	7. Rod Smith	1997	1,180	7. Ed McCaffrey	1998	10

at Balt. (12/31) and led all receivers with a postseason career-high eight catches for 75 yds. (9.4), with a long of 16. He moved into third place in both postseason receptions and receiving yds. in Broncos history, finishing the day with 36 for 490 (13.6) in his postseason career. McCaffrey passed Steve Sewell (31) on the receptions list and passed Mark Jackson (426) and Shannon Sharpe (474) on the yardage list.

1999: McCaffrey started 15 games and ranked second on the team with a career-high 71 receptions for 1,018 yds. (14.3) and seven touchdowns with a long of 78 (TD). He tied for seventh in the AFC in receiving touchdowns, while ranking eighth in the AFC in receptions and 10th in receiving yards. With 1,018 receiving yds. in 1999 McCaffrey became the sixth player in franchise history to post back-to-back 1,000-yd. seasons, and together with Rod Smith (1,020) made it two straight years with two receivers topping 1,000, and the fourth time overall in franchise history. McCaffrey was declared inactive (Fri.) for the Week 9 game at San Diego (11/7) because of a deep knee bruise. He led all receivers in the opener vs. Miami (9/13) with 105 yds., and matched his career high with three touchdowns. The first came on his then-longest career reception (61 yds.) in the 1st qtr., followed by 11- and 4-yd. scoring catches in the 3rd and 4th qtrs., respectively, all from Brian Griese. It was McCaffrey's seventh career 100-yd. game. He added his fourth TD of the season at Tampa Bay (9/26) with a 12-yd. scoring reception from Griese. McCaffrey caught five passes for a game-high 88 yds. at Oakland to help Denver notch its first win of the season. He came up big again the next week vs. Green Bay (10/17) with his eighth career 100-yd. game, hauling in five passes for 116 yds. (23.2) and two touchdowns from Griese. His second score came on a 78-yd. reception — the longest of his career — and featured an outstanding show of strength and determination on McCaffrey's part, fighting off Packers safety Darren Sharper with an imposing stiff-arm to free himself for the final 15 yds. to the end zone. McCaffrey combined with Byron Chamberlain (123 rec. yds.) and Olandis Gary (124 rush. yds.) vs. Green Bay to give Denver two 100-yd. receivers and a 100-yd. rusher in the same game for the first time in franchise history. He was the game's leading receiver again at New England (10/24) in Week 7, notching his ninth career 100-yd. performance with 5 catches for 111 yds. His final catch left him with a mild concussion, as he landed partially on his head and neck after being upended while leaping to make the grab. A week later vs. Minnesota (10/31) McCaffrey caught two passes for 18 yds. (9.0) despite missing about one-third of the game because of a blow to the head in the first half and a deep bone bruise in his left knee in the second. McCaffrey posted his 10th career 100-yd. game at Seattle (11/14), catching six passes for a game-high 125 yds. (20.8) and one touchdown, with a long of 42. His touchdown came on a 23-yd. pass from Chris Miller in the 3rd qtr. to tie the game at 10-10. McCaffrey led all receivers with 82 yds. on seven receptions vs. Oakland (11/22), and was the game's high receiver with seven catches at Detroit (12/25), for 65 yds. He was exemplary in the community as well, being named the Denver Broncos nominee for the prestigious NFL Man of the Year Award.

1998: McCaffrey — selected to start in the Pro Bowl for the first time in his eight-year career and named second-team All-NFL by the Associated Press and All-AFC by *Football News* — started at wide receiver in 15 of the 16 games and enjoyed the finest statistical season of his career in all

DENVER BRONCOS CAREER RECEIVING LEADERS

MOST RECEPTIONS			MOST RECEIVING YARDS			MOST RECEIVING TOUCHDOWNS		
PLAYER	YEARS	REC.	PLAYER	YEARS	YDS.	PLAYER	YEARS	TDS
1. Shannon Sharpe	1990-99	552	1. Shannon Sharpe	1990-99	6,983	1. Ed McCaffrey	1995-2001	44
2. Lionel Taylor	1960-65	543	2. Lionel Taylor	1960-65	6,872	Rod Smith	1995-2001	44
3. Rod Smith	1995-2001	470	3. Rod Smith	1995-2001	6,756	Shannon Sharpe	1990-99	44
4. Vance Johnson	1985-93, '95	415	4. Steve Watson	1979-87	6,112	Lionel Taylor	1960-65	44
5. Riley Odoms	1972-83	396	5. Riley Odoms	1972-83	5,755	Haven Moses	1972-81	44
6. Ed McCaffrey	1995-2001	374	6. Vance Johnson	1985-93, '95	5,695	6. Riley Odoms	1972-81	41
7. Steve Watson	1979-87	353	7. Haven Moses	1972-81	5,450	7. Vance Johnson	1985-93, '95	37
8. Haven Moses	1972-81	302	8. Ed McCaffrey	1995-2001	5,102	8. Steve Watson	1979-87	36

DENVER BRONCOS ALL-TIME POSTSEASON RECEIVING LEADERS

MOST RECEPTIONS			MOST RECEIVING YARDS			MOST RECEIVING TOUCHDOWNS		
PLAYER	GMS.	REC.	PLAYER	GMS.	REC. YDS.	PLAYER	GMS.	REC. TDs
1. Shannon Sharpe	11	42	1. Vance Johnson	10	715	1. Vance Johnson	10	4
2. Vance Johnson	10	40	2. Rod Smith	9	538	2. Rod Smith	9	3
3. Ed McCaffrey	9	36	3. Ed McCaffrey	9	490	3. Ed McCaffrey	9	2
4. Steve Sewell	11	31	4. Shannon Sharpe	11	474	(six other players tied with 2)		
5. Rod Smith	9	27	5. Mark Jackson	10	426			

four receiving categories with 1,053 yds. on 64 receptions for an average of 16.5, with 10 touchdowns. He enjoyed an exemplary year off the field, as well, being named the "Sprint Broncos Man of the Year" for 1998. McCaffrey tied for the AFC lead in receiving TDs (T6th NFL), tied for sixth (T13th NFL) in total TDs, ranked sixth in the AFC (14th NFL) in receiving yards and tied for 15th in receptions, while his yards-per-catch avg. of 16.5 ranked sixth in the AFC (11th NFL). He posted a reception of 32 yds. or longer in 9 of the 15 games he played in '98 (32, 33, 37, 38, 41, 41t, 44, 48, 48), finished the year having scored 13 TDs in his last 18 regular season games, dating back to the 1997 season. He turned in an outstanding '98 debut vs. New England (9/7), leading all receivers with seven catches for 97 yds. (13.9), while also recovering a Patriots onside kick attempt in the final two minutes. His longest reception (44 yds.) came on the first play of the game and tied for the longest of his career. He followed that with a then-career-high 117 yds. on five receptions vs. Dallas (9/13), including a 38-yd. reception from backup QB Bubby Brister in the fourth quarter. His first two touchdowns of the season came in Week Three at Oakland (9/20), on a 1-yd. reception from John Elway and a 13-yd. grab from Brister, followed by a 19-yd. TD reception from Brister the next week at Washington (9/27). In Week 5 vs. Philadelphia (10/4) McCaffrey caught two passes for 60 yds., including a career-best 48-yarder from Brister on the first play from scrimmage, and his fourth touchdown of the year on a 12-yd. reception in the second quarter. He led all Denver receivers in yardage vs. Jacksonville (10/25) with 92 on three receptions, including a 41-yd. TD from Elway on the first play of the 2nd qtr., his fifth TD of the year. McCaffrey posted a new career high with 133 receiving yds. at Cincinnati (11/1) on seven receptions (19.0), including his sixth TD of the season. The score came on a 25-yd. pass from Elway in the 4th qtr. of a 33-26 come-from-behind win. He matched that career high, as well as his career-high for receptions, with a 9-133 performance vs. San Diego (11/8), which included a 7-yd. touchdown reception from Brister, his seventh of the year. It came early in the 3rd qtr. and gave Denver a 20-0 lead. McCaffrey posted back-to-back 100-yd. games for the first time in his career during the 1998 season (7-133 at Cin., 11/1 and 9-33 vs. S.D., 11/8), and recorded four of his six career 100-yd. games in 1998. Additionally, it marked just the sixth time in Broncos history that a player has posted receiving totals of 130 yds. or more in back-to-back games. McCaffrey caught one pass for 19 yds. at Kansas City (11/16) before leaving the game in the 1st qtr. with a hamstring strain. That injury also forced him to miss his first start of the season a week later vs. Oakland (11/22), as he was declared inactive the day of the game. McCaffrey bounced back a week later at San Diego (11/29), returning to the starting lineup and catching 5 passes for 74 yds. (14.8) and 2 TDs, both coming in the 1st qtr. on passes of 15 and 37 yds. from John Elway. The two scores gave him a career-high 9 for the season, and the five receptions allowed him to match his career high of 49. McCaffrey extended his career-high TD total to 10 vs. Kansas City (12/6), part of a 6-catch, 103-yd. performance that saw him break his previous single-season best of 49 catches, finishing the day at 55. It was McCaffrey's fourth 100-yd. game of the year, and the sixth of his career, and included a 48-yd. reception from Elway, tying the longest of McCaffrey's career. McCaffrey joined Rod Smith (165 yds.) to give Denver two 100-yd. receivers in the same game for the first time since Nov. 20, 1994 vs. Atlanta (Cedric Tillman—175, Anthony Miller—102). McCaffrey went over the 1,000-yd. receiving mark for the season with his 42 yds. at Miami (12/21), joining Rod Smith (1,222) to give Denver two 1,000-yd. receivers in the same season for the just the third time in franchise history (1994 and '97). McCaffrey suffered a tendon tear in his left ring finger in practice Aug. 11, and missed one preseason game (vs. New Orleans, 8/14). McCaffrey started at wide receiver in all three postseason games and caught 11 passes for 190 yds. (17.3) with a long of 47, the longest postseason reception of his career (vs. the Jets, 1/17/99). In the AFC Divisional Playoff Game vs. Miami (1/9) he caught three passes for 52 yds. (17.3), and followed that up with three more catches for a team-high 66 yds. (22.0) in the AFC Championship Game vs. the Jets (1/17). He was superb again in Super Bowl XXXIII vs. Atlanta (1/31), catching five passes for 72 yds. with a long of 25, all in the second half.

1997: McCaffrey started 15 of the 16 games at wide receiver and ranked fourth on the team in receptions, with 45 for 590 yds. (13.1), a long of 35 yds. and a career-best eight touchdowns, tied for fifth-most receiving touchdowns in the AFC. McCaffrey missed his only game of the season in

Week 15 at Pittsburgh (12/7) when he was declared inactive because of a strained hamstring. His first big performance of the 1997 season came at Seattle (9/7) in Week Two when he was matched up with rookie CB Shawn Springs and produced one of the biggest days of his career, catching eight passes for 93 yds. and two touchdowns in Denver's 35-14 victory. Against St. Louis the next week (9/14) he had just one reception, but it was a 23-yd. touchdown in the third quarter that put Denver ahead 35-7, en route to a 35-14 victory. The following week he caught his third touchdown of the season, a 32-yarder against Cincinnati (9/21) in Denver's 38-20 victory. He finished the day with four receptions for 62 yds. At Oakland (10/19) McCaffrey had three receptions for 61 yds. and a 28-yd. touchdown that brought Denver to within 28-25 in the fourth quarter, the score by which Denver would drop its first game of the season. In Denver's next matchup with the Raiders (11/24) he had four catches for 51 yds., including a diving 35-yd. reception that set up Denver's first touchdown of the game en route to a 31-3 win on Monday Night Football. The next Sunday at San Diego, McCaffrey caught seven passes for a career-high 111 receiving yds. (the second 100-yd. game of his career) in Denver's 38-28 win. In that game he caught two touchdown passes (4 and 21 yds.) to raise his total to seven, ending a five-game scoring drought since catching his fifth in the fourth quarter at Oakland (10/19). He closed the regular season with a four-catch, 32-yd. performance that included his eighth touchdown of the year to set a new personal high. The touchdown came on a 1-yd. reception from John Elway in the second quarter to put Denver ahead 21-3, en route to a 38-3 victory. In the postseason McCaffrey started at wide receiver in all four games and tied for the team lead in receptions (12) with Shannon Sharpe, covering 171 yds. (14.3) with one touchdown, as he joined a list of just 30 players in NFL history to win a Super Bowl with more than one team (San Francisco, SB XXIX). In the Wild Card Game against Jacksonville (12/27) he caught two passes for 35 yds., including a 25-yarder on the Broncos' first possession on third-and-15 that kept the drive alive and set up their first score of the day. In Denver's 14-10 AFC Divisional Playoff win at Kansas City (1/4/98), McCaffrey caught three passes for 56 yds., including a 43-yarder on third-and-five early in the fourth quarter that set up Terrell Davis' game-winning touchdown with 12:32 remaining. In the AFC Championship Game at Pittsburgh (1/11) he caught five passes for 37 yds., including a 1-yd. score right before the half to give Denver a 24-14 advantage. The Broncos held on to win 24-21 and advanced to their first Super Bowl in eight years. In Super Bowl XXXII against Green Bay, McCaffrey caught two passes for a team-high 45 yds., including a 36-yarder in the third quarter on Denver's 13-play, 92-yd. drive (the longest of the game) that put them ahead 24-17. He also threw a crushing block on Packers' linebacker Brian Williams to free Howard Griffith for the bulk of his yardage on a 23-yd. pass play from Elway that set up Denver's game-winning touchdown late in the fourth quarter.

1996: McCaffrey started 15 of the 16 regular season games at wide receiver opposite Anthony Miller and posted the second-best totals of his career with 48 receptions for 553 yards (11.5) and a long of 39 yds. with a career-high seven touchdowns. He missed the Chicago game (11/10) when he was declared inactive because of a lower-back bruise. McCaffrey established a career high and tied a Broncos franchise record with three touchdown receptions against Baltimore (10/20). Easily his most dramatic touchdown catch of the year came at Minnesota (11/24) when he hauled in a 5-yd. John Elway pass that was tipped in the air three times by Vikings players, catching it at the 1-yd. line and diving backwards into the endzone for the score with 19 seconds left in the game. His longest reception of the year was a 39-yd. touchdown from Elway in the season-opener against the Jets (9/1), and his most historic was his catch of Elway's 250th career touchdown pass in the second quarter vs. Seattle (12/1). McCaffrey sprained his ankle in practice Sept. 11 but was able to play four days later against Tampa Bay (9/15). In the season-opener vs. the Jets (9/1), McCaffrey started at wide receiver and caught a team-high four passes (tied with Shannon Sharpe) for 61 yds. (15.3), including a 39-yd. touchdown to put the Broncos ahead 14-0. In week five at Cincinnati (9/29) he caught five passes for 80 yds. in a true iron-man performance. He was the victim of several vicious hits, but managed to return to the game each time, earning high praise from his teammates in the lockerroom after the Broncos' 14-10 victory. Versus San Diego (10/6) McCaffrey caught five passes for 58 yds. with one touchdown (9 yds.) and a long of 31 yds. His touchdown came with 8:22 remaining in the game, and put Denver ahead by the eventual final margin of 28-17. Two weeks later vs. Baltimore, McCaffrey tied a Broncos franchise record with three touchdown receptions, coming on passes of 4, 6 and 8 yds. from Elway. In all he caught seven passes for 76 yds. His third TD of the day, a 6-yarder with 10:57 remaining, put the Broncos on top 38-34 en route to a 45-34 win. He had one of his best games of the year at Minnesota (11/24), catching six passes for a season-high 83 yds. and one touchdown. His touchdown provided the winning points in Denver's 21-17 come-from-behind win, as he hauled in a thrice tipped 5-yd. pass from Elway with 19 seconds remaining in the game, and lunged backwards into the end zone for the score. It was his sixth touchdown of the year, surpassing his pre-

vious best of five as a New York Giant in 1992. Versus Seattle (12/1) he caught a team-high five passes for 43 yds. with a long of 12 and one touchdown. His 4-yd. touchdown reception in the second quarter was the 250th touchdown pass of Elway's career, ninth-most in NFL history. In Denver's AFC Divisional Playoff vs. Jacksonville (1/4/97) McCaffrey started his first playoff game and caught five passes for 54 yds., including a long of 15 for his one touchdown on the day. His score came with 1:50 remaining in the game and pulled Denver to within 30-27.

1995: McCaffrey played in all 16 games and made four starts (vs. Buffalo 9/3, at San Diego 9/24, at Seattle 10/1 and vs. Kansas City 10/22). He had, at the time, the second-most productive season of his career, catching 39 passes for 477 yds. (12.2), with a long of 35 yds. and two touchdowns, and also rushed once for -1 yd. In his debut as a Bronco vs. Buffalo (9/3), McCaffrey started in place of the injured Anthony Miller and caught four passes for 52 yds. He hauled in a 35-yarder from John Elway on the Broncos' final scoring drive to set up Terrell Davis' 3-yd. game-sealing touchdown run. In Week Three vs. Washington (9/17) McCaffrey caught a season-high five passes for 70 yds. (14.0), including a clutch 19-yarder from Elway during the Broncos' game-winning 80-yd. drive. Denver won the game on the final play 38-31. Against Arizona (11/5), McCaffrey caught one pass, a 23-yarder in the fourth quarter for his first touchdown as a Bronco and the 10th of his career. Against Jacksonville (12/3), McCaffrey saw action as the third receiver and made three catches for 48 yds., including a 24-yarder. He also rushed once on a reverse for -1 yd. In the season finale at Oakland (12/24), McCaffrey — who started in the Broncos' four-wide receiver set — caught a career-high nine passes for 99 yds. and one touchdown, with a long of 27 yds., to help lift the Broncos to a 31-28 win. McCaffrey's 4-yd., one-handed touchdown reception with 5:46 remaining in the game tied the score at 28-28. McCaffrey was acquired by the Broncos as an unrestricted free agent from San Francisco March 7.

1994: McCaffrey played in all 16 regular season games for the 49ers and in all three postseason games. He had 11 catches for 131 yds. (12.0 average) and two touchdowns in the regular season and one reception for five yds. in the playoffs. He also had eight special teams tackles in the regular season. McCaffrey caught one pass for eight yds., recorded two special teams tackles and forced a fumble at Detroit (10/9). He had three receptions for 34 yds., including a 34-yd. touchdown versus Tampa Bay (10/23), and recovered an on-side kick late in the fourth quarter of the 49ers 21-14 victory over Dallas (11/13). He caught five passes for 59 yds., including a 1-yd. touchdown in the regular season finale at Minnesota (12/26). His one reception against San Diego in the Super Bowl (1/29/95), a five-yarder, came in the second quarter. McCaffrey was acquired by the 49ers July 25, 1994 as a free agent after being waived by the Giants July 18.

1993: McCaffrey played in all 16 regular season games with one start for the New York Giants, and also played in both New York playoff contests. He finished fourth on the team with 27 receptions for 335 yds. and two touchdowns. He had touchdown receptions vs. Philadelphia (10/17) and Phoenix (11/28). McCaffrey's one start came against the Jets (10/31) when he replaced an injured Mike Sherrard in the lineup. His most productive game of the season was the NFC Divisional Playoff Game at San Francisco (1/15/94) when he caught five passes for 59 yds.

1992: McCaffrey played in all 16 games with three starts and led the Giants in receiving with career-best numbers of 49 catches for 610 yards. He was also the team's fourth-leading scorer with five touchdowns. McCaffrey had back-to-back five-reception outings to begin the season vs. San Francisco (9/6) and Dallas (9/13). He received his first NFL start vs. Green Bay (11/8) and also started against Philadelphia (11/11) and Dallas (11/26). He had career highs in receptions (6), yards (105) and longest reception (44 yds.) in the Thanksgiving Day clash with the Cowboys.

1991: McCaffrey played in all 16 games as a third wide receiver and on special teams. He finished his rookie year with 16 catches for 146 yards. He had three receptions vs. the Rams (9/8) and also at Philadelphia (11/4). The best game of his rookie season came at Tampa Bay (11/24) when he caught four passes for 35 yds., including two on the Giants' game-winning drive in a 21-14 victory. He was a third-round pick of the Giants in 1991 (No. 83 overall).

COLLEGE: McCaffrey was a Kodak All-America choice following his senior season at Stanford (1990) and was selected to play in the East-West Shrine Game. An All-Pac-10 choice as a junior and senior, he finished his career with 146 receptions for 2,333 yards (16.0 average) and 14 touchdowns. During his senior season he pulled down 61 receptions for 917 yds. (15.0) and eight touchdowns to earn second-team All-America honors from *The Sporting News*. The Cardinal pass-catchers that year compiled 2,763 yards receiving, the most for the school since 1985 (2,874). Ed received his bachelor's degree in economics from Stanford, as well as a master's degree in sociology, and plans to attend business or law school when he is finished playing pro football.

PERSONAL: Ed and his wife, Lisa, make their home in Castle Rock, Colo. They are the parents of four sons, Maxwell (8), Christian (6), Dylan (3) and Lucas (1). McCaffrey made an appearance

on the television show "Live with Regis and Kathy Lee" during the week following Denver's Super Bowl XXXII victory over Green Bay (1/25/98), and was a guest on The Tonight Show with Jay Leno in the days after the Broncos' Super Bowl XXXIII triumph over Atlanta. Several food products bearing his name were introduced in the state of Colorado in 1998: Ed McCaffrey's Rocky Mountain Mustard, in both Spicy Brown and Creamy Dijon, as well as horseradish and a cereal named Ed's End Zone O's. McCaffrey was an All-America football player, MVP in baseball with a .540 batting average, and a 21.3-point per game scorer in basketball at Central Catholic High School in Allentown, Pa. His brother Billy was an All-America basketball guard at Vanderbilt after being a member of Duke's NCAA championship squad in 1991, and now plays professional basketball internationally. The athletic McCaffrey family also includes a sister, Monica, who played basketball at Georgetown, and another brother, Mike, who played basketball at Husson College in Bangor, Maine. Edward McCaffrey was born August 17, 1968 in Waynesboro, Pa.

McCAFFREY'S REGULAR SEASON RECORD

Year	Club	RECEIVING							SCORING					
		G	S	No.	Yds.	Avg.	LG	TD	TD	TDr	Tdp	TDrT	2pt	Pts.
1991	N.Y. Giants	16	0	16	146	9.1	26	0	0	0	0	0	0	0
1992	N.Y. Giants	16	3	49	610	12.4	44	5	5	0	5	0	0	30
1993	N.Y. Giants	16	1	27	335	12.4	31	2	2	0	2	0	0	12
1994	San Francisco	16	0	11	131	12.0	34t	2	2	0	2	0	0	12
1995	Denver	16	5	39	477	12.2	35	2	2	0	2	0	1	14
1996	Denver	15	15	48	553	11.5	39t	7	7	0	7	0	0	42
1997	Denver	15	15	45	590	13.1	35	8	8	0	8	0	0	48
1998	Denver	15	15	64	1,053	16.5	48	10	10	0	10	0	1	62
1999	Denver	15	15	71	1,018	14.3	78t	7	7	0	7	0	0	42
2000	Denver	16	16	101	1,317	13.0	61	9	9	0	9	0	1	56
2001	Denver	1	1	6	94	15.7	28	1	1	0	1	0	0	6
CAREER TOTALS		157	86	477	6,324	13.3	78t	53	53	0	53	0	3	324

ADDITIONAL STATISTICS: McCaffrey had one rushing attempt for -1 yard vs. Jacksonville in 1995 (12/3).

McCAFFREY'S POSTSEASON STATISTICS

Year	Club	RECEIVING							SCORING					
		G	S	No.	Yds.	Avg.	LG	TD	TD	TDr	Tdp	TDrT	2pt	Pts.
1993	N.Y. Giants	2	0	5	59	11.8	14	0	0	0	0	0	0	0
1994	San Francisco	3	0	1	5	5.0	5	0	0	0	0	0	0	0
1996	Denver	1	1	5	54	10.8	15	1	1	0	1	0	0	6
1997	Denver	4	4	12	171	14.3	43	1	1	0	1	0	0	6
1998	Denver	3	3	11	190	17.3	47	0	0	0	0	0	0	0
2000	Denver	1	1	8	75	9.4	16	0	0	0	0	0	0	0
CAREER TOTALS		14	9	42	554	13.2	47	2	2	0	2	0	0	12

McCAFFREY'S SINGLE-GAME HIGHS

(Postseason in parenthesis)

Most receptions – 10 vs. San Diego, 11/19/00; at Cincinnati, 10/22/00 and at San Diego, 10/8/00 (8 at Baltimore, 12/31/00). **Most receiving yardage** – 148 vs. San Diego, 11/19/00 (75 at Baltimore, 12/31/00). **Longest reception** – 78 yards (TD) vs. Green Bay, 10/17/99 (47 vs. N.Y. Jets, 1/17/99). **Most receiving touchdowns** – 3 vs. Miami, 9/13/99 and vs. Baltimore, 10/20/96 (1 at Pittsburgh, 1/11/98 and vs. Jacksonville, 1/4/97).

McCAFFREY'S REGULAR SEASON TOP FIVE

RECEIVING YARDS

- 148 — vs. San Diego, 11/19/00 (10 rec., 2TD)
- 136 — at Cincinnati, 10/22/00 (10 rec.)
- 133 — vs. San Diego, 11/8/98 (9 rec., TD)
- 133 — at Cincinnati, 11/1/98 (7 rec., TD)
- 129 — vs. Cleveland, 10/15/00 (5 rec.)

TOUCHDOWNS

- 3 — vs. Miami, 9/13/99 (6 rec., 105 yds.)
- 3 — vs. Baltimore, 10/20/96 (7 rec., 76 yds.)
- 2 — 5 times, last vs. Green Bay, 10/17/99 (5 rec., 116 yds.)

RECEPTIONS

- 10 — vs. San Diego, 11/19/00 (148 yds., 2TD)
- 10 — at Cincinnati, 10/22/00 (136 yds.)
- 10 — at San Diego, 10/8/00 (71 yds, 2TD)
- 9 — vs. New England, 10/1/00 (91 yds.)
- 9 — vs. San Diego, 11/8/98 (133 yds., TD)

LONGEST RECEPTIONS

- 78t — vs. Green Bay, 10/17/99 (5-116, 2TD)
- 61 — vs. Cleveland, 10/15/00 (5-129)
- 48 — vs. Kansas City, 12/6/98 (6-103, TD)
- 48 — vs. Philadelphia, 10/4/98 (2-60, TD)
- 47t — at New York Jets, 11/5/00 (6-96, 2TD)

McCAFFREY'S POSTSEASON TOP THREE

RECEIVING YARDS

- 75 — at Baltimore, 12/31/00 (8 rec.)
- 72 — vs. Atlanta, 1/31/99 (5 rec.)
- 66 — vs. N.Y. Jets, 1/17/99 (3 rec.)

TOUCHDOWNS

- 1 — vs. Jacksonville, 1/4/97 (5 rec., 54 yds)

RECEPTIONS

- 8 — at Baltimore, 12/31/00 (75 yds.)
- 5 — vs. Atlanta, 1/31/99 (72 yds.)
- 5 — vs. Jacksonville, 1/4/97 (54 yds., TD)
- 5 — at San Francisco, 1/15/94 (59 yds.)

LONGEST RECEPTIONS

- 47 — vs. N.Y. Jets, 1/17/99 (3-66)
- 43 — at Kansas City, 1/4/98 (3-56)
- 36 — Vs. Green Bay, 1/25/98 (2-45)

Ed McCaffrey Career Game-by-Game

(Denver victories asterisked)

1991 — N.Y. GIANTS			RECEIVING					SCORING	
Date	Opponent	P/S	No.	Yds.	Avg.	LG	TD	2pt.	Pts.
Sep 2	vs. S.F. 49ers	P	0	0	0.0	0	0	0	0
Sep 8	vs. L.A. Rams	P	3	25	8.3	n/a	0	0	0
Sep 15	at Chicago	P	0	0	0.0	0	0	0	0
Sep 22	vs. Cleveland	P	0	0	0.0	0	0	0	0
Sep 29	at Dallas	P	1	26	26.0	26	0	0	0
Oct 6	vs. Phoenix	P	0	0	0.0	0	0	0	0
Oct 14	at Pittsburgh	P	2	20	10.0	n/a	0	0	0
Oct 27	vs. Washington	P	0	0	0.0	0	0	0	0
Nov 4	at Philadelphia	P	3	17	5.7	n/a	0	0	0
Nov 10	at Phoenix	P	1	8	8.0	8	0	0	0
Nov 17	vs. Dallas	P	0	0	0.0	0	0	0	0
Nov 24	at Tampa Bay	P	4	35	8.8	n/a	0	0	0
Dec 1	at Cincinnati	P	2	15	7.5	n/a	0	0	0
Dec 8	vs. Philadelphia	P	0	0	0.0	0	0	0	0
Dec 15	at Washington	P	0	0	0.0	0	0	0	0
Dec 21	vs. Houston	P	0	0	0.0	0	0	0	0
1991 Regular Season Totals	16/0		16	146	9.1	26	0	0	0

1992 — N.Y. GIANTS			RECEIVING					SCORING	
Date	Opponent	P/S	No.	Yds.	Avg.	LG	TD	2pt.	Pts.
Sep 6	vs. San Francisco	P	5	56	11.2	n/a	0	0	0
Sep 13	vs. Dallas	P	5	82	16.4	n/a	0	0	0
Sep 21	at Chicago	P	4	40	10.0	n/a	0	0	0
Oct 4	at L.A. Raiders	P	4	33	8.3	n/a	0	0	0
Oct 11	vs. Phoenix	P	3	37	12.3	n/a	1	0	6
Oct 18	at L.A. Rams	P	2	12	6.0	n/a	0	0	0
Oct 25	vs. Seattle	P	1	7	7.0	7t	1	0	6
Nov 1	at Washington	P	4	45	11.3	n/a	1	0	6
Nov 8	vs. Green Bay	S	1	26	26.0	26	0	0	0
Nov 15	at Denver	P	3	27	9.0	n/a	0	0	0
Nov 22	vs. Philadelphia	S	5	73	14.6	n/a	1	0	6
Nov 26	at Dallas	S	6	105	17.5	44	0	0	0
Dec 6	vs. Washington	P	3	33	11.0	n/a	0	0	0
Dec 12	at Phoenix	P	0	0	0.0	0	0	0	0
Dec 19	vs. Kansas City	P	0	0	0.0	0	0	0	0
Dec 27	at Philadelphia	P	3	34	11.3	n/a	1	0	6
1992 Regular Season Totals	16/3		49	610	12.4	44	5	0	30

1993 — N.Y. GIANTS			RECEIVING					SCORING	
Date	Opponent	P/S	No.	Yds.	Avg.	LG	TD	2pt.	Pts.
Sep 5	at Chicago	P	2	21	10.5	n/a	0	0	0
Sep 12	vs. Tampa Bay	P	2	45	22.5	n/a	0	0	0
Sep 19	vs. L.A. Rams	P	0	0	0.0	0	0	0	0
Oct 3	at Buffalo	P	1	23	23.0	23	0	0	0
Oct 10	at Washington	P	2	18	9.0	n/a	0	0	0
Oct 17	vs. Philadelphia	P	2	23	11.5	17t	1	0	6
Oct 31	vs. N.Y. Jets	S	5	43	8.6	n/a	0	0	0
Nov 7	at Dallas	P	3	34	11.3	n/a	0	0	0
Nov 14	vs. Washington	P	1	20	20.0	20	0	0	0
Nov 21	at Philadelphia	P	2	18	9.0	n/a	0	0	0
Nov 28	vs. Phoenix	P	1	20	20.0	20t	1	0	6
Dec 5	at Miami	P	0	0	0.0	0	0	0	0
Dec 12	vs. Indianapolis	P	2	13	6.5	n/a	0	0	0
Dec 20	at New Orleans	P	1	19	19.0	19	0	0	0
Dec 26	at Phoenix	P	2	19	9.5	n/a	0	0	0
Jan 2	vs. Dallas	P	1	9	9.0	9	0	0	0
1993 Regular Season Totals	16/1		27	335	12.4	31	2	0	12
Jan 9	vs. Minnesota Δ	P	0	0	0.0	0	0	0	0
Jan 15	at San Francisco \dagger	P	5	59	11.8	14	0	0	0
1993 Postseason Totals	14		5	59	11.8	14	0	0	0

Δ NFC Wild Card Game, \dagger NFC Divisional Playoff

1994 — SAN FRANCISCO			RECEIVING					SCORING	
Date	Opponent	P/S	No.	Yds.	Avg.	LG	TD	2pt.	Pts.
Sep 5	vs. L.A. Raiders	P	1	7	7.0	7	0	0	0
Sep 11	at Kansas City	P	0	0	0.0	0	0	0	0
Sep 18	at L.A. Rams	P	0	0	0.0	0	0	0	0
Sep 25	vs. New Orleans	P	0	0	0.0	0	0	0	0
Oct 2	vs. Philadelphia	P	0	0	0.0	0	0	0	0
Oct 9	at Detroit	P	1	8	8.0	8	0	0	0
Oct 16	at Atlanta	P	0	0	0.0	0	0	0	0
Oct 23	vs. Tampa Bay	P	3	34	11.3	34t	1	0	6
Nov 6	at Washington	P	0	0	0.0	0	0	0	0
Nov 13	vs. Dallas	P	0	0	0.0	0	0	0	0
Nov 20	vs. L.A. Rams	P	0	0	0.0	0	0	0	0
Nov 28	at New Orleans	P	0	0	0.0	0	0	0	0
Dec 4	vs. Atlanta	P	0	0	0.0	0	0	0	0
Dec 11	at San Diego	P	1	23	23.0	23	0	0	0
Dec 17	vs. Denver	P	0	0	0.0	0	0	0	0
Dec 26	at Minnesota	P	5	59	11.8	n/a	1	0	6
1994 Regular Season Totals	16/0		11	131	12.0	34t	2	0	12
Jan 7	vs. Chicago \dagger	P	0	0	0.0	0	0	0	0
Jan 15	vs. Dallas \S	P	0	0	0.0	0	0	0	0
Jan 29	vs. San Diego Ω	P	1	5	5.0	5	0	0	0
1994 Postseason Totals	3/0		14	5	59	11.8	14	0	0

\dagger NFC Divisional Playoff, \S NFC Championship Game, Ω Super Bowl XXIX

1995 — DENVER			RECEIVING					SCORING	
Date	Opponent	P/S	No.	Yds.	Avg.	LG	TD	2pt.	Pts.
Sep 3	vs. Buffalo*	S	4	52	13.0	35	0	0	0
Sep 10	at Dallas	P	0	0	0.0	0	0	0	0
Sep 17	vs. Washington*	P	5	70	14.0	19	0	0	0
Sep 24	at San Diego	S	2	9	4.5	6	0	0	0
Oct 1	at Seattle	S	2	23	11.5	12	0	0	0
Oct 8	at New England*	P	2	28	14.0	19	0	0	0
Oct 16	vs. Oakland*	P	1	14	14.0	14	0	1	2
Oct 22	vs. Kansas City	S	2	17	8.5	12	0	0	0
Nov 5	Arizona*	P	1	23	23.0	23t	1	0	6
Nov 12	at Philadelphia	P	0	0	0.0	0	0	0	0
Nov 19	vs. San Diego*	P	1	18	18.0	18	0	0	0
Nov 26	at Houston	P	2	29	14.5	17	0	0	0
Dec 3	vs. Jacksonville	P	3	48	16.0	24	0	0	0
Dec 10	vs. Seattle	P	1	13	13.0	13	0	0	0
Dec 17	at Kansas City	P	4	34	8.5	14	0	0	0
Dec 24	at Oakland*	S	9	99	11.0	27	1	0	6
1995 Regular Season Totals	16/5		39	477	12.2	35	2	1	14

1996 — DENVER			RECEIVING					SCORING	
Date	Opponent	P/S	No.	Yds.	Avg.	LG	TD	2pt.	Pts.
Sep 1	vs. NY Jets*	S	4	61	15.3	39t	1	0	6
Sep 8	at Seattle*	S	3	26	8.7	11	0	0	0
Sep 15	vs. Tampa Bay*	S	2	21	10.5	12	0	0	0
Sep 22	at Kansas City	S	0	0	0.0	0	0	0	0
Sep 29	at Cincinnati*	S	5	80	16.0	34	0	0	0
Oct 6	vs. San Diego*	S	5	58	11.6	31	1	0	6
Oct 20	vs. Baltimore*	S	7	76	10.9	33	3	0	18
Oct 27	vs. Kansas City*	S	1	10	10.0	10	0	0	0
Nov 4	at Oakland*	S	0	0	0.0	0	0	0	0
Nov 10	vs. Chicago*	S							
Nov 17	at New England*	S	2	24	12.0	19	0	0	0
Nov 24	at Minnesota*	S	6	83	13.8	29	1	0	6
Dec 1	vs. Seattle*	S	5	43	8.6	12	1	0	6
Dec 8	at Green Bay	S	3	41	13.7	27	0	0	0
Dec 15	vs. Oakland*	S	3	20	6.7	9	0	0	0
Dec 22	at San Diego	S	2	10	5.0	7	0	0	0
1996 Regular Season Totals	15/15		48	553	11.5	39t	7	0	42
Jan 4	vs. Jacksonville \dagger	S	5	54	10.8	15t	1	0	6
1996 Postseason Totals	1/1		5	54	10.8	15t	1	0	6

\dagger AFC Divisional Playoff

1997 — DENVER			RECEIVING					SCORING			
Date	Opponent	P/S	No.	Yds.	Avg.	LG	TD	2pt.	Pts.		
Aug 31	vs. Kansas City*	S	2	37	18.5	20	0	0	0		
Sep 7	at Seattle*	S	8	93	11.6	21t	2	0	12		
Sep 14	vs. St. Louis*	S	1	23	23.0	23t	1	0	6		
Sep 21	at Cincinnati*	S	4	62	15.5	32t	1	0	6		
Sep 28	at Atlanta*	S	4	48	12.0	16	0	0	0		
Oct 6	vs. New England*	S	3	26	8.7	9	0	0	0		
Oct 19	at Oakland	S	3	61	20.3	28t	1	0	6		
Oct 26	at Buffalo*	S	1	17	17.0	17	0	0	0		
Nov 2	vs. Seattle*	S	1	8	8.0	8	0	0	0		
Nov 9	vs. Carolina*	S	0	0	0.0	0	0	0	0		
Nov 16	at Kansas City	S	2	16	8.0	12	0	0	0		
Nov 24	vs. Oakland*	S	4	51	12.8	35	0	0	0		
Nov 30	at San Diego*	S	7	111	15.9	29	2	0	12		
Dec 7	at Pittsburgh	S	INACTIVE — HAMSTRING								
Dec 15	at San Francisco	S	1	5	5.0	5	0	0	0		
Dec 21	vs. San Diego*	S	4	32	8.0	12	1	0	6		
1997 Regular Season Totals			15/15	45	590	13.1	35	8	0	48	
Dec 27	Jacksonville*Δ	S	2	33	16.5	25	0	0	0		
Jan 4	at Kansas City*†	S	3	56	18.7	43	0	0	0		
Jan 11	at Pittsburgh*‡	S	5	37	7.4	11	1	0	6		
Jan 25	Green Bay*Ω	S	2	45	22.5	36	0	0	0		
1997 Postseason Totals			4/4	12	171	14.3	43	1	0	6	

ΔAFC Wild Card Playoff, †AFC Divisional Playoff, ‡AFC Championship Game, ΩSuper Bowl XXXII

1998 — DENVER			RECEIVING					SCORING			
Date	Opponent	P/S	No.	Yds.	Avg.	LG	TD	2pt.	Pts.		
Sep 7	vs. New England*	S	7	97	13.9	44	0	0	0		
Sep 13	vs. Dallas*	S	5	117	23.4	38	0	0	0		
Sep 20	at Oakland*	S	5	44	8.8	13t	2	0	12		
Sep 27	at Washington*	S	4	74	18.5	41	1	0	6		
Oct 4	vs. Philadelphia*	S	2	60	30.0	48	1	0	6		
Oct 11	at Seattle*	S	1	5	5.0	5	0	0	0		
Oct 25	vs. Jacksonville*	S	3	92	30.7	41t	1	0	6		
Nov 1	at Cincinnati*	S	7	133	19.0	33	1	0	6		
Nov 8	vs. San Diego*	S	9	133	14.8	32	1	0	6		
Nov 16	at Kansas City*	S	1	19	19.0	19	0	0	0		
Nov 22	vs. Oakland*	S	INACTIVE — HAMSTRING								
Nov 29	at San Diego*	S	5	74	14.8	37t	2	0	12		
Dec 6	vs. Kansas City*	S	6	103	17.2	48	1	0	6		
Dec 13	at N.Y. Giants	S	3	24	8.0	9	0	0	0		
Dec 21	at Miami	S	3	42	14.0	21	0	0	0		
Dec 27	vs. Seattle*	S	3	36	12.0	22	0	0	0		
1998 Regular Season Totals			15/15	64	1,053	16.5	48	10	1	62	
Jan 9	vs. Miami*†	S	3	52	17.3	33	0	0	0		
Jan 17	vs. N.Y. Jets*‡	S	3	66	33.0	47	0	0	0		
Jan 31	vs. Atlanta*Ω	S	5	72	14.4	25	0	0	0		
1998 Postseason Totals			3/3	11	190	17.3	47	0	0	0	

†AFC Divisional Playoff, ‡AFC Championship Game, ΩSuper Bowl XXXIII

1999 — DENVER			RECEIVING					SCORING			
Date	Opponent	P/S	No.	Yds.	Avg.	LG	TD	2pt.	Pts.		
Sep 13	vs. Miami	S	6	105	17.5	61t	3	0	18		
Sep 19	at Kansas City	S	4	44	11.0	16	0	0	0		
Sep 26	at Tampa Bay	S	3	26	8.7	13	1	0	6		
Oct 3	vs. N.Y. Jets	S	3	17	5.7	6	0	0	0		
Oct 10	at Oakland*	S	5	88	17.6	35	0	0	0		
Oct 17	vs. Green Bay*	S	5	116	23.2	78t	2	0	12		
Oct 24	at New England	S	5	111	22.2	41	0	0	0		
Oct 31	vs. Minnesota	S	2	18	9.0	11	0	0	0		
Nov 7	at San Diego*	S	INACTIVE — KNEE BRUISE								
Nov 14	at Seattle	S	6	125	20.8	42	1	0	6		
Nov 22	vs. Oakland*	S	7	82	11.7	24	0	0	0		
Dec 5	vs. Kansas City	S	3	66	22.0	24	0	0	0		
Dec 13	at Jacksonville	S	6	61	10.2	20	0	0	0		
Dec 19	vs. Seattle*	S	3	40	13.3	20	0	0	0		
Dec 25	at Detroit*	S	7	65	9.3	17	0	0	0		
Jan 2	vs. San Diego	S	6	54	9.0	20	0	0	0		
1999 Regular Season Totals			15/15	71	1,018	14.3	78t	7	0	42	

2000 — DENVER			RECEIVING					SCORING		
Date	Opponent	P/S	No.	Yds.	Avg.	LG	TD	2pt.	Pts.	
Sep 4	at St. Louis	S	7	115	16.4	35	0	0	0	
Sep 10	vs. Atlanta*	S	1	5	5.0	5	0	0	0	
Sep 17	at Oakland*	S	7	92	13.1	35	1	0	6	
Sep 24	vs. Kansas City	S	2	20	10.0	15	0	0	0	
Oct 1	vs. New England	S	9	91	10.1	21	0	1	2	
Oct 8	at San Diego*	S	10	71	7.1	14	2	0	12	
Oct 15	vs. Cleveland*	S	5	129	25.8	61	0	0	0	
Oct 22	at Cincinnati	S	10	136	13.6	25	0	0	0	
Nov 5	at New York Jets*	S	6	96	16.0	47t	2	0	12	
Nov 13	vs. Oakland*	S	7	58	8.3	21	0	0	0	
Nov 19	vs. San Diego*	S	10	148	14.8	40	2	0	12	
Nov 26	at Seattle*	S	3	33	11.0	13	0	0	0	
Dec 3	at New Orleans*	S	3	56	18.7	26	0	0	0	
Dec 10	vs. Seattle*	S	8	112	14.0	41	1	0	6	
Dec 17	at Kansas City	S	8	84	10.5	21	0	0	0	
Dec 23	vs. San Francisco*	S	5	71	14.2	25t	1	0	6	
2000 Regular Season Totals			16/16	101	1,317	13.0	61	9	1	56
Dec 31	at BaltimoreΔ	S	8	75	9.4	16	0	0	0	
2000 Postseason Totals			1/1	8	75	9.4	16	0	0	0

ΔAFC Wild Card Playoff

2001 — DENVER			RECEIVING					SCORING			
Date	Opponent	P/S	No.	Yds.	Avg.	LG	TD	2pt.	Pts.		
Sep 10	vs. N.Y. Giants*	S	6	94	15.7	28	1	0	6		
Sep 23	at Arizona*	S	INJURED RESERVE (LEFT LEG)								
Sep 30	vs. Baltimor	S	INJURED RESERVE (LEFT LEG)								
Oct 7	vs. Kansas City*	S	INJURED RESERVE (LEFT LEG)								
Oct 14	at Seattle	S	INJURED RESERVE (LEFT LEG)								
Oct 21	at San Diego	S	INJURED RESERVE (LEFT LEG)								
Oct 28	vs. New England*	S	INJURED RESERVE (LEFT LEG)								
Nov 5	at Oakland	S	INJURED RESERVE (LEFT LEG)								
Nov 11	vs. San Diego*	S	INJURED RESERVE (LEFT LEG)								
Nov 18	vs. Washington	S	INJURED RESERVE (LEFT LEG)								
Nov 22	at Dallas*	S	INJURED RESERVE (LEFT LEG)								
Dec 2	at Miami	S	INJURED RESERVE (LEFT LEG)								
Dec 9	vs. Seattle*	S	INJURED RESERVE (LEFT LEG)								
Dec 16	at Kansas City	S	INJURED RESERVE (LEFT LEG)								
Dec 30	vs. Oakland*	S	INJURED RESERVE (LEFT LEG)								
Jan 6	at Indianapolis	S	INJURED RESERVE (LEFT LEG)								
2001 Regular Season Totals			1/1	6	94	15.7	28	1	0	6	

Ed McCaffrey's 100-Yard Receiving Games (15)

*denotes win

Date	Opponent	Rec.	Yds.	Avg.	LG	TD
11/26/92	at Dallas	6	105	17.5	44	0
11/30/97	at San Diego*	7	111	15.9	29	2
9/14/98	vs. Dallas*	5	117	23.4	38	0
11/1/98	at Cincinnati*	7	133	19.0	33	1
11/8/98	vs. San Diego*	9	133	14.8	32	1
12/6/98	vs. Kansas City*	6	103	17.2	48	1
9/13/99	vs. Miami	6	105	17.5	61t	3
10/17/99	vs. Green Bay*	5	116	23.2	78t	2
10/24/99	at New England	5	111	22.2	41	0
11/14/99	at Seattle	6	125	20.8	42	1
9/4/00	at St. Louis	7	115	16.4	35	0
10/15/00	vs. Cleveland*	5	129	25.8	61	0
10/22/00	at Cincinnati	10	136	13.6	25	0
11/19/00	vs. San Diego*	10	148	14.8	40	2
12/10/00	vs. Seattle*	8	112	14.0	41	1

ED McCAFFREY VS. THE NFL

Regular Season Only

	G/S	Rec.	Yds.	Avg.	LG	TD	100 Yards
Denver	2/0	3	27	9.0	15	0	0
Kansas City	14/11	35	450	12.9	48	1	1
Oakland	13/10	56	649	11.6	35	5	0
San Diego	12/10	62	741	12.0	40	11	3
AFC West	41/31	155	1,867	12.0	48	17	4
Buffalo	3/2	6	92	15.3	35	0	0
Miami	3/2	9	147	16.3	61t	3	1
New England	6/5	28	377	13.5	44	0	1
N.Y. Jets	4/4	18	217	12.1	47t	3	0
AFC East	16/13	61	833	13.7	61t	6	2
Baltimore	1/1	7	76	10.9	33	3	0
Cincinnati	5/4	28	426	15.2	34	2	2
Cleveland	2/1	5	129	25.8	61	0	1
Pittsburgh	1/0	2	20	10.0	13	0	0
AFC North	9/6	42	651	15.5	61	5	3
Houston	0/0	0	0	0.0	—	0	0
Indianapolis	1/0	2	13	6.5	7	0	0
Jacksonville	3/2	12	201	16.8	41t	1	0
Tennessee	2/0	2	29	14.5	17	0	0
AFC South	6/2	16	243	15.2	41t	1	0
AFC Totals	72/52	274	3,594	13.1	61t	29	9
Arizona	7/0	8	117	14.6	25t	3	0
St. Louis	7/2	13	175	13.5	35	1	1
San Francisco	4/2	11	132	12.0	25t	1	0
Seattle	13/11	45	564	12.5	42	6	2
NFC West	31/15	77	988	12.8	42	11	3
Dallas	9/2	21	373	17.8	44	0	2
N.Y. Giants	2/2	9	118	13.1	28	1	0
Philadelphia	9/2	17	225	13.2	48	4	0
Washington	9/1	19	260	13.7	41	2	0
NFC East	29/7	66	976	14.8	48	7	2
Chicago	3/0	6	61	10.2	21	0	0
Detroit	2/1	8	73	9.1	17	0	0
Green Bay	3/3	9	183	20.3	78t	2	1
Minnesota	3/2	13	160	12.3	32	2	0
NFC North	11/6	36	477	13.3	78t	4	1
Atlanta	4/2	5	53	10.6	16	0	0
Carolina	1/1	0	0	---	0	0	0
New Orleans	4/1	4	75	18.8	26	0	0
Tampa Bay	5/2	14	161	11.5	31	2	0
NFC South	14/6	23	289	12.6	31	2	0
NFC Totals	85/34	202	2,730	13.5	78t	24	6
NFL Totals	157/86	477	6,324	13.3	78t	53	15
Home	79/44	231	3,200	13.9	78t	30	8
Road	78/42	246	3,124	12.7	47t	23	7
Grass	101/67	339	4,479	13.2	78t	41	11
Turf	56/19	138	1,845	13.4	44	12	4
Outdoors	142/77	423	5,593	13.2	78t	48	13
Domes	15/9	54	731	13.5	42	5	2
All Sun. Games	128/70	384	5,152	13.4	78t	47	12
Sunday Nights	12/6	36	516	14.3	42	6	2
Mondays	22/13	75	931	12.4	61t	5	2
Thursdays	1/1	6	105	17.5	44	0	1
Saturdays	6/2	12	136	11.3	25t	1	0
Wins	100/57	305	4,192	13.7	78t	44	9
Losses	57/29	172	2,132	12.4	61t	9	6
August	1/1	2	37	18.5	20	0	0
September	40/23	122	1,680	13.8	61t	14	3
October	37/21	113	1,522	13.5	78t	15	4
November	39/21	121	1,692	14.0	47t	16	6
December	38/19	112	1,330	11.9	48	8	2
January	2/1	7	63	9.0	20	0	0

PHIL McGEOGHAN  WIDE RECEIVER

6-2 • 224 • 2ND YEAR • MAINE



BORN: July 8, 1979 in Springfield, Mass.
HIGH SCHOOL: Agawam High School, Feeding Hills, Mass.
RESIDES: Feeding Hills, Mass.
ACQUIRED: Free Agent, 2001
PRO YEAR: 2nd • **YEAR WITH BRONCOS:** 2nd
NFL GAMES PLAYED/STARTED: 2/0

Phil McGeoghan will spend the season on the reserve/non-football injury list after injuring his shoulder in May playing in the NFL Europe League with the Berlin Thunder. He had shown great promise in his time on the active roster last season, and was preparing to enter his first training camp with the Broncos. McGeoghan was signed to the Broncos' practice squad Oct. 31, 2001 and signed to the active roster Nov. 15. He played in two games with the Broncos, participating only on special teams, but showed potential and impressed coaches with his work ethic and skills in practice. McGeoghan entered the NFL in April, 2001 as a non-drafted free agent from Maine, signed by the New York Jets (4/26/01). He spent six weeks last season on Oakland's practice squad last season before signing with Denver.

2001: McGeoghan was signed to the active roster Nov. 15 after spending two weeks on the practice squad, and played in two games (vs. Wash., 11/18 and at Mia., 12/2) on special teams. He was declared inactive at Dal., 11/22; vs. Sea., 12/9; at K.C., 12/16; vs. Oak 12/30 and at Ind., 1/6. McGeoghan signed to the Broncos practice squad Oct. 31 after spending six weeks on the Oakland Raiders' practice squad earlier in the season (9/6-10/16). He was signed by the Jets as a non-drafted free agent in April and went through training camp with the club, but was waived Aug. 28. McGeoghan had played in the Jets' first three preseason games and caught two passes for 28 yds. (14.0) with a long of 16, both of which came in the opener vs. Atl. (8/11).

COLLEGE: McGeoghan played in 41 games and ranks fourth on Maine's all-time receiving yardage list (2,343) and fifth in career receptions (161). He played in 11 games as a senior in 2000, catching 51 passes for 778 yds. (15.3) and three touchdowns after a career-best junior season in which he caught 52 passes for 807 yds. (15.5) and six scores. McGeoghan also competed in track and field, and holds the school record in the high jump, both indoors (7'-0") and outdoors (7'-0.25"). A marketing major, he transferred to Maine from Boston University in 1997 after the school dropped its football program. McGeoghan was named to the Div. I-AA Academic All-Star team in 2000, as chosen by the Div. I-AA Athletic Director's Association.

PERSONAL: McGeoghan is a graduate of Agawam High School in Feeding Hills, Mass., where he caught 34 passes for 712 yds. and 12 touchdowns as a senior, and was an all-state selection. He was born July 8, 1979 in Feeding Hills, Mass.

McGEOGHAN'S REGULAR SEASON RECORD

Year	Club	RECEIVING						SCORING							
		G	S	No.	Yds.	Avg.	LG	TD	TD	TDr	Tdp	TDrt	2pt	Pts.	
2001	Denver														

SPECIAL TEAMS ONLY

WHAT IS THE ORIGIN OF THE NAME DENVER BRONCOS?

The name "Denver Broncos" was chosen from 500 entries in a name-the-team contest in January, 1960. The name was suggested by Ward M. Vining of Lakewood. But the football team isn't the first Denver Broncos. Denver's 1921 entry in the Midwest Baseball League was also called the Broncos.

**CHESTER MCGLOCKTON**  **DEF. TACKLE****6-4 • 334 • 11TH YR. • CLEMSON**

BORN: September 16, 1969 in Whiteville, N.C.
HIGH SCHOOL: Whiteville High School, Whiteville, N.C.
RESIDES: Aurora, Colo.
ACQUIRED: Free Agent, 2001
PRO YEAR: 11th • **YEAR WITH BRONCOS:** 2nd
NFL GAMES PLAYED/STARTED: 147/136 • **POSTSEASON:** 1/1

91

The 2001 offseason acquisition of former Pro Bowler Chester McGlockton provided a measurable boost to the Broncos' overall defense, as the veteran run-stopper helped lower the club's defensive ranking from 24th the year before to eighth. With Trevor Pryce moving outside to play defensive end, McGlockton will pair with newly-acquired Lionel Dalton to give Denver's its powerful force in the middle in 2002. McGlockton, in his 11th NFL season, has played in 147 games (136 starts) and has recorded 572 tackles (424 solo), 47.5 sacks (-283.5 yards), 14 forced fumbles, eight fumble recoveries, four interceptions (66 ret. yds.) and 28 pass breakups. He entered last season with two interceptions over his first nine seasons, and set a career high with two more in his first season as a Bronco. McGlockton has also scored one touchdown on a fumble return and played in one playoff game in his career. He entered the NFL after his junior season at Clemson, and was the Raiders' first round draft choice (16th overall) in 1992.

2001: McGlockton started all 16 games and posted 43 tackles (39 solo), including one sack (-8), as well as a career-high two interceptions, one forced fumble and three pass breakups. He had a season-high five solo tackles at K.C. (12/16). McGlockton made his career-best second interception of the season vs. Sea. (12/9), picking off Matt Hasselback with an athletic one-hand grab, with his left hand. He had two solo tackles vs. N.E. (10/28) and added his first pass defended and forced fumble. McGlockton recorded his first sack as a Bronco vs. K.C. (10/7), dropping Trent Green for an 8-yd. loss. On the first play of the game vs. Balt. (9/30) he intercepted an Elvis Grbac pass and returned it 17 yds. to the Ravens' 3-yd. line to set up a touchdown. It was the third of his career, and first since 11/7/99 at Ind. He started his first game for the Broncos vs. the Giants (9/10) at left defensive tackle and posted three solo stops.

2000: McGlockton played in and started 15 games with Kansas City and had 70 stops (44 solo), including 4.5 sacks, and added 43 quarterback pressures and a forced fumble. He missed the St. Louis game (10/22) with a shoulder injury. McGlockton had two great games against the Broncos, recording seven tackles and three quarterback pressures in game one (9/24 at Denver) and four tackles and three pressures in game two (12/17 at K.C.). He had a season-high eight stops (six solo), a forced fumble and a sack at San Diego (11/26). He also had a sack in the first Charger game and had half a sack in the season finale at Atlanta (12/24).

1999: McGlockton started all 16 games and recorded 81 tackles (37 solo), 1.5 sacks, one interception and forced and recovered a fumble. He had nine stops and five QB pressures in the season opener at Chicago. McGlockton recovered a fumble and had a career-high seven QB pressures against New England (10/10), and intercepted a Peyton Manning pass at Indianapolis (11/7) and returned it 30 yards. He sacked Rich Gannon at Oakland (11/28) and recorded half a sack on Jon Kitna at Seattle (12/26).

OFF THE FIELD

McGlockton was a finalist for the December NFL "Extra Effort" Award last year, in recognition of outstanding contributions in the community. He spearheaded a holiday benefit for 60 families from Decatur Place and Sun Valley, two separate housing projects in the Denver metro area. McGlockton made a sizable financial contribution and recruited the aid of teammates John Mobby and Trevor Pryce, who also donated money to the cause. These donations enabled the families to shop for holiday items, including food and gifts, at a local area Super K-Mart. Transportation was provided to and from the store and all families received a special gift card. He also raises money through the Chester McGlockton Foundation for various charities in his home state of North Carolina, and has served as a spokesman for Big Brothers/Big Sisters and the Kansas City Community Blood Center. He chaired the Chiefs' Blood Drive in 1999, which was the largest drive in the history of the Kansas City Community Blood Center.

1998: McGlockton played in 10 games (nine starts) in his first year with the Chiefs and posted 35 tackles (26 solo), one forced fumble, one recovered fumble, one sack and 20 QB pressures. He missed the first six games of the year after undergoing lumbar micro-endoscopic surgery on Sept. 5th. McGlockton's streak of 80 consecutive starts was snapped when he was listed as inactive against the Raiders (9/6). He had five tackles against Pittsburgh (10/26), the Jets (11/1) and Denver (11/16), and recovered a fumble at San Diego (11/22). McGlockton sacked John Elway at Denver (12/6) and then forced a fumble in the season finale at Oakland (12/26).

1997: McGlockton started all 16 games in his last season with the Raiders, earning his fourth consecutive Pro Bowl appearance. He had 66 tackles (57 solo), 4.5 sacks, five pass breakups, one forced fumble and two fumble recoveries. McGlockton's first fumble recovery came against Kansas City (9/8) and his forced fumble came at the Jets (9/21). His second fumble recovery came against Carolina (11/23) when he scored his only professional touchdown on a 66-yard return. McGlockton had sacks against San Diego (10/5), Denver (10/19), again against Denver (11/24) and against Kansas City (12/7).

1996: McGlockton started all 16 games, earning his third straight Pro Bowl berth. He recorded 64 tackles (60 solo), eight sacks, six pass breakups and four forced fumbles. McGlockton had a two-sack game on against Kansas City (12/7) and also had 11 stops Minnesota (11/17).

1995: McGlockton started all 16 games in the Raiders' first year back in Oakland, posting 56 tackles (40 solo), two forced fumbles, two fumble recoveries, 7.5 sacks and four passes defended. He had four tackles, two sacks and a forced fumble at Washington (9/10). McGlockton also recorded two sacks at Kansas City (9/7) and 1.5 sacks against Indianapolis (10/22).

1994: McGlockton started all 16 games and was voted to his first Pro Bowl, recording 61 tackles (47 solo), a career-high nine sacks, three forced fumbles and one fumble recovery. He had two sacks against Seattle (9/11) and added two sacks, eight tackles, two forced fumbles and one fumble recovery against Houston (10/30). He also had seven stops against Kansas City (12/24).

1993: McGlockton started all 16 games and recorded 78 tackles (60 solo), seven sacks, his first career interception and one fumble recovery. His pick came against Cleveland (9/19). McGlockton also had a monster day at Cincinnati (11/28), recording a career-high 13 tackles and two sacks. He was inactive for the Raiders' playoff loss at Buffalo (11/5/94) after starting in the Raiders' playoff win over Denver (1/9/94).

1992: McGlockton played in 10 games as a rookie with the Raiders. He missed the first six games recovering from a preseason injury. He had 18 stops (14 solo) and three sacks. McGlockton's best game of the year came against Denver (11/22) when he recorded three tackles and one sack. He was the Raiders' first-round pick (16th overall) after entering the draft after his junior season.

COLLEGE: McGlockton was a three-year letterman at Clemson (1989-91). He was named All-America and Atlantic Coast Conference Lineman of the Year as a junior in 1991 when he recorded 67 tackles, seven sacks and 18 tackles for losses of 61 yards in 19 starts. He played all 11 games as a sophomore, racking up 58 tackles, 6.5 sacks and 11 tackles for losses of 51 yards. McGlockton made three bowl appearances in his Tigers career. He majored in human resource development at Clemson, and entered the NFL Draft after his junior season.

PERSONAL: McGlockton was a four-year letterman at Whiteville (N.C.) High School, where he played defensive line, linebacker and tight end. He was an All-American as a senior when he led his school to the state title and was an all-conference selection his final three years. McGlockton played in the state Shrine Bowl following his senior year. He also caught 18 passes for seven touchdowns and had nine interceptions or fumble recoveries for touchdowns during his prep tenure. McGlockton posted 20 total interceptions and had 20 touchdown catches during his high school career. He also earned three letters as a basketball forward, taking home all-conference honors as a senior. He also earned three letters as a shot putter on the track team. McGlockton was a finalist for the December NFL "Extra Effort" Award last year, in recognition of outstanding contributions in the community. He spearheaded a holiday benefit for 60 families from Decatur Place and Sun Valley, two separate housing projects in the Denver metro area. McGlockton made a sizable financial contribution and recruited the aid of teammates John Mobby and Trevor Pryce, who also donated money to the cause. These donations enabled the families to shop for holiday items, including food and gifts, at a local area Super K-Mart. Transportation was provided to and from the store and all families received a special gift card. He also raises money through his Chester McGlockton Foundation for various charities in his home state of North Carolina. He has also served as a spokesman for Big Brothers/Big Sisters and the Kansas City Community Blood Center. He also chaired the Chiefs Blood Drive in 1999, which was the largest drive in the history of the Kansas City Community Blood Center. Chester and his wife, Zina, have a daughter, Skylar Cierra (1). Chester was born in Whiteville, N.C., Sept. 16, 1969.

MCGLOCKTON'S REGULAR SEASON RECORD

Year	Club	G	S	UT	A	TT	S-Yds.	I-Yds.	PD	FF	FR	TD-Int.	TD-FR	S	Pts.
1992	Oakland	10	0	14	4	18	3-21	0-0	0	0	0	0	0	0	0
1993	Oakland	16	16	60	18	78	7-41	1-19	0	0	1	0	0	0	0
1994	Oakland	16	16	47	14	61	9.5-63.5	0-0	4	3	1	0	0	0	0
1995	Oakland	16	16	40	16	56	7.5-51	0-0	4	2	2	0	0	0	0
1996	Oakland	16	16	60	4	64	8-45	0-0	6	4	0	0	0	0	0
1997	Oakland	16	16	57	9	66	4.5-27	0-0	5	1	2	0	1	0	6
1998	Kansas City	10	9	26	9	35	1-9	0-0	1	1	1	0	0	0	0
1999	Kansas City	16	16	37	44	81	1.5-3	1-30	3	1	1	0	0	0	0
2000	Kansas City	15	15	44	26	70	4.5-15	0-0	2	1	0	0	0	0	0
2001	Denver	16	16	39	4	43	1-8	2-17	3	1	0	0	0	0	0
CAREER TOTALS		147	136	424	148	572	47.5-283.5	4-66	28	14	8	0	1	0	6

MCGLOCKTON'S POSTSEASON RECORD

Year	Club	G	S	UT	A	TT	S-Yds.	I-Yds.	PD	FF	FR	TD-Int.	TD-FR	S	Pts.
1993	Oakland	1	1	0	0	0	0-0	0-0	0	0	0	0	0	0	0

MCGLOCKTON'S SINGLE-GAME HIGHS

Most Tackles — 13 at Cincinnati, 11/28/93. **Most Sacks** — 2, six times, last vs. Kansas City, 12/9/96. **Most QB Pressures** — 7 vs. Detroit, 9/26/99 and vs. New England (10/10/99). **Most Interceptions** — 1 vs. Seattle, 12/9/01; vs. Baltimore, 9/30/01; vs. Cleveland, 9/19/93 and at Indianapolis, 11/7/99. **Most Forced Fumbles** — 2 vs. Houston, 10/30/94.



WILLIE MIDDLEBROOKS  **CORNERBACK**

6-1 • 200 • 2ND YR. • MINNESOTA

BORN: February 12, 1979 in Miami, Fla.
HIGH SCHOOL: Homestead High School, Homestead, Fla.
RESIDES: Aurora, Colo.
ACQUIRED: Draft #1 (24th overall), 2001
PRO YEAR: 2nd • **YEAR WITH BRONCOS:** 2nd
NFL GAMES PLAYED/STARTED: 8/0

23

Willie Middlebrooks enters his second NFL season looking to fulfill the promise that made him the Broncos' No. 1 draft choice a year ago. Beseet by nagging injuries throughout his rookie season, he played in just eight games, but is now healthy and ready to shine in 2002. He underwent ankle surgery in March to clean up bone spurs and calcium deposits. Middlebrooks will compete for playing time at cornerback behind starters Deltha O'Neal and Denard Walker. He was the 24th overall selection in the 2001 NFL Draft out of Minnesota.

2001: Middlebrooks played in eight games on special teams. He saw action in the first four games, was declared inactive for seven of the next eight and then played in each of the final four games: vs. Sea., 12/9; at K.C., 12/16; vs. Oak., 12/30 and at Ind. (1/6). He was active but did not play at S.D., 10/21.

COLLEGE: Middlebrooks was a three-year starter and first-team All-Big Ten selection in 2000 at Minnesota. He entered the NFL Draft after his junior season, having played in 30 games (26 starts) and tallied 127 tackles (112 solo), four interceptions (55 ret. yds.; 1 TD), 30 passes defended and one fumble recovery. He missed the final portion of his last season because of a broken left fibula suffered in the eighth game. Middlebrooks was voted second-team All-Big Ten as a sophomore, and redshirted in 1997. He was an inter-college programs major.

PERSONAL: Middlebrooks was the District 16-6A Most Valuable Player and named to the All-Dade County team and first-team Class 6A all-state team as a senior cornerback at Homestead (Fla.) High School. He recorded 97 tackles with three interceptions and recovered three fumbles. One of his prep highlights was an interception to clinch a win vs. South Dade during his junior year. Middlebrooks was a three-year letterwinner on the gridiron and was an honorable mention all-state performer in track. Willie Frank Middlebrooks was born Feb. 12, 1979 in Miami, Fla.

MIDDLEBROOKS' REGULAR SEASON RECORD

Year	Club	G	S	UT	A	TT	S-Yds.	I-Yds.	PD	FF	FR	TD-Int.	TD-FR	S	Pts.
2001	Denver	8	0	0	0	0	0-0	0-0	0	0	0	0	0	0	0

JOHN MOBLEY  **LINEBACKER**

6-1 • 236 • 7TH YR. • KUTZTOWN (PA.)

BORN: October 10, 1973 in Chester, Pa.
HIGH SCHOOL: Chichester High School, Chester, Pa.
RESIDES: Parker, Colo.
ACQUIRED: Draft #1 (15th overall), 1996
PRO YEAR: 7th • **YEAR WITH BRONCOS:** 7th
NFL GAMES PLAYED/STARTED: 81/79 • **POSTSEASON:** 9/9

51



John Mobley has been a steady anchor of the Broncos' defense

since bursting onto the scene in his rookie season of 1996, and has posted at least 132 tackles and led the team in four of his six seasons in the NFL. The only exceptions were a stellar rookie campaign with 93 stops and an injury-shortened 1999 season in which he played in only two games. Mobley will start at strongside linebacker this year after six years at weakside. He overcame a major obstacle in 2000 as he successfully came back from a torn anterior cruciate ligament, and has led the Broncos in tackles each of the past two seasons with 133—both of which rank only behind his career-best 162 stops in 1997, when he earned All-Pro honors and helped fuel Denver's back-to-back World Championship run. Mobley has an incredible knack for finding the football and is a devastating hitter once he does. He has started 79 of the 81 games in which he has played and posted 666 tackles (487 solo), including 9.5 sacks (-54), with 39 passes defended, nine forced fumbles, five fumble recoveries and five interceptions (45 ret. yds.). He has scored one touchdown, on a 13-yard interception return in 1997 (vs. N.E., 10/6), and earned his first All-NFL honors that season with selections by the Associated Press, *The Sporting News*, *Pro Football Weekly*, *Football Digest* and *College & Pro Football Newsweekly*. Mobley has one AFC Defensive Player of the Week award on his résumé, winning the honor for Week Six of the '97 season. He was named to the NCAA Division II Football Team of the Quarter Century (1973-1997) in 1998, joining the likes of Pro Football Hall of Famer Walter Payton and All-Pro performers Brent Jones, John Randle, Darrell Green and Greg Lloyd, and was added to his high school's Wall of Fame (Chichester HS/Chester, Pa.) in 2001. Mobley entered the NFL in 1996 as the Broncos' first-round draft choice (No. 15 overall) out of Kutztown.

2001: Mobley started all 16 games at weakside linebacker and led the team in tackles for the fourth time in the last five years (also 1997-98, 2000) with 133 (101 solo), including one sack (-6), while also adding an interception, three passes defended, two forced fumbles and three fumble recoveries. He also made four tackles on special teams. Mobley and Al Wilson were voted defensive captains for the second half of the season, joining Bill Romanowski. For the fourth time in as many weeks, Mobley led the team in tackles in the season finale at Ind. (1/6) with a season-best 13 (12 solo). A week earlier vs. Oak. (12/30) he tied with Eric Brown for game honors with 10 stops (7 solo), following an 11-tackle effort (7 solo) at K.C. (12/16). Mobley registered a team-high nine tackles vs. Sea. (12/9), while also making one on special teams. He recorded eight tackles (4 solo) at Mia. (12/2) and forced a fumble in the 2nd qtr. by Dolphins running back Lamar Smith that was recovered by Eric Brown. Mobley posted five solo tackles at Dal. (11/22), with two for losses, and also recovered a fumble that he returned 8 yds. to the Cowboys' 4-yd. line to set up a Broncos touchdown. Mobley registered his only sack of the season vs. Wash. (11/18), taking down Kent Graham on a 3rd-and-9 play for a 6-yd. loss. He also posted six tackles in the game and recovered his second fumble of the season. Mobley added to the Broncos' momentum vs. S.D. (11/11) with a 17-yd. interception deep in Chargers territory that set up a touchdown to lead the Broncos into the half with a 20-0 lead. He also registered four solo tackles, one for a loss. Mobley landed six tackles at Oak. (11/5), raising his career total to 600, while knocking down his third pass in as many weeks. He led the team in tackles with 11 vs. N.E. (10/28), while knocking down one pass. At S.D. (10/21) Mobley posted a then-season-high 12 tackles (10 solo), caused one fumble and had one pass break-up. At Sea. (10/14), Mobley posted eight tackles and recovered a fumble inside the Broncos 10-yd. line to thwart a Seahawks scoring opportunity. He made eight stops (6 solo) at Ariz. (9/23) after opening the season vs. the Giants (9/10) with a team-high nine tackles (7 solo).

2000: Mobley played in 15 games and started 14 at weakside linebacker, and led the team in tackles with 133 (92 solo), including two sacks (-16), while also adding two forced fumbles, an interception and a team-leading 10 passes defended. He also had two tackles on special teams.

OFF THE FIELD

John has served as spokesperson for the Broncos Bunch Kids Club, while also being involved in the Newspaper in Education program. He is also host to the annual John Mobley Football Camp.

Mobley posted a career-high 16 tackles at K.C. (12/17), and forced a fumble. His previous best was 15 tackles, accomplished twice in 1997 (Sept. 21 vs. Cin., and Oct. 6 vs. N.E.). Mobley did not start but saw significant action at N.O. (12/3) just six days after having surgery on his right thumb. Glenn Cadrez started in his place as Mobley played with a large cast on his hand and still managed to post five solo tackles. Mobley's first sack came at Sea. (11/26) on Brock Huard (-5) in the game in which he fractured his thumb. He underwent surgery Nov. 27 to insert a pin in the thumb. His second sack came in the finale vs. S.F. (12/23) when he dropped Jeff Garcia for an 11-yd. loss. Mobley posted a then-season-high 14 tackles vs. N.E. (10/1), a week after posting his previous high of 12 tackles vs. K.C. (9/24). His interception came at Oak. (9/17) on the Raiders initial possession of the second half, with the score tied 24-24. Mobley intercepted the ball in the end zone and turned the momentum for the Broncos as the defense shut out the Raiders in the second half. He started his first game in nearly a year in Week 2 vs. Atlanta (9/10) and led the team with 10 tackles (6 solo) and two passes defended. Mobley was declared inactive (Mon.) for Denver's Week 1 clash at St. Louis (9/4), as he continued to recover from arthroscopic knee surgery (right). Mobley began training camp on schedule with the club after season-ending knee surgery in 1999, but underwent arthroscopic surgery on his right knee Aug. 4 and missed all four preseason games. Mobley started at weakside linebacker in the AFC Wild Card Game at Balt. (12/31) and posted six solo tackles.

1999: Mobley was placed on injured reserve Sept. 22 after suffering a season-ending tear of his right anterior cruciate ligament in the 1st qtr. of Denver's Week 2 loss at K.C. (9/19). He underwent surgery Sept. 28. Mobley started at weakside linebacker in each of the first two games and posted 13 tackles (10 solo) with one pass defended. He led the team in the opener with 11 stops (9 solo).

1998: Mobley started at weakside linebacker in 15 of the 16 games and led the team for the second straight year with 132 tackles (105 solo), including one sack (-7), two forced fumbles, one fumble recovery, one interception and a career-best 13 passes defended, third-most on the team. The sack came at Oakland (9/20) in the fourth quarter. He has also recorded six tackles on special teams (high of 2 at Miami, 12/21 and vs. Phila., 10/4). Mobley recorded double-figure tackle totals in back-to-back games early in the season (11 vs. Dallas, 9/13; and 10 at Oakland, 9/20), and strung together three more later in the season (12 vs. S.D., 11/8; 10 at K.C., 11/16 and 12 vs. Oak., 11/22). Overall he posted no fewer than five tackles in every game of the season. Mobley strained his right hamstring in practice Sept. 24, but was able to start at Washington three days later. His only non-start came at Seattle (10/11) when the Seahawks opened the game in a three-wide receiver alignment. Mobley recorded seven tackles (5 solo) at Cincinnati (11/1), to go along with a forced fumble and a career-high four passes defended. He stepped up big and stripped Bengals RB Corey Dillon of the ball at the Broncos' 3-yd. line late in the 1st qtr., as Bill Romanowski fell on the fumble to squelch a potential Cincinnati scoring drive. Mobley posted a season-high 12 tackles the next week vs. San Diego (11/8), including 10 solo stops, and tied his season high vs. Oakland (11/22), including 9 solo stops. His third career interception came at San Diego (11/29), on an errant Craig Whelihan pass late in the first half. Mobley's fumble recovery came at the Giants (12/13) in the 4th qtr. after WR Ike Hilliard lost control of the football. He missed the preseason finale (at Tenn., 8/29) to rest a hyperextended left knee, injured vs. Green Bay (8/24). Mobley started at weakside linebacker in all three postseason games and tied for fourth on the team with 14 tackles (10 solo), including one sack (-6), as well as two passes defended and a fumble recovery. In the AFC Divisional Playoff Game vs. Miami (1/9) he made two solo tackles with one pass defended. He contributed nine tackles (7 solo) in the AFC Championship Game vs. the Jets (1/17), along with a pass defended and his one fumble recovery, which came after Bill Romanowski knocked the ball out of Keith Byars' hands at the Broncos' 13-yd. line. Mobley's first career postseason sack came in Super Bowl XXXIII vs. Atlanta, among three total tackles (1 solo). The sack of Chris Chandler came midway through the 3rd qtr. for a 6-yd. loss.

1997: Mobley — named first-team All-NFL by the Associated Press, *The Sporting News*, *Pro Football Weekly* and *Football Digest*; and second-team by *College & Pro Football Newsweekly* — started all 16 games at weakside linebacker and continued to blossom in his second NFL season, putting together a performance as outstanding as that of any other linebacker in the NFL. He led the team with 162 tackles (113 solo), including four sacks (-23), one interception which he returned for a touchdown (13 yds.), three forced fumbles, one fumble recovery and eight pass breakups, while also adding seven tackles on special teams. He posted double-figures in tackles a remarkable nine times in 16 games. In the regular season opener vs. Kansas City Mobley led the team with nine tackles (6 solo) in Denver's 19-3 victory. The game held extra significance for Mobley, as his father, Lee, watched him play in person for the first time since his sophomore year in high school (1990). Lee has been in a nursing home for seven years since suffering a stroke.

The following week at Seattle (9/7) he made five tackles (3 solo) and one pass defended in Denver's 35-14 win. The next week vs. St. Louis (9/14) he recorded his first sack of the year (-4), among seven tackles (5 solo) he made on the day. In Week Three vs. Cincinnati (9/21) Mobley registered a career-high 15 tackles (11 solo) in an outstanding performance that included his second sack of the season (-3) and a pass breakup. On Monday Night Football vs. New England (10/6) he had the best all-around game of his young career, tying a personal best with 15 tackles (12 solo; career high), snaring his second career interception and returning it 13 yards for a touchdown for a 14-0 lead, causing a fumble, breaking up a pass and making a tackle on special teams in Denver's 34-13 victory. His efforts were recognized with AFC Defensive Player of the Week honors from the NFL. He wasted no time making an impact on the game, ending the Patriots game-opening drive at the Broncos' 28-yard line when he knocked the ball loose from Terry Glenn after a 19-yard reception, setting up the Broncos first touchdown. He then scored the second himself when he picked off a Drew Bledsoe pass and waltzed 13 yards into the end zone for his first professional touchdown, igniting a fired-up Mile High Stadium crowd of 75,821. On Nov. 2 vs. Seattle he posted a team-high 13 tackles (11 solo), while also adding another on special teams in Denver's 30-27 victory. On Nov. 9 vs. Carolina he had another fine all-around day with seven tackles (3 solo), including a sack (-12), and the first fumble recovery of his career. His sack of Kerry Collins came in the first quarter, and early in the second quarter he pounced on a fumble caused by Allen Aldridge, halting a Panthers scoring threat at the Denver 10-yard line. The next Sunday at Kansas City (11/16) he posted his fifth double-figure tackle total of the season, recording 10, including a team-high eight solos in Denver's 24-22 loss. Against Oakland on Monday Night Football (11/24), Mobley had another outstanding performance in prime time, posting 10 tackles (8 solo), including his fourth sack of the year (-4), to go along with two pass breakups. He also forced a fumble by Napoleon Kaufman early in the third quarter after he chased down the speedy Kaufman from behind in the backfield, setting up a recovery by Mike Lodish at the Raiders 28. The Broncos responded with a field goal to up their lead to 24-3. The next Sunday at San Diego (11/30) he tied for the team-lead with nine tackles (6 solo), while adding a forced fumble and a pass breakup. He posted a team-high 12 tackles (5 solo) with one pass defended at Pittsburgh (12/7), and led the team again the following week at San Francisco on Monday Night Football (12/15) with 10 tackles (8 solo), while also adding one more on special teams. He closed out the regular season vs. San Diego (12/21) by posting a team-high 12 tackles (8 solo), while also adding one more on special teams. In the postseason Mobley started all four games at weakside linebacker and led the team with 24 tackles (21 solo), in addition to two passes defended and one special teams tackle. In the AFC Wild Card Playoff vs. Jacksonville (12/27) Mobley started at weakside linebacker and led the team with six tackles (4 solo). In Denver's 14-10 AFC Divisional Playoff at Kansas City (1/4/98), he led the team with seven solo tackles. In the AFC Championship Game at Pittsburgh (1/11) he posted five tackles (4 solo) with one pass defended, and also added one tackle on special teams in Denver's 24-21 victory. In Super Bowl XXXII vs. Green Bay (1/25) Mobley posted six solo tackles with one very huge pass defended in Denver's 31-24 victory. The pass breakup occurred on fourth-and-six from Denver's 31-yard line with 32 seconds remaining. Mobley stepped in front of Brett Favre's aerial that was intended for Mark Chmura and knocked it to the ground to seal Denver's first ever world championship.

1996: Mobley turned in an outstanding rookie season, starting all 16 regular season games and the Broncos' one playoff contest at weakside linebacker. He was named to NFL All-Rookie teams selected by *Pro Football Weekly*, *Football News* and *College & Pro Football Newsweekly*, finishing fifth on the team with 93 tackles (67 solo) and 1.5 sacks (-2). Mobley also broke up four passes, intercepted another (at Minnesota, 11/24) and added four tackles on special teams. He registered a season-high 12 tackles (9 solo) at Cincinnati (9/29), including his first career sack as he dropped Bengals quarterback Jeff Blake. He also came up big at New England (11/17), leading the team with eight solo tackles to spearhead a defensive effort that limited the Patriots' rushing attack to 17 yards in a 34-8 win. At Green Bay (12/8), Mobley made seven tackles (3 solo), knocked down two passes and combined with Michael Dean Perry for the Broncos' only sack of Brett Favre. Mobley remained injury-free much of the season, missing significant time only during the San Diego game (10/6) when he strained a groin muscle in the first half. He started his first postseason game against Jacksonville (1/4/97) and came up with eight tackles (6 solo) and one pass defended. Mobley entered training camp second on the depth chart at weakside linebacker, but quickly cemented a starting position after producing a 14-tackle performance (12 solo) in the preseason opener at San Francisco (8/3). In that game, Mobley was all over the field in the second half and delivered a hit on Gino Torreta that knocked the 49ers' signal-caller out of the game. He finished the preseason with 19 tackles (16 solo), one interception and three pass break-ups.

COLLEGE: Mobley was a two-time Division II All-American (first-team 1995, second-team 1994), and was named Division II Player of the Year as a senior at Kutztown in 1995 by *The Poor Man's Guide to the NFL Draft*. He is the only player in the history of the Pennsylvania State Athletic Conference to named All-PSAC on both offense and defense. Mobley started all 41 games during his four-year career and made 387 tackles (198 solo), recovered eight fumbles, forced four, made eight interceptions with 22 pass deflections, registered 20 sacks (-169) and made 21 tackles-for-loss (-91). Offensively he carried the ball 12 times for 17 yards and five touchdowns, returned seven kickoffs for 226 yards (32.3) with a long of 69 yards, and returned 15 punts for 202 yards (13.5) with a long of 51 yards. In 1998 he was named to the NCAA Division II Football Team of the Quarter Century (1973-1997), joining the likes of Pro Football Hall of Famer Walter Payton and All-Pro performers Brent Jones, John Randle, Darrell Green and Greg Lloyd. Mobley was a telecommunications major. The school retired his No. 9 jersey May 11, 1999 on "John Mobley Day" at the university, as declared by the Borough of Kutztown and the Pennsylvania State Senate.

PERSONAL: Mobley earned third-team all-state, second-team All-Suburban and first-team All-Delco honors at Chichester High school in Chester, Pa. He and his wife, Rebecca, have two daughters, Jasmine (11) and Kameron Yvonne (4), and a son, Tyson Lee (12/21/01). The family makes its home in Parker, Colo. John Ulysses Mobley was born October 10, 1973 in Chester, Pa.

MOBLEY'S REGULAR SEASON RECORD

Year	Club	G	S	UT	A	TT	S-Yds.	I-Yds.	PD	FF	FR	TD-Int.	TD-FR	S	Pts.
1996	Denver	16	16	67	26	93	1.5-2	1-8	4	0	0	0	0	0	0
1997	Denver	16	16	112	50	162	4-23	1-13t	8	3	1	1	0	0	6
1998	Denver	16	15	105	27	132	1-7	1-(-2)	13	2	1	0	0	0	0
1999	Denver	2	2	10	3	13	0-0	0-0	1	0	0	0	0	0	0
2000	Denver	15	14	92	41	133	2-16	1-9	10	2	0	0	0	0	0
2001	Denver	16	16	101	32	133	1-6	1-17	3	2	3	0	0	0	0
CAREER TOTALS		81	79	487	179	666	9.5-54	5-45	39	9	5	1	0	0	6

ADDITIONAL STATISTICS: Returned an interception 13 yards for a touchdown vs. New England (10/6/97). Special teams tackles — 1996 (2), 1997 (7), 1998 (6), 2000 (2), 2001 (4), TOTAL (21).

MOBLEY'S POSTSEASON STATISTICS

Year	Club	G	S	UT	A	TT	S-Yds.	I-Yds.	PD	FF	FR	TD-Int.	TD-FR	S	Pts.
1996	Denver	1	1	6	2	8	0-0	0-0	1	0	0	0	0	0	0
1997	Denver	4	4	21	3	24	0-0	0-0	2	0	0	0	0	0	0
1998	Denver	3	3	10	4	14	1-6	0-0	2	0	1	0	0	0	0
2000	Denver	1	1	6	0	6	0-0	0-0	0	0	0	0	0	0	0
CAREER TOTALS		9	9	43	9	52	1-6	0-0	5	0	1	0	0	0	0

ADDITIONAL STATISTICS: Special teams tackles — 1997 (1).



SCOTTIE MONTGOMERY  **WIDE RECEIVER**

6-1 • 195 • 3RD YR. • DUKE

BORN: May 26, 1978 in Shelby, N.C.
HIGH SCHOOL: Burns High School, Cherryville, N.C.
RESIDES: Cherryville, N.C.
ACQUIRED: Free Agent, 2000
PRO YEAR: 3rd • YEAR WITH BRONCOS: 3rd
NFL GAMES PLAYED/STARTED: 12/0

83

Scottie Montgomery seeks in 2002 to distinguish himself among a deep and talented group of receivers on the Broncos roster. He has spent portions of the past two seasons on the active roster, between stints on the practice squad, and looks to take the next step in his career progression. He initially joined the Broncos Sept. 13, 2000 by signing to the practice squad, and was elevated to the active roster Oct. 21 of that year. Montgomery then spent the first six weeks of the 2001 season on the practice squad before being signed Oct. 23 and playing in eight of the final 10 games. In 12 career games he has caught 12 passes for 109 yds. (9.1) with a long of 23. Montgomery played in four games as a rookie and caught one pass to go with his two special teams tackles. He entered the NFL in 2000 with Carolina as a rookie free agent from Duke, but was waived at the end of training camp.

2001: Montgomery was signed from the practice squad to the active roster Oct. 23 and played in eight of the 10 remaining games, catching 11 passes for 99 yds. (9.0) with a long of 23. He caught a career high four passes vs. Oak. (12/30) for 34 yards (8.5), including one for 13 yds. on 3rd-and-8 from the Oak. 25, on which he caught the pass short of the first-down marker and fought his way through several tackles. Montgomery caught one pass for 10 yds. vs. Sea. (12/9) and set his pre-

vious career high for receptions a week earlier at Mia. (12/2), catching three passes for 17 yds. (5.7) with a long of 6. He was declared inactive at Dal. (11/22) and vs. Wash. (11/18) because of a knee sprain suffered the week before vs. S.D. (11/11). He had one catch for 23 yds. in the S.D. game—his career long and then-best single-game yardage total—but suffered a first degree sprain of his medial collateral ligament and missed time in the second half. In his first outing, vs. N.E. (10/28), he caught two passes for 15 yds. (7.5) with a long of 18. Montgomery spent the first six weeks of the season on the Broncos' practice squad.

2000: Montgomery was signed to the Broncos' active roster from the practice squad Sat., Oct. 21 and played in four games, making one catch for 10 yds. and posting two special teams tackles. He played in his first NFL game at Cincinnati the day after his signing, seeing action on special teams. Montgomery was declared inactive (Sun.) at the Jets (11/5), then played again vs. Oak. (11/13) and recorded his first special teams tackle. He was inactive for the next four games, missing three of the contests due to a right medial knee sprain suffered in practice. He played in his third game at K.C. (12/17) and posted a special teams tackle, then closed the season seeing extensive action on offense vs. S.F. (12/23) and logging his first NFL catch (10 yds.). Montgomery was declared inactive for the AFC Wild Card Game at Balt. (12/31). Denver signed Montgomery to the practice squad Sept. 13, after he had spent the preseason with Carolina, with whom he signed as an undrafted free agent.

COLLEGE: Montgomery finished his career at Duke as the school's second-leading all-time receiver with 171 catches for 2,379 yards and 13 touchdowns. He caught 51 balls for 819 yards and five scores during his senior campaign. He also scored once on a kickoff return. Montgomery was a teammate of former Blue Devil and current Texas Longhorn Kyle Shanahan, son of Broncos head coach Mike Shanahan, and was also a teammate of Broncos safety Darius Clark.

PERSONAL: Montgomery was a defensive back and wideout at Burns High School in Cherryville, N.C. Scottie Austin Montgomery was born May 26, 1978 in Shelby, N.C.

MONTGOMERY'S REGULAR SEASON RECORD

Year	Club	RECEIVING										SCORING			
		G	S	No.	Yds.	Avg.	LG	TD	TD	TDr	TDp	TDrt	2pt	Pts.	
2000	Denver	4	0	1	10	10.0	10	0	0	0	0	0	0	0	0
2001	Denver	8	0	11	99	9.0	23	0	0	0	0	0	0	0	
CAREER TOTALS		12	0	12	109	9.1	23	0	0	0	0	0	0	0	

ADDITIONAL STATISTICS: Special teams tackles — 2000 (2), 2001 (1), TOTAL (3).

MONTGOMERY'S SINGLE-GAME HIGHS

Most receptions — 4 vs. Oakland, 12/30/01. **Most receiving yardage** — 34 vs. Oakland, 12/30/01. **Longest reception** — 23 vs. San Diego, 11/11/01.



MICHAEL MOORE  **GUARD**

6-2 • 318 • 3RD YEAR • TROY STATE

BORN: November 1, 1976 in Fayette, Ala.
HIGH SCHOOL: Fayette County High School, Fayette, Ala.
RESIDES: Englewood, Colo.
ACQUIRED: Free Agent, 2001
PRO YEAR: 3rd • YEAR WITH BRONCOS: 2nd
NFL GAMES PLAYED/STARTED: 5/1

69

Michael "Mookie" Moore brings outstanding size and athletic ability to the Broncos as he competes for a spot on the roster to provide depth on the offensive line. He originally signed with the Broncos late last season (12/24/01) and was declared inactive for the season's final two games. In his third year out of Troy State, Moore has played in five career games (one start), all in his rookie season with Washington (2000). He was selected by the Redskins in the fourth round of the 2000 NFL Draft (129th overall).

2001: Moore signed with the Broncos Dec. 24 and was declared inactive for both of Denver's remaining games, vs. Oak. (12/30) and at Ind. (1/6). He was with the Washington Redskins in training camp, but was waived in the final cutdown (9/2).

2000: Moore played in five games and started one in his rookie season with the Redskins. He saw his first NFL action in a reserve role at Jacksonville (10/22), and made his first career start in the season-finale vs. Ariz. (12/24), replacing the injured Keith Sims. Moore's other reserve action came vs. Tenn. (10/30), vs. Phila. (11/26) and at Pitt. (12/16).

COLLEGE: Moore allowed only three sacks and six quarterback pressures in his senior season at Troy (Ala.) State in 1999, when he started all 11 games at left tackle and posted a team-high 179 knockdown blocks. Before transferring to Troy State he lettered three seasons at Alabama, where he played right guard.

PERSONAL: Moore played both offense and defense at Fayette County High School in Fayette, Ala., earning prep All-America honors. On defense he posted 10 sacks as a junior. Michael and his wife, Cathy, make their home in Englewood, Colo.

MOORE'S REGULAR SEASON RECORD

Year	Club	G	S
2000	Washington	5	1



ROB MOORE  **WIDE RECEIVER**

6-3 • 204 • 13TH YEAR • SYRACUSE

BORN: September 27, 1968 in Hempstead, N.Y.
HIGH SCHOOL: Hempstead High School, Hempstead, N.Y.

RESIDES: Montclair, N.J.

ACQUIRED: Free Agent, 2002

PRO YEAR: 13th • **YEAR WITH BRONCOS:** 1st

NFL GAMES PLAYED/STARTED: 153/150 • **POSTSEASON:** 3/3

85

Rob Moore signed with the Broncos in the offseason (April 1), as the club sought an experienced third wide receiver to complement starters Ed McCaffrey and Rod Smith. A 12-year NFL veteran, Moore has played previously with Arizona (1995-2001) and the New York Jets (1990-94). He was released by the Cardinals Feb. 27, 2002, after spending much of the past two seasons on injured reserve with knee and hamstring injuries. Moore has started 150 of his 153 career games and caught 628 passes for 9,368 yards (14.9) and 49 touchdowns, including three 1,000-yard receiving seasons (1994, 1996-97) and 23 100-yard games. His best season came in 1997 with the Cardinals when he set career highs for receptions (97), yards (1,584) and touchdowns (8), and posted eight 100-yard games. Moore ranks 19th on the NFL's all-time list for receiving yards and 23rd in career receptions. The 6-3, 204-pound receiver has also added 15 catches for 202 yards (13.5) in three postseason games, and has been voted to two Pro Bowls, following the 1994 and '97 seasons. Moore missed the entire 2000 season after tearing the anterior cruciate ligament in his left knee in a preseason game at Minnesota (Aug. 18). Last season he was declared inactive for the first 10 games because of an injury to his right hamstring, and was placed on injured reserve Nov. 30. Moore was drafted out of Syracuse by the Jets in 1990 in the first round of the supplemental draft and played five seasons with the club. He was traded to the Cardinals April 21, 1995, for running back Ronald Moore and two 1995 draft choices (1st round, 4th round).

2001: Moore was inactive for the first 10 games because of a nagging right hamstring injury, and was then placed on injured reserve Nov. 30.

2000: Moore spent the entire season on injured reserve after tearing the anterior cruciate ligament in his left knee in a preseason game at Minnesota (Aug. 18).

1999: Moore joined the Cardinals three days prior to the season opener at Philadelphia, and despite a nagging hamstring injury still led the team with five touchdown catches and a 16.8-yard average per catch, the latter being the second-best figure of his career. He caught a career-low 37 receptions for 621 yds. on the season after missing training camp and preseason during contract negotiations. Despite just one day of practice, Moore made a clutch 20-yard sliding touchdown grab from quarterback Jake Plummer with four minutes left in the Phila. game (9/12) by splitting the cornerback and the safety on a quick slant in a 25-24 win. He set up the score two plays earlier with a diving catch for a 47-yard gain to the Eagles's 18-yd. line. Moore had a unique outing at Miami (9/19) with receptions of 26 and 22 yds. plus inducing four pass interference calls on Dolphin defenders. His streak of 104 consecutive games with a pass reception was snapped vs. San Francisco (9/27) after leaving the game with a hamstring injury. In his first return to the Meadowlands to face his former N.Y. Jets teammates (11/7), Moore caught a 24-yarder from Dave Brown on the Cards' second play from scrimmage in first quarter for career reception no. 600, then set up the Cards' only score with 71-yard catch and run in second period, the team's longest pass play in 114 games (72 yds., Chris Chandler to Ernie Jones vs. N.Y. Giants, Oct. 11, 1992) and career-long plays for Moore and Brown. He also surpassed 9,000 career receiving yds. on the play.

1998: Moore battled through a lingering mid-season hamstring injury to start all 16 regular-season games and two postseason contests. He caught at least four passes in 10 of 16 games to finish season with 67 receptions for 982 yds. (14.7-yard average) and five touchdowns. Moore also led Cards in two postseason contests with 11 receptions for 132 yds. He had four receptions for 24 yds. vs. Chicago (10/11) to vault over the 8,000-yard career receiving mark, including a 3rd-and-7 reception for 10 yds. in the fourth quarter to keep the drive going and take time off the clock. In the Cards' fourth-quarter scoring drive and overtime he collected five passes for 85 yds. in the final 12 minutes in a 20-17 comeback win at Phila. (12/13). Moore narrowly missed the 10-catch, 100-yd. mark vs. New Orleans (12/20) with nine receptions for 97 yds. Moore caught five passes for 41 yds. in a Wild Card playoff win at Dallas (1/2/99), including four for 35 yds. in the second quarter. He made a key catch near end of first half when Jake Plummer rolled right and found Moore for 15 yds. to convert a 3rd-and-10 play with 1:10 left as the Cards followed with a field goal for a 10-0 halftime lead in an eventual 20-7 win. Moore led the Cards receivers in a divisional play-off contest at Minnesota (1/10) with six receptions for 91 yds.

1997: Moore enjoyed a career season and one of the finest receiving campaigns in Cardinals history with 97 pass receptions for 1,584 yds. (16.3) and eight touchdowns to earn his second Pro Bowl berth. The 97 receptions established a team single-season record for a wide receiver and ranked second in the NFC, while his yardage led the NFL and broke the franchise single-season mark of 1,555 yds. set by Roy Green in 1984. He doubled his previous single-season high with eight 100-yd. efforts. Moore authored a fabulous month of November with 33 receptions for 616 yds. (18.7-yard average), including 20 pass receptions of 25 yds. or more and five over 40 yds. after recording 11 and four, respectively, in 1996. In tandem with bookend receiver Frank Sanders (75 receptions), the pair's combined 172 grabs ranked second in the NFL to Detroit's duo of Herman Moore and Johnnie Morton (184). Moore and Sanders also became the first pair of Cardinal wide receivers to both crack the 1,000-yard barrier in the same season. He opened the season at Cin. (8/31) with seven receptions for 96 yds., including a leaping grab of a 37-yarder to put ball on 13-yd. line as the Cards converted for a 21-3 lead in the third period. After one catch for 11 yds. in the first half vs. Dallas (9/7), he opened with five receptions for 97 yds. in the second half. Moore had his third 100-yd. receiving day of the season with eight grabs for 108 yds., including six catches for 91 yds. in the first half vs. Minnesota (10/5). His fourth 100-yd. game of the season came at Phila. (10/19) with six grabs for 101 yds., including rookie quarterback Jake Plummer's first NFL completion on a 34-yard slant in the 4th qr. Moore had his third consecutive game with eight receptions and a career-best 188 yds. vs. Pitt. (11/30), catching a 43-yarder in the 2nd qtr., a 26-ydr. on a reverse from Sanders in the third period to set up game-tying score, and converted a 3rd-and-15 situation with a 44-yarder from Plummer in the 4th-qr. scoring drive to again tie the game at 20-20. He concluded an outstanding season with two catches for 11 yds. in the first half, then answered with five grabs for 80 yds. in the final eight minutes of fourth quarter of a 29-26 win over Atl. (12/21). During the contest he broke Roy Green's team single-season receiving yardage mark of 1,555 (1983).

1996: Moore posted 1,016 yds. receiving (58 receptions) and a 17.5-yard average per reception, the latter ranking second in the NFC behind Minnesota's Jake Reed (18.3). He had 11 pass receptions of 25 yds. or more and four of at least 40 yds. Moore had nine receptions for 143 yds., including a 24-yd. touchdown pass from Graham in a 31-28 overtime win vs. St. Louis (9/29). He also had nine grabs for 143 yds. and a score against former N.Y. Jets teammates (10/27), including a season-long 69-yarder. Moore hit the 100-yd. receiving mark in the first half with four catches in a 36-30 win over Phila. (11/24), then added five more receptions in the second half to finish with nine catches for 156 yds., his 11th career 100-yard receiving game.

1995: Moore started 15 games in his first season as a Cardinal. He ranked second to Larry Centers' record-breaking campaign with 63 pass receptions for 907 yds. (14.4-yard average) and a team-best five touchdowns. He also accounted for one two-point conversion and attempted two passes—one for an interception, the other for a 33-yd. gain. A mid-season ankle sprain required an off-season arthroscopic procedure. Moore still managed to open at receiver for the first six games and the final nine contests despite the injury. He enjoyed a "breakout" day with a career-high nine receptions for 154 yds. and a touchdown at Dal. (9/24). Moore had eight grabs for 121 yds., including several acrobatic catches, to contribute to a 40-37 overtime triumph vs. Atlanta (11/26). He added his third 100-yd. game of the season—a career first—with five grabs for 104 yds. at S.D. (12/9), punctuated by receptions of 35 and 36 yds. on back-to-back third-quarter plays. Moore joined the Cardinals from the Jets in a draft-day trade, April 21, 1995. The Jets received the Cardinals' first- and fourth-round draft choices, with which they selected DE/LB Hugh Douglas and T Melvin Hayes.

1994: Moore was voted to his first Pro Bowl with 78 pass receptions, 1,010 receiving yds., and 6 touchdowns in his final season with the Jets. He suffered a broken wrist in the second preseason game at Phil. (8/13) and played with a protective cast early in the regular season. He still managed to finish among the AFC leaders in both receptions (sixth) and receiving yds. (eighth). Moore had a superb effort in a 25-22 overtime victory against Den. (9/11), earning a game ball with nine catches for 147 yds. and a touchdown. The nine receptions tied a career high and the 147 receiving yds. were his second best total in five pro seasons. He had his fourth career 100-yd. game, and his second of the season, with 124 yds. on seven grabs vs. Miami (11/27).

1993: Moore collected 64 receptions for 843 yds. (13.2-yard average) and one touchdown. He had five games with seven or more catches and opened the season with back-to-back 100-yd. games. Moore had 140 yds. on nine grabs in the season opener vs. Den. (9/5) and followed with six catches for 124 yds. in a 24-14 victory at Miami (9/12). He suffered torn knee cartilage in the first half of game five at the L.A. Raiders (10/10), which required arthroscopic surgery. Moore had 13 grabs for 174 yds. in consecutive victories over Miami (27-10, Nov. 7) and at Indianapolis (31-17, Nov. 14). Against Dallas (12/18) he sustained a foot injury that made him inactive for the final two games of the season.

1992: Moore led the club in receiving with 50 catches for 726 yds. (14.5-yard average) and four touchdowns. He opened the season with five grabs for 99 yds. at Atlanta (9/6), including a 41-yard catch to set up a touchdown.

1991: Moore snared 70 passes for 987 yds. (14.7-yard average) and five touchdowns to crack the Jets' top 10 single-season lists. The 987 yds. led the club while 70 receptions ranked second to Al Toon (74). He caught five or more passes in 10 games and authored four receiving days of 90 yds. or more in the first half of the season. Moore had four receptions for 70 yds. in a 17-10 first-round playoff loss at Houston (12/29).

1990: Chosen by the Jets in the first round of the supplemental draft, Moore cruised to consensus all-rookie notice with 44 receptions for 692 yds. (15.7-yard average) and six touchdowns, the latter a Jets single-season rookie record. He led all AFC rookies in receiving and ranked third overall in the NFL. Moore's 44 catches were the third-best total by a Jets rookie, trailing only Matt Snell (56 in 1964) and Toon (46 in 1985). The 692 yds. were surpassed only by Wesley Walker (35-740 in 1977). He played in 15 games with 14 starting roles. Moore opened his career with four catches for 35 yds. at Cincinnati (9/9) and had a spectacular performance in a 37-13 victory at New England (9/30) with seven catches for 175 yds. and a 69-yard scoring strike from Ken O'Brien, the Jets' longest touchdown pass since 1986.

COLLEGE: A three-year letterman at Syracuse, Moore set school career receiving marks in yards (2,122) and touchdowns (22), and ranked second in catches (106) and yds. per catch (20 yds.). As a junior Moore had 53 receptions for 1,064 yds. and nine touchdowns and led the nation with 20.1 yds. per catch, as he became the school's first single-season 1,000-yard receiver.

PERSONAL: Moore was an all-New York performer in football, basketball and track at Hempstead (N.Y.) High School. He also earned all-conference honors in lacrosse and won the Long Island triple jump title with a leap of 48'-9". A community minded individual, Moore has hosted a free mini-camp for youth at the Cardinals' training facility in June, 1998 and was named the Jets' 1992 Edge Man-of-the-Year. He has worked with the Ronald McDonald House of New York, the Salvation Army, and was a member of former New York Governor Mario Cuomo's Athletes Against Drugs and Alcohol cause. Moore was named honorary chairman of the Children's Miracle Network. He was honored in 1991 as the New York City Council's "Role Model-of-the-Year" and was the 1992 recipient of the 100 Black Men of Nassau-Suffolk's Community Service Award. He also launched the Rob Moore Foundation and sponsors and funds the Rob Moore Books and Ball Camp football clinic for underprivileged teenagers which stresses academics. Rob and his wife, Drucilla, have two daughters, Dakota (7/24/95) and Savoy (10/2/96), and a son Satchel (8/17/98). The family makes its home in Montclair, N.J.

MOORE'S REGULAR SEASON RECORD

Year	Club	RECEIVING							SCORING					
		G	S	No.	Yds.	Avg.	LG	TD	TD	TDr	TDp	TDrt	2pt	Pts.
1990	N.Y. Jets	15	14	44	692	15.7	69t	6	6	0	6	0	0	36
1991	N.Y. Jets	16	16	70	987	14.1	53	5	5	0	5	0	0	30
1992	N.Y. Jets	16	16	50	726	14.5	48t	4	4	0	4	0	0	24
1993	N.Y. Jets	13	13	64	843	13.2	51	1	1	0	1	0	0	6
1994	N.Y. Jets	16	16	78	1,010	12.9	41t	6	6	0	6	0	2	40
1995	Arizona	15	15	63	907	14.4	45	5	5	0	5	0	1	32
1996	Arizona	16	16	58	1,016	17.5	69	4	4	0	4	0	1	26
1997	Arizona	16	16	97	1,584	16.3	47t	8	8	0	8	0	1	50
1998	Arizona	16	16	67	982	14.7	57	5	5	0	5	0	0	30
1999	Arizona	14	12	37	621	16.8	71	5	5	0	5	0	0	30
2000	Arizona	0	0											
2001	Arizona	0	0											
CAREER TOTALS		153	150	628	9,368	14.9	71	49	49	0	49	0	5	304

ADDITIONAL STATISTICS: Rushed twice for -4 yds., 1990; rushed once for 21 yds., 1992; rushed once for -6 yds., 1993; rushed once for -3 yds. and recovered a fumble. Rushing Totals: 5-8, 1.6, LG21. Attempted two passes in 1995, one completed for 33 yds. and the other intercepted.

MOORE'S POSTSEASON RECORD

Year	Club	RECEIVING							SCORING					
		G	S	No.	Yds.	Avg.	LG	TD	TD	TDr	TDp	TDrt	2pt	Pts.
1991	N.Y. Jets	1	1	4	70	17.5	31	0	0	0	0	0	0	0
1998	Arizona	2	2	11	132	12.0	23	0	0	0	0	0	0	0
CAREER TOTALS		3	3	15	202	13.5	31	0	0	0	0	0	0	0

MOORE'S SINGLE-GAME HIGHS

Most receptions – 9, eight times, most recently vs. New Orleans, 12/20/98 (6 at Minnesota, 1/10/99). **Most receiving yardage** – 188 vs. Pittsburgh, 11/30/97 (91 at Minnesota, 1/10/99). **Longest reception** – 71 at N.Y. Jets, 11/7/99 (31 at Houston, 12/29/91). **Most receiving touchdowns** — 3 vs. Washington 12/7/97 (none).

ROB MOORE'S 100-YARD RECEIVING GAMES (23)

*denotes win

Date	Opponent	Rec.	Yds.	Avg.	LG	TD
9/30/90	at New England	9	175	19.4	69t	1
9/5/93	vs. Denver	9	140	15.6	43	1
9/12/93	at Miami	6	124	20.7	51	0
9/11/94	at Denver	9	147	16.3	38	1
11/27/94	vs. Miami	7	124	17.7	35	0
9/24/95	at Dallas	9	154	17.1	45t	1
11/26/95	vs. Atlanta*	8	121	15.1	31	1
12/9/95	at San Diego	5	104	20.8	36	0
9/29/96	vs. St. Louis*	9	143	20.4	27	1
10/27/96	vs. N.Y. Jets	7	143	20.4	69	1
11/24/96	vs. Philadelphia*	9	156	17.3	35	0
9/7/97	vs. Dallas*	6	108	18.0	47	0
9/28/97	at Tampa Bay	8	147	18.4	41	1
10/5/97	vs. Minnesota	8	108	13.5	28	0
10/19/97	at Philadelphia	6	101	16.8	34	0
11/16/97	at N.Y. Giants	8	139	17.4	38	0
11/23/97	at Baltimore*	8	112	14.0	34	0
11/30/97	vs. Pittsburgh	8	188	23.5	44	0
12/7/97	vs. Washington	5	114	22.8	47t	3
11/1/98	at Detroit*	5	107	21.4	36t	1
12/13/98	at Philadelphia*	7	109	15.6	30	1
11/28/99	at N.Y. Giants*	7	102	14.6	44	1
1/2/00	at Green Bay	6	120	20.0	51	0



TOM NALEN  **CENTER**

6-3 • 286 • 9TH YR. • BOSTON COLLEGE

BORN: May 13, 1971 in Foxboro, Mass.
HIGH SCHOOL: Foxboro High School, Foxboro, Mass.
RESIDES: Littleton, Colo.
ACQUIRED: Draft #7c (218th overall), 1994
PRO YEAR: 9th • **YEAR WITH BRONCOS:** 9th
NFL GAMES PLAYED/STARTED: 118/112 • **POSTSEASON:** 9/9

66

OFF THE FIELD

Tom is an avid fan of the television sitcom "The Simpsons," and is known throughout the Broncos locker room as a Simpsons trivia expert.

Over the course of his first eight NFL seasons Tom Nalen has established himself as one of the most accomplished offensive linemen in Broncos history. The only lineman in the history of the franchise to play in four Pro Bowls (1997-2000), Nalen continues to solidify his place among the best centers in the National Football League. He has garnered numerous All-NFL honors over the past five seasons while providing leadership and stellar play as veteran the anchor of the Broncos' offensive line. That line played a crucial role in Denver's back-to-back World Championships in 1997 and '98, and has paved the way for a 1,000-yard rusher in six of the last seven years, including Terrell Davis' 2,008-yard effort in '98. His four Pro Bowl selections are one more than the three trips to Honolulu earned by former tackle—and future Hall of Famer—Gary Zimmerman in Denver. Nalen has started 112 of the 118 games in which he has played—including 108 consecutive—and has started nine postseason contests. He has missed just one start since cracking the starting lineup in 1995 (at San Diego, 9/24/95). Nalen entered the NFL in 1994 as the Broncos' third choice in the seventh round (No. 218 overall) of the draft.

2001: Nalen started all 16 games at center, and played at a high level as he ran his streak of consecutive starts to 108.

2000: Nalen started at center in all 16 games. He was named All-NFL by the Associated Press for the second straight year, garnering first-team honors after a second-team showing last year. He was also voted to his fourth straight Pro Bowl appearance, the most by an offensive lineman in franchise history. Tackle Gary Zimmerman set the previous standard with three straight selections (1994-96). Nalen was named All-Pro by *USA Today*, *Sports Illustrated*, *The Sporting News* and *Football Digest*, and earned second-team honors from *College & Pro Football Newsweekly* as well as All-AFC kudos from *Pro Football Weekly* and *Football News*. Nalen also started at center in the AFC Wild Card Game at Balt. (12/31). Nalen underwent surgery to repair a hernia after the season.

1999: Nalen started at center in all 16 games, and was selected to his third consecutive Pro Bowl—first as a starter—while also garnering first-team All-NFL honors from *Football Digest* and *The Sporting News*, and second-team honors from the Associated Press. Nalen underwent successful surgery on his right knee Jan. 5, precluding him from playing in the Feb. 6, 2000 Pro Bowl.

1998: Nalen—selected All-NFL by *USA Today*—started at center in all 16 games and was selected to play in the Pro Bowl for the second straight season. He played an integral role on an outstanding offensive line that allowed just 25 sacks—the third-lowest total for a full season in franchise history, and the lowest since 1971—while paving the way for the only the fourth 2,000-yard rusher in NFL history (Terrell Davis-2,008) and the league's second-ranked rushing attack at 154.3 yards per game. The Broncos set a team record for points in a season for the second year in a row, this time with 505. Nalen started at center in all three postseason games and helped pave the way for a rushing attack that averaged 183 yds.-per-game as Denver won Super Bowl XXXIII.

1997: Nalen started all 16 games at center and had a breakout season, being selected to his first Pro Bowl and earning second-team All-NFL honors from *College & Pro Football Newsweekly*. He provided not only youth, but also tremendous talent, to a veteran offensive line regarded among the league's best. He made his first career pass reception at Oakland (10/19), catching a John Elway pass for -1 yard after it was batted at the line of scrimmage by the Raiders' Chester McGlockton. The Broncos set a team record by scoring 472 points in one season and led the NFL in total offense (367 yards per game) for the second straight year, leading the AFC for the third straight year. Nalen was part of a unit that powered Broncos running backs to 15 individual 100-yard performances over the 20-game regular and postseason slate. In the postseason Nalen

NALEN AMONG GREATEST BRONCOS LINEMEN

Center Tom Nalen established his place among the most accomplished and highly regarded offensive linemen in Broncos history in 2000 by earning his fourth consecutive Pro Bowl invitation. Tackle Gary Zimmerman went to three consecutive Pro Bowls in the mid-1990s. Below is a look at the list of Broncos offensive linemen who have earned Pro Bowl berths since the game was first played in 1970 following the AFL-NFL merger.

BRONCOS OFFENSIVE LINEMEN TO EARN PRO BOWL BERTHS

PLAYER	POS.	YEAR(S) SELECTED
Tom Nalen	C	1997-2000
Gary Zimmerman	T	1994-96
Tony Jones	T	1998
Mark Schlereth	G	1998

started at center in all four games as part of an offensive line that dominated opponents and allowed Denver to control games with its rushing attack. The Broncos averaged 187 rushing yards per game in the postseason, and the offensive line was named NFL Offensive Player of the Week for Denver's Wild Card win over Jacksonville (12/27/97). Nalen, starting at center, playing an integral role in the offensive unit piling up club postseason records of 511 total yards and 42 points in Denver's 42-17 win over the Jaguars. The line played a key role in running back Terrell Davis earning MVP honors in the Super Bowl with 157 rushing yards and three rushing touchdowns.

1996: Nalen started all 16 regular season games at center, playing a key role on a unit that cleared the way for AFC rushing leader Terrell Davis (1,538 yards) and allowed just 31 sacks. He suffered a partial tear to his medial collateral ligament early in the Minnesota game (11/24) and was listed as questionable for the Seattle game (12/1) but did start. He also started Denver's lone playoff contest. The Broncos rushed for over 100 yards in a game on 10 occasions during the 1996 season, and topped the 200-yard mark on four of those occasions. Overall, the Broncos' offense was the most productive in football in 1996, averaging 361.9 yards per game.

1995: Nalen started 15 of the Broncos' 16 games, missing only the Week Four matchup at San Diego (9/24) while recovering from arthroscopic surgery to repair a lateral meniscus tear in his left knee suffered in the Washington game (9/17). He underwent arthroscopic surgery at the Steadman-Hawkins Clinic in Vail, Colo., Sept. 18, and was expected to miss three to four weeks, but returned to his starting position at Seattle (10/1). Behind the blocking of Nalen and the rest of the offensive line, Denver was able to rush for over 100 yards in a game 11 out of 16 times during the 1995 season, and produce a 1,000-yard rusher in rookie Terrell Davis (1,117).

1994: Nalen played in seven games for the Broncos, including a start at left guard in his first NFL appearance against the Rams (11/6). Nalen continued to make appearances on the offensive line over the remainder of the season. Nalen entered camp in July as a rookie draft choice out of Boston College, was waived just prior to the start of the regular season and then re-signed to the practice squad Sept. 6. He was signed to the active roster the week of the Rams game to start in place of an injured Jon Melander.

COLLEGE: Nalen was a three-year starter at Boston College, earning numerous honors that included third-team Associated Press All-America, second-team All-Big East, and first-team ECAC citations. He closed out his outstanding college career with appearances in the East-West Shrine and Senior Bowl games. In 1993 Nalen was an honorable mention All-American and All-Big East second-team pick by *The Poor Man's Guide* to the NFL Draft, starting all year and leading the way as the Eagles ranked fourth in the nation in total offense (506.4 yards per game). Nalen's blocking was a key factor in the Boston College upset win over Notre Dame in South Bend. Nalen started every game from 1991-93 after serving as the deep-snapper, backup center and then starting center for the last three games in 1990. He redshirted in '89.

PERSONAL: A native of Foxboro, Mass., Nalen lettered three times each in football and basketball and twice in track at Foxboro (Mass.) High School. He was All-Hockomock League and an all-state selection by the *Boston Globe*, *Boston Herald*, *Sun Chronicle* and *Patriot Ledger*, adding state Lineman of the Year honors as a senior. Tom led the team to a pair of Division III titles and played in the Shriners All-Star Game, serving as team captain in both football and basketball. An all-conference and team MVP in basketball, he was named to the Academic All-State team by the Massachusetts Basketball Coaches Association. Tom has his degree in accounting from Boston College. He and his wife, Denise, have a daughter, Delaney, and a son, Kyle, and make their home in Littleton, Colo. Thomas Andrew Nalen was born May 13, 1971 in Foxboro, Mass.


NALEN'S REGULAR SEASON RECORD

Year	Club	G	S
1994	Denver	7	1
1995	Denver	15	15
1996	Denver	16	16
1997	Denver	16	16
1998	Denver	16	16
1999	Denver	16	16
2000	Denver	16	16
2001	Denver	16	16
CAREER TOTALS		118	112

NALEN'S POSTSEASON RECORD

Year	Club	G	S
1996	Denver	1	1
1997	Denver	4	4
1998	Denver	3	3
2000	Denver	1	1
CAREER TOTALS		9	9

ADDITIONAL STATISTICS: Nalen caught a tipped pass from John Elway for a 1-yard loss in 1997 (at Oakland, 10/19/97).



DAN NEIL



GUARD

6-2 • 285 • 6TH YR. • TEXAS

BORN: October 21, 1973 in Houston, Texas
HIGH SCHOOL: Cypress Creek High School, Cypress Creek, Tex.
RESIDES: Lone Tree, Colo.
ACQUIRED: Draft #3 (67th overall), 1997
PRO YEAR: 6th • **YEAR WITH BRONCOS:** 6th
NFL GAMES PLAYED/STARTED: 65/62 • **POSTSEASON:** 4/4

62

OFF THE FIELD

One of Dan's hobbies is woodworking. He has made many pieces of furniture, including the cradle in which his two children, Alexandra and David, have slept.

Dan Neil has become a fixture on the Broncos' highly-successful offensive line over his first five seasons, progressing from a starter in just his second season to status as a veteran leader on that unit. He has missed just two games the past four seasons and has helped clear the way for a 2,000-yard rushing season (Terrell Davis, 1998) and back-to-back 1,000-yard seasons by Broncos rookies in 1999 and 2000 (Olandis Gary and Mike Anderson). Neil had a breakthrough year in 1998, starting all 16 regular season and all three postseason games for the Broncos at right guard as Denver won its second straight World Championship. Neil seized the starting role in preseason and never relinquished it, giving the heralded Denver offensive line a much-needed infusion of young talent. Neil and his linemates played a key role in clearing holes for NFL MVP Davis, who posted the third-highest single-season rushing total in league history. Possessing strong work ethic and tenacious blocking skill, Neil figures to be an anchor along the Denver offensive line for years to come after signing a new contract prior to the 2001 season. He has played in 65 regular season games and started 62, and has also started in all four postseason games he has played. Neil was selected by the Broncos in the third round (No. 67 overall) of the 1997 NFL Draft with a pick obtained in a trade with the New York Jets that allowed Denver to move up 21 places for the opportunity to select him.

2001: Neil started 15 games at right guard, missing only the game at S.D. (10/21) when he was declared inactive because of a sprained ankle. He suffered the high ankle sprain vs. K.C. (10/7), and missed a few plays, but returned to finish the game.

2000: Neil started at right guard in all 16 regular season games and the AFC Wild Card Game at Balt. (12/31). He turned in another solid season as the Broncos ranked No. 2 in the NFL in total offense while breaking several franchise records. Neil and his linemates cleared the way for running back Mike Anderson post the fifth best rushing total by a rookie in NFL history—1,487 yards—and score 15 touchdowns, while limiting opponents to just 30 sacks.

1999: Neil started at right guard in 15 games. He left the Detroit game (12/25) in the second half with a knee injury and was declared inactive for the season-finale a week later vs. San Diego (1/2). The sprain of his medial collateral ligament did not require surgery, but was estimated to need 4-6 weeks recovery time.

1998: Neil started all 16 games at right guard. He made his first professional start in the season-opener vs. New England (9/7). Neil played an integral role on an outstanding offensive line that allowed just 25 sacks—the third-lowest total for a full season in franchise history, and the lowest since 1971—while paving the way for only the fourth 2,000-yard rusher (Terrell Davis-2,008) in NFL history and the NFL's second-most productive rushing attack at 154.3 yards per game. Neil started all three postseason contests at right guard and helped pave the way for a rushing attack that averaged 183 yds.-per-game en route to the Broncos' second straight Super Bowl win. He made his first career postseason start in the AFC Divisional Playoff Game vs. Miami (1/9).

1997: Neil was declared inactive for 10 of the 16 games in his rookie season and played in three. He was active for the first time as a pro vs. Seattle (11/2), but did not play, and then saw his first NFL action vs. Oakland (11/24) on Monday Night Football. He played on special teams and as a reserve at guard in the fourth quarter. Neil was slowed at the start of the season by a groin injury that required surgery Aug. 27. His other game action came on special teams in both games against San Diego (11/30 and 12/21). In the postseason Neil was declared inactive for all four games. Neil was chosen by the Broncos in the third round with the 67th overall selection.

COLLEGE: One of the strongest players in school history at Texas, Neil was a consensus All-America and all-conference selection as both a junior and senior, and was a finalist for the Outland Trophy in 1996. He started every game for four years after redshirting as a freshman in '92, bringing his total to 48 straight, the school's longest streak at the time. Neil won the team Iron Man title every year he was at Texas, and in 1995 received the school's D. Harold Byrd Leadership Award. Neil was a sports management major at Texas, where he earned Athletic Director's Honor Roll accolades in 1993 and was very active in Longhorn Community Service efforts.

PERSONAL: Neil was a *Parade* All-America selection and earned Class 5A first-team all-state honors at Cypress Creek High School in Cypress Creek, Texas. He was rated as the state's best offensive line prospect by Max Emfinger's *Blue Chip Illustrated* and Tom Lemming's *Prep Football Report*, and one of the top line prospects in the nation by most recruiting lists. Neil was also twice named all-district and received honorable mention All-America consideration from *USA Today*. He married his high school sweetheart, Amylyn, after the 1996 Sugar Bowl on January 6, 1996. Dan and Amylyn have a daughter, Alexandra Lee (12/4/98), and a son, David Garner (8/20/00). The family makes its home in Lone Tree, Colo. Amylyn's uncle, Larry Cox, played defensive tackle for the Broncos from 1966-68. Daniel Neil was born October 21, 1973 in Houston, Texas.

NEIL'S REGULAR SEASON RECORD

Year	Club	G	S
1997	Denver	3	0
1998	Denver	16	16
1999	Denver	15	15
2000	Denver	16	16
2001	Denver	15	15
CAREER TOTALS		65	62

NEIL'S POSTSEASON RECORD

Year	Club	G	S
1998	Denver	3	3
2000	Denver	1	1
CAREER TOTALS		4	4

**DELTHA O'NEAL**  **CORNERBACK****5-10 • 196 • 3RD YR. • CALIFORNIA**

BORN: January 30, 1977 in Palo Alto, Calif.
HIGH SCHOOL: Milpitas High School, Milpitas, Calif.
RESIDES: Aurora, Colo.
ACQUIRED: Draft #1 (15th overall), 2000
PRO YEAR: 3rd • **YEAR WITH BRONCOS:** 3rd
NFL GAMES PLAYED/STARTED: 32/16 • **POSTSEASON:** 1/0

24

Deltha O'Neal not only fulfilled the considerable promise that accompanies a No. 1 draft choice with his sterling sophomore season in 2001, but went beyond expectations by earning a spot on the AFC Pro Bowl roster. As a first-year starter, O'Neal tied the franchise mark for second-most interceptions in a season with nine, including four in one game (vs. K.C., 10/7/01), which tied the NFL record. O'Neal became the fourth Bronco and 19th NFL player ever to record four in a game, and earned his first AFC Defensive Player of the Week award, along with Miller Lite NFL Player of the Week and AFC Defensive Player of the Month honors. O'Neal has played in all 32 games over his first two seasons and started 16, posting 62 tackles (55 solo), nine interceptions (115 ret. yds.), 23 passes defended, one forced fumble and one fumble recovery. He has also ranked among the top punt returners in the league for the past two years, averaging 11.7 yds. on 65 returns (759 yds.), with one touchdown, and averaged 24.0 yds. on 46 kickoff returns (1,102) as a rookie in 2000. O'Neal was Denver's No. 1 draft choice in 2000 (15th overall) out of California.

2001: O'Neal—voted to the Pro Bowl at cornerback for the first time, and also voted second-team All-Pro by *College & Pro Football Newsweekly* and All-AFC by *Pro Football Weekly*—started all 16 games at left cornerback and made 60 tackles (53 solo), while finishing tied for second in the AFC (T3rd NFL) with nine interceptions (115 return yds.), as well as a team-leading 18 passes defended. His nine interceptions tied him with Willie Brown (1964) and Tyrone Braxton (1996) for the second-most interceptions in a season by a Bronco, behind Goose Gosnolin's 11 in 1960. The nine interceptions tied the most ever by a Broncos cornerback (Braxton and Gosnolin were safeties). He also ranked second in the AFC (4th NFL) with an average of 13.1 yds. per punt return (31-405), including a long of 86 (TD), with nine fair catches. The 13.1-yd. avg. for the season ranked seventh in Broncos history, and elevated him to the fifth-best career avg. by a Bronco (11.7). He also finished the season ranked eighth in Broncos career punt returns (65) and seventh in punt-return yds. (759). O'Neal picked off his ninth pass of the season in the finale at Ind. (1/6), intercepting Peyton Manning in the end zone in the 2nd qtr. It was the first interception of his career in a road game, after making each of his first eight at INVESCO Field at Mile High. O'Neal snared his team-best eight interception of the season in the 4th qtr. vs. Oak. (12/30) to help preserve Denver's 23-17 win. He posted four tackles at K.C. (12/16) and returned his fifth punt of the season of more than 20 yds. (26). O'Neal recorded two solo tackles and tied his season high with three passes defended vs. Sea. (12/9), while returning three punts for 49 yds. (16.3), with a long of 41 yards—his third-longest career return and his best since an 86-yd. return for touchdown at Sea. (10/14/01). He made three tackles at Mia. (12/2), while knocking down a season high three passes. O'Neal tied his season high (3rd time in '01) with six solo tackles vs. Wash. (11/18), and had one pass defended. O'Neal's seventh interception of the season came vs. S.D. (11/11) when he picked off a Doug Flutie pass in the 4th qtr. to help preserve a 26-16 Broncos win. O'Neal was named the AFC Defensive Player of the Month for October, after making a league-high six interceptions and registering 21 tackles in the month. He became the second Bronco in 2001 (of three) to win a Player of the Month award, after QB Brian Griese earned the offensive award in September. O'Neal intercepted Tom Brady twice vs. N.E. (10/28), giving him six interceptions in a span of two home games. O'Neal tied his season high with six tackles (5 solo) at S.D. (10/21). At Sea. (10/14) O'Neal scored his first career punt-return touchdown on an 86-yd. dash in the 4th qtr. The return was the longest of his career; tied for the second-longest in the AFC for the season; the fourth-longest punt return in Broncos history and led to a career-best 92 yds. on punt returns for the game. His first four interceptions came against K.C. (10/7) as he tied the NFL single-game record, making him the 19th player in league history to notch four in a game. He joined former Broncos Gosnolin (1960) and Brown (1964) on that elite list as he also tied the franchise record. O'Neal added two pass deflections and two solo tackles during his record-tying day. After his four-pick weekend, O'Neal was named both AFC Defensive Player of the Week and Miller Lite/NFL Player of the Week vs. K.C. (10/7). He was the Broncos second-leading tackler (tie) with six tack-

les (4 solo) at Ariz. (9/23) and added a pass deflection, while also returning two punts for 20 yds. (10.0). He made his first NFL start at left cornerback in the opener vs. the Giants and tallied four tackles (3 solo) with two pass breakups, one of which came in the end zone on a long pass from Giants QB Kerry Collins, which prevented a touchdown. He also returned three punts for 54 yds. (18.0) with a long of 27.

2000: O'Neal—named All-Rookie as a punt returner by *Football News*—saw action on special teams in all 16 games, and saw his first NFL action on defense at Cin. (10/22) in Week 8. He played on defense again in each of the final seven games (Gms. 10-16), totaling two solo tackles, five passes defended, one forced fumble and one fumble recovery. O'Neal recovered a fumble at K.C. (12/17) after the ball was stripped from Sylvester Morris by John Mobley after a catch. He saw his most significant action of the season at Sea. (11/26) and posted his first tackle and forced fumble, as well as two passes defended. He broke up his first pass in the S.D. contest. O'Neal ranked sixth in the AFC (11th NFL) in kickoff returns with an average of 24.0 yds. (46-1,102), and seventh in the AFC (11th NFL) in punt returns with an average of 10.4 yds. (34-354). He ranked second among NFL rookies in kick return average and third in punt returns. O'Neal's 46 kickoff returns tied for fourth most in a season by a Bronco, while his 1,102 yards on kick returns ranked fifth all-time. O'Neal's kickoff returns include an 87-yarder for a touchdown and a 62-yarder, while his punt returns include a 64-yarder. All three long returns came in a three-game period, Wks. 5-7, giving him a return of 62 yds. or longer in three straight games. He also added five tackles on special teams. O'Neal's 25-yd. punt return in the 4th qtr. vs. S.D. (11/19) gave the Broncos a first down at the Chargers' 45-yd. line with 3:44 remaining, setting up the game-winning touchdown drive. He also had a career-high six kickoff returns in the game (157 yds.; 26.2 avg.). O'Neal returned a kickoff 62 yds. vs. Cleve. (10/15), his second longest of the season. O'Neal had his best day on punt returns at S.D. (10/8), returning three for 72 yds. (24.0), including a career best return of 64 yds. in the 4th qtr. to set up Denver's final touchdown. He delivered the first big play of his young career vs. New England (10/1) when he returned a free kick after a safety 87 yards for a touchdown. It was his first NFL touchdown and the first kickoff return for a touchdown by a Bronco since Vaughn Hebron's 95-yard scoring return at Miami, Dec. 19, 1998. O'Neal saw action in a reserve role and on special teams in the AFC Wild Card Game at Balt. (12/31). He returned one kickoff for 13 yds. and three punts for 13 yds. (4.3) with a long of 7 in his first postseason game. O'Neal was Denver's No. 1 draft choice (15th overall) out of California.

COLLEGE: O'Neal finished his stellar career at California as the school's career leader in all-purpose yards with 5,005 (111.2 per game) and tied an NCAA career record by returning five interceptions for touchdowns. O'Neal set a school record with 356 yards via interception returns, and also finished his career with all-time records for punt returns (110), punt-return yards (1,169), kick-off returns (99) and kick-return yards (2,472). In his career he scored 12 touchdowns by five different methods: interception return (5), punt return (1), kickoff return (2), rushing (2) and receiving (2). He earned consensus first-team All-America and All-Pac-10 honors as a senior (both on defense and as a return specialist), and was named Pacific-10 Conference Defensive Player of the Year. O'Neal was named Pac-10 Conference Player of the Week four times—twice on defense and twice on special teams—and accounted for six touchdowns: four on defense and two on special teams. Starting all 11 games at left cornerback, O'Neal tied for the NCAA lead with nine interceptions, including an NCAA-record four returned for touchdowns. His 280 yards on interception returns outpaced any other player by more than 100 yards, and represented a new school record. On special teams O'Neal ranked seventh in the nation and No. 1 in the conference with 19 kickoff returns for 555 yards (29.2) and a touchdown, and also returned 42 punts for 428 yards (10.2) and another score, leading the team with an average of 114.5 all-purpose yards per game. He had a school-record-tying 100-yard return for a touchdown vs. Oregon. In the season-finale vs. Stanford, O'Neal scored twice on special teams, taking a kickoff back 100 yards and a punt 58 yards. He was honorable mention All-Pac-10 as a junior after switching from tailback to cornerback midway through his sophomore season. O'Neal graduated from Cal with a degree in social welfare.

PERSONAL: O'Neal earned *Blue Chip Illustrated* All-America honors as the 10th-ranked defensive back in the West at Milpitas (Calif.) High School, where he was student body president as a senior. He was named second-team all-state as a multi-purpose player by *Student Sports* magazine, and still holds the school record for career rushing yards with 2,312—including 1,301 yards as a senior. O'Neal capped his prep career with 14 rushing touchdowns and one receiving score as a senior in 1994. As a return man he scored four touchdowns on punt and kickoff returns. Deltha and his wife, Lisa, have a daughter, Talia Miharu (12/15/01). Deltha Lee O'Neal III was born Jan. 30, 1977 in Palo Alto, Calif.

O'NEAL'S REGULAR SEASON RECORD

Year	Club	G	S	UT	A	TT	S-Yds.	I-Yds.	PD	FF	FR	TD-Int.	TD-FR	S	Pts.
2000	Denver	16	0	2	0	2	0-0	0-0	5	1	1	0	0	0	0
2001	Denver	16	16	53	7	60	0-0	9-115	18	0	0	0	0	0	0
CAREER TOTALS		32	16	55	7	62	0-0	9-115	23	1	1	0	0	0	0

KICKOFF RETURNS

Year	Club	No.	Yds.	Avg.	LG	TD
2000	Denver	46	1,102	24.0	87t	1
2001	Denver	0	0	0.0	—	0
CAREER TOTALS		46	1,102	24.0	87t	1

PUNT RETURNS

Year	Club	No.	FC	Yds.	Avg.	LG	TD
2000	Denver	34	11	354	10.4	64	0
2001	Denver	31	9	405	13.1	86t	1
CAREER TOTALS		65	20	759	11.7	86t	1

ADDITIONAL STATISTICS: Special teams tackles — 2000 (5).

O'NEAL'S POSTSEASON RECORD

Year	Club	G	S	UT	A	TT	S-Yds.	I-Yds.	PD	FF	FR	TD-Int.	TD-FR	S	Pts.
2000	Denver	1	0	0	0	0	0-0	0-0	0	0	0	0	0	0	0

KICKOFF RETURNS

Year	Club	No.	Yds.	Avg.	LG	TD
2000	Denver	1	13	13.0	13	0

PUNT RETURNS

Year	Club	No.	FC	Yds.	Avg.	LG	TD
2000	Denver	3	0	13	4.3	7	0

O'NEAL'S SINGLE-GAME HIGHS

(Postseason in parenthesis)

Most tackles — 7, vs. Oakland, 12/31/01 (none). **Most interceptions** — *4, vs. Kansas City, 10/7/01 (none). **Most interception return yards** — 69, vs. Kansas City, 10/7/01 (none). **Most punt returns** — 4, at Dallas, 11/22/01 (3 at Baltimore, 12/31/00). **Most punt return yards** — 92 at Seattle, 10/14/01 (13 at Baltimore, 12/31/00). **Longest punt return** — 86, TD, at Seattle, 10/14/01 (7 at Baltimore, 12/31/00). **Most kickoff returns** — 6 vs. San Diego, 11/19/00 (1 at Baltimore, 12/31/00). **Most kickoff return yards** — 157 vs. San Diego, 11/19/00 (13 at Baltimore, 12/31/00). **Longest kickoff return** — 87, TD, vs. New England, 10/1/00 (13 at Baltimore, 12/31/00). **Most combined return yards (punts/kickoffs)** — 182 (25 PR/157 KR) vs. San Diego, 11/19/00 (26 (13 PR/13 KR) at Baltimore, 12/31/00).

*Ties NFL single-game record



KAVIKA PITTMAN  **DEF. END**

6-6 • 273 • 7TH YR. • MCNEESE STATE

BORN: October 9, 1974 in Frankfurt, Germany
HIGH SCHOOL: Leesville High School, Leesville, La.
RESIDES: Aurora, Colo.
ACQUIRED: Unrestricted Free Agent (Dallas), 2000
PRO YEAR: 7th • **YEAR WITH BRONCOS:** 3rd
NFL GAMES PLAYED/STARTED: 90/60 • **POSTSEASON:** 4/2

95

Kavika Pittman enters his third season in Denver looking to regain the form that helped make him one of the Broncos most impactful defensive players in 2000 in his first season as a Bronco. He ended last season on injured reserve with a torn left calf that forced him to miss the season's final two games. Pittman came to the Broncos two years ago as an unrestricted free agent after four seasons in Dallas (two years as a starter) and posted a career-high seven sacks as a 15-game starter at right defensive end. His previous best was six sacks in his first year as a starter with the Cowboys in 1998. Pittman has played in 90 career regular season games (60 starts) and has 228 career tackles (155 solo), including 18 sacks (-95), as well as 19 passes defensed, four forced fumbles and six fumble recoveries. He has also played in four playoff games (two starts) and added seven tackles (4 solo). Pittman was selected by Dallas in the second round (37th overall) of the 1996 NFL Draft out of McNeese State.

2001: Pittman started the first 14 games of the season at left defensive end, posting 50 tackles (43 solo), including a sack (-14), as well as a forced fumble, a fumble recovery and a pass defensed. He left in the 1st qtr. at K.C. (12/16) after tearing his left calf, replaced by Reggie Hayward, and was placed on injured reserve Dec. 19. Pittman registered his fifth five-tackle performance of the season at Mia. (12/2), including four solo stops. He posted five tackles at Dal. (11/22), with one tackle for a loss, and five solos at Oak. (11/5), while also returning a fumble recovery 9 yds. to set up a field goal. Pittman posted his only sack of the season vs. N.E. (10/28), dropping Tom Brady for a 14-yd. loss among his five tackles (3 solo). He made his 200th career tackle at S.D. (10/21). Pittman had a season-high nine tackles (6 solo) vs. Balt. (9/30). His forced fumble came at Ariz. (9/23).

2000: Pittman started 15 games at right defensive end and posted 39 tackles (33 solo), including a career-high seven sacks (-43). He also had one pass defensed, one forced fumble and a fumble recovery. The recovery came vs. Oak. (11/13). Pittman's career-best seventh sack came in

the finale vs. S.F. (12/23), and resulted in a 2-yd. loss on Jeff Garcia. He recorded his second multi-sack game of the season vs. Cleve. (10/15), dropping Tim Couch twice (-22), to raise his season total to six. Pittman posted his fourth sack of the season vs. K.C. (9/24), dropping Elvis Grbac for a 5-yd. loss. He sacked Raiders QB Rich Gannon twice in Denver's 33-24 win at Oak. (9/17), forcing a fumble on the first one that was recovered by Trevor Pryce and returned 28 yds. for a touchdown. Pittman was declared inactive vs. Atlanta (9/10) because of a neck injury suffered in the opener at St. Louis (9/4). In that Week 1 contest he started at right defensive end and posted two solo tackles, including a sack of Kurt Warner (-2). Pittman started at right defensive end in the AFC Wild Card Game at Balt. (12/31) and posted three tackles (2 solo).

1999: Pittman started all 16 games for Dallas and had a career-high 74 tackles, while ranking second on the team with 21 quarterback pressures and leading all linemen with 10 pass deflections. He had five tackles and a team-high two pressures, while also recovering a Stephen Davis fumble in Dallas' overtime opening day win at Washington. Pittman had a career-high nine tackles and a pass deflection at Philadelphia (10/10). He had his first sack of the season four total tackles at the Giants (10/18), and had one of his best games of the year at Minnesota (11/8) with five tackles and a sack. Pittman had a career-high six quarterback pressures to go along with seven tackles against Philadelphia (12/12). In Dallas' playoff loss at Minnesota (1/9/00) he had four pressures and four tackles. During training camp Pittman suffered a fractured hand and played the final two games of the preseason with a cast on his hand.

1998: In his first NFL season as a starting defensive end Pittman led the team with six sacks, finished third with 16 quarterback pressures and placed second among defensive linemen with 59 tackles. He also recorded seven passes defensed, three tackles for losses, two fumble recoveries and a forced fumble in his 15 starts. In his first NFL start in the season opener against Arizona (9/6) Pittman recorded three tackles and a sack while helping limit the Cardinals to 45 rushing yards. The next week at Denver (9/13) he totaled two stops, a team-high two quarterback pressures and a deflected pass. Pittman registered four tackles, a sack, a pressure and a pass deflection against Oakland (9/27) and a week later at Washington (10/4) tallied five tackles, two pressures and his third sack of the season. Pittman totaled five tackles and a sack against Carolina (10/11) while helping limit the Panthers to 35 rushing yards on 21 carries (1.7 avg.), and registered a sack in his fourth consecutive game the next week at Chicago (10/18) while adding a career-high eight tackles. His four straight games with a sack tied the longest streak for a Cowboy since Jim Jeffcoat had a sack in five straight games in 1992. Pittman recovered his first career fumble at Philadelphia (11/2) to set up a Cowboys touchdown and recorded his sixth sack and batted down a team-high two passes against Seattle (11/22). He strained his right hamstring in the third quarter against Philadelphia (12/20) and was forced to leave the game. Pittman missed the season finale against Washington (12/27) and the Wild Card playoff game against Arizona (1/2/99) due to the injury.

1997: Pittman played in 15 games, seeing most of his playing time with the Cowboys' special teams units while getting spot duty at defensive end. He finished with three special teams tackles to go along with his six defensive tackles, two tackles for losses, a sack and a quarterback pressure. Pittman registered a defensive tackle against Chicago (9/28) before being de-activated at Washington (10/13). He tallied a special teams tackle against Arizona (11/9) before recording a defensive tackle at Cincinnati (12/14). He registered the best statistical game of the season with extensive playing time in the season finale against the N.Y. Giants (12/21), totaling four tackles, two tackles for losses, a quarterback pressure and his first career sack.

1996: Pittman saw most of his action as a rookie on special teams while seeing limited playing time in the Cowboys' defensive end rotation. Appearing in 15 games he finished the year tied for third on the team with 17 special teams tackles—tops among rookies—while recording five tackles and five quarterback pressures. He recorded a special teams tackle in his professional debut at Chicago (9/2), and against the N.Y. Giants (9/8) registered his first career tackle and two quarterback pressures in helping limit the Giants to 105 yards of offense. Pittman missed the 49ers game (11/10) with a strained right calf suffered against the Eagles the week before (11/3). In the season finale at Washington (12/22) he registered two tackles and a quarterback pressure in his most extensive playing time. Pittman was the first McNeese State player ever selected by Dallas.

COLLEGE: Pittman, the Louisiana and Southland Conference Defensive Player of the Year, earned All-America honors following his senior season at McNeese State. In leading the Cowboys to their first ever semifinal appearance in the NCAA Division 1-AA playoffs, Pittman tallied 57 tackles, 13 sacks, seven tackles for losses, 18 quarterback pressures, 11 passes defensed, two forced

fumbles and a blocked kick. Pittman finished his junior year with 59 tackles, four tackles for losses, four sacks, 11 quarterback pressures, a fumble recovery and a blocked kick for the sixth ranked Division I-AA defense. He was a health and human performance major.

PERSONAL: Pittman was born Oct. 9, 1974 in Frankfurt, Germany, where his father was stationed with the U.S. Army. His father's career moved the Pittman family five times before reaching Leesville, La., where Kavika was an all-state selection and district most valuable player when he accounted for 94 tackles and 12 sacks as a senior at Leesville High. He also won the district championship in the high jump, triple jump and long jump as a senior. Displaying his all-around athletic ability, Pittman led his AAU all-star basketball team to a national championship.

PITTMAN'S REGULAR SEASON RECORD

Year	Club	G	S	UT	A	TT	S-Yds.	I-Yds.	PD	FF	FR	TD-Int.	TD-FR	S	Pts.
1996	Dallas	15	0	3	2	5	0-0	0-0	0	0	0	0	0	0	0
1997	Dallas	15	0	4	2	6	1-7	0-0	0	0	0	0	0	0	0
1998	Dallas	15	15	32	27	59	6-23	0-0	7	1	2	0	0	0	0
1999	Dallas	16	16	43	31	74	3-22	0-0	10	1	2	0	0	0	0
2000	Denver	15	15	33	6	39	7-43	0-0	1	1	1	0	0	0	0
2001	Denver	14	14	43	7	50	1-14	0-0	1	1	1	0	0	0	0
CAREER TOTAL		90	60	155	73	228	18-109	0-0	19	4	6	0	0	0	0

ADDITIONAL STATISTICS: Special teams tackles — 1996 (17), 1997 (3), TOTAL (20). Returned one punt (0 yds.) in 1997.

PITTMAN'S POSTSEASON RECORD

Year	Club	G	S	UT	A	TT	S-Yds.	I-Yds.	PD	FF	FR	TD-Int.	TD-FR	S	Pts.
1996	Dallas	2	0	0	0	0	0-0	0-0	0	0	0	0	0	0	0
1998	Dallas	0	0	0	0	0	0-0	0-0	0	0	0	0	0	0	0
1999	Dallas	1	1	2	2	4	0-0	0-0	0	0	0	0	0	0	0
2000	Denver	1	1	2	1	3	0-0	0-0	0	0	0	0	0	0	0
CAREER TOTAL		4	2	4	3	7	0-0	0-0	0	0	0	0	0	0	0

ADDITIONAL STATISTICS: Special teams tackles — 1996 (1).



TYRONE POOLE  **CORNERBACK**

5-8 • 188 • 7TH YR. • FORT VALLEY STATE

BORN: February 3, 1972 in La Grange, Ga.
HIGH SCHOOL: LaGrange High School, LaGrange, Ga.
RESIDES: Atlanta, Ga.
ACQUIRED: Free Agent, 2001
PRO YEAR: 7th • **YEAR WITH BRONCOS:** 1st
NFL GAMES PLAYED/STARTED: 92/85 • **POSTSEASON:** 4/3

27

Tyrone Poole returns to the Broncos after spending last year on the reserve/left squad list. He signed with the Broncos during the 2001 off-season, and began training camp with the club, but left the squad during camp and sat out the season. He was placed on reserve/left squad Aug. 28, 2001, and was reinstated to the roster Feb. 27, 2002. Poole is a proven veteran who has started 85 of his 92 NFL games with the Carolina Panthers and Indianapolis Colts and recorded 358 tackles (305 solo), four sacks, 10 interceptions (129 return yards), 99 pass breakups, five forced fumbles and two recovered fumbles. He has also returned 38 punts for 298 yards (7.8) with a long of 40 yards. Poole has played in four postseason games (three starts) and added 15 tackles (14 solo) and five pass breakups. He entered the NFL in 1995 as a first-round draft choice of the expansion Carolina Panthers, and was traded to the Colts July 22, 1998 for a 1999 second round draft choice (T Chris Terry).

2001: Poole signed with the Broncos May 23 and began training camp with the club, but was placed on the reserve/left squad list Aug. 28.

2000: Poole started 12 of the 15 games in which he appeared for Indianapolis and recorded 48 tackles (36 solo), 10 passes defended, one forced fumble and one interception. He played only on special teams in the last three regular season games and the Colts' Wild Card playoff loss at Miami (12/30/00). Poole's forced fumble came in Week 2 vs. Oakland (9/10) and his interception came in Week 8 vs. Detroit (10/29/00). He was inactive in Week 6 at Seattle (10/15). Poole's top tackling performance of the season came in the season opener at Kansas City (9/3) when he had six stops.

1999: Poole started 14 of the 15 games in which he played and totaled 44 tackles (40 solo), 16 passes defended, five QB hits, three interceptions (85 yards) and one sack (-5). He was inactive at New England (9/19) with a thigh injury. Poole intercepted a pass with 10 seconds remaining at

San Diego (9/26) and returned it 38 yards to seal a 27-19 win. He posted four tackles (3 solo) and his only sack (-5) vs. Kansas City (11/7) and also recorded an interception at Miami (12/5), which he returned 36 yards. Poole started at right cornerback in the Colts' 19-16 AFC Divisional Playoff loss vs. Tennessee (1/16) and recorded two solo tackles and one pass defended.

1998: Poole started all 15 games in which he played, missing the Colts' 27-14 loss at Miami (11/8) with a leg injury. He posted 58 total tackles (51 solo), 17 passes defended and one interception. He added five special teams tackles (3 solo), and was returned 12 punts for 107 yds. (8.9) with a long of 16. Poole recorded a season-high 10 solo tackles and returned one punt for 7 yds. vs. Buffalo (10/11). He also had four tackles (3 solo), one interception and returned three punts for 27 yds. (9.0) with a long of 11 vs. New Orleans (9/27). Poole was acquired by the Colts from Carolina, July 22, in exchange for a 1999 second round draft choice (T Chris Terry).

1997: Poole started all 16 games at right cornerback for Carolina and posted 60 tackles (53 solo), 18 passes defended, two interceptions (0 yds.), one sack (10 yds.), one forced fumble and one recovered fumble. He also returned 26 punts for 191 yards (7.3). Poole had seven solo tackles and one sack vs. Washington (8/31) and had seven solo tackles at St. Louis (11/23), along with four punt returns for 56 yds. (14.0), which included a career-best 40-yarder. He had interceptions vs. Kansas City (9/21) and vs. Oakland (11/2), and recovered a fumble at Atlanta (9/7).

1996: Poole started 15 games and both postseason contests for Carolina, missing only the St. Louis game (10/13) because of a calf injury. He totaled 80 tackles (65 solo), 22 passes defended, one interception (35 return yds.) and one fumble recovery. Poole recorded a season-high nine tackles at New Orleans (9/8). He had 13 tackles (12 solo) and four pass breakups in Carolina's two postseason contests, including eight tackles and two pass breakups in the Panthers' win over Dallas (1/5/97).

1995: Poole saw action in all 16 games and started 13 as a rookie with Carolina. He started the season opener at Atlanta (9/3) and the final 12 contests. Poole posted 68 tackles (60 solo), 16 passes defended, three forced fumbles, two sacks (-16) and two interceptions (8 ret. yds.). He had a season-high 11 tackles and two forced fumbles on at San Francisco (11/5) and had an interception, a forced fumble and a sack (-5) vs. Arizona (11/19). Poole's other interception came vs. the Jets (10/15) and his other sack (-11) came at St. Louis (11/12). He made the College and Pro Football Newsweekly, Pro Football Writers of America, and NFC All-Rookie first-team. Poole was selected in the first round (22nd overall) by the Panthers.

COLLEGE: Poole was a four-year starter at Fort Valley (Ga.) State and became the first player from that school to ever be selected in the first round. His career numbers included 41 starts in 42 games with 17 interceptions (262 yards) and 70 punt returns for 934 yards (13.3 avg.). He scored four touchdowns via interception returns and two on punt returns. As a senior he recorded four interceptions, 19 pass breakups, four forced fumbles and three blocked kicks. Poole also set the school record for the 200-meter dash and finished second in the national finals. He was a business major at Fort Valley State.

PERSONAL: Poole is a graduate of LaGrange (Ga.) High School, where he lettered in both football and track. He and his wife, Jennifer, reside in Atlanta, Ga. Poole was born Feb. 3, 1972 in LaGrange, Ga.

POOLE'S REGULAR SEASON RECORD

Year	Club	G	S	UT	A	TT	S-Yds.	I-Yds.	PD	FF	FR	TD-Int.	TD-FR	S	Pts.
1995	Carolina	16	13	60	8	68	2-16	2-8	16	3	0	0	0	0	0
1996	Carolina	15	15	65	15	80	0-0	1-35	22	1	1	0	0	0	0
1997	Carolina	16	16	53	7	60	1-9	2-0	18	1	1	0	0	0	0
1998	Indianapolis	15	15	51	7	58	0-0	1-0	17	0	0	0	0	0	0
1999	Indianapolis	15	14	40	4	44	1-5	3-85	16	0	0	0	0	0	0
2000	Indianapolis	15	12	36	12	48	0-0	1-1	10	1	0	0	0	0	0
2001	Denver	RESERVE/LEFT SQUAD													
CAREER TOTAL		92	85	305	53	358	4-30	10-129	99	5	2	0	0	0	0

ADDITIONAL STATISTICS: Returned 26 punts for 191 yards (7.3) with a long of 40, 1997; returned 12 punts for 107 yards (8.9) with a long of 16, 1998. Total: 38 punt returns for 298 yards (7.8) with a long of 40.

POOLE'S POSTSEASON RECORD

Year	Club	G	S	UT	A	TT	S-Yds.	I-Yds.	PD	FF	FR	TD-Int.	TD-FR	S	Pts.
1996	Carolina	2	2	12	1	13	0-0	0-0	4	0	0	0	0	0	0
1999	Indianapolis	1	1	2	0	2	0-0	0-0	1	0	0	0	0	0	0
2000	Indianapolis	1	0	0	0	0	0-0	0-0	0	0	0	0	0	0	0
CAREER TOTAL		4	3	14	1	15	0-0	0-0	5	0	0	0	0	0	0

**TREVOR PRYCE**  **DEFENSIVE END****6-5 • 295 • 6TH YR. • CLEMSON**

BORN: August 3, 1975 in Brooklyn, N.Y.
HIGH SCHOOL: Lake Howell High School, Casselberry, Fla.
RESIDES: Aurora, Colo.
ACQUIRED: Draft #1 (28th overall), 1997
PRO YEAR: 6th • **YEAR WITH BRONCOS:** 6th
NFL GAMES PLAYED/STARTED: 71/65 • **POSTSEASON:** 8/3

93

Trevor Pryce faces a new challenge in 2002 as he moves from the defensive tackle position at which he has earned three straight Pro Bowl invitations, to defensive end, where Denver coaches hope to utilize his athleticism and “long” frame to provide a strong outside pass-rush. With 32 sacks over the past three seasons Pryce has established himself as one of the elite defensive linemen in the NFL, and hopes to climb to new heights this year in his new position. Rewarded with a new long-term contract before the 2001 season, Pryce now looks forward to a lengthy career with the Broncos, and stands poised to make a run at the franchise’s all-time sack leaders. He earned his first Pro Bowl berth and consensus All-NFL honors in 1999 and made numerous All-Pro lists again in 2000 along with his second Pro Bowl nod. Pryce’s third straight Pro Bowl bowl nod last year was in a starting role, and came along with second-team All-NFL honors, as he further solidified his position as an impact player. A four-year starter for the Broncos, Pryce ranked in the NFL’s top 10 in sacks in 1999 and 2000, and has either shared or held outright the team sack lead for four straight seasons. His 13 sacks in 1999 are fifth most in franchise history, and his 42.5 career sacks rank ninth on the Broncos’ all-time list. Pryce has now played in 71 games (65 starts) and made 236 tackles (182 solo), including 42.5 sacks (-267.5), as well as two interceptions, three passes defensed, seven forced fumbles, two fumble recoveries, a blocked field goal and a touchdown on a fumble return. He has also played in eight postseason games (3 starts) and added 13 tackles (9 solo), including one sack, as well as a pass defensed. Pryce was the Broncos’ first round draft choice (28th overall) in 1997.

2001: Pryce—voted to start in the Pro Bowl for the third year in a row, while also earning second-team All-NFL honors from the Associated Press and *College & Pro Football Newsweekly*, and All-AFC kudos from *Football News*—started all 16 games at right defensive tackle and posted 55 tackles (42 solo), including a team-leading (tie) seven sacks (-50), while also adding three passes defensed and two forced fumbles. He recorded his seventh sack of the season at K.C. (12/16), dropping Trent Green for a 3-yd. loss, among his five tackles. Pryce recorded five tackles (4 solo) vs. Sea. (12/9), including a sack of Matt Hasselback for an 8-yd. loss in the 2nd qtr. Pryce made four tackles at Dal. (11/22), one for a loss, and caused a fumble. He added to his team-leading sack total vs. S.D. (11/11) by taking down Chargers quarterback Doug Flutie for an 18-yd. loss. Pryce made four tackles at Oak. (11/5) and caused a fumble that led to a Denver field goal. He posted his fourth sack of the season vs. N.E. for -6 yds., among his three solo tackles. His third sack of the season, vs. K.C. (10/7), raised his career total to 38.5 (42.5 by year’s end) to move into ninth on the Broncos’ all-time list, ahead of Dave Costa (37.5). Pryce dropped Trent Green for a 4-yd. loss. His second sack of the season came at Ariz. (9/23) on Jake Plummer for a 3-yd. loss. Pryce’s first sack came in the opener vs. the Giants (9/10) on Kerry Collins, and resulted in an 8-yd. loss.

2000: Pryce—voted as a Pro Bowl starter for the second straight season, while earning second-team All-Pro honors from *College & Pro Football Newsweekly* and All-AFC nods from *Pro Football Weekly* and *Football News*—started at right defensive tackle in all 16 games and posted 44 tackles (36 solo), including a team-leading 12 sacks (-76.5), as well as two forced fumbles and one fumble recovery (at Oak., 9/17) which he returned 28 yds. for his first NFL touchdown. Pryce ranked fifth in the AFC (T9th NFL) in sacks—No. 1 among defensive tackles (No. 3 NFL)—and

OFF THE FIELD

Trevor owns a record label called Outlook Music Co., which opened in 2002 with an office in downtown Denver. The first release on the label, by the group Roman Canada, is called “Says Pop,” and was issued this year. The Outlook label also includes the group 33 Hz—an urban pop band from Brooklyn, N.Y.—and 16-year old singer Melissa Lujan. Trevor is also an accomplished DJ who has been working on his own CD of originally produced music, called “Revenge,” which has been in the works for about five years.

recorded 5.5 (-33) in the three-game period of Weeks 5-7. His 12th sack came in the finale vs. S.F. (12/23) when stripped the ball from Jeff Garcia for a 9-yd. loss. He posted sacks in back-to-back games, dropping Rich Gannon for a 4-yd. loss vs. Oak. (11/13) and Ryan Leaf for a 5-yd. loss vs. S.D. (11/19) to raise his total to nine for the season, and made it four sacks in four weeks with his two sacks at N.O. (12/3). It was Pryce’s fifth career multi-sack game, and gave him 34.5 sacks for his career to move ahead of teammate Maa Tanuvasa (33) for 10th on the all-time franchise list. He missed the second half at Cin. (10/22) with a knee sprain. In Week 7 he dropped Cleve. quarterback Tim Couch (10/15) for a 5-yd. loss in Denver’s 44-10 win, a week after his stellar performance at S.D. (10/8) when he tied his career high with three sacks of Jim Harbaugh (-17). That performance was preceded by a 1.5-sack effort on New England’s Drew Bledsoe (10/1). The San Diego game marked the third time in his career Pryce had posted three sacks in a single game, and was his fourth career multi-sack game. He posted a solo sack of Atlanta’s Chris Chandler (-8) in Week 2, on which he forced a fumble, and shared a 7-yd. sack of Chandler with Harald Hasselbach later in the game. Pryce started at right defensive tackle in the AFC Wild Card Game at Balt. (12/31) and posted a career postseason-high seven solo tackles and a pass defensed.

1999: Pryce was chosen as a starter in his first Pro Bowl appearance; named first-team All-NFL by the Associated Press, *Sports Illustrated* and *College & Pro Football Newsweekly*; second-team All-NFL by *Football Digest* and All-AFC by *Pro Football Weekly*. He started at right defensive tackle in 15 games and ranked eighth on the team — tops among defensive linemen — with 50 tackles (36 solo), including a team-leading and career-high 13 sacks (-75), as well as one interception, three forced fumbles and one fumble recovery. Pryce ranked second in the AFC (5th NFL) in sacks, and posted more than any other defensive tackle in the league. His 13 sacks tied for fifth on Denver’s all-time single-season list, and were the most by a Bronco since Alfred Williams notched 13 in 1996. Pryce’s interception came in the backfield at K.C. (9/19), as he pulled the ball out of the air after Elvis Grbac was hit by Neil Smith while trying to throw. It was his second career interception. Pryce’s first three sacks came at Tampa Bay (9/26) on Trent Duffer, establishing a career high. It marked the first time since Oct. 6, 1997 (Maa Tanuvasa) that a Bronco had registered three sacks in one game. He added his fourth a week later (10/3), dropping the Jets’ Rick Mirer for a 5-yd. loss, and made it three weeks in a row with a sack by dropping Oakland’s Rich Gannon for a 9-yd. loss in Denver’s 16-13 Week 5 win (10/10). Pryce raised his season total to six sacks vs. Minnesota (10/31) with an 8-yd. sack of Jeff George for a safety to give Denver a 9-0 lead in the 1st qtr. His seventh came at San Diego (11/7) on Jim Harbaugh (-3). Pryce turned in perhaps the most important play of the game in Denver’s 27-21 overtime win against Oakland (11/22) on Monday Night Football, stripping the ball from Raiders quarterback Rich Gannon on a sack in overtime, and recovering the fumble to give Denver possession at Oakland’s 24-yd. line in overtime. Denver’s Olandis Gary scored on a 24-yd. run on the next play to win the game. Pryce tied his single-game career high with three sacks (-11) of Mark Brunell at Jacksonville (12/13), and ran his season total to 12 with a 7-yd. sack of Jon Kitna vs. Seattle (12/19). He knocked the ball loose on his first sack to record his third forced fumble of the season. Pryce sustained a knee injury in the Seattle game that was bothersome enough to keep him out of the following week’s game at Detroit (12/25). He returned a week later for the season-finale vs. S.D. (1/2) and posted his 13th sack, dropping Moses Moreno for a 3-yd. loss.

1998: Pryce started at right defensive tackle in 15 of the 16 games and ranked seventh on the team — No. 1 among defensive linemen — with 59 tackles (48 solo), including a career-high 8.5 sacks (-56.5) to tie for the team lead and tie for 10th in the AFC. He played but did not start at Seattle (10/11) because the Seahawks opened the game in a three-wide receiver alignment. Pryce’s first sack came in Week 3 at Oakland (9/20) on the Raiders’ Jeff George (-7), and his second came two weeks later vs. Philadelphia (10/4) when he dropped Bobby Hoving for a 4-yd. loss. He posted his third (-7) a week later at Seattle (10/11) on John Friesz in the fourth quarter, and followed that with his first career two-sack game vs. Jacksonville (10/25), dropping Mark Brunell for 17 yds. in losses. He ran his sack total to six at Kansas City (11/16) on Monday Night Football, dropping Rich Gannon for a 10-yd. loss midway through the 4th qtr. on a 4th-and-9 play from the Broncos’ 10-yd. line, and added his seventh the next week on Oakland’s Donald Hollas (11/22). He combined with Maa Tanuvasa to sack Giants QB Kent Graham (-11) in the 2nd qtr. at New York (12/13) to raise his total to 7.5, and finished the year with a 4-yd. sack of Seattle’s Jon Kitna in the season-finale (12/27). Pryce recorded his first career interception at Washington (9/27), picking off a Trent Green pass in Broncos territory to thwart a Redskins drive just before halftime. His first career blocked field goal came early in the second quarter of the season-opener vs. New England (9/7) when he penetrated the Patriots’ line to thwart a 37-yd. attempt by Adam Vinatieri, making

the recovery as well, to set up Denver for a drive that would result in a touchdown and a 17-0 lead. Pryce recorded a career-high eight tackles (6 solo) at Cincinnati. Preseason: Pryce started all four games at right defensive tackle and recorded eight tackles (5 solo), in his first preseason as a full-time starter. Pryce saw action at defensive tackle in all three postseason games and started two, making four tackles (1 solo). In the AFC Divisional Playoff Game vs. Miami (1/9) he did not start as the Broncos opened the game in their nickel formation. He did see starter's playing time, however, and made two assisted tackles. He posted one solo tackle in the AFC Championship Game vs. the Jets (1/17) and added one assisted tackle in Super Bowl XXXIII vs. Atlanta (1/31), starting both contests, as Denver repeated as Super Bowl champions.

1997: Pryce played in the final eight games of the season and started three (at San Diego, 11/30; at Pittsburgh, 12/7 and vs. San Diego, 12/21) at right defensive tackle in place of Maa Tanuvasa (ankle). He was declared inactive for the first eight games. For the season he posted 28 tackles (20 solo), including two sacks (-9.5), as he notched a half a sack in each of his first two NFL appearances (Seattle, 11/2 and Carolina, 11/9), and his first solo vs. San Diego (12/21). He split the two sacks with Tyrone Braxton and Mike Lodish, respectively. Pryce saw his first professional action vs. Seattle (11/2) and responded with two tackles, including half a sack (-0.5). He made his first NFL start at San Diego (11/30) and performed well with three solo tackles. Pryce started his second straight contest at Pittsburgh (12/7). His high-tackle games on the season came vs. Oakland (11/24) and at San Francisco (12/15), posting seven stops (5 solo) in each. In the post-season Pryce played in all four games as a reserve defensive tackle and recorded two tackles (1 solo), including a sack of Jacksonville quarterback Mark Brunell in the Wild Card game (12/27/97) and an assisted tackle at Pittsburgh (1/11) in the AFC Championship Game.

COLLEGE: Pryce played one season (1996) at defensive end for Clemson, starting all 11 games and earning first-team All-Atlantic Coast Conference honors, after transferring from Michigan where he played linebacker in 1993-94 (20 games/8 starts). He sat out the 1995 season due to NCAA transfer rules. Pryce finished his collegiate career with 118 tackles (72 solo), including 11.5 sacks (-105 yards) and 24 tackles for loss (-127), as well as 31 quarterback pressures, three forced fumbles, three fumble recoveries and two passes defensed. He was a communications major.

PERSONAL: Pryce was a consensus All-American and the top-rated defensive line prospect in the country by *The Sporting News* at Lake Howell High School in Casselberry, Fla. He earned All-Central Florida, all-conference and all-district accolades, and also excelled in track, finishing second in the district finals in the 110-meter high hurdles (15.0). Pryce owns a recording label called Outlook Music Co., which opened in 2002 with an office in downtown Denver. The first release on the label, by the group Roman Candle, is called "Says Pop," and was issued in the spring of 2002. The Outlook label also includes the group 33 Hz—an urban pop band from Brooklyn, N.Y.—and 16-year old singer Melissa Lujan. He is also an accomplished DJ who has been working on his own CD of originally produced music, called "Revenge," which has been in the works for about five years. Trevor was born Aug. 3, 1975 in Brooklyn, N.Y. He has a daughter, Khary Elise (10/28/99), and resides in Aurora, Colo.

PRYCE'S REGULAR SEASON RECORD

Year	Club	G	S	UT	A	TT	S-Yds.	I-Yds.	PD	FF	FR	TD-Int.	TD-FR	S	Pts.
1997	Denver	8	3	20	8	28	2-9.5	0-0	0	0	0	0	0	0	0
1998	Denver	16	15	48	11	59	8.5-56.5	1-1	0	0	0	0	0	0	0
1999	Denver	15	15	36	14	50	13-75	1-0	0	3	1	0	0	1	2
2000	Denver	16	16	36	8	44	12-76.5	0-0	0	2	1	0	1	0	6
2001	Denver	16	16	42	13	55	7-50	0-0	3	2	0	0	0	0	0
CAREER TOTALS		71	65	182	54	236	42.5-267.5	2-1	3	7	2	0	1	1	8

ADDITIONAL STATISTICS: Returned a fumble 28 yards for a touchdown, 2000 (at Oakland, 9/17). Blocked a 37-yard field-goal attempt, 1998 (Adam Vinatieri, vs. New England, 9/7/98). Recorded a safety, 1999 (sack of Jeff George in end zone, vs. Minnesota, 10/31/99).

PRYCE'S POSTSEASON RECORD

Year	Club	G	S	UT	A	TT	S-Yds.	I-Yds.	PD	FF	FR	TD-Int.	TD-FR	S	Pts.
1997	Denver	4	0	1	1	2	1-0	0-0	0	0	0	0	0	0	0
1998	Denver	3	2	1	3	4	0-0	0-0	0	0	0	0	0	0	0
2000	Denver	1	1	7	0	7	0-0	0-0	0	0	0	0	0	0	0
CAREER TOTALS		8	3	9	4	13	1-0	0-0	0	0	0	0	0	0	0



MONTAE REAGOR  **DEF. TACKLE**

6-3 • 285 • 4TH YR. • TEXAS TECH

BORN: June 29, 1977 in Waxahachie, Texas
HIGH SCHOOL: Waxahachie High School, Waxahachie, Texas
RESIDES: Highlands Ranch, Colo.
ACQUIRED: Draft #2a (58th overall), 1999
PRO YEAR: 4th • **YEAR WITH BRONCOS:** 4th
NFL GAMES PLAYED/STARTED: 30/0

99

Montae Reagor enters his fourth season in Denver, competing for playing time in a defensive tackle rotation that has seen many personnel changes over the past two seasons. In his first three seasons he has established himself as a talented, hard-working player, who is looking to make even more of an impact now in his second season in defensive coordinator Ray Rhodes' system. Reagor has played in 30 games and made 30 tackles (27 solo), including three sacks (-25), as well as one pass defensed, seeing action at both defensive end and defensive tackle. Reagor was the first of Denver's two choices in the second round of the 1999 NFL Draft (58th overall) out of Texas Tech.

2001: Reagor was declared inactive for the first eight games before playing in a reserve role in each of the final eight, finishing the year with six solo tackles, including a sack (-6). That sack came at Dal. (11/22), as he dropped Ryan Leaf for a 6-yd. loss among his two solo tackles. He also posted five special teams tackles.

2000: Reagor played in a reserve role in 13 games and posted 13 solo tackles, including two sacks (-19), and a pass defensed. He also made three tackles on special teams. Reagor had a career-high five solo tackles at Cin., including an 11-yd. sack of Akili Smith early in the 3rd qtr. His first two tackles came vs. Atl. (9/10) and included his first NFL sack, of Chris Chandler (-8). Reagor was declared inactive vs. K.C. (9/24) because of a sprained ankle suffered at Oak. (9/17). He was also inactive vs. Oak. (11/13) and at K.C. (12/17), as well as for the AFC Wild Card Game at Balt. (12/31).

1999: Reagor was active for 10 games and played in nine, making 11 tackles (8 solo). He was inactive for the other six games. Reagor was active but did not play vs. the Jets (10/3), then saw his first NFL action vs. Minnesota (10/31). Reagor played again at San Diego (11/7) despite missing practice time during the week because of a minor knee injury, and posted his first NFL tackle. A week later at Seattle (11/14), Reagor added two solo tackles, followed by one solo vs. Oakland (11/22). He posted a career-high three tackles (2 solo) vs. Seattle (12/19), and closed the season with two stops (1 solo) vs. San Diego (1/2).

COLLEGE: Reagor was a four-year starter (44 games, 41 starts) at Texas Tech and holds school records with 24.5 quarterback sacks and 47 tackles behind the line of scrimmage, while also excelling in the classroom, graduating in just 3-1/2 years with a degree in exercise and sports management. Reagor was named the 1999 winner of the prestigious Bank of America Community Champion of the Year award. He was a consensus All-American and All-Big 12 Conference first-team selection as a senior, and also added honorable mention All-Big 12 Academic honors, starting every game and finishing second on the team with 96 tackles (52 solos), including a team-leading seven sacks (-46) and a school-record 19 tackles for losses (-51). Reagor was a finalist for *Football News'* National Defensive Player of the Year Award and the Lombardi Award, given to the nation's top lineman, and was a member of the AFCA "Good Works" team. Reagor was second-team All-America by *The Sporting News* and a consensus first-team All-Big 12 choice as a junior, when he was also named to the Big 12 Commissioner's Honor Roll and was a recipient of the team's Pete Cawthon Memorial Most Valuable Player Award. Reagor was the runner-up for Southwest Conference Newcomer of the Year honors as a true freshman.

PERSONAL: Reagor graduated from Waxahachie (Texas) High School (pronounced WOX-uh-HATCH-ee). He was named a *Lubbock Avalanche-Journal* Fabulous 44 and *Austin American-Statesman* Fab 55 selection, as well as a Top 100 choice by the *Dallas Morning News*, *Fort Worth Star-Telegram*, *Houston Post*, *Houston Chronicle* and *San Antonio Express-News*. He was also a Class 4A second-team all-state defensive lineman by Associated Press and TSWA, All-Metro Area and Most Valuable Player in District 10-4A. Reagor led the team with 92 tackles as a senior, including 14 sacks, and had two interceptions and two fumble recoveries, one on which he scored. He also played tight end in his junior year (22-351, 7 TDs), after starting at tight end for the Class 4A state football champion as a sophomore and starting at forward on the basketball team. He

was second in the state finals in the discus with a 167'-7" throw as senior and a three-time district champ in the discus. Reagor also played in the THSCA All-Star Football Game. Willie Montae Reagor was born June 29, 1977 in Waxahachie, Texas. He resides in Highlands Ranch, Colo.

REAGOR'S REGULAR SEASON RECORD

Year	Club	G	S	UT	A	TT	S-Yds.	I-Yds.	PD	FF	FR	TD-Int.	TD-FR	S	Pts.
1999	Denver	9	0	8	3	11	0-0	0-0	0	0	0	0	0	0	0
2000	Denver	13	0	13	0	13	2-19	0-0	1	0	0	0	0	0	0
2001	Denver	8	0	6	0	6	1-6	0-0	0	0	0	0	0	0	0
CAREER TOTAL		30	0	27	3	30	3-25	0-0	1	0	0	0	0	0	0

ADDITIONAL STATISTICS: Special teams tackles — 2000 (3).



IZELL REESE  **SAFETY**
6-2 • 190 • 5TH YR. • ALABAMA-BIRMINGHAM

BORN: May 7, 1974 in Dothan, Ala.
HIGH SCHOOL: Northview High School, Dothan, Ala.
RESIDES: Dallas, Texas
ACQUIRED: Unrestricted Free Agent (Dallas), 2002
PRO YEAR: 5th • **YEAR WITH BRONCOS:** 1st
NFL GAMES PLAYED/STARTED: 56/15

43

Izell Reese joined the Broncos as an unrestricted free agent from Dallas, signed April 1, 2002, and will compete for the starting free safety position this year. A four-year NFL veteran, Reese has played in 56 career games and started 15, displaying great versatility by making starts at both strong and free safety, as well as at cornerback. He also proved himself as one of the Cowboys' most capable coverage men and tacklers on special teams, where he led all Dallas players in two of his four seasons there (1998, 2000). His career numbers include 144 tackles (82 solo), three sacks (-18), seven interceptions, 14 passes defended and one forced fumble, as well as 57 special teams tackles. Reese's second season (1999) was cut short due to a herniated disc in his neck midway through the season. He underwent fusion of the C2-C3 vertebrae on Jan. 4, 2000 and has returned to play in all 32 games in the two seasons since. Reese was chosen by the Cowboys in the sixth round (188th overall) of the 1998 NFL Draft, out of Alabama-Birmingham.

2001: Reese split time between cornerback and safety and finished the year tied for fourth on the team in sacks with three (-18), among his 37 tackles (24 solo). He also added an interception, three passes defended and a forced fumble, starting the first four games at corner (3 left/1 right) before moving back to safety. Reese had a season-high eight tackles, including one sack, in the season-opening loss to T.B. (9/9). He registered his second highest tackle total of the year at Oakland (10/7) with seven stops. Reese collected his second sack in an overtime loss at New York (11/4). In Atl. (11/11) Reese forced a Michael Vick fumble that was recovered by Darren Woodson to set up the Cowboys' 3-yd. touchdown pass. He added his third sack in the loss to Denver (11/22) on Thanksgiving Day. Reese had a big 4th qtr. interception at Washington (12/2) that helped seal the Dallas win—the second year in a row he had a key 4th qtr. interception at Washington.

2000: Reese overcame his largest career hurdle to date by completely recovering from off-season disc surgery and returning to full speed action for the start of the season. With a clean bill of health, Reese responded with the best season of his career. While seeing extended playing time in the secondary—including seven starts due to injured comrades—he ranked second on the team in interceptions (two) and eighth in tackles with a career-high 72. He also led all Dallas special teams players with 22 tackles. In the season opener vs. Phila. (9/3) Reese saw most of his action in multiple defensive back sets, and picked up his first interception of the season. He returned the theft 14 yards to set up a Dallas field goal. At Wash. (9/18) he made perhaps the biggest defensive play of his young career with a 4th qtr. interception of Brad Johnson that ended Washington bid. He returned the interception 46 yards to set up a final Dallas field goal to ice the win. In the loss to S.F. (9/24) Reese recorded five tackles, one shy of his career-high, and took over at strong safety for Darren Woodson in the 4th qtr. following his ejection. In the overtime loss at Phila. (11/5) he took over in the 4th qtr. for George Teague, who broke his right foot, and went on to register four tackles and broke up one pass. He also led the team with three special teams tackles, and helped limit Brian Mitchell to one punt return for two yards. Reese earned his first start of the year the following week against Cin. (11/12), taking over at free safety for Teague, and responded with a then career-high 10 tackles. One week later at Balt. (11/19) he turned in a second straight career-high tackle total, finishing second on the team with 11.

1999: Despite missing the final eight games of the season with a herniated disc in his neck, Reese tied for second on the team with three interceptions while totaling 28 tackles, five passes defended, two quarterback pressures and six special team tackles. Against Atl. (9/20), he posted two tackles and a fourth quarter interception he returned 24 yds. He earned his first NFL start at Phila. (10/10) in place of the injured Darren Woodson (sprained ankle) and logged six tackles and an interception. He again posted six stops at the N.Y. Giants (10/18) before leaving the game in the fourth quarter with a neck strain. He started at free safety for George Teague (strained neck) against Wash. (10/24) and totaled five tackles and a pass defended, and again started for Teague at Indianapolis (10/31) and registered four tackles and two special teams stops. At Minn. (11/8) Reese earned his fourth start of the season as Dallas opened in its "45" package, and posted five tackles while intercepting his third pass of the season. He was deactivated against G.B. (11/14) and placed on injured reserve Nov. 19 with a herniated disc in his neck.

1998: Not expected to make a huge impact as a rookie, Reese surprised many by contributing in the Dallas "45" and nickel defenses and emerging into a leader on special teams. Based heavily on the play of Reese—who led the Cowboys in special teams tackles with 21—the Dallas coverage units led the NFL in kickoff coverage (18.5) and finished third in punt coverage (6.2). In addition, the Cowboys kickoff coverage teams led the NFL in opponents starting field position after receiving a kickoff (22.4-yard line). His 21 tackle performance on special teams was the second best figure among all NFL rookies (Hines Ward, Pittsburgh—28). His play earned him NFL Special Teams Coverage Player of the Year as selected by the Dallas Morning News. Reese started his NFL career off with a bang by tying for the team lead with two special team tackles in the season opener against Ariz. (9/6). He came into his own the second half of the season, recording 16 special teams stops over the final nine games of the regular season. While playing safety in the nickel defense against Min. (11/26) Reese recorded his first career interception with a 3rd-qtr. pick of Randall Cunningham. Continuing to show promise in the secondary, Reese had two tackles at K.C. (12/13). He recorded two more tackles and a quarterback pressure against Phila. (12/20). Reese made his first career postseason appearance against Ariz. (1/2/99), recording three tackles in passing situations.

COLLEGE: Reese finished his four years at Alabama-Birmingham ranked second in career tackles with 276. His eight career interceptions ranked fourth in school history, and his 135 career interception return yds. set a school record. Reese also established a school mark by appearing in all 44 games as a Blazer. As a senior, he recorded a career-high 83 tackles from his strong safety position. He closed out his collegiate career with a school-record 85-yard interception return for a touchdown in a win over Arkansas State. Reese finished second on the team with 69 tackles his junior year after registering 70 tackles and an interception as a sophomore. He posted a career-high 18 stops—the third best single-game total in school history—against Western Kentucky during his sophomore campaign. As a true freshman, Reese had a career-high four interceptions. He was the second player in the UAB program's seven-year history to be selected in the NFL Draft, joining cornerback Dainon Sidney, who was taken in the third round of the 1998 draft by Tennessee. Reese was a physical education major.

PERSONAL: A three-year letterman at Northview High School in Dothan, Ala., Reese led the team with five interceptions as a senior. He also lettered in basketball. He has served as a celebrity football coach in the annual Dallas Cowboys Let Us Play! Sports Camp for girls, working with girls from non-profit agencies in the Dallas/Ft. Worth area, and served as a celebrity escort in the 2001 Children's Cancer Fund Fashion Show, which raised \$450,000 for pediatric oncology research. Reese also joined fellow secondary teammates in 2000 for the Second Annual NFL/United Way Hometown Huddle, serving lunch to the homeless and visiting with children at The Salvation Army, Carr P. Collins Social Services Center. Reese was born May 7, 1974 in Dothan, Ala.

REESE'S REGULAR SEASON RECORD

Year	Club	G	S	UT	A	TT	S-Yds.	I-Yds.	PD	FF	FR	TD-Int.	TD-FR	S	Pts.
1998	Dallas	16	0	4	3	7	0-0	1-6	1	0	0	0	0	0	0
1999	Dallas	8	4	20	8	28	0-0	3-28	5	0	0	0	0	0	0
2000	Dallas	16	7	34	38	72	0-0	2-60	5	0	0	0	0	1	2
2001	Dallas	16	4	24	13	37	3-18	1-42	3	1	0	0	0	0	0
CAREER TOTAL		56	15	82	62	144	3-18	7-136	14	1	0	0	0	1	2

ADDITIONAL STATISTICS: Special teams tackles — 1998 (21), 1999 (6), 2000 (22), 2001 (8), TOTAL (57).

REESE'S POSTSEASON RECORD

Year	Club	G	S	UT	A	TT	S-Yds.	I-Yds.	PD	FF	FR	TD-Int.	TD-FR	S	Pts.
1998	Dallas	1	0	1	2	3	0-0	0-0	0	0	0	0	0	0	0

**TOM ROUEN**  **PUNTER****6-3 • 225 • 10TH YR. • COLORADO**

BORN: June 9, 1968 in Hinsdale, Ill.
HIGH SCHOOL: Heritage High School, Littleton, Colo.
RESIDES: Littleton, Colo.
ACQUIRED: Free Agent, 1993
PRO YEAR: 10th • **YEAR WITH BRONCOS:** 10th
NFL GAMES PLAYED/STARTED: 144/0 • **POSTSEASON:** 10/0

16

Tom Rouen enters his 10th season in Denver as one of the leading punters in the history of the franchise, having recorded more punts than any other Bronco (612) and ranking third in yards-per-punt average (44.0). He led the NFL in gross punting average in 1999 (46.5) after posting the best yards-per-punt average of his career in '98 (franchise-record 46.9), and both figures rank atop of the franchise's single-season record book. Rouen has also been impeccable as Jason Elam's holder on field goals and point-after attempts for eight seasons, playing an extremely key role in Elam's NFL-record-tying 63-yard field goal in '98. He has also held for Elam throughout the time period that the Broncos placekicker has converted an NFL-record 344 consecutive point-after attempts. Rouen earned his first AFC Special Teams Player of the Week award of his career in Week 9 of the 2001 season, putting forth the best statistical performance by an NFL punter since 1988, posting a net average of 52.3 yards on six punts. Rouen has played in 144 career games since signing with the Broncos as a free agent in 1993. He has also played in 10 postseason games, and ranks second on that list with 45 career punts.

2001: Rouen played in all 16 games and ranked second in the AFC (3rd NFL) in gross punting average (45.3; 81-3,668) and sixth in the AFC (T8th NFL) in net average (36.5). His 81 punts and 3,668 yds. were the second-highest totals of his career, just behind his 1999 totals (84-3,908), while his 45.3-yd. gross avg. was the third-best of his career. Rouen averaged 47.7 yds. on six punts (286 yds.) at Mia. (12/2), including a long of 61, his third-longest of the season. He booted nine punts vs. Wash. (11/18) to tie his career high (4th time), accounting for 354 yds. (39.3), with a net average of 33.3. He also passed Billy Van Heusen (574) in the Wash. game to become the all-time leader in punts by a Bronco. Rouen was named AFC Special Teams Player of the Week for Wk. 9, when he registered a 52.3 net average on six punts (319 yds.) vs. S.D. (11/11), the best performance by an NFL punter since 1988 (former Bronco Mike Horan posted a net of 52.8 vs. the L.A. Raiders, 9/26/88). Rouen also pinned the Chargers inside their own 20 five times. He had six punts at S.D. (10/21), totalling 270 yds. (45.0), pinning two inside the 20 yd line. He had six punts vs. Balt. (9/30) for 279 yds. (46.5 yds.). He averaged 54.3 yds. on four punts at Ariz. (9/23) after getting out of the gates quickly with an impressive opening game vs. the Giants (9/10) in which he averaged 50.3 yds. (net of 44.3) on four punts. His long was 64 and he placed two inside the 20-yd. line.

2000: Rouen averaged 40.2 yds. on 61 punts (2,455 yds.) with a long of 62, and placed 18 inside the 20-yd. line with nine touchbacks. He also had one punt blocked and made one special teams tackle, and posted a net average of 32.3. Rouen tied his career high (third time) with nine punts at S.D. (10/8). He handled kickoffs during the second half vs. Atlanta (9/10) after Jason Elam left the game with a back injury. Rouen punted a Broncos postseason-record nine times in the AFC Wild Card Game at Balt. (12/31) and averaged 38.4 yds. per punt with a net of 35.6. His longest punt of 62 yds. represented a personal postseason best.

1999: Rouen averaged 46.5 yds. on a career-high 84 punts (3,908 yds.), with a net avg. of 35.6 and a long of 65 yds. He placed 19 punts inside the 20-yd. line and had 16 touchbacks, while also adding one special teams tackle (vs. Oak., 11/22). Rouen led the NFL with a gross average of 46.5, making him the first Bronco to do so since Mike Horan in 1990. He was spectacular at Oakland (10/10) in Denver's first win of the season, averaging 54.2 yds. on five punts, and posted an average of 53.2 yds. on 18 punts over a four-game span beginning with that game (Games 5-8). Rouen set a career high with five punts placed inside the 20-yd. line vs. Oakland (11/22), and

OFF THE FIELD

Tom is married to six-time Olympic gold medalist Amy Van Dyken. Van Dyken dominated the swimming portion of the 1996 Summer Games in Atlanta, becoming the first U.S. woman to claim four gold medals in one Olympics, then added two more in the 2000 summer games in Sydney, Australia. Rouen and Van Dyken were married in February 2001.

his nine punts were also a career high, which he duplicated the next week vs. K.C. (12/5). In the latter contest he also set a career mark for punting yardage in a game (479). Additionally, his 18 punts in games 11-12 (vs. Oak., 11/22 and vs. K.C., 12/5) were the most in a two-game span during his career.

1998: Rouen averaged a career-best and franchise-record 46.9 yards on 66 punts (3,097 yds.) with a net average of 37.6, 10 touchbacks and 14 punts placed inside the 20-yd. line, and had one punt blocked (William Thomas, Phila., 10/4) for a safety. He also had one special teams tackle. Rouen ranked second in the NFL in punting average, and ranked fourth in the AFC (7th NFL) in net average. His longest punt (76 yds. at Oak., 9/20) established a new career best and ranked as the third longest punt in Broncos history, while also standing as the longest in the NFL in 1998. He also had a 71-yarder vs. Phila. (10/4). In that contest vs. the Eagles Rouen attempted an extra-point in the third quarter because of an injury to Jason Elam, but missed wide left. Rouen played a crucial role in a history-making play Oct. 25 at Mile High Stadium vs. Jacksonville, providing the placement for Jason Elam's NFL-record-tying 63-yd. field goal in the closing seconds of the first half. Rouen averaged 44.9 yards on 10 punts (449 yds.) in three postseason games, and had one attempt blocked, for a net average of 34.1. He also had one rushing attempt of -9 yds. after a bobbled snap and subsequent fumble recovery. In the AFC Divisional Playoff Game vs. Miami (1/9) he averaged 48.5 yards on two punts (97 yds.) and posted a net average of 33. The 48.5 punting average represented a franchise single-game best for the postseason. A week later in the AFC Championship Game vs. the Jets (1/17), Rouen tied a franchise postseason record with seven punts (Mike Horan vs. Wash., Super Bowl XXII, 1/31/88) and averaged 45.3 yds.-per-punt, but had one attempt blocked, lowering his net average to 34.3 for the game. Early in the 3rd qtr. New York's Blake Spence burst through the Denver line to block the punt and Fred Baxter recovered at the Broncos' 1-yd. line, placing the Jets in position for the touchdown that put them ahead 10-0. Rouen also recorded the longest punt of his postseason career during the Jets game, with a 59-yard boot, and posted a special teams tackle. Rouen's only punt in Super Bowl XXXIII vs. Atlanta (1/31) went for 35 yds., and was downed inside the Falcons' 20-yd. line.

1997: Rouen averaged 43.3 yards on 60 punts with a net of 38.1, ranking fourth in the AFC (5th NFL). His 43.3-yard average ranked sixth in the AFC (10th NFL). Rouen placed 22 punts inside the 20-yard line and recorded just four touchbacks, with a long of 57 (at Pitt., 12/7). He tied a career-high with eight punts at Buffalo (10/26), matching his previous high set at the Raiders in 1994 (12/11). Rouen closed the regular season on a high note, averaging 48.5 yards (net of 43.8) on four punts with a long of 54 yards at San Francisco (12/15), including three placed inside the 20-yard line, and followed that with a 53-yard average on two punts vs. San Diego (12/21), with a long of 56. In the postseason Rouen averaged 36.4 yards with a long of 53 yards on 17 punts, and placed six punts inside the 20-yard line with just one touchback. He had one attempt blocked, and posted a net average of 31.4 yards. In the AFC Wild Card Playoff vs. Jacksonville (12/27), Rouen averaged 49.5 yards on two punts with a long of 53 (his postseason best), and placed one punt inside the 20-yard line. His third punting attempt of the day was blocked by the Jaguars' Travis Davis and returned 29 yards for a touchdown to cut the Broncos' lead to 21-17 in the third quarter. In Denver's 14-10 AFC Divisional Playoff win at Kansas City (1/4/98), he averaged 36.2 yards on six punts with a long of 51. He placed two inside the 20-yard line and recorded one touchback, while posting a net average of 34.5. In the AFC Championship Game at Pittsburgh (1/11), he averaged 31.4 yards on five punts, and placed one inside the 20-yard line. He closed out the postseason in Super Bowl XXXII vs. Green Bay (1/25/98) by averaging 36.5 yards with a long of 47 yards on four punts, and placed two punts inside the 20-yard line.

1996: Rouen averaged 41.8 yards on 65 punts with a net of 36.2 yards during the regular season, ranking among the top punters in the AFC in the latter category. He had five touchbacks and placed 16 punts inside the 20, with a long of 57 (vs. Tampa Bay, 9/15). Rouen had a 56-yarder against Chicago (11/10), and played a huge role in Denver's 28-17 win vs. San Diego (10/6). He placed two of his five punts inside the Charger 20-yard line to help the Broncos gain the vital field position they needed to overcome a 17-0 first-half deficit. In Denver's AFC Divisional Playoff vs. Jacksonville (1/4/97) Rouen averaged 42.6 yards on five punts with a long of 52. He placed three punts inside the 20 and had one touchback.

1995: Rouen averaged 42.2 yards on 52 punts, with a net of 37.6. He placed 22 punts inside the opponent's 20-yard line with just three touchbacks, fewest in the NFL. His 42.2-yard average ranked eighth in the AFC (tied for 15th NFL), while his net average of 37.6 was third in the AFC (5th NFL). At San Diego (9/24), Rouen punted five times for 199 yards (39.8) and put three inside the 20-yard line with no touchbacks. Two weeks later at New England (10/8), Rouen placed four

of his five punts inside the Patriots' 20-yard line, and followed that a week later vs. Oakland (10/16) with three punts for an average of 56.0, and placed two inside the Raiders' 20-yard line. His first punt — kicked from the back of his own end zone — travelled 61 yards, just shy of his career-best of 62 yards.

1994: Rouen enjoyed an outstanding season, leading the entire NFL in net punting average at 37.1 yards. His overall average of 42.9 yards-per-punt tied him for third in the AFC. Rouen had just one punt in the season-opener, but served notice of the type of year he would have by booming a season-best 59-yarder. He matched that effort again later in the year at San Diego (10/23). His best average per punt (excluding the one-punt, 59-yard effort in the opener) came at Buffalo (9/26) when he covered 100 yards with his two punts (52, 48) for a 50.0-yard average. He was busiest in the game at the L.A. Raiders (12/11) with eight punts for 337 yards (42.1 average). For the season Rouen placed 23 of his 76 punts inside the opponents' 20-yard line.

1993: Rouen punted exceptionally well after earning a roster spot in training camp and preseason. He finished second in the AFC and second in the NFL with a 45.0-yard punting average, fourth-best in Bronco history at the time, and a 37.1-yard net average. Rouen's best game came at San Diego where he averaged 50.5 yards on six punts.

1992: Rouen played for the World League of American Football's Ohio Glory, and participated in the training camp of the L.A. Rams. Rouen earned All-World League honors with a 41.5-yard punt average.

1991: Rouen was a free agent in the New York Giants' training camp.

COLLEGE: Rouen finished his collegiate career with a 42.8-yard average, playing for both Colorado (1988-90) and Colorado State (1987). As a junior, Rouen led the nation in punting with a 45.9-yard average, earning All-America honors.

PERSONAL: Tom is a graduate of Heritage High School in Littleton, Colo., where he played both football and baseball. He is heavily active in the community, speaking at schools and functions in the Denver area. Thomas Francis Rouen was born June 9, 1968 in Hinsdale, Ill. He and his wife, six-time Olympic gold medal-winning swimmer Amy Van Dyken, make their home in Littleton.

ROUEN'S REGULAR SEASON RECORD

Year	Club	G	S	No.	Yds.	Avg.	Net.	TB	In 20	LG	Blk.
1993	Denver	16	0	67	3,017	45.0	37.1	8	17	62	1
1994	Denver	16	0	76	3,258	42.9	37.1	8	23	59	0
1995	Denver	16	0	52	2,192	42.2	37.6	3	22	61	1
1996	Denver	16	0	65	2,714	41.8	36.2	5	16	57	0
1997	Denver	16	0	60	2,598	43.3	38.1	4	22	57	0
1998	Denver	16	0	66	3,097	46.9	37.6	10	14	76	1
1999	Denver	16	0	84	3,908	45.4	35.6	16	19	65	0
2000	Denver	16	0	61	2,455	40.2	32.3	9	18	62	1
2001	Denver	16	0	81	3,668	45.3	36.5	8	25	64	1
CAREER TOTAL		144	0	612	26,907	44.0	36.4	71	176	76	5

ADDITIONAL STATISTICS: Rushed once for no yards, 1993. Missed a point-after attempt, 1998. Special teams tackles — 1998 (1), 1999 (1), 2000 (1), 2001 (3), TOTAL (6).

ROUEN'S POSTSEASON RECORD

Year	Club	G	S	No.	Yds.	Avg.	Net.	TB	In 20	LG	Blk.
1993	Denver	1	0	4	135	33.8	28.8	1	0	45	0
1996	Denver	1	0	5	213	42.6	32.0	1	3	52	0
1997	Denver	4	0	17	619	36.4	31.4	1	6	53	1
1998	Denver	3	0	10	449	44.9	34.1	1	4	59	1
2000	Denver	1	0	9	346	38.4	35.6	0	0	62	0
CAREER TOTAL		10	0	45	1,762	39.2	34.4	4	13	62	2

ADDITIONAL STATISTICS: Rushed once for -9 yards (fumble and recovery) and made one special teams tackle, 1998.

ROUEN'S SINGLE-GAME HIGHS

(Postseason in parenthesis)

Most punts — 9 vs. Washington, 11/18/01; at San Diego, 10/8/00; vs. Kansas City, 12/5/99 and vs. Oakland, 11/22/99 (9 at Baltimore, 12/31/00). **Most punting yards** — 479 vs. Kansas City, 12/5/99 (346 at Baltimore, 12/31/00). **Highest gross punting average** — 54.4 at Oakland, 9/20/98 (48.5 vs. Miami, 1/9/99). **Highest net punting average** — 52.3 vs. San Diego, 11/11/01. **Longest punt** — 76 at Oakland, 9/20/98 (62 at Baltimore, 12/31/00).



EPHRAIM SALAAM TACKLE

6-7 • 300 • 5TH YEAR • SAN DIEGO STATE

BORN: June 19, 1976 in Chicago, Ill.
HIGH SCHOOL: Florin High School in Sacramento, Calif.
RESIDES: Sacramento, Calif.
ACQUIRED: Unrestricted Free Agent (Atlanta), 2002
PRO YEAR: 5th • **YEAR WITH BRONCOS:** 1st
NFL GAMES PLAYED/STARTED: 60/55 • **POSTSEASON:** 3/3

74

Ephraim Salaam signed with the Broncos April 15, 2002, as an unrestricted free agent from Atlanta, where he spent his first four NFL seasons. He has been a four-year starter at right tackle for the Falcons, starting 55 of the 60 career regular season games in which he has played, as well as three post-season games (all starts), including Super Bowl XXXIII vs. Denver in his rookie season. He is one of only four players in NFL history to start 19 games in his rookie season (1998), combining the regular season and playoffs. He was Atlanta's seventh-round draft choice in 1998 (199th overall) out of San Diego State. His first name is pronounced "EE-frum."

OFF THE FIELD

Salaam is CEO of a movie and promotions company called 4XL Entertainment, in which he is a partner with former college teammate and New Orleans Saints tackle Kyle Turley. He is also involved in Taylor Made Music, a recording and marketing label.

2001: Salaam played in 14 games and started 13 at right tackle, missing the Falcons' opener at San Fran. (9/9) and the finale at St. Louis (1/6/02) because of an ankle sprain. He played on special teams only at Ind. (12/16), because of an ankle sprain suffered the week before vs. N.O. (12/9).

2000: Salaam started 10 of the 14 games in which he played at right tackle after his season began slowly because of a training camp knee injury that required arthroscopic surgery to remove loose bodies July 24. He returned to practice the week of the season-opener vs. S.F. (9/3) but did not return to the starting lineup until Wk. 7 at St. Louis (10/15). Salaam was inactive at Phila. (10/1) and vs. the Giants (10/8) because of a knee injury suffered in the 3rd qtr. the week before vs. St. Louis (9/24) while playing right tackle.

1999: Salaam started all 16 games at right tackle for the second consecutive season to begin his career. He injured his ankle and missed much of the 4th qtr. at St. Louis (10/17), but returned to the starting lineup a week later at Pitt. (10/25).

1998: Salaam earned the starting right tackle position coming out of training camp as a rookie and started all 16 regular season games and three postseason games, including Super Bowl XXXIII vs. Denver (1/31/99). He helped open holes for NFC rushing champion Jamal Anderson (1,846 yds.), who posted 12 100-yd. games on the season. Salaam became the first Falcons rookie to start all 16 games since 1993 (LG Lincoln Kennedy) and just the fourth player in NFL history to start all 19 games (regular and postseason) in his rookie season.

COLLEGE: Salaam was a three-year starter as both a right and left tackle at San Diego State, playing in 31 career games. As a freshman he lined up at defensive end, but was moved to the offensive line as a starter in 1995. Salaam was a teammate and roommate of New Orleans Saints tackle Kyle Turley at SDSU, and also averaged 4.4 ppg for the Aztecs' basketball team. His powerful inside moves to the hoop earned him the nickname "Shaq of the WAC." Salaam's academic prowess allowed him to skip two grades in elementary school and he enrolled at SDSU as a 16-year old freshman.

PERSONAL: Salaam was a two-time all-league and second-team All-Metro choice during his three-year career as a two-way lineman at Florin High School in Sacramento, Calif. He was also a stand-out on the basketball team and earned two Bronze Panther academic awards. Salaam's brother played on the defensive line for legendary coach Eddie Robinson at Grambling and his father was a basketball player at South Carolina. Ephraim Mateen Salaam was born June 19, 1976 in Chicago, Ill.


SALAAM'S REGULAR SEASON RECORD

Year	Club	G	S
1998	Atlanta	16	16
1999	Atlanta	16	16
2000	Atlanta	14	10
2001	Atlanta	14	13
CAREER TOTAL		60	55

SALAAM'S POSTSEASON RECORD

Year	Club	G	S
1998	Atlanta	3	3



SHANNON SHARPE  **TIGHT END**

6-2 • 228 • 13TH YR. • SAVANNAH STATE

BORN: June 26, 1968 in Chicago, Ill.
HIGH SCHOOL: Glennville High School, Glennville, Ga.
RESIDES: Glennville, Ga.
ACQUIRED: Free Agent, 2002 / Draft #7 (192nd overall), 1990
PRO YEAR: 13th • **YEAR WITH BRONCOS:** 11th
NFL GAMES PLAYED/STARTED: 176/141 • **POSTSEASON:** 17/17

84

After two years away from Denver, Broncos' all-time receiving leader Shannon Sharpe returns to the city in which he first embraced stardom and helped the Broncos win back-to-back World Championships. Sharpe re-signed with Denver as a free agent April 12, 2002 after two seasons with the Baltimore Ravens, with whom he won his third Super Bowl in 2000. He left Denver as an unrestricted free agent following the 1999 season, of which he spent the latter portion on injured reserve because of a fractured clavicle suffered in the season's fifth game. The 12-year veteran is the NFL's all-time leader in receptions (692) and yards (8,604) by a tight end, and has been voted to eight Pro Bowls (1992-98, 2001) in his Hall-of-Fame-worthy career. He has caught 51 touchdown passes and three two-point conversions for 312 total points. Sharpe is the Broncos' all-time leader in receptions (552) and yards (6,983), and shares the franchise record for receiving touchdowns (44) with four others, including teammates Ed McCaffrey and Rod Smith. He has played in 176 games (141 starts), 144 of them as a Denver Bronco (111 starts), and has also started all 17 postseason games in which he's played, adding 57 receptions for 783 yards (13.7) and four touchdowns. Eleven of those postseason games came as a Bronco, and he is the club's all-time leader in postseason receptions (42), while ranking fourth in yards (474). Sharpe has produced 17 career 100-yard games, three 1,000-yard receiving seasons (tied for 1st in NFL history by a tight end, with Todd Christensen and Kellen Winslow) and a franchise-record seven straight 50-catch seasons from 1992-98, during which he was selected to seven straight Pro Bowls. The seven straight 50-catch seasons also represents an NFL record for a tight end, as does his total of nine 50-catch seasons. Sharpe entered the NFL in 1990 as the Broncos' seventh-round selection (192nd overall) out of Savannah State. **Here is a look at some of Sharpe's more prominent career statistical notes after 12 seasons:**

- Sharpe became the NFL's all-time leader in receptions and receiving yards by a tight end during the 2001 season, displacing Hall of Famer Ozzie Newsome. He has caught 692 passes for 8,604 yards in his career.
- Sharpe holds the NFL postseason record for longest reception, with his 96-yard catch-and-run for a touchdown at Oakland in the 2000 AFC Championship Game (1/14/01).
- Sharpe holds the post-1970 NFL record for consecutive postseason wins with 12 (seven with the Broncos from 1997-98, and five with the Ravens from 2000-01).
- Sharpe has played in 144 games (111 starts) as a Bronco and ranks No. 1 in franchise history in receptions (552) and receiving yards (6,983), and is tied for the record for receiving touchdowns (44). He also ranks third in total yards from scrimmage (6,992) and fifth in combined yards (6,992).
- Sharpe shares the club's second-highest total for receptions in a game (13) and most touchdown receptions in a game (3), and holds the record for most receptions in a postseason contest (13), which is also tied with Kellen Winslow (1981) and Thurman Thomas (1989) as an NFL postseason record.
- Sharpe ranks fourth in franchise history with 15 games of 100 or more receiving yards (including one in the postseason), and has 17 total for his career.

TOP NFL TIGHT ENDS OF ALL-TIME

MOST RECEPTIONS			MOST RECEIVING YARDS			MOST RECEIVING TOUCHDOWNS		
PLAYER	TEAM	REC.	PLAYER	TEAM	YDS.	PLAYER	TEAM	TDS
1. Shannon Sharpe	Den./Balt.	692	1. Shannon Sharpe	Den./Balt.	8,604	1. Jerry Smith	Wash.	60
2. Ozzie Newsome*	Cleve.	662	2. Ozzie Newsome*	Cleve.	7,980	2. Dave Casper*	Oak./Hou./Minn.	52
3. Kellen Winslow*	S.D.	541	3. Jackie Smith*	St.Louis/Dal.	7,918	3. Shannon Sharpe	Den./Balt.	51
4. Ben Coates	N.E.	499	4. Kellen Winslow*	S.D.	6,741	4. Ben Coates	N.E.	50
5. Steve Jordan	Minn.	498	5. Steve Jordan	Minn.	6,307	5. Keith Jackson	Phi./Mia./G.B.	49

*Pro Football Hall of Fame member

DENVER BRONCOS CAREER RECEIVING LEADERS

MOST RECEPTIONS			MOST RECEIVING YARDS			MOST RECEIVING TOUCHDOWNS		
PLAYER	YEARS	REC.	PLAYER	YEARS	YDS.	PLAYER	YEARS	TDS
1. Shannon Sharpe	1990-99	552	1. Shannon Sharpe	1990-99	6,983	1. Shannon Sharpe	1990-99	44
2. Lionel Taylor	1960-65	543	2. Lionel Taylor	1960-65	6,872	Ed McCaffrey	1995-2001	44
3. Rod Smith	1995-2001	470	3. Rod Smith	1995-2001	6,756	Rod Smith	1995-2001	44
4. Vance Johnson	1985-93, '95	415	4. Steve Watson	1979-87	6,112	Lionel Taylor	1960-65	44
5. Riley Odoms	1972-83	396	5. Riley Odoms	1972-83	5,755	Haven Moses	1972-81	44

- Sharpe has played in 11 postseason contests as a Bronco—all starts—and ranks No. 1 in franchise playoff history in receptions (42) and No. 3 in receiving yards (474), for an average of 11.3 yards per reception, with two touchdowns.
- Sharpe has been selected to seven Pro Bowls as a Bronco, tied for third-most in club history, and with all seven coming in consecutive seasons (1992-98) he is tied for the longest string of consecutive selections (Steve Atwater—1990-96).
- He is one of only four tight ends in NFL annals to post more than one 1,000-yard receiving season (3), and one of four to amass 6,000 receiving yards.

2001: Sharpe played in 15 games for the Baltimore Ravens and became the most effective pass-catching tight end in the history of professional football with his performance. By Week 4 against Tennessee (10/7), Sharpe had accumulated 8,018 yards receiving, moving past Hall of Famer and Ravens Vice President of Player Personnel Ozzie Newsome, who had 7,980 yards in his illustrious career. In Week 10 against the Browns (11/18), Sharpe made his 663rd career reception to best Newsome's record of 662 career receptions. He finished the season with 73 receptions, which was tied for the NFL lead among tight ends, 811 yards and two touchdowns while starting all but one game. His performance earned him a spot on the AFC Pro Bowl team, his eighth selection to the squad. In two postseason games he totaled nine catches for 79 yards with a long of 27. In a 20-3 Wild Card victory at Miami (1/13/02) he caught four passes for 23 yards. The following week at Pittsburgh (1/20/02) he made five receptions for 56 yards in a 27-10 defeat. In the final game of the regular season, on Monday Night Football at PSINet Stadium, Sharpe caught two passes for 51 yards with a long of 37 in a 19-3 victory over the Vikings (1/7/2002) to clinch a playoff berth. At division rival Jacksonville in Week 11 (11/25), he caught six passes for 55 yards and one touchdown, which came with nine seconds remaining in the game as he grabbed a 3-yd. pass from Elvis Grbac to put Baltimore in the lead. At home against the Browns (11/18) came Sharpe's record day. His first catch of the game, a 29-yard pass from Elvis Grbac was the 663rd reception of his career to give him the record for a tight end. Despite a 27-17 loss, Sharpe made seven receptions for 78 yards. He caught his first touchdown pass of the season in Week 8 at Pitt. (11/4), on a 13-yard pass from Randall Cunningham in the second quarter to put the Ravens up 7-3. Against Jacksonville (10/28) in Week 7 Sharpe caught seven balls for a season-high 89 yds., a week after his only non-start of the season, at Cleve. (10/21), when he caught six passes for 61 yds. He broke Newsome's record for career receiving yds. by a tight end in Baltimore's Week 4 matchup with Tennessee (10/7), finishing the game with three receptions for 57 yards, surpassing Newsome's previous career record of 7,980 yds. At Denver in Week 3 (9/30), Sharpe had five receptions for 50 yards in his first game back in the Mile High City since leaving after the 1999 season. He posted a season-high eight receptions in Week 2 at Cincinnati (9/23), for 84 yds. after catching four for 34 in the opener vs. Chicago (9/9).

2000: Sharpe signed with the Baltimore Ravens as an unrestricted free agent Feb. 22 and went on to help lead the franchise to its first Super Bowl win, as Sharpe won his third World Championship in the past four seasons. He played in all 16 games and started 15, leading the team with 67 receptions for 810 yds. and five touchdowns, while also adding six more receptions in four postseason games for 230 yds. and two scores. Sharpe ranked fifth among NFL tight ends in receptions, and was voted a first alternate to the AFC Pro Bowl squad. His 96-yd. touchdown

NFL'S LEADING TIGHT ENDS, 2001

RECEPTIONS		RECEIVING YARDS	
PLAYER	REC.	PLAYER	REC. YDS.
1. Shannon Sharpe, Baltimore	73	1. Tony Gonzalez, Kansas City	917
Tony Gonzalez, Kansas City	73	2. Shannon Sharpe, Baltimore	811
3. Frank Wycheck, Tennessee	60	3. Frank Wycheck, Tennessee	672
4. Byron Chamberlain, Minnesota	57	4. Byron Chamberlain, Minnesota	666
5. Jay Riemersma, Buffalo	53	5. Jay Riemersma, Buffalo	590

DENVER BRONCOS CAREER POSTSEASON RECEIVING LEADERS

MOST RECEPTIONS			MOST RECEIVING YARDS			MOST RECEIVING TOUCHDOWNS		
PLAYER	GMS.	REC.	PLAYER	GMS.	REC. YDS.	PLAYER	GMS.	REC. TDs
1. Shannon Sharpe	11	42	1. Vance Johnson	10	715	1. Vance Johnson	10	4
2. Vance Johnson	10	40	2. Rod Smith	9	538	2. Rod Smith	9	3
3. Ed McCaffrey	9	36	3. Ed McCaffrey	9	490	3. Shannon Sharpe	11	2
4. Steve Sewell	11	31	4. Shannon Sharpe	11	474	(six other players tied with 2)		
5. Rod Smith	9	27	5. Mark Jackson	10	426			

reception in the AFC Championship Game at Oakland (1/14/01) is the longest pass reception in NFL postseason history, and came on a 3rd-and-18 play to help propel the Ravens to the Super Bowl. He also caught a game-winning touchdown pass from Tony Banks in Week 2 of the regular season vs. Jacksonville (9/10) to give Baltimore its biggest come-from-behind win, having trailed by 17 points. Sharpe caught one pass for five yds. in the Ravens' 34-7 win over the Giants in Super Bowl XXXV, and had a 56-yd. catch to set up a touchdown at Tennessee (1/7/01) in an AFC Divisional Playoff game. In a Wild Card matchup with his former team, Denver (12/31), Sharpe caught a then-career-long 58-yd. touchdown pass that began as a screen pass to Jamal Lewis, but bounced off Lewis' hands, as well as a Broncos defender, before Sharpe plucked it from the air and raced down the sidelines for the score. On the day he caught three passes—all for first downs—for 73 yds. He posted his 17th career 100-yd. receiving game (regular season) vs. Dallas (11/19) with five receptions for 101 yds., including a 59-yarder for a touchdown that was the third-longest regular season touchdown of his career and his fourth-longest catch overall. It was Sharpe's 49th career touchdown reception, tying him with Keith Jackson for fourth place all-time among tight ends. He came up big at Tennessee (11/12) in a Baltimore win, catching a game-high eight passes for 92 yds. to give the Titans their first lost ever at Adelphia Coliseum. In the contest he recorded his 600th career catch and surpasses his brother Sterling's career total of 595. Sharpe posted his seventh career two-touchdown game at Cin. (11/5), among his seven receptions for 66 yds., and moved past Ozzie Newsome into a tie with Raymond Chester for fifth place on the all-time tight end scoring list. He recorded his first 100-yd. game as a Raven vs. Tennessee (10/22), as he hauled in eight passes for 104 yds. Sharpe's only non-start of the season came at Jacksonville (10/8) as Baltimore opened the game in a four-wide set. Four weeks earlier vs. Jacksonville (9/10), Sharpe surpassed the 7,000-yd. mark for his career, including the game-winning reception with 41 seconds remaining on a 29-yd. pass from Banks. In the opener vs. Pitt. (9/3) he was held without a reception for the first time in a game in which he started and finished since Sept. 24, 1995, at San Diego.

1999: Sharpe started the first five games of the season for Denver and caught 23 passes for 224 yds. (9.7) with a long of 24 before fracturing his left clavicle in the third quarter of Denver's 16-13 win at Oakland in Week 5 (10/10). He was originally expected to be sidelined 8-10 weeks, but suffered a setback in his rehabilitation in late November, and was placed on injured reserve Nov. 30. Sharpe became Denver's all-time leading receiver in Week 3 at Tampa Bay (9/26), surpassing Lionel Taylor's previous standards of 543 receptions and 6,872 yards. Sharpe finished the season with 552 receptions for 6,983 yards.

1998: Sharpe turned in another spectacular season, being selected to play in the Pro Bowl for the seventh straight year, and his third in a row as a starter, as well as being named first-team All-NFL by the Associated Press (5th time; 4th as first-teamer), *The Sporting News*, *USA Today*, *Pro*

TOP BROTHER COMBINATIONS IN NFL HISTORY

Shannon Sharpe and his brother Sterling have combined for more receptions, yards and touchdowns than any other brother combination in NFL history. They also rank second all-time in Pro Bowl selections by a brother combination.

ALL-TIME NFL BROTHER COMBINATIONS, RECEIVING (IN ORDER OF RECEPTIONS)

BROTHERS	RECEPTIONS	YARDS	AVG.	TDs
Shannon/Sterling Sharpe	1,287 (692/595)	16,738 (8,604/8,134)	13.0 (12.8/13.7)	116 (51/65)
Raghib/Quadry Ismail	672 (363/309)	9,970 (5,295/4,675)	14.8 (14.6/15.1)	58 (28/30)
Derrick/Ronnie Harmon	605 (23/582)	6,279 (203/6,076)	10.4 (8.8/10.4)	24 (0/24)
Eddie/Walter Payton	494 (2/492)	4,548 (10/4,538)	9.2 (5.0/9.2)	15 (0/15)
Jake Reed/Dale Carter	435 (429/6)	6,728 (6,639/89)	15.5 (15.5/14.8)	34 (33/1)

MOST PRO BOWL SELECTIONS BY A BROTHER COMBINATION

BROTHERS	No.	SEASONS	TEAMS
Bruce/Clay Matthews	15	1988-98/1985, 1987-89	Oilers/Cleveland
Shannon/Sterling Sharpe	13	1992-98, 2001/1989-90, 1992-94	Denver, Baltimore/Green Bay
Jay/Joe Hilgenberg	8	1985-91/1992	Chicago/New Orleans

RAZOR SHARPE

Shannon Sharpe is one of only four tight ends in NFL history to have multiple 1,000-yard seasons, and one of just three to post three. He owns three of the 13 1,000-yard seasons posted by tight ends in league annals:

MULTIPLE 1,000-YARD SEASONS BY A TIGHT END

PLAYER	TEAM	No. (YEARS)	YARDAGE TOTALS
Shannon Sharpe	Denver	3 (1994, 1996-97)	(1,010) (1,062) (1,107)
Todd Christensen	L.A. Raiders	3 (1983-84, 1986)	(1,247) (1,007) (1,153)
Kellen Winslow	San Diego	3 (1983, 1985-86)	(1,172) (1,075) (1,290)
Ozzie Newsome	Cleveland	2 (1981, 1984)	(1,004) (1,001)

Football Weekly, *College & Pro Football Newsweekly* and *Football Digest*, and All-AFC by *Pro Football Weekly* and *Football News*. He started at tight end in all 16 games for the second straight and caught 64 passes for 768 yards (12.0) with a long of 38 (TD) and 10 touchdowns. Sharpe led all NFL tight ends in receiving yards, and ranked third among his peers in receptions. He shared the AFC lead (T6th NFL) in receiving touchdowns and tied for sixth in the AFC (T13th NFL) in total touchdowns, and posted his seventh straight 50-catch season, a first by a tight end in pro football history. The seven total and seven straight also represent new franchise records in both categories. His first touchdown of the year came on a 12-yd. scoring toss from Elway in the first quarter of the season-opener vs. New England (9/7) to give Denver a 10-0 lead. His 51 yds. in that contest gave him 6,042 for his career, making him just the third Bronco to surpass 6,000 receiving yds. (L. Taylor—6,872; S. Watson—6,112), and only the fourth tight end in NFL history to do so, joining Ozzie Newsome (7,980), Jackie Smith (7,918) and Kellen Winslow (6,741). Sharpe missed most of the second quarter after sustaining a mild concussion while leveling a crushing block on Patriots linebacker Chris Slade to free Howard Griffith on a screen pass at the beginning of the period. He returned to the game after halftime. Sharpe posted his fifth career multi-touchdown game in Week 2 vs. Dallas (9/13), hauling in 23- and 38-yard touchdown tosses from John Elway in the first half to help Denver mount a 35-17 lead at the break. Those two touchdowns moved him past Steve Watson (36) into a tie for fourth on the club's all-time receiving touchdowns list. In that game Sharpe (6-97) also moved into second place on Denver's all-time receiving yardage list, passing Watson (6,112), and finished the year with 6,759. Sharpe caught six passes for 46 yards and a touchdown vs. Philadelphia (10/4) to move into sole possession of fourth place on Denver's all-time receiving-touchdowns list, breaking a tie with Vance Johnson (37), and added his 39th (5th of '98) a week later at Seattle (10/11) on a 19-yd. pass from Elway in the first quarter. Sharpe caught his 500th career pass in Week 9 at Cincinnati (11/1), on his last of 3 receptions for 35 yds. The milestone catch came on a 2-yd. pass from Elway just before halftime, which, incidentally, will go down as Elway's 4,000th career completion. Sharpe became one of just three tight ends in NFL history with 500 receptions, joining Ozzie Newsome (662) and Kellen Winslow (541), and he and his brother Sterling form the only brother combination in pro football history to record 500 receptions apiece. Sharpe caught three passes for 31 yds. and a TD at San Diego (11/29), his seventh of the year, and the 41st receiving TD of his career to tie Riley Odums (1972-83) for third place on the Broncos' all-time list. Sharpe moved into sole possession of third place on Denver's receiving TDs list vs. Kansas City (12/6), doing so in dramatic fashion with a 24-yd. fourth-quarter scoring reception from Elway to give Denver a 35-31 win. It was Sharpe's only catch of the day, and his eighth TD catch of the season to help Denver tie the all-time league record of 18 consecutive wins (regular and postseason), set by four other teams. Sharpe finished the season on a high note vs. Seattle (12/27) with his sixth career multiple-touchdown game, hauling in two from John

SHARPE'S 50-CATCH SEASONS

MOST 50-CATCH SEASONS, BRONCOS HISTORY

PLAYER	50-CATCH SEASONS	SEASONS
1. Shannon Sharpe*	7	1992-98
2. Lionel Taylor*	6	1960-65
3. Rod Smith*	5	1997-2001

* all consecutive

MOST CONSECUTIVE 50-CATCH SEASONS BY A TIGHT END, NFL HISTORY

PLAYER	TEAM	CONSECUTIVE 50-CATCH SEASONS	SEASONS
1. Shannon Sharpe	Denver	7 (9 total; also NFL record)	1992-98
2. Ben Coates	New England	6	1993-98
Frank Wycheck	Tennessee	6	1997-2001

Elway as part of a 6-catch, 68-yard performance. The two TDs gave him 44 for his career to tie the franchise record (Lionel Taylor, Haven Moses), and moved him into a fifth-place tie (Taylor, Riley Odoms) on the franchise list for total TDs. He also moved past Sammy Winder for fourth place on the Broncos' all-time career list for total yards from scrimmage, finishing the season at 6,759. **Postseason:** Sharpe started at tight end in all three games and caught nine passes for 78 yds. (7.8) with a long of 14. He became the Broncos' all-time leader in postseason receptions (42), and remained third in postseason receiving yards (474). In the AFC Divisional Playoff Game vs. Miami (1/9) Sharpe caught a team-high five passes for 38 yds. (7.6), and followed that showing with two catches for 14 yds. in the AFC Championship Game vs. the Jets (1/17). He caught two passes for 26 yards (13.0) in Super Bowl XXXIII vs. Atlanta (1/31) before leaving the game with a knee sprain. His 14-yd. reception to the 1-yd. line set up Denver's first touchdown, but he was upended by Atlanta's Ray Buchanan on the play, resulting in the injury. Sharpe returned to game but left after one more series, missing the game's final three quarters.

1997: Sharpe started all 16 games and was selected to his sixth straight Pro Bowl, named All-NFL by the Associated Press for the fourth time in his career (third time as a first-teamer), and also named first-team All-NFL by *The Sporting News*, *USA Today*, *Pro Football Weekly* and *College & Pro Football Newsweekly*. He was also named second-team All-NFL by *Football Digest* and All-AFC *Pro Football Weekly*. Sharpe ranked second on the team with 72 receptions for 1,107 yards (15.4; career-best) with three touchdowns, posting the third 1,000-yard season of his career to tie Todd Christensen for the NFL tight end record. He began his milestone pursuit in Week One by moving into third place on the Broncos' all-time receiving list, catching four passes to raise his career total to 397. The second-quarter 15-yard catch moved him past Riley Odoms, and also made him the leading pass-catching tight end in franchise history. Two weeks later vs. St. Louis (9/14) he caught two passes for 20 yards in the first quarter to top the 5,000-yard career mark before a twisted left ankle forced him from the contest. He returned to the starting lineup a week later vs. Cincinnati (9/21). Sharpe's 11th regular season 100-yard game came the following week in his return to his native Georgia to take on the Atlanta Falcons (9/28). He caught six passes for 119 yards on the day, including a then-career-best 65-yard touchdown from John Elway on the fourth play from scrimmage in Denver's 29-21 win. Sharpe had 93 receiving yards by the half, and his three first-half receptions put he and his brother Sterling at over 1,000 receptions for their careers, a first by a brother combination. His one TD reception tied Al Denson (32) for sixth place in all-time touchdown receptions by a Bronco. Sharpe passed Vance Johnson (416) on the Broncos' all-time receptions list at Oakland (10/19), catching eight passes for 94 yards. His highest yardage output of the season came in Denver's 34-0 shutout of Carolina (11/9), as he caught eight passes for 174 yards, the second-highest total of his career, topped only by the 180 he had in Week One of 1995 (vs. Buffalo, 9/3). It was also his second eight-catch game of the season. This was the 13th 100-yard receiving game of Sharpe's career and the 12th such game in the regular season, third most in franchise history behind Lionel Taylor (24) and Steve Watson (15 regular season). He also moved past Haven Moses (5,450) for fifth place in club history in receiving yards during the contest. The next week at Kansas City (11/16), he caught three passes for 27 yards and a touchdown in Denver's 24-22 loss. The TD was the 33rd of Sharpe's career, moving him into sixth place in franchise history, passing Al Denson. In Denver's 31-3 Monday Night Football win over Oakland (11/24) he caught 10 passes for 142 yards, the fifth 10-catch game of his career, one off the NFL record for tight ends (Kellen Winslow). He also became just the second player in franchise history to record six total and consecutive 50-catch seasons, joining Lionel Taylor (1960-65). He closed the regular season vs. San Diego (12/21) on a high note with eight receptions for 162 yards and a 68-yard touchdown, the longest of his career. It marked his 15th career 100-yard game, the 14th in the regular season. He and his brother Sterling have now combined for 99 career touchdowns, the most ever by a brother combination. In the postseason Sharpe finished in a tie for the team lead in receptions with 12 for 149 yards (second on team), for a 12.4 average with a long of 23. In Denver's 42-17 Wild Card victory over Jacksonville (12/27/97) Sharpe moved into sixth place in postseason receiving yards by a Bronco, passing Ricky Nattiel (251) and Michael Young (255). He also passed Mark Jackson (21) for third place in postseason receptions by a Bronco. He added two receptions for 33 yards (long of 22) in Denver's 14-10 Divisional Playoff win at Kansas City (1/4/98). In Denver's 24-21 AFC Championship victory at Pittsburgh (1/11/98) Sharpe caught three passes for 49 yards, including an 18-yarder on third-and-six with 2:00 remaining in the game to all but wrap up Denver's fifth Super Bowl appearance. During the game he passed Haven Moses (314) for fifth place and tied Steve Watson (358) for fourth place on the Broncos' all-time postseason list for receiving yards. In the Broncos' 31-24

victory over Green Bay in Super Bowl XXXII (1/25/98) Sharpe was Denver's leading receiver, reeling in five passes for 38 yards with a long of 12. He also did a magnificent blocking job on Green Bay LB Seth Joyner, enabling teammate Terrell Davis to rush for 157 yards (the team ran for 179) and earn MVP honors. During the contest, Sharpe moved past Steve Watson (358) for fourth place and Steve Sewell (375) for third place on the teams' all-time postseason receiving yardage list. He also passed Sewell (31) for second place all-time in postseason receptions by a Bronco.

1996: Sharpe — selected to his fifth consecutive Pro Bowl and named first-team All-Pro by the Associated Press, *Sports Illustrated*, *The Sporting News*, *Pro Football Weekly*, *Football Digest* and *College & Pro Football Newsweekly* — started 15 of the 16 regular season games at tight end, missing only the season finale at San Diego (12/22) when he was declared inactive to rest a sore ankle for the playoffs. He was also named All-AFC by UPI and *Football News*. For the year he tied for eighth in the AFC in receptions (80; 16th NFL) and was ninth in receiving yards (1,062; 15th NFL) for an average of 13.3 yards per catch with 10 touchdowns (T8th AFC/T13th NFL), establishing a new career high. His 1,062 receiving yards also represented a career high, topping his 1,010-yard effort in 1993. Sharpe led all NFL tight ends in receptions, receiving yardage and receiving touchdowns. With his 10 touchdowns Sharpe joined Terrell Davis (15 TDs) to give Denver two players with double-figure touchdowns in the same season for the first time in franchise history. Sharpe had a seven-game stretch early in the year (9/22-11/10) in which he topped the 100-yard mark three times and was over 90 twice, for an average of 107.6 yards per game. His four-catch, 21-yard, one-touchdown performance vs. Seattle (12/1) gave him career single-season bests in receiving yardage (finished at 1,062) and receiving touchdowns (10; previous best was nine in '93). Sharpe's longest reception was a 51-yarder vs. Chicago (11/10), and he also had a 46-yard touchdown to his credit, vs. Kansas City (10/27). He, along with Davis and quarterback John Elway, made the Broncos just the fifth team in NFL history to have a 3,000-yard passer, 1,500-yard rusher and a 1,000-receiver in the same season. Sharpe's 1,000-yard effort was the second of his career, making him one of only four tight ends in league annals to have more than one 1,000-yard receiving seasons. He left the season-opener vs. the Jets (9/1) in the third quarter with a mild ankle sprain after recording four receptions for 55 yards and a touchdown, but was well enough to start at Seattle a week later (9/8). In Week Four at Kansas City (9/22) Sharpe had his first big breakout game of the season, hauling in a game-high nine passes for 131 yards, followed by a game-high six passes for 60 yards and one touchdown the following week at Cincinnati (9/29). The next week vs. San Diego (10/6) Sharpe had a career day, hauling in a franchise-record (tie) 13 passes for 153 yards and three touchdowns in Denver's 28-17 come-from-behind victory. The three touchdowns tied his previous best, which he shares with several other players as the franchise record. Sharpe's touchdowns came on passes of 20, 20 and 3 yards from John Elway. In the game, Sharpe also moved ahead of Al Denson (4,150) into eighth place on the Broncos' career receiving yardage chart, and moved into seventh all-time on the touchdown reception chart, surpassing Mark Jackson, Bob Scarpitto and Rick Upchurch. He was named the Miller Lite/NFL Player of the Week for his performance. Versus Baltimore (10/20) Sharpe caught a game-high nine passes for a season-high 161 yards, with a long of 32 yards, his longest of the season. It was his third 100-yard game in the past four outings. The following week vs. Kansas City (10/27) Sharpe continued his midseason onslaught by catching a game-high six passes for 99 yards, with two touchdowns. Both scores came in the first quarter: the first a season-best 46-yarder and the second a 10-yarder in Denver's 34-7 win. Against Chicago (11/10) he caught five passes for a game-high 92 yards, and hauled in his ninth touchdown pass of the year to tie his previous career high set in 1993. Two weeks later at Minnesota (11/24) Sharpe caught four passes for a game-high 90 yards to move ahead of Mark Jackson (4,746) into sixth place on the Broncos' all-time receiving yardage chart. He took a vicious blow under his chin in the second quarter from Orlando Thomas, but remained in the contest and helped lead Denver to a 21-17 come-from-behind win. The next week vs. Seattle (12/1) Sharpe moved past his previous single-season yardage best of 1,010 set in 1993, and topped his previous single-season touchdown best of nine (also '93). His one-yard touchdown reception in the first quarter put Denver ahead 7-0 en route to a 34-7 win. Two weeks later vs. Oakland (12/15) he was hit hard after making his one catch on the day and sustained an injury to his lip that kept him out of the rest of the game. In the regular season finale at San Diego (12/22) Sharpe missed his only game of the year when he was declared inactive to rest a sore ankle. In Denver's AFC Divisional Playoff vs. Jacksonville (1/4/97) he started at tight end and caught two passes for 31 yards, including an 18-yard touchdown from John Elway to put Denver ahead 12-0 in the first quarter.

1995: Sharpe, who was selected as a Pro Bowl reserve (fourth straight Pro Bowl), played in the first 13 games and started 12, despite continuing to be bothered by sore ankles. He was named second-team All-Pro at tight end by the Associated Press. Sharpe's 63 receptions were the 12th-most in the AFC, while his 756 receiving yards ranked 16th, despite missing three games entirely, and playing sparingly in three others due to injury. He was second among all NFL tight ends in both receptions and receiving yards. In the season opener vs. Buffalo (9/3), Sharpe made a magnificent 1995 debut, tying a regular season career best with 10 receptions, and establishing a new career high with 180 yards, fourth-most all-time by a Bronco in a single game. It was the seventh 100-yard game of his career, and the most receiving yards by a Bronco since Steve Watson accumulated 183 on 10 catches at the L.A. Raiders on 12/12/82. Sharpe suffered an ankle sprain against Washington (9/17) and missed the final three quarters of that game, but was back in the lineup — though not at 100% — the following week at San Diego (9/24). His first touchdown reception of the year came at New England (10/8). Sharpe's second-best game of the year came vs. San Diego (11/19) when he caught a game-high eight passes for 137 yards and one touchdown, with a long of 40. Sharpe's fourth and final TD of the season came Dec. 3 against Jacksonville, before he took a blow to the face and suffered an orbital fracture to his left eye in the second quarter. He underwent surgery on the eye Dec. 7, forcing him to miss the final three games of the season (against Seattle, 12/10; at Kansas City, 12/17; and at Oakland, 12/24), but he was not placed on the injured reserve list.

1994: Sharpe was selected to his third straight Pro Bowl as he posted career-best numbers in receptions (87) and yardage (1,010), though he did not play in the Pro Bowl game because of ankle and knee injuries. His 87 catches were the most by any Bronco since 1961 (Lionel Taylor, 100) and the third-most all-time for a Denver player. He ranked fourth in the AFC and eighth in the NFL in receptions. His 1,010-yard total was second-best on the team as well as ninth in the AFC, and gave Sharpe his first 1,000-yard season after just missing with 995 in 1993. He joined Anthony Miller (1,107 yards) to give Denver two 1,000-yard receivers in the same season for the first time in franchise history. He scored four touchdowns and had six or more catches on eight occasions. He and his brother Sterling (Green Bay Packers) remain the only brother combination to lead their teams in receptions in the same year, as they have now done for three straight seasons. Sharpe matched his career high with 10 receptions (95 yards) in Denver's dramatic overtime victory at Kansas City (12/4), and followed that a week later with nine catches for 89 yards at the Raiders (12/11). His career high in yardage came in game seven at San Diego (10/23) when he gained 121 yards on six catches, including a 44-yard pass from Elway for his longest reception of the year. Sharpe played in 15 of the Broncos' 16 games and made 13 starts. After an outstanding opening day (9/4) on which he caught nine passes for 97 yards against San Diego, he was placed on the inactive list for game two at the N.Y. Jets (9/11) because of a knee injury suffered in the opener. He was expected to miss up to five weeks, but returned for spot duty the next weekend at the L.A. Raiders and went without a catch for the first time since Nov. 30, 1992. He returned to the starting lineup in game five at Seattle and stayed there the rest of the season, playing through the pain of aching knees and ankles. He did not practice at all the week of the Cleveland game (10/30), but showed up on Sunday to lead the team in receptions (9) and yards (85).

1993: Sharpe was named to his second straight Pro Bowl, along with being named to virtually every All-NFL team. He led the Broncos in receptions with 81, which ranked third in the AFC and eighth in the NFL. His 81 receptions ranked fourth in Bronco history, and were at the time the most since Lionel Taylor's 85 in 1965. Sharpe was also on the receiving end of nine TD passes, which tied for second in the AFC. He accounted for at least two receptions in every game in 1993, with his season high coming against Kansas City (12/12). In that game Sharpe recorded 10 receptions for 65 yards and three touchdowns. His best game yardage-wise came in the season finale at the L.A. Raiders (1/2) when he accounted for 115 yards on six receptions with two touchdowns. The next week in the wild card matchup with the same Raiders (1/9), Sharpe tied a playoff record with 13 receptions.

1992: Sharpe led all Denver receivers in 1992 with a career-high 53 receptions for 640 yards and two touchdowns. Shannon and his brother Sterling of the Green Bay Packers became the only brother combination in NFL history to lead their respective teams in receiving in the same season. Sharpe had two 100-yard receiving games in '92, catching seven passes for 109 yards at Buffalo (12/12) and nine for a career-high 118 yards vs. Kansas City (10/4). He also had nine receptions at Washington (10/12) and had seven in the season finale at Kansas City (12/27). Sharpe, who was in the starting lineup 12 times in 1992, also set a new career high with a 55-yard reception at Cleveland (9/27).

1991: Sharpe was converted from wide receiver to H-back in 1991 and had a fine season, catching 22 passes for 322 yards and a touchdown and also gaining 15 yards on a reverse. He made half of his receptions in the final three weeks of the campaign, with 11 catches for 159 yards. Sharpe established new career highs at Cleveland (12/8) with four receptions for 59 yards, and had four catches the following week vs. Phoenix (12/15). On special teams he posted a team-high 12 tackles, with five assists and two knockdown blocks. Sharpe appeared in Denver's starting lineup nine times during the regular season. He closed out the postseason with six catches for 60 yards, with three for 20 against Houston (1/4) and three for 40 at Buffalo in the AFC Championship Game (1/12).

1990: Denver's seventh-round draft choice in 1990, Sharpe saw more playing time as the season progressed and closed out the year with seven receptions for 99 (14.1) yards and a score. He had his top receiving game at Kansas City (12/9) with three catches for 41 yards and his first professional touchdown. Sharpe was also one of the Broncos' top special teams performers, netting 16 total tackles, six knockdown blocks, and a forced fumble.

COLLEGE: Sharpe had a tremendous career at Savannah State College, where he was a three-time All-American, All-Southern Intercollegiate Athletic Conference, and all-state selection, as well as the three-time conference Offensive Player of the Year. Sharpe closed out his college play with 192 receptions for 3,744 yards, a 19.5 average, and 40 touchdowns. He ended his career with most consecutive games with a reception (39), with a touchdown (14), and for most games with over 100 yards receiving (17). As a senior he caught 61 passes for 1,312 yards and 18 TDs, and had three games with more than 200 yards receiving and one game with four touchdown catches. Sharpe was a criminal justice major.

PERSONAL: Sharpe hails from Glennville, Ga., where he was all-county, all-region and all-area in football at Glennville High School. In addition to four letters in football, Sharpe lettered three times in basketball and four times in track, setting a Georgia state Class A record in the triple jump (48'-3") as a junior, and breaking that mark as a senior (49'-5"). He won the regional triple jump title three straight years and the regional discus throwing title twice. Shannon was also a two-time all-area selection in basketball, scoring more than 1,000 points in three seasons, and averaging 30 points and 15 rebounds as a senior. He once scored 52 points in a game and once grabbed 27 rebounds in a game. His brother Sterling was an All-American at South Carolina who earned All-Pro status in five of his seven NFL seasons with the Green Bay Packers. Sterling is now a reporter for ESPN television, and a studio host for the network's award-winning NFL Countdown and Monday Night Countdown programs. Shannon has several cousins who played college football, and he lists his hobbies as fishing, basketball, weight lifting, and his two Rottweilers, Kane and Killian. Shannon is single and makes his home in Glennville, Ga.

SHARPE'S REGULAR SEASON RECORD

Year	Club	RECEIVING							SCORING					
		G	S	No.	Yds.	Avg.	LG	TD	TD	TDr	TDp	TDtr	2pt.	Pts.
1990	Denver	16	2	7	99	14.1	33	1	1	0	1	0	—	6
1991	Denver	16	9	22	322	14.6	37	1	1	0	1	0	—	6
1992	Denver	16	11	53	640	12.1	55	2	2	0	2	0	—	12
1993	Denver	16	12	81	995	12.3	63	9	9	0	9	0	—	54
1994	Denver	15	13	87	1,010	11.6	44	4	4	0	4	0	2	28
1995	Denver	13	12	63	756	12.0	49	4	4	0	4	0	0	24
1996	Denver	15	15	80	1,062	13.3	51	10	10	0	10	0	0	60
1997	Denver	16	16	72	1,107	15.4	68t	3	3	0	3	0	1	20
1998	Denver	16	16	64	768	12.0	38t	10	10	0	10	0	0	60
1999	Denver	5	5	23	224	9.7	24	0	0	0	0	0	0	0
2000	Baltimore	16	15	67	810	12.1	59t	5	5	0	5	0	0	30
2001	Baltimore	16	15	73	811	11.1	37	2	2	0	2	0	0	12
CAREER TOTALS		176	141	692	8,604	12.4	68t	51	51	0	51	0	3	312

ADDITIONAL STATISTICS: Fumbled once, 1990; rushed once for 15 yards and recovered one fumble, 1991; rushed twice for -6 yards and fumbled once, 1992; returned one kickoff for 0 yards and fumbled once, 1993; fumbled once, 1994; fumbled once, recovered one fumble, 1995; fumbled once, 1996; fumbled once, 1997.

SHARPE'S POSTSEASON RECORD

Year	Club	RECEIVING						SCORING						
		G	S	No.	Yds.	Avg.	LG	TD	TD	TDr	TDp	TDrt	2pt.	Pts.
1991	Denver	2	2	6	60	10.0	15	0	0	0	0	0	0	0
1993	Denver	1	1	13	156	12.0	23t	1	1	0	1	0	0	6
1996	Denver	1	1	2	31	15.5	18t	1	1	0	1	0	0	6
1997	Denver	4	4	12	149	12.4	23	0	0	0	0	0	0	0
1998	Denver	3	3	9	78	8.7	14	0	0	0	0	0	0	0
2000	Baltimore	4	4	6	230	38.3	96t	2	2	0	2	0	0	12
2001	Baltimore	2	2	9	79	8.8	27	0	0	0	0	0	0	0
CAREER TOTAL		17	17	57	783	13.7	96t	4	4	0	4	0	0	24

SHARPE'S SINGLE-GAME HIGHS

(Postseason in parenthesis)

Most receptions — 13 vs. San Diego, 10/6/96 (13* at L.A. Raiders, 1/9/94). **Most receiving yards** —180 vs. Buffalo, 9/3/95 (156 at L.A. Raiders, 1/9/94). **Longest reception** — 68 (TD) vs. San Diego, 12/21/97 (96, TD, at Oakland, 1/14/01). **Most Touchdown Receptions** — 3 vs. San Diego, 10/6/96 and vs. Kansas City, 12/12/93 (1 at Oakland, 1/14/01; vs. Denver, 12/31/00; vs. Jacksonville, 1/4/97 and at L.A. Raiders, 1/9/94).

*ties NFL postseason record

SHARPE'S REGULAR SEASON TOP FIVE

(* indicates franchise record)

YARDS RECEIVING

180 — vs. Buffalo, 9/3/95 (10 rec.)
 174 — vs. Carolina, 11/9/97 (8 rec.)
 162 — vs. San Diego, 12/21/97 (8 rec.)
 161 — vs. Baltimore, 10/20/96 (9 rec.)
 153 — vs. San Diego, 10/6/96 (13 rec., 3TD)

RECEPTIONS

*13 — vs. San Diego, 10/6/96 (153 yds., 3TD)
 10 — vs. Buffalo, 9/3/95 (180 yds.)
 10 — at Kansas City, 12/4/94 (95 yds., TD)
 10 — vs. Kansas City, 12/12/93 (65 yds., 3TD)
 10 — vs. Oakland, 11/24/97 (142 yds.)

SHARPE'S POSTSEASON TOP THREE

(* indicates postseason franchise record)

YARDS RECEIVING

156 — at Raiders, 1/9/94, Wild Card (13 rec., TD)
 96 — at Oakland, 1/14/01, Champ. Game (1 rec., TD)
 73 — vs. Denver, 12/31/00, Wild Card (3 rec., TD)

RECEPTIONS

13 — at Raiders, 1/9/94, Wild Card (156 yds., TD)
 5 — vs. Green Bay, 1/25/98, S.B. XXXIII (38 yds.)
 5 — at Pittsburgh, 1/20/02, Div. Playoffs (56 yds.)
 5 — vs. Miami, 1/9/99, Div. Playoffs (38 yds.)

SHANNON SHARPE'S 100-YARD RECEIVING GAMES (17; INCLUDES 1 POSTSEASON)

team victories asterisked

Date	Opponent	(S/P)	Att.	Yds.	Avg.	LG	TD
Oct. 4, 1992	Kansas City	(S)	9	118	13.1	48	0
Dec. 12, 1992	at Buffalo	(S)	7	109	15.6	36	1
Nov. 14, 1993	Minnesota	(S)	7	104	14.9	32	0
Jan. 2, 1994	at LA Raiders	(S)	6	115	19.2	54	2
Jan. 9, 1994	at LA Raiders	(S)	13	156	12.0	23t	1
Oct. 23, 1994	at San Diego*	(S)	6	121	20.2	44	1
Sept. 3, 1995	Buffalo*	(S)	10	180	18.0	49	0
Nov. 19, 1995	San Diego*	(S)	8	137	17.1	40	1
Sept. 22, 1996	at Kansas City	(S)	9	131	14.6	29	0
Oct. 6, 1996	San Diego*	(S)	13	153	11.8	24	3
Oct. 20, 1996	Baltimore*	(S)	9	161	17.9	32	0
Sept. 28, 1997	at Atlanta*	(S)	6	119	19.8	65t	1
Nov. 9, 1997	vs. Carolina*	(S)	8	174	21.8	36	0
Nov. 24, 1997	vs. Oakland*	(S)	10	142	14.2	27	0
Dec. 21, 1997	vs. San Diego*	(S)	8	162	20.3	68t	1
Oct. 22, 2000	vs. Tennessee	(S)	8	104	13.0	25	0
Nov. 19, 2000	vs. Dallas*	(S)	5	101	20.2	59t	1

italics and bold indicates postseason

SHANNON SHARPE CAREER GAME-BY-GAME

(team victories asterisked)

1990 — DENVER			RECEIVING					SCORING		NOTES
Date	Opponent	(S/P)	No.	Yds.	Avg.	LG	TD	2pt.	Pts.	
Sep 9	at LA Raiders	(P)	0	0	0.0	0	0	—	0	
Sep 17	vs. Kansas City*	(P)	0	0	0.0	0	0	—	0	
Sep 23	vs. Seattle*	(P)	0	0	0.0	0	0	—	0	
Sep 30	at Buffalo	(P)	0	0	0.0	0	0	—	0	
Oct 8	vs. Cleveland	(P)	0	0	0.0	0	0	—	0	
Oct 14	vs. Pittsburgh	(P)	1	12	12.0	12	0	—	0	
Oct 21	at Indianapolis*	(P)	0	0	0.0	0	0	—	0	
Nov 4	at Minnesota	(P)	1	3	3.0	3	0	—	0	
Nov 11	at San Diego	(P)	0	0	0.0	0	0	—	0	
Nov 18	vs. Chicago	(P)	0	0	0.0	0	0	—	0	
Nov 22	at Detroit	(P)	1	33	33.0	33	0	—	0	
Dec 2	vs. LA Raiders	(P)	0	0	0.0	0	0	—	0	
Dec 9	at Kansas City	(P)	3	41	13.7	27	1	—	6	
Dec 16	vs. San Diego*	(S)	1	10	10.0	10	0	—	0	
Dec 23	at Seattle	(P)	0	0	0.0	0	0	—	0	
Dec 30	vs. Green Bay*	(S)	0	0	0.0	0	0	—	0	
1990 Regular Season Totals	(2/14)		7	99	15.0	33	1	—	6	

1991 — DENVER			RECEIVING					SCORING		NOTES
Date	Opponent	(S/P)	No.	Yds.	Avg.	LG	TD	2pt.	Pts.	
Sep 1	vs. Cincinnati*	(S)	3	43	14.3	19	0	—	0	
Sep 8	at LA Raiders	(S)	1	37	37.0	37	0	—	0	
Sep 15	vs. Seattle*	(S)	1	17	17.0	17	0	—	0	
Sep 22	vs. San Diego*	(S)	1	17	17.0	17	0	—	0	
Sep 29	at Minnesota*	(S)	0	0	0.0	0	0	—	0	
Oct 6	at Houston	(P)	0	0	0.0	0	0	—	0	
Oct 20	vs. Kansas City*	(S)	1	17	17.0	17	0	—	0	
Oct 27	at New England*	(S)	1	5	5.0	5	0	—	0	
Nov 3	vs. Pittsburgh*	(P)	1	1	1.0	1	0	—	0	
Nov 10	vs. LA Raiders	(S)	0	0	0.0	0	0	—	0	
Nov 17	at Kansas City*	(P)	1	24	24.0	24	0	—	0	
Nov 24	at Seattle	(P)	1	2	2.0	2	0	—	0	
Dec. 1	vs. New England*	(P)	0	0	0.0	0	0	—	0	
Dec 8	at Cleveland*	(S)	4	59	14.8	24	0	—	0	
Dec 15	vs. Phoenix*	(P)	4	51	12.8	22	1	—	6	
Dec 22	at San Diego*	(P)	3	49	16.3	24	0	—	0	
1991 Regular Season Totals	(9/7)		22	322	14.6	37	1	—	6	
Jan 4	vs. Houston*	(S)	3	20	6.7	7	0	—	0	AFC Divisional Playoff
Jan 12	at Buffalo	(S)	3	40	13.3	15	0	—	0	AFC Championship
1991 Postseason Totals	(2/0)		6	60	10.0	15	0	—	0	

1992 — DENVER			RECEIVING					SCORING		NOTES
Date	Opponent	(S/P)	No.	Yds.	Avg.	LG	TD	2pt.	Pts.	
Sep 6	vs. LA Raiders*	(P)	0	0	0.0	0	0	—	0	
Sep 13	vs. San Diego*	(S)	3	61	20.3	34	1	—	6	
Sep 20	at Philadelphia	(S)	2	2	1.0	5	0	—	0	
Sep 27	at Cleveland*	(S)	2	61	30.5	55	0	—	0	
Oct 4	vs. Kansas City	(S)	9	118	13.1	48	0	—	0	
Oct 12	at Washington	(S)	9	71	7.9	21	0	—	0	
Oct 18	vs. Houston*	(S)	3	37	12.3	19	0	—	0	
Oct 25	at San Diego	(P)	2	12	6.0	7	0	—	0	
Nov 8	vs. NY Jets*	(S)	1	9	9.0	9	0	—	0	
Nov 15	vs. NY Giants*	(P)	4	34	8.5	12	0	—	0	
Nov 22	at LA Raiders	(S)	0	0	0.0	0	0	—	0	
Nov 30	at Seattle	(P)	0	0	0.0	0	0	—	0	
Dec 6	vs. Dallas	(S)	3	16	5.3	7	0	—	0	
Dec 12	at Buffalo	(S)	7	109	15.6	36	1	—	6	
Dec 20	vs. Seattle*	(S)	3	23	7.7	25	0	—	0	
Dec 27	at Kansas City	(P)	5	87	17.4	52	0	—	0	
1992 Regular Season Totals	(12/4)		53	640	12.1	55	2	—	12	

1993 — DENVER			RECEIVING				SCORING		NOTES	
Date	Opponent	(S/P)	No.	Yds.	Avg.	LG	TD	2pt.	Pts.	
Sep 5	at NY Jets*	(P)	7	79	11.2	37	0	—	0	
Sep 12	vs. San Diego*	(P)	3	47	15.7	32	0	—	0	
Sep 20	at Kansas City	(S)	9	81	9.0	14	0	—	0	
Oct 3	vs. Indianapolis*	(S)	4	50	12.5	22	1	—	6	
Oct 10	at Green Bay	(S)	7	55	7.9	16	0	—	0	
Oct 18	vs. LA Raiders	(S)	4	42	10.5	16	0	—	0	
Oct 31	vs. Seattle*	(S)	3	31	10.3	15	1	—	6	
Nov 7	at Cleveland*	(P)	4	55	13.8	33	0	—	0	
Nov 14	vs. Minnesota	(S)	7	104	14.9	32	0	—	0	
Nov 21	vs. Pittsburgh*	(P)	4	80	20.0	63	0	—	0	
Nov 28	at Seattle*	(S)	3	72	24.0	50t	1	—	6	
Dec 5	at San Diego	(S)	2	34	17.0	23	0	—	0	
Dec 12	vs. Kansas City*	(S)	10	65	6.5	14	3	—	18	
Dec 18	at Chicago*	(S)	2	20	10.0	13	0	—	0	
Dec 26	vs. Tampa Bay	(S)	6	65	10.8	18	0	—	0	
Jan 2	at LA Raiders	(S)	6	115	19.2	54	2	—	12	
1993 Regular Season Totals			(12/4)	81	995	12.3	63	9	—	54
Jan 9	at LA Raiders	(S)	13	156	12.0	23t	1	—	6	AFC Wild Card Game
1993 Postseason Totals			(1/1)	13	156	12.0	23t	1	—	6

1994 — DENVER			RECEIVING				SCORING		NOTES	
Date	Opponent	(S/P)	No.	Yds.	Avg.	LG	TD	2pt.	Pts.	
Sep 4	vs. San Diego	(S)	9	97	10.8	38	1	—	6	
Sep 11	at NY Jets			INACTIVE — KNEE						
Sep 18	vs. LA Raiders	(P)	0	0	0.0	0	0	—	0	
Sep 26	at Buffalo	(P)	4	90	22.5	31	0	—	0	
Oct 9	at Seattle*	(S)	7	87	12.4	32	0	—	0	
Oct 17	Kansas City	(S)	4	50	12.5	21	0	—	0	
Oct 23	at San Diego*	(S)	6	121	20.2	44	1	—	6	
Oct 30	vs. Cleveland*	(S)	9	85	9.4	22	0	—	0	
Nov 6	at LA Rams	(S)	7	69	9.9	21	0	1	2	
Nov 13	vs. Seattle*	(S)	3	28	9.3	10	0	—	0	
Nov 20	vs. Atlanta*	(S)	4	44	11.0	28	0	—	0	
Nov 27	vs. Cincinnati*	(S)	3	42	14.0	19	0	—	0	
Dec 4	at Kansas City*	(S)	10	95	9.5	24t	1	—	6	
Dec 11	at LA Raiders	(S)	9	89	9.9	35	0	—	0	
Dec 17	at San Francisco	(S)	7	74	10.6	15	0	—	0	
Dec 24	vs. New Orleans	(S)	5	39	7.8	18	1	1	8	
1994 Regular Season Totals			(13/2)	87	1,010	11.6	44	4	2	28

1995 — DENVER			RECEIVING				SCORING		NOTES	
Date	Opponent	(S/P)	No.	Yds.	Avg.	LG	TD	2pt.	Pts.	
Sep 3	vs. Buffalo*	(S)	10	180	18.0	49	0	—	0	
Sep 10	at Dallas	(S)	5	67	13.4	18	0	—	0	
Sep 17	vs. Washington*	(S)	1	2	2.0	2	0	—	0	ankle injury
Sep 24	at San Diego	(P)	0	0	0.0	0	0	—	0	
Oct 1	at Seattle	(S)	8	94	11.8	25	0	—	0	
Oct 8	at New England*	(S)	4	43	10.8	18	1	—	6	
Oct 16	vs. Oakland*	(S)	5	43	8.6	20	0	—	0	
Oct 22	vs. Kansas City	(S)	2	20	10.0	10t	1	—	6	
Nov 5	vs. Arizona*	(S)	3	50	16.7	29	0	—	0	
Nov 12	at Philadelphia	(S)	7	43	6.1	12	0	—	0	
Nov 19	vs. San Diego*	(S)	8	137	17.1	40	1	—	6	
Nov 26	at Houston	(S)	8	65	8.1	24	0	—	0	
Dec 3	vs. Jacksonville	(S)	2	12	6.0	6t	1	—	6	left eye orbital fracture
Dec 10	vs. Seattle			Inactive — Orbital Fracture (L eye)						
Dec 17	at Kansas City			Inactive — Orbital Fracture (L eye)						
Dec 24	at Oakland*			Inactive — Orbital Fracture (L eye)						
1995 Regular Season Totals			(12/1)	63	756	12.0	49	4	—	24

1996 — DENVER			RECEIVING				SCORING		NOTES	
Date	Opponent	(S/P)	No.	Yds.	Avg.	LG	TD	2pt.	Pts.	
Sep 1	vs. NY Jets*	(S)	4	55	13.8	21	1	—	6	
Sep 8	at Seattle*	(S)	3	40	13.3	19	0	—	0	
Sep 15	Tampa Bay*	(S)	4	30	7.5	9	0	—	0	
Sep 22	at Kansas City	(S)	9	131	14.6	29	0	—	0	
Sep 29	at Cincinnati*	(S)	6	60	10.0	17	1	—	6	
Oct 6	vs. San Diego*	(S)	13	153	11.8	24	3	—	18	
Oct 20	vs. Baltimore*	(S)	9	161	17.9	32	0	—	0	
Oct 27	vs. Kansas City*	(S)	6	99	16.5	46t	2	—	12	
Nov 4	at Oakland*	(S)	5	57	11.4	15	1	—	6	
Nov 10	vs. Chicago*	(S)	5	92	18.4	51	1	—	6	
Nov 17	at New England*	(S)	3	37	12.3	15	0	—	0	
Nov 24	at Minnesota*	(S)	4	90	22.5	31	0	—	0	
Dec 1	vs. Seattle*	(S)	4	21	5.3	8	1	—	6	
Dec 8	at Green Bay	(S)	4	34	8.5	16	0	—	0	
Dec 15	vs. Oakland*	(S)	1	2	2.0	2	0	—	0	
Dec 22	at San Diego			Inactive — Ankle						
1996 Regular Season Totals			(15/0)	80	1,062	13.3	51	10	—	60
Jan 4	vs. Jacksonville	(S)	2	31	15.5	18t	1	—	6	AFC Divisional Playoff
1996 Postseason Totals			(1/1)	2	31	15.5	18t	1	—	6

1997 — DENVER			RECEIVING				SCORING		NOTES	
Date	Opponent	(S/P)	No.	Yds.	Avg.	LG	TD	2pt.	Pts.	
Aug 31	vs. Kansas City*	(S)	4	41	10.3	50	0	—	0	
Sep 7	at Seattle*	(S)	4	62	15.5	26	0	1	2	
Sep 14	vs. St. Louis*	(S)	2	20	10.0	14	0	—	0	
Sep 21	vs. Cincinnati*	(S)	1	5	5.0	5	0	—	0	
Sep 28	at Atlanta*	(S)	6	119	19.8	65t	1	—	6	
Oct 6	vs. New England*	(S)	1	19	19.0	19	0	—	0	
Oct 19	at Oakland	(S)	8	94	11.8	27	0	—	0	
Oct 26	at Buffalo	(S)	4	35	8.8	12	0	—	0	
Nov 2	vs. Seattle*	(S)	3	85	28.3	49	0	—	0	
Nov 9	vs. Carolina*	(S)	8	174	21.8	36	0	—	0	
Nov 16	at Kansas City	(S)	3	27	9.0	15	1	—	6	
Nov 24	vs. Oakland*	(S)	10	142	14.2	27	0	—	0	
Nov 30	at San Diego*	(S)	4	46	10.7	23	0	—	0	
Dec 7	at Pittsburgh	(S)	1	16	16.0	16	0	—	0	
Dec 15	at San Francisco	(S)	5	60	12.0	22	0	—	0	
Dec 21	vs. San Diego*	(S)	8	162	20.3	68t	1	—	6	
1997 Regular Season Totals			(16/0)	72	1,107	15.4	68t	3	1	20
Dec 27	vs. Jacksonville*	(S)	2	29	14.5	23	0	—	0	AFC Wild Card Game
Jan 4	at Kansas City*	(S)	2	33	16.5	22	0	—	0	AFC Divisional Playoff
Jan 11	at Pittsburgh*	(S)	3	49	16.3	18	0	—	0	AFC Championship
Jan 25	vs. Green Bay*	(S)	5	38	7.6	12	0	—	0	Super Bowl XXXII
1997 Postseason Totals			(4/0)	12	149	12.4	23	0	—	0

1998 — DENVER			RECEIVING				SCORING		NOTES	
Date	Opponent	(S/P)	No.	Yds.	Avg.	LG	TD	2pt.	Pts.	
Sep 7	vs. New England*	(S)	5	51	10.2	20	1	—	6	
Sep 13	vs. Dallas*	(S)	6	97	16.2	38t	2	—	12	
Sep 20	at Oakland*	(S)	3	44	14.7	23	0	—	0	
Sep 27	at Washington*	(S)	6	69	11.5	21	0	—	0	
Oct 4	vs. Philadelphia*	(S)	6	46	7.7	13	1	—	6	
Oct 11	at Seattle*	(S)	2	31	15.5	19t	1	—	6	
Oct 25	vs. Jacksonville*	(S)	4	61	15.3	20	0	—	0	
Nov 1	at Cincinnati*	(S)	3	35	11.7	17	0	—	0	
Nov 8	vs. San Diego*	(S)	5	53	10.6	24	0	—	0	
Nov 16	at Kansas City*	(S)	3	56	18.7	22	0	—	0	
Nov 22	vs. Oakland*	(S)	3	41	13.7	24	1	—	6	
Nov 29	at San Diego*	(S)	3	31	10.3	18t	1	—	6	
Dec 6	vs. Kansas City*	(S)	1	24	24.0	24t	1	—	6	
Dec 13	at New York Giants	(S)	4	25	6.3	7	0	—	0	
Dec 21	at Miami	(S)	4	36	9.0	15	0	—	0	
Dec 27	vs. Seattle*	(S)	6	68	11.3	17t	2	—	12	
1998 Regular Season Totals			(16/0)	64	768	12.0	38t	10	—	60
Jan 9	vs. Miami*	(S)	5	38	7.6	10	0	—	0	AFC Divisional Playoff
Jan 17	vs. New York Jets*	(S)	2	14	7.0	8	0	—	0	AFC Championship
Jan 31	vs. Atlanta*	(S)	2	26	13.0	14	0	—	0	Super Bowl XXXIII
1998 Postseason Totals			(3/0)	9	78	8.7	14	0	—	0

1999 — DENVER			RECEIVING				SCORING		NOTES	
Date	Opponent	(S/P)	No.	Yds.	Avg.	LG	TD	2pt.	Pts.	
Sep 13	vs. Miami	(S)	7	47	6.7	10	0	—	0	
Sep 19	at Kansas City	(S)	6	52	8.7	19	0	—	0	
Sep 26	at Tampa Bay	(S)	5	39	7.8	16	0	—	0	
Oct 3	vs. New York Jets	(S)	5	86	17.2	24	0	—	0	
Oct 10	at Oakland*	(S)	0	0	0.0	—	0	—	0	
Oct 17	vs. Green Bay*		INACTIVE — FRACTURED LEFT CLAVICLE							Fractured L. clavicle 3rd qtr.
Oct 24	at New England		INACTIVE — FRACTURED LEFT CLAVICLE							
Oct 31	vs. Minnesota		INACTIVE — FRACTURED LEFT CLAVICLE							
Nov 7	at San Diego*		INACTIVE — FRACTURED LEFT CLAVICLE							
Nov 14	at Seattle		INACTIVE — FRACTURED LEFT CLAVICLE							
Nov 22	vs. Oakland*		INACTIVE — FRACTURED LEFT CLAVICLE							
Dec 5	vs. Kansas City		INJURED RESERVE — FRACTURED LEFT CLAVICLE							
Dec 13	at Jacksonville		INJURED RESERVE — FRACTURED LEFT CLAVICLE							
Dec 19	vs. Seattle*		INJURED RESERVE — FRACTURED LEFT CLAVICLE							
Dec 25	at Detroit*		INJURED RESERVE — FRACTURED LEFT CLAVICLE							
Jan 2	vs. San Diego		INJURED RESERVE — FRACTURED LEFT CLAVICLE							
1999 Regular Season Totals	(5/0)		23	224	9.7	24	0	—	0	

2000 — BALTIMORE			RECEIVING				SCORING		NOTES
Date	Opponent	(S/P)	No.	Yds.	Avg.	LG	TD	2pt.	Pts.
Sep 3	at Pittsburgh*	(S)	0	0	0.0	—	0	—	0
Sep 10	vs. Jacksonville*	(S)	3	50	16.7	29	1	—	6
Sep 17	at Miami	(S)	5	56	11.2	25	0	—	0
Sep 24	vs. Cincinnati*	(S)	5	40	8.0	15	1	—	6
Oct 1	at Cleveland*	(S)	6	83	12.8	37	0	—	0
Oct 8	at Jacksonville*	(P)	1	26	26.0	26	0	—	0
Oct 15	at Washington	(S)	4	50	12.5	22	0	—	0
Oct 22	vs. Tennessee	(S)	8	104	13.0	25	0	—	0
Oct 29	vs. Pittsburgh	(S)	3	35	11.7	15	0	—	0
Nov 5	at Cincinnati*	(S)	7	66	9.4	19	2	—	12
Nov 12	at Tennessee*	(S)	8	92	11.5	36	0	—	0
Nov 19	vs. Dallas*	(S)	5	101	20.2	59t	1	—	6
Nov 26	vs. Cleveland*	(S)	2	17	8.5	11	0	—	0
Dec 10	vs. San Diego*	(S)	1	7	7.0	7	0	—	0
Dec 17	at Arizona*	(S)	4	37	9.2	21	0	—	0
Dec 24	vs. New York Jets*	(S)	5	46	9.2	27	0	—	0
2000 Regular Season Totals	(15/1)		67	810	12.1	59t	5	—	30
Dec 31	vs. Denver*	(S)	3	73	24.3	58t	1	—	6
Jan 7	at Tennessee*	(S)	1	56	56.0	56	0	—	0
Jan 14	at Oakland*	(S)	1	96	96.0	96t	1	—	6
Jan 28	vs. New York Giants*	(S)	1	5	5.0	5	0	—	0
2000 Postseason Totals	(4/0)		6	230	38.3	96t	2	—	12

2001 — BALTIMORE			RECEIVING				SCORING		NOTES
Date	Opponent	(S/P)	No.	Yds.	Avg.	LG	TD	2pt.	Pts.
Sep 9	vs. Chicago*	(S)	4	34	8.5	13	0	—	0
Sep 23	at Cincinnati	(S)	8	84	10.5	27	0	—	0
Sep 30	at Denver*	(S)	5	50	10.0	17	0	—	0
Oct 7	vs. Tennessee*	(S)	3	57	19.0	32	0	—	0
Oct 14	at Green Bay	(S)	5	41	8.2	13	0	—	0
Oct 21	at Cleveland	(P)	6	61	10.2	20	0	—	0
Oct 28	vs. Jacksonville*	(S)	7	89	12.7	30	0	—	0
Nov 4	at Pittsburgh*	(S)	3	56	18.7	26	1	—	6
Nov 12	at Tennessee*	(S)	2	18	9.0	15	0	—	0
Nov 18	vs. Cleveland	(S)	7	78	11.1	29	0	—	0
Nov 25	at Jacksonville*	(S)	6	55	9.2	13	1	—	6
Dec 2	vs. Indianapolis*	(S)	3	41	13.7	21	0	—	0
Dec 16	vs. Pittsburgh	(S)	4	26	6.5	11	0	—	0
Dec 23	vs. Cincinnati*	(S)	3	32	10.7	14	0	—	0
Dec 29	at Tampa Bay	(S)	5	38	7.6	9	0	—	0
Jan 7	vs. Minnesota*	(S)	2	51	25.5	37	0	—	0
2001 Regular Season Totals	(15/1)		73	811	11.1	37	2	—	12
Jan 13	at Miami*	(S)	4	23	5.8	11	0	—	0
Jan 20	at Pittsburgh	(S)	5	56	11.2	27	0	—	0
2001 Postseason Totals	(2/0)		9	79	8.8	27	0	—	0

SHANNON SHARPE VS. THE NFL							
Regular Season Only							
	G/S	Rec.	Yds.	Avg.	LG	TD	100 Yards
Denver	1/1	5	50	10.0	17	0	0
Kansas City	18/14	86	1,028	12.0	52	10	2
Oakland	18/14	55	706	12.8	54	4	2
San Diego	18/13	72	1,037	14.4	68t	9	4
AFC West	55/42	218	2,821	12.9	68t	23	8
Buffalo	5/3	25	414	16.6	49	1	2
Miami	3/3	16	139	8.7	25	0	0
New England	6/5	14	155	11.1	20	2	0
N.Y. Jets	5/4	22	275	12.5	37	1	0
AFC East	19/15	77	983	12.8	49	4	2
Baltimore	1/1	9	161	17.9	32	0	1
Cincinnati	9/9	39	407	10.4	27	4	0
Cleveland	9/6	40	499	12.5	55	1	0
Pittsburgh	8/5	17	226	13.3	63t	1	0
AFC North	27/21	105	1,293	12.3	63t	6	1
Houston	0/0	0	0	0.0	—	0	0
Indianapolis	3/2	7	91	13.0	22	1	0
Jacksonville	6/5	23	293	11.9	30	3	0
Tennessee/Houston	7/6	32	373	11.7	36	0	1
AFC South	16/13	62	757	12.2	36	4	1
AFC Totals	117/91	462	5,854	12.7	68t	37	12
Arizona	3/2	11	138	12.5	29	1	0
St. Louis/L.A. Rams	2/2	9	89	12.7	21	0	0
San Francisco	2/2	12	134	11.2	22	0	0
Seattle	17/13	51	661	13.0	50t	6	0
NFC West	24/19	83	1,022	12.3	50t	7	0
Dallas	4/4	19	281	14.8	59	3	1
N.Y. Giants	2/1	8	59	7.4	12	0	0
Philadelphia	3/3	15	91	6.1	13	1	0
Washington	4/4	20	192	9.6	22	0	0
NFC East	13/12	62	623	10.0	59	4	1
Chicago	4/3	11	146	13.3	51	1	0
Detroit	1/0	1	33	33.0	33	0	0
Green Bay	4/4	16	130	8.1	16	0	0
Minnesota	5/4	14	248	17.7	37	0	1
NFC North	14/11	42	557	13.3	51	1	1
Atlanta	2/2	10	163	16.3	65t	1	1
Carolina	1/1	8	174	21.8	36	0	1
New Orleans	1/1	5	39	7.8	18	1	0
Tampa Bay	4/4	20	172	8.6	18	0	0
NFC South	8/8	43	548	12.7	65t	2	2
NFC Totals	59/50	230	2,750	12.0	65t	14	4
NFL Totals	176/141	692	8,604	12.4	68t	51	16
Home	89/75	344	4,422	12.9	68t	33	11
Road	87/66	348	4,182	12.0	65t	18	5
Grass	141/119	585	7,142	12.2	68t	45	5
Turf	35/22	107	1,462	13.7	65t	6	1
Outdoors	160/132	651	8,087	12.4	68t	48	5
Domes	16/9	41	517	12.6	65t	3	1
All Sun. Games	151/121	591	7,377	12.5	68t	47	14
Sunday Nights	16/12	60	628	10.5	49	2	1
Mondays	19/15	74	914	12.4	37	2	1
Thursdays	1/0	1	33	33.0	33	0	0
Saturdays	5/5	26	280	10.8	36	2	1
Wins	98/84	413	5,536	13.4	68t	42	10
Losses	64/44	279	3,068	11.0	54	9	6
August	1/1	4	41	10.3	15	0	0
September	46/36	168	2,116	12.6	65t	10	3
October	42/36	190	2,324	12.2	48	12	5
November	46/34	173	2,344	13.5	63t	12	5
December	39/33	149	1,613	10.8	68t	15	2
January	2/2	8	166	20.8	54	2	1



ROD SMITH  **WIDE RECEIVER**

6-0 • 200 • 8TH YR. • MISSOURI SOUTHERN

BORN: May 15, 1970 in Texarkana, Ark.
HIGH SCHOOL: Texarkana High School, Texarkana, Ark.
RESIDES: Parker, Colo.
ACQUIRED: Rookie Free Agent, 1994
PRO YEAR: 8th • **YEAR WITH BRONCOS:** 8th
NFL GAMES PLAYED/STARTED: 104/79 • **POSTSEASON:** 9/8

80

Rod Smith is quite accomplished at the art of one-upmanship, especially when the opponent is himself. Ever the tireless worker—whether in the offseason or during the season—Smith continues to set the bar higher each year, and manages to take his game to levels few but himself thought possible when he entered the NFL as a rookie free agent in 1994. He has not only established himself as one of the finest wide receivers in Denver Broncos history, but has also placed himself among the best in the NFL over the past five seasons. Whether the standard is wins (two Super Bowl victories), statistics (second-most receiving yds. in the NFL last five years; third-most receptions) or durability (Smith has missed only two games in the past five seasons), Smith may be the best all-around wide receiver in the National Football League. Last year Smith earned his second straight Pro Bowl berth and led the NFL in receptions with 113, setting a franchise record and giving him now two of the top three seasons in franchise history. He also owns the top two single-season yardage figures in Broncos history. With his 113 receptions, Smith became just the sixth player in NFL history to post back-to-back 100-catch seasons.

OFF THE FIELD

A 1994 graduate of Missouri Southern, Rod holds three different degrees: economics and finance, general business, as well as marketing and management. He began supporting an orphanage in Mexico City in 1994, and in August 1997 had the opportunity to meet the children when the Broncos traveled to Mexico City for a preseason American Bowl game. Rod hosted a group of the children for several hours at the team hotel and donated Broncos hats and t-shirts to more than 400 others.

In 2000 Smith and teammate Ed McCaffrey launched an all-out assault on the Broncos record book, with Smith shattering the previous mark for receiving yards in a season (1,244) by tallying 1,601. En route to his first Pro Bowl selection and numerous All-NFL honors Smith also tied Lionel Taylor's franchise record of 100 receptions, finishing just shy of McCaffrey's then-record of 101. The duo became just the second pair of teammates to each log 100 catches in the same season, and Smith became just the 28th player in NFL history to catch 100 passes in a season. His 1,601 receiving yards tied for ninth most in a single season in NFL history, placing him alongside San Diego's Lance Alworth (1965). He led the AFC in receiving yards and ranked third in receptions, and was named AFC Offensive Player of the Month for November. Smith is the only player in Broncos history to put up five consecutive 1,000-yard seasons. The eighth-year pro has now played in 104 games and started 79, catching 470 passes for 6,756 yards (14.4) with a franchise-record-tying 44 touchdowns and a long of 78 yards. He has also rushed 20 times for 205 yards (10.3) with a long of 50 for a touchdown; returned 24 punts for a 12.3-yard average (295 yds.) with a long of 36; returned six kickoffs for a 15.5-yard average (93 yds.) with a long of 29 and completed his only pass attempt, a 14-yarder to John Elway in 1998. Smith now ranks third in Broncos history in career receptions and receiving yards, and tied for first in receiving touchdowns with four others, including teammates Ed McCaffrey and Shannon Sharpe. He also holds the Nos. 1, 2, 6 and 7 spots on the Broncos' all-time single-season receiving-yardage list, with his 2000 total of 1,601 yds. at the top, followed by 1,343 yds. last year; 1,222 yards in 1998 and 1,180 in '97. Smith holds the franchise single-game record for receptions with 14, and his combined five-year regular season receiving total of 6,367 yards from 1997-2001 is the best over a five-year span in franchise history. Smith has also played in nine postseason games (8 starts) and caught 27 passes for 538 yards (19.9) and three touchdowns, with a long of 80, which went for a touchdown in Super Bowl XXXIII vs. Atlanta. The 80-yard score tied for the second-longest play from scrimmage in a Super Bowl game, and ranks as the longest play from scrimmage in Broncos postseason history. Smith's 152 yards in Super Bowl XXXIII rank as the fourth-highest receiving figure in Super Bowl history, and moved him into second place on Denver's all-time postseason receiving chart. He also ranks fifth in receptions (24), second in receiving touchdowns (3) and fourth in avg. yds. per catch (20.0). Smith's first NFL touchdown in 1995—on his first NFL reception—may forever remain his most memorable, as he outleaped

NFL RECEIVING LEADERS, 1997-2001

MOST RECEPTIONS			MOST RECEIVING YARDS		
PLAYER	TEAM	REC.	PLAYER	TEAM	YDS.
1. Jimmy Smith	Jacksonville	479	1. Jimmy Smith	Jacksonville	6,728
2. Marvin Harrison	Indianapolis	458	2. Rod Smith	Denver	6,367
3. Rod Smith	Denver	448	3. Marvin Harrison	Indianapolis	6,242
4. Cris Carter	Minnesota	426	4. Terrell Owens	San Francisco	5,650
5. Keyshawn Johnson	Tampa Bay/N.Y.J.	419	5. Cris Carter	Minnesota	5,466

Washington Redskins future Hall of Famer Darrell Green to haul in a 43-yard Elway pass in the end zone as time expired, giving Denver a 38-31 victory. Smith entered the NFL in 1994 as a rookie free agent with the Broncos out of Missouri Southern. He spent that season on the practice squad before making the 53-man roster for the first time in '95.

2001: Smith—voted to play in the Pro Bowl for the second year in a row, and first time as a starter, and also named second-team AP All-NFL, first-team *Football Digest* All-Pro and *Pro Football Weekly* All-AFC—played in 15 games and started 14, missing only the Miami game (12/2) because of a sprained left ankle and playing but not starting at K.C. (12/16) because the Broncos opened the game with an extra tight end. He led the NFL in receptions with a franchise-record 113, and ranked third in the AFC in receiving yds. (1,343; 6th NFL), for an 11.9 average, with 11 receiving touchdowns. He became one of only six players in NFL history to catch 100 or more passes in back-to-back seasons (Jerry Rice, Herman Moore and Marvin Harrison-3; Cris Carter, Sterling Sharpe and Smith-2), and his 1,343 receiving yds. were the second-most in a season by a Bronco, behind only his franchise-record 1,602 yds. in 2000, giving Smith four of the top 7 single-season marks in franchise history. Smith ranked second in the AFC (3rd NFL) in receiving touchdowns; fifth (7th NFL) in total touchdowns and fifth (8th NFL) in scoring (non-kickers) with 68 points. Smith also tied for eighth (16th NFL) in total yds. from scrimmage (1,370); fifth (T8th NFL) in total first downs (77); tied for first (M. Harrison-IND) in the NFL in receiving first downs (75) and tied for the NFL lead in third-down receptions (30-286-9.5-4TDs) with Minnesota's Randy Moss. His 67 receptions through the first eight games were the most ever by an NFL player at that stage of a season, breaking the record of 60 held by Minnesota's Cris Carter (1994) and Phoenix's J.T. Smith ('89). Smith capped off the season at Ind. (1/6) the way he began it, leading the team in receptions. On the afternoon he caught seven passes for 92 yards (13.1), with a long of 20. The seven catches gave him 113 on the season, the most in the NFL and the best ever by a Bronco. The 1,343 yards were good for second best in a season, passing Ed McCaffrey's 1,317 set last season. Smith continued to carve out his place in the Broncos record book vs. Oak. (12/30), catching eight passes for 56 yards (7.0) and scoring one touchdown. His eight catches on the day give him 106 for the season, a new franchise single-season high, breaking the old record of 101 set last season by McCaffrey when Smith caught 100. Smith's record-breaking 102nd catch came on a 5-yd. pass from Brian Griese with 5:12 remaining in the 3rd qtr. He became the first Bronco in history to catch 100 passes in consecutive seasons, and just the sixth in NFL history. The touchdown catch was the 11th of the season for Smith (one shy of his career best, set in 1997) and the 44th of his career to tie the franchise record shared by Lionel Taylor, Haven Moses, Shannon Sharpe and Ed McCaffrey. Smith hit the century mark in receiving yds. for the fifth and final time in 2001 at K.C. (12/16), extending his franchise career record to 26. On the day he caught eight passes for 100 yds. (12.5) and a touchdown. Smith's 11-yd. TD reception from Gus Frerotte in the 2nd qtr. was his 10th of the season and 43rd of his career. Smith returned to the starting lineup vs. Sea. (12/9) and caught a game-high eight passes for 66 yds. (8.3) with a long of 12, after missing the previous game, at Mia. (12/2), because of a severely sprained left ankle suffered at Dal. (11/22). Smith played in his 100th career NFL game at Dal., catching seven passes for 81 yds. (11.6) with a long of 23 yds. He saw little playing time vs. Wash (11/18) because of a sprained ankle suffered the week before vs. S.D. (11/11), but caught three passes for 25 yds (8.3), including a 1-yd. touch-

2001 NFL RECEIVING LEADERS

MOST RECEPTIONS			MOST RECEIVING YARDS		
PLAYER	TEAM	REC.	PLAYER	TEAM	YDS.
1. Rod Smith	Denver	113	1. David Boston	Arizona	1,598
2. Jimmy Smith	Jacksonville	112	2. Marvin Harrison	Indianapolis	1,524
3. Marvin Harrison	Indianapolis	109	3. Terrell Owens	San Francisco	1,412
4. Keyshawn Johnson	Tampa Bay	106	4. Jimmy Smith	Jacksonville	1,373
5. Troy Brown	New England	101	5. Torry Holt	St. Louis	1,363
6. Marty Booker	Chicago	100	6. Rod Smith	Denver	1,343

MOST CATCHES IN FIRST EIGHT GAMES OF A SEASON, NFL HISTORY

PLAYER	TEAM	YEAR	CATCHES	TOTAL FOR SEASON
1. Rod Smith	Denver	2001	67	113
2. Cris Carter	Minnesota	1994	60	122
3. J.T. Smith	Phoenix	1989	60	62

down in the 2nd qtr. to raise his career total to 42, passing Riley Odoms for fifth place all-time in touchdown receptions by a Bronco. Smith continued his steady pace vs. S.D. (11/11), catching five passes for 74 yds. (14.8), with a long of 32. He left the game with a twisted ankle late in the 3rd qtr. and did not return. Smith was once again the go-to guy for the Broncos at Oak. (11/5) catching 10 passes for 91 yds. and two touchdowns to tie Riley Odoms for fifth on the Broncos' career receiving touchdowns list. His first came on a 2-yd. pass from Brian Griese in the 3rd qtr. and his second came on a 26-yd. toss from Gus Frerotte in the 4th. Smith also caught a two-point conversion from Griese. In the 2nd qtr. at Oak. (11/5), Smith caught his fourth pass of the night, the 416th of his career, moving him into third place on the franchise list, ahead of Vance Johnson (415). Smith posted his fourth 100-yd game of the season vs. N.E. (10/28), catching six passes for 159 yds. and one touchdown, which came on a season-best 65-yd. pass play. The 100-yd game was the 25th of Smith's career, giving him the franchise record, passing Lionel Taylor. He also passed Steve Watson (6,112) for third place on the Broncos' all-time list for receiving yards, finishing the day with 6,171. The 159-yd. effort was his second best of '01, fifth best of his career. Smith caught his 400th career pass in the 1st qtr. at S.D. (10/21)—an 8-yd. reception from Brian Griese—and topped the 6,000-yd. career receiving mark in the 4th qtr. on a 13-yd. reception from Griese. At Sea. (10/14) Smith claimed sole possession of sixth place on the Broncos all-time list for touchdown receptions, catching his 38th to break a tie with Vance Johnson. He also moved into fourth on the club's career receptions list in the Sea. contest, passing Riley Odoms (396). Smith posted his third 100-yd receiving game of the season vs. K.C. (10/7), catching eight passes for 110 yds. (13.8) and a touchdown. It marked the first time he had 100 yds. receiving in three of the season's first four games and was also his 24th career 100-yd game (regular season), tying him with Lionel Taylor for the franchise record. Smith led the team vs. Balt. (9/30), catching five passes for 83 yds. (16.6), with a long of 31 yds. to move into fourth on Denver's career receiving yds. list, passing Riley Odoms (5,755) and Vance Johnson (5,695). He continued to be the go-to guy in Wk. 2 at Ariz. (9/23), catching a franchise-record 14 passes for 162 yds. (11.6) with two touchdowns, one a fingertip grab in the back of the end zone and other his longest catch of the night, a 34-yarder. He broke the club record of 13 catches in a game, which he shared with three others. It was also his second straight 100-yd. game to open the season, the first time he has started the season in such a manner and only the second time a Bronco has done so (Mike Pritchard, 1994). Smith's second touchdown of the Arizona contest was the 36th of his career, tying Steve Watson for seventh place in Bronco annals. His 162 receiving yds. represent his third-best single-game total. Smith started the season opener against the Giants (9/10) and caught nine passes for 115 yds. with one touchdown. He also rushed twice for 24 yards. He finished the season ranked third on the Broncos' career receiving yds. list (6,756); third in career receptions (470) and tied for first in receiving touchdowns (44).

2000: Smith—voted to play in his first Pro Bowl; named second-team All-NFL by the Associated Press; named first-team All-Pro by *USA Today*, *College & Pro Newsweekly* and *Football Digest* and All-AFC by *Pro Football Weekly* and *Football News*—started at wide receiver in all 16 games and led the AFC in receiving yards (2nd NFL) while ranking third in the AFC (4th NFL) in receptions, with a career-high 100 catches for a franchise-record 1,602 yds. (16.0), an average of 100.1 yards per game. He also had eight receiving touchdowns with a long of 49 yds., and had one touchdown rushing (50 yds.) among his six carries for 99 yds. (16.5). Smith's 100 receptions tied for second most by a Bronco in a single season, trailing only teammate Ed McCaffrey's franchise-

NFL PLAYERS WITH BACK-TO-BACK 100-CATCH SEASONS

PLAYER	TEAM	NO. CONSECUTIVE 100-CATCH SEASONS	YEARS	RECEPTION TOTALS
1. Marvin Harrison	Indianapolis	3	1999-2001	115, 102, 100
Herman Moore	Detroit	3	1995-97	123, 106, 104
Jerry Rice	San Francisco	3	1994-96	112, 122, 108
4. Rod Smith	Denver	2	2000-01	101, 113
Cris Carter	Minnesota	2	1994-95	122, 122
Sterling Sharpe	Green Bay	2	1992-93	108, 112

DENVER BRONCOS CAREER RECEIVING LEADERS

MOST RECEPTIONS			MOST RECEIVING YARDS			MOST RECEIVING TOUCHDOWNS		
PLAYER	YEARS	REC.	PLAYER	YEARS	YDS.	PLAYER	YEARS	TDS
1. Shannon Sharpe	1990-99	552	1. Shannon Sharpe	1990-99	6,983	1. Rod Smith	1995-2001	44
2. Lionel Taylor	1960-65	543	2. Lionel Taylor	1960-65	6,872	Ed McCaffrey	1995-2001	44
3. Rod Smith	1995-2001	470	3. Rod Smith	1995-2001	6,756	Shannon Sharpe	1990-99	44
4. Vance Johnson	1985-93, '95	415	4. Steve Watson	1979-87	6,112	Lionel Taylor	1960-65	44
5. Riley Odoms	1972-83	396	5. Riley Odoms	1972-83	5,755	Haven Moses	1972-81	44
6. Ed McCaffrey	1995-2001	374	6. Vance Johnson	1985-93, '95	5,695	6. Riley Odoms	1972-81	41
7. Steve Watson	1979-87	353	7. Haven Moses	1972-81	5,450	7. Vance Johnson	1985-93, '95	37
8. Haven Moses	1972-81	302	8. Ed McCaffrey	1995-2001	5,102	8. Steve Watson	1979-87	36

record 101 this year and matching the previous standard held by Lionel Taylor (1961). It made him the 28th player in NFL history to reach 100 in a season, and made Smith and McCaffrey the second tandem in NFL history each catch 100 passes in a season (Detroit's Herman Moore-123 and Brett Perriman-108 did so in 1995). Meanwhile his 1,602 receiving yards tied for ninth most in a season in NFL history (with San Diego's Lance Alworth, 1965). Smith was named AFC Offensive Player of the Month for November when he caught 26 passes for 479 yds. (18.4) and one touchdown, and rushed three times for 78 yds. (26.0) and a score to help the Broncos to a 4-0 record. It was the first such honor of his career. Smith ranked third in the AFC (8th NFL) in yds.-per-catch avg.; tied for sixth in the AFC (T11th NFL) with eight receiving touchdowns; ranked fifth in the AFC (10th NFL) in total yards from scrimmage (1,701); led the NFL in receiving first downs (77) while ranking seventh (11th NFL) in total first downs (80); tied for eighth in the AFC (T12th NFL) in third-down receiving (22-408-18.5-LG49-3TD) and tied for the NFL lead in pass receptions of 20 yards or longer, with 28 (Torry Holt). Stretching back to the 1999 season Smith finished 2000 on a tear in his last 25 games, averaging 6.4 receptions for 93.1 yds. per game (160-2,328). Smith caught eight passes for 80 yds. in the finale vs. S.F. (12/23) to reach 100 catches for the season, becoming just the 28th player in NFL history to accomplish the feat in a single season. He also moved past Steve Watson (353) for sixth place on Denver's all-time receptions list (now 357). Smith claimed several more milestones at K.C. (12/17) with his club-record eighth 100-yd. receiving game of the season (6-101), breaking the previous standard of seven set by Taylor in 1960. It was also the 21st of his career, second most in franchise history (Lionel Taylor-24). He had another strong performance vs. Sea. (12/10) with 82 yds. on five receptions (16.4), and also rushed for a first down on a 5-yd. carry out of the backfield. In Denver's 38-31 win two weeks earlier at Sea. (11/26) Smith broke Steve Watson's franchise record for receiving yards in a season (1,244) by catching four passes for 82 yds. (20.5) to reach 1,314 yds. for the year, with four games remaining. He also had the best rushing day of his career at the Seahawks with three carries for 78 yds. (26.0), including a career-best 50-yd. run for a touchdown. Smith was key to the Broncos' 38-37 win over S.D. (11/19), hauling in a game-high 11 receptions for a career-high 187 yds. (17.0), the second highest total in club history. It was Smith's seventh 100-yd. receiving game of the season, tying the previous club record. Smith caught his eighth touchdown pass of the season in the S.D. game, a 26-yarder from Gus Frerotte to trigger a 21-point 4th-qtr. outburst that propelled Denver to the dramatic come-from-behind win. It was the 33rd receiving TD of his career, moving him into sole possession of eighth place on the Broncos' all-time list. Smith also went over the 5,000-yd. receiving mark for his career in the game. In the 10th game, vs. Oak. (11/13), Smith went over the 1,000-yd. mark for the season, his fourth straight 1,000-yd. campaign to extend his own franchise record. Additionally, his four career 1,000-yd. receiving seasons ties the franchise record held by Lionel Taylor (1960-61, '63, '65). A week earlier at the Jets (11/5) Smith tied a franchise record with his third straight 100-yd. receiving game (Taylor-1961, Mark Jackson-1988 and Anthony Miller-1994), catching five passes for a game-high 134 yds. In the contest he passed Mark Jackson (4,746) for seventh place on the club's all-time receiving yards list, and now has 5,413.

DENVER BRONCOS SINGLE SEASON RECEIVING LEADERS

MOST RECEPTIONS			MOST RECEIVING YARDS			MOST RECEIVING TOUCHDOWNS		
PLAYER	YEAR	REC.	PLAYER	YEAR	REC. YDS.	PLAYER	YEAR	REC. TDS
1. Rod Smith	2001	113	1. Rod Smith	2000	1,602	1. Anthony Miller	1995	14
2. Ed McCaffrey	2000	101	2. Rod Smith	2001	1,343	2. Steve Watson	1981	13
3. Rod Smith	2000	100	3. Ed McCaffrey	2000	1,317	3. Rod Smith	1997	12
Lionel Taylor	1961	100	4. Steve Watson	1981	1,244	Lionel Taylor	1960	12
5. Lionel Taylor	1960	92	5. Lionel Taylor	1960	1,235	5. Rod Smith	2001	11
6. Shannon Sharpe	1994	87	6. Rod Smith	1998	1,222	Al Denison	1967	11
7. Rod Smith	1998	86	7. Rod Smith	1997	1,180	7. Ed McCaffrey	1998	10

MOST 100-YARD RECEIVING GAMES IN A SEASON BY A BRONCO

PLAYER	100-YD. GAMES	SEASON
1. Rod Smith	8	2000
2. Lionel Taylor	7	1960
3. Rod Smith	6	1999
4. Rod Smith	5	2001

(four others tied with 5)

He eclipsed the 100-yd. receiving mark for the second straight week at Cin. (10/22) with 110 yds. and a touchdown on seven receptions. Additionally, his touchdown was the 32nd receiving score of his career, tying him with Al Denson for eighth in franchise history. It marked the second straight week both Smith and Ed McCaffrey topped the 100-yard receiving mark, just the second time in franchise history that feat has occurred, and the first since 1962. A week earlier vs. Cleve. (10/15) he caught a career high three touchdown passes, on a day in which he moved past Haven Moses (302) for seventh place on the Broncos' all-time career receptions list. Smith caught five passes for 111 yds. (22.2) vs. the Browns and rushed once for 8 yds. and recorded his seventh career multiple-touchdown game (1 with 3 TDs, 6 with 2). In Week 5 vs. New England (10/1) Smith tied the franchise record for receptions, hauling in 13 passes for 160 yds. (14.8) with a long of 27. In the game he also moved into eighth place on the Broncos' all-time receiving yards list, passing Rick Upchurch (4,369). Versus K.C. (9/24) Smith caught eight passes for a game-high 134 yds. (16.8) with a long of 25. At Oak. (9/17) he had seven catches for the second week in a row. He was sensational vs. Atlanta (9/10) with a game-high seven receptions for 117 yards (16.7) and two touchdowns—one from 11 yds. and one from 37. It was his 14th career 100-yard game and catapulted him over the 4,000-yard mark in career receiving. In the opener at St. Louis (9/4) Smith caught three passes for 88 yds. (29.3) with a long of 47 and one touchdown and rushed once for 8 yds. Smith's touchdown came on a 25-yd. pass from Brian Griese in the 2nd qtr. to put Denver ahead 17-14. Smith started in the AFC Wild Card Game at Balt. (12/31) and caught three passes for 58 yds. (19.3) with a long of 24. He also rushed twice for three yds. (1.5) with a long of 7.

1999: Smith started 15 games and led the team with 79 receptions for 1,020 yds. (12.9) and four touchdowns with a long of 71. He ranked fifth in the AFC in receptions and ninth in receiving yards, and was magnificent over the final nine games, catching 60 passes for 726 yds., an average of 6.7 and 80.7 per game. By finishing with 1,020 yards, Smith became the first player in franchise history to post three consecutive seasons with 1,000 or more receiving yards, and together with Ed McCaffrey (1,018) made it two straight seasons with two receivers topping 1,000, and the fourth time overall in franchise history. Smith missed the Kansas City game (9/19) due to a groin injury suffered late in the 1st half of the opener vs. Miami (9/13). His first two catches of the season came in Week 3 at Tampa Bay (9/26), and he added three more for a season-high 90 yds. vs. the Jets (10/3). Smith's total vs. the Jets included a 71-yd. reception from Brian Griese in the 1st qtr. He topped all receivers at Oakland (10/10) with 79 yds. on seven receptions (11.3), including his first touchdown of the season, on a 3-yd. toss from Griese just before halftime, despite being hampered by a sore groin. Smith posted his highest yardage total of the season vs. Minnesota (10/31) with seven catches for 117 yards — his 10th career 100-yd. game and first of the year. He led all receivers the following week at San Diego (11/7) with five catches for 70 yds. (14.0), and was the leader again in terms of receptions a week later at Seattle (11/14) with seven for 63 yds. (9.0). Smith posted a then-season-high eight catches in recording his second 100-yd. performance of the season (106) vs. K.C. (12/5). His third touchdown of the season came from Griese at Jacksonville (12/13), and gave Denver a 7-0 1st-qtr. lead. He led all receivers with 6 catches for 92 yds. (15.3)

SMITH AND McCAFFREY RANK AMONG TOP DUOS OF ALL-TIME

TOP RECEIVING DUOS IN THE NFL, 2000

PLAYERS	TEAM	REC.	YARDS	TD
1. Rod Smith/Ed McCaffrey	Denver	201	2,920	17
2. Keenan McCardell/Jimmy Smith	Jacksonville	185	2,420	13
3. Cris Carter/Randy Moss	Minnesota	173	2,711	24

TOP SINGLE-SEASON RECEIVING DUOS, NFL HISTORY

PLAYERS	TEAM	YEAR	YARDS
1. Herman Moore/Brett Perriman	Detroit	1995	3,174
2. Isaac Bruce/Torry Holt	St. Louis	2000	3,106
3. Charley Hennigan/Bill Groman	Houston	1961	2,921
4. Rod Smith/Ed McCaffrey	Denver	2000	2,919

MOST RECEPTIONS OF 20 YARDS OR MORE, 2000 SEASON

PLAYER	TEAM	REC. OF 20 YDS. OR MORE	LONGEST RECEPTION
1. Rod Smith	Denver	28	49
Torry Holt	St. Louis	28	85t
3. Randy Moss	Minnesota	25	66
4. Isaac Bruce	St. Louis	24	78t
5. Eric Moulds	Buffalo	23	52

for the game. Smith caught his fourth touchdown of the season vs. Seattle (12/19) on a 14-yd. pass from Griese to move into sole possession of ninth place on Denver's career receiving-touchdown list. He was outstanding in the season-finale vs. S.D. (1/2), tying his career high with nine receptions for a game-high 106 yards (11.8), pushing him over the 1,000-yard receiving mark for a franchise-record third consecutive season. It was Smith's third 100-yard game of the season, and the 12th of his career. Smith was recognized by his teammates for his toughness and dedication by being chosen as the team's nominee for the Ed Block Memorial Award for Courage.

1998: Smith—named second-team All-NFL by *College & Pro Football Newsweekly*—started at wide receiver in all 16 games and continued to establish himself as one of the league's most productive receivers with a team-leading 86 receptions (fourth-best in club history) for 1,222 yds. (third-best in club history) for a 14.2-yard average and six touchdowns, including a long of 58 (vs. K.C., 12/6). He also gained 63 yards rushing on six reverses (1-37 at Wash., 9/27; 1-9 vs. Phila., 10/4; 1-8 vs. Jax., 10/25; 1-7 at K.C., 11/16; 1-12 at S.D., 11/29 and 1-(-10) at Miami, 12/21) to give him 1,285 total yards from scrimmage, and threw one pass, a 14-yd. completion to John Elway (vs. Oak., 11/22). Smith tied for second in the AFC (T3rd NFL) in receptions and ranked second in the AFC (4th NFL) in receiving yards, while also tying for fifth in the AFC (T8th NFL) in third-down receptions (24-352) and ranking eighth (14th NFL) in first downs earned (63). With 1,222 receiving yards this season, on the heels of his 1,180-yd. campaign in 1997, Smith became just the fifth player in franchise history to post 1,000 or more receiving yards in back-to-back seasons (Lionel Taylor, 1960-61; Steve Watson, 1983-84; Anthony Miller, 1994-95 and Shannon Sharpe, 1996-97), and with Ed McCaffrey (1,053) gave Denver two 1,000-yd. receivers in the same season for just the third time in franchise history (1994, '97). He tied his then-career high for receptions vs. Philadelphia (10/4) with 7 for a then-season-high 95 yds. (13.6) and his first two touchdowns of the season. The first score came on an 8-yd. toss from Bubby Brister in the 1st qtr. and a 31-yarder in the 3rd. A week later at Seattle (10/11) Smith shattered his previous career bests with a game-high eight receptions for 136 yards (17.0) and a touchdown, on a season-best 50-yd. reception from John Elway in the first quarter. He posted six catches for 95 yds. (15.8) and a touchdown (28 yds., 4th qtr.) vs. Oakland (11/22), but made the day even more memorable by throwing a pass back to Elway for a 14-yd. completion after taking the ball on a reverse. It was Smith's first career pass completion in the NFL, though he was a part-time quarterback in college. Smith would later haul in a 28-yd. TD pass from Elway in the 4th qtr. to increase Denver's lead to 26-14. At San Diego (11/29), Smith tied his then-career high with 8 receptions and posted his eighth career 100-yd. game (101), while adding a TD on a 13-yd. pass from John Elway in the 2nd qtr. He would post back-to-back 100-yd. games for the first time in his career by virtue of his career-high-tying eight receptions for a career-high 165 yds. (20.6) the next week vs. Kansas City (12/6), which included his longest catch of the season (58 yds. from Elway). It was Smith's ninth career 100-yd. game and his third in '98, as he joined Ed McCaffrey (103 yds.) to give Denver two 100-yd. receivers in the same game for the first time since Nov. 20, 1994 vs. Atlanta (Cedric Tillman — 175, Anthony Miller — 102). He closed the regular season on a high note vs. Seattle (12/27), catching a career-high nine passes for 158 yards (17.6) and a touchdown with a long of 36. His touchdown came on a 33-yd. pass from Elway in the 2nd qtr. to tie the score at 7-7. Smith started at wide receiver in all three postseason games and was the Broncos' leading receiver with 12 receptions for 260 yds. (21.7) and two touchdowns, including an 80-yard score in Super Bowl

DENVER BRONCOS ALL-TIME POSTSEASON RECEIVING LEADERS

MOST RECEPTIONS			MOST RECEIVING YARDS			MOST RECEIVING TOUCHDOWNS		
PLAYER	GMS.	REC.	PLAYER	GMS.	REC. YDS.	PLAYER	GMS.	REC. TDS
1. Shannon Sharpe	11	42	1. Vance Johnson	10	715	1. Vance Johnson	10	4
2. Vance Johnson	10	40	2. Rod Smith	9	538	2. Rod Smith	9	3
3. Ed McCaffrey	9	36	3. Ed McCaffrey	9	490	3. Ed McCaffrey	9	2
4. Steve Sewell	11	31	4. Shannon Sharpe	11	474	4. Shannon Sharpe	11	2
5. Rod Smith	9	27	5. Mark Jackson	10	426	(five other players tied with 2)		

LONGEST TOUCHDOWN CONNECTIONS IN SUPER BOWL HISTORY

Yds.	QUARTERBACK-RECEIVER	TEAM	OPPONENT	SUPER BOWL	DATE
81	Brett Favre-Antonio Freeman	Green Bay	New England	XXXI	Jan. 26, 1997
80	John Elway-Rod Smith	Denver	Atlanta	XXXIII	Jan. 31, 1999
80	Doug Williams-Ricky Sanders	Washington	Denver	XXII	Jan. 31, 1988
80	Jim Plunkett-Kenny King	Oakland	Philadelphia	XV	Jan. 25, 1981

XXXIII vs. Atlanta (1/31). His previous postseason long accounted for his other touchdown, on a 28-yd. strike from John Elway in the AFC Divisional Playoff Game vs. Miami (1/9). In that contest he caught four passes for a team-high 71 yards, including the 28-yd. touchdown reception from Elway early in the 4th qtr. Smith added three more receptions for 37 yds. (12.3) with a long of 15 in the AFC Championship Game vs. the Jets (1/17). But he saved his best for last with a five receptions for a game-high 152 yards in the Super Bowl, including the 80-yd. scoring reception from Elway in the 2nd qtr. to give Denver a 17-3 lead. It tied for the second-longest play from scrimmage in Super Bowl history and the longest pass play in Broncos postseason history, and was the longest in the club's Super Bowl history. Additionally, Smith's yardage total was the fourth-highest in a Super Bowl game, and moved him into second place (from seventh) on the Broncos' postseason career list (480).

1997: Smith started all 16 games at wide receiver and finished second on the team in receptions with 70 for a team-leading 1,180 yards (16.9) with a long of 78 yards and 12 touchdowns in his first year as a full-time starter. The yardage and touchdown totals both represented the third-highest single-season totals in franchise history at the time. He also carried the ball five times on reverses for a net total of 16 yards rushing (3.2), with a long of 21 (at San Diego, 11/30). Smith's 16.9 yards per catch average ranked third in the NFL, and he also ranked fourth in the AFC (T8th NFL) in receiving yardage, tied for 10th (T18th NFL) in receptions, tied for first in the AFC (T2nd NFL) in receiving touchdowns, tied for third (T5th NFL) in total touchdowns and points scored by a non-kicker (T6th NFL), and 11th in total yards from scrimmage (1,143). Smith posted six 100-yard receiving performances in 1997, the second-highest total in franchise history behind Lionel Taylor's seven in 1960. He posted back-to-back two-touchdown games in Weeks Four and Five, and added two more multi-TD games (at Pittsburgh, 12/7 and vs. San Diego, 12/21). Smith posted nine receptions of 30 yards or longer during the regular season (30, 37t, 40, 41, 43, 47, 59t, 72t and 78), plus two more in postseason play (43t and 40). His 72- and 78-yard receptions represent the two longest completions by Elway to the same receiver in a single season. Smith also returned one punt for 12 yards against St. Louis (9/14). It all began on opening day for Smith vs. Kansas City (8/31) when he set then-career highs with five receptions for 122 yards to lead both teams. His total included a career-best 78-yard reception from John Elway late in the second quarter to set up a Denver field goal. It was the third-longest non-scoring reception in Broncos history. Versus St. Louis (9/14), he caught four passes for 126 yards and two scores (from 72 and 38 yards out) in Denver's 35-14 victory. Smith set a career high for receptions (7) in Week Four vs. Cincinnati (9/21)—a feat he would match at Kansas City on 11/16—on 82 receiving yards in Denver's 38-20 victory. He also caught two touchdowns in the game from 1 and 8 yards out for his second straight two-TD game. Smith posted a new career high with 130 yards on five receptions in the Broncos' 34-13 Monday Night win over New England in Week Six (10/6). He registered his first NFL rushing attempt at Oakland (10/19), gaining 14 yards on a reverse, to go along with five passes for 58 yards (11.6). His next 100-yard game came vs. Seattle (11/2) when he caught five passes for 114 yards (22.8), including a 59-yard touchdown reception from Elway in the third quarter to put Denver ahead 27-20. It was Smith's fourth 100-yard game of '97, the most by a Bronco since Anthony Miller had five in 1994. Smith also carried once on a reverse and gained three yards. The next Sunday vs. Carolina (11/9), Smith caught four passes for 40 yards (10.0), including his sixth touchdown of the season on a 20-yard pass from John Elway in the third quarter of Denver's 34-0 romp. At Kansas City (11/16), he tied his career high with a game-high seven receptions for 114 yards, including a long of 43, to notch his fifth 100-yard game of the season, tied for second-most in franchise history. His 43-yarder in the first quarter will likely be remembered as one of the most outstanding the league has seen in recent years, as Smith showed remarkable concentration while drawing a pass interference call and nearly being tripped as the ball neared his hands. Smith's seventh touchdown (15 yds.) came vs. Oakland (11/24) on Monday Night Football, and he added his eighth the following week at San Diego (11/30) on a 5-yard reception from Elway, in addition to a career-best 21-yard rushing gain on a reverse. Smith came up big at Pittsburgh (12/7), catching four passes for 115 yards with a long of 41 and two touchdowns, his

third two-touchdown game of the season. His scores came on a 37-yard pass play from Elway in the first quarter and a 25-yard play from Elway in the second, as he eclipsed the 1,000-yard receiving mark for the season. He closed the regular season on a high note vs. San Diego (12/21) with his fourth two-TD game, catching four passes for 53 yards and scoring on tosses of 11 and 15 yards from Elway. In the postseason Smith started all four games at wide receiver and caught 11 passes for a team-leading 205 yards (18.6) with a long of 43 yards, which accounted for his only postseason touchdown. The play came in the first quarter of Denver's Wild Card win over Jacksonville (12/27/97) and gave the Broncos a 14-0 lead. He would catch three passes for 99 yards and one TD on the day. All three receptions came in the first half, and came on third down, including a later 40-yard reception on 3rd-and-6 from the Broncos' 12-yard line. That kept the drive alive, as Denver went on to score for a 21-0 lead. His and Ed McCaffrey's blocking from the wide receiver position helped turn reasonable gains on the ground into long ones as Denver racked up 310 yards rushing in the contest, a franchise postseason record and the fifth-most ever in a playoff game. In Denver's 14-10 AFC Divisional Playoff win at Kansas City (1/4/98), he caught two passes for 19 yards. His longest reception, of 17 yards, came on a 3rd-and-7 play late in the second quarter and spotted the Broncos at the Chiefs' 4-yard line, from which they would punch it in to produce their first touchdown of the day and take a 7-0 lead. In Denver's 24-21 AFC Championship Game victory at Pittsburgh (1/11/98), he caught a career playoff-high six passes for 87 yards to lead all Broncos receivers. His longest catch covered 20 yards. Smith started at wideout in Super Bowl XXXII vs. Green Bay (1/25/98), but he did not catch a pass, only recording a fair catch on a punt in the ballgame.

1996: Smith handled the role of No. 3 receiver for much of the season and caught 16 passes for 237 yards (14.8) and two touchdowns, returned 23 punts for 283 yards (12.3) with a long of 36 and posted one special teams tackle after beginning his season late (vs. Baltimore, 10/20) because of injury. Smith's 12.3-yard punt return average was second-best in the AFC and fourth in the NFL. His first touchdown of the year was the game-winner in Game 9 at Oakland, as he hauled in a 49-yard John Elway pass with 4:14 remaining to give the Broncos a 22-21 win on Monday Night Football. On the night he finished with a career-high four receptions for 72 yards. It was the second time in his two seasons that Smith had caught a game-winning pass, following the dramatic final-play 43-yard touchdown grab from Elway to push the Broncos over the Redskins 38-31 (9/17/95) during his rookie season. His other '96 touchdown came against Oakland in Denver's 24-19 victory Dec. 15. Smith was inactive for the first six games of the season while recovering from a broken collarbone suffered in the preseason at Dallas (8/17). He saw his first action of the regular season vs. Baltimore (10/20), catching one pass for 35 yards and returning a kickoff for 29 yards. Smith regained his No. 1 punt returner job prior to the Kansas City game (10/27), in which he fielded seven punts for 99 yards, including a 36-yarder in the first quarter. He also caught two passes for 22 yards against the Chiefs. Smith began throwing and catching again during the week of the Tampa Bay game (9/15). Prior to his injury, Smith was pushing Ed McCaffrey in competition for a starting wide receiver spot, and was the No. 1 punt returner. In Denver's AFC Divisional Playoff Game vs. Jacksonville, Smith caught one pass for 15 yards, returned two punts for 12 and made two special teams stops.

1995: Smith was used in all 16 games both at wide receiver and on special teams, where he recorded six tackles and forced a fumble. On the season he had six catches for 152 yards (25.3) with a long of 43, and returned four kickoffs for 54 yards (13.5) with a long of 17. Smith's spectacular game-ending 43-yard touchdown reception from John Elway in Week Three gave the Broncos a 38-31 win over Washington (9/17), and was the first of his NFL career. Smith out-jumped and out-dued Redskins All-Pro Darrell Green for the ball before landing just inside the end zone as time expired. He recorded his first career kickoff return, for 16 yards, at New England (10/8), and forced a fumble on special teams coverage vs. San Diego (11/19). Smith had his best all-around performance in the season-finale at Oakland (12/24), starting at wide receiver as the Broncos opened in a four-wide receiver set. He caught two passes for 56 yards, including a 26-yarder in the fourth quarter on a third-and-10 play, helping the Broncos continue their game-tying drive, en route to a 31-28 come-from-behind victory.

1994: Smith spent the season as a member of the Broncos' practice squad, showing steady improvement each week, after being signed as a rookie free agent.

COLLEGE: Smith enjoyed a stellar career at Missouri Southern, finishing with league records in career receiving yards (3,043) and touchdowns (34). He also broke the school's reception record (153), and was named first-team All-America by AP, Kodak, *Football Gazette* and NCAA Div. II sports information directors after his senior year. In his final season, Smith caught 63 passes for

986 yards and 13 touchdowns, and was a finalist for the Harlon Hill Award, given annually to the top football player at the Division II level. He was named Missouri Southern's Outstanding Graduate in 1994, after completing his collegiate studies with three degrees, in economics and finance, general business, as well as marketing and management.

PERSONAL: Smith was all-league, all-area, all-state and an Arkansas all-state game choice as a senior at Texarkana High School in Texarkana, Ark. He lettered twice in football and basketball and once in baseball. Smith has two sons, Devin and Roderick, Jr., and a daughter, Vanessa. He was born May 15, 1970 in Texarkana, Ark. Rod makes his home in Parker, Colo.

SMITH'S REGULAR SEASON RECORD

Year	Club	RECEIVING							PUNT RETURNS					KICKOFF RETURNS					
		G	S	No.	Yds.	Avg.	LG	TD	No.	FC	Yds.	Avg.	LG	TD	No.	Yds.	Avg.	LG	TD
1994	Denver	PRACTICE SQUAD																	
1995	Denver	16	1	6	152	25.3	43t	1	0	1	0	0.0	—	0	4	54	13.5	17	0
1996	Denver	10	1	16	237	14.8	49t	2	23	15	283	12.3	36	0	1	29	29.0	29	0
1997	Denver	16	16	70	1,180	16.9	78	12	1	0	12	12.0	12	0	0	0	0.0	—	0
1998	Denver	16	16	86	1,222	14.2	58	6	0	0	0	0.0	—	0	0	0	0.0	—	0
1999	Denver	15	15	79	1,020	12.9	71	4	0	0	0	0.0	—	0	1	10	10.0	10	0
2000	Denver	16	16	100	1,602	16.0	49	8	0	0	0	0.0	—	0	0	0	0.0	—	0
2001	Denver	15	14	113	1,343	11.9	65t	11	0	0	0	0.0	—	0	0	0	0.0	—	0
CAREER TOTAL		104	79	470	6,756	14.4	78	44	24	16	295	12.3	36	0	6	93	15.5	29	0

Year	Club	RUSHING					SCORING						
		No.	Yds.	Avg.	LG	TD	TD	TDr	TDP	TDrT	2pt	Pts.	
1995	Denver	0	0	0.0	—	0	1	0	1	0	0	0	6
1996	Denver	0	0	0.0	—	0	2	0	2	0	0	12	
1997	Denver	5	16	3.2	21	0	12	0	12	0	0	72	
1998	Denver	6	63	10.5	37	0	7	0	6	1	0	42	
1999	Denver	0	0	0.0	—	0	4	0	4	0	0	24	
2000	Denver	6	99	16.5	50t	1	9	1	8	0	0	54	
		3	27	9.0	17	0	11	0	11	0	1	68	
CAREER TOTAL		20	205	10.3	50t	1	46	1	44	1	1	278	

ADDITIONAL STATISTICS: Special teams tackles — 1995 (6), 1996 (1), TOTAL (7). Smith attempted one pass in 1998, a 14-yard completion to John Elway (vs. Oakland, 11/22/98), for a passer rating of 118.8. Recovered a fumble in the end zone for a touchdown, 1998 (at Miami, 12/21/98).

SMITH'S POSTSEASON RECORD

Year	Club	RECEIVING							PUNT RETURNS					SCORING						
		G	S	No.	Yds.	Avg.	LG	TD	No.	FC	Yds.	Avg.	LG	TD	TD	TDr	TDP	TDrT	2pt	Pts.
1996	Denver	1	0	1	15	15.0	15	0	2	0	12	6.0	6	0	0	0	0	0	0	0
1997	Denver	4	4	11	205	18.6	43t	1	0	1	0	0.0	—	0	1	0	1	0	0	6
1998	Denver	3	3	12	260	21.7	80t	2	0	0	0	0.0	—	0	2	0	2	0	0	12
2000	Denver	1	1	3	58	19.3	24	0	0	0	0	0.0	—	0	0	0	0	0	0	0
CAREER TOTAL		9	8	27	538	19.9	80t	3	2	1	12	6.0	6	0	3	0	3	0	0	18

ADDITIONAL STATISTICS: Special teams tackles — 1996 (2). Rushed once for 1 yard (vs. Atlanta, 1/31/99), 1998. Rushed twice for 3 yards (1.5) with a long of 7 (at Baltimore, 12/31), 2000. TOTAL: 3-4 (1.3), with a long of 7.

SMITH'S SINGLE-GAME HIGHS

(Postseason in parenthesis)

Most receptions — 14* at Arizona, 9/23/01 (6 at Pittsburgh, 1/11/98). **Most receiving yards** — 187 vs. San Diego, 11/19/00 (152 vs. Atlanta, 1/31/99). **Longest reception** — 78 yds. vs. Kansas City, 8/31/97 (80t vs. Atlanta, 1/31/99). **Most receiving touchdowns** — 3 vs. Cleveland, 10/15/00 (1 three times, most recently vs. Atlanta, 1/31/99). **Most rushes** — 3 at Seattle, 11/26/00 (2 at Baltimore, 12/31/00). **Most rushing yards** — 78 at Seattle, 11/26/00 (3 at Baltimore, 12/31/00). **Longest rush** — 50, TD, at Seattle, 11/26/00 (7 at Baltimore, 12/31/00). **Most rushing touchdowns** — 1 at Seattle, 11/26/00 (none). **Most punt returns** — 7 vs. Kansas City, 10/27/96 (2 vs. Jacksonville, 1/4/97). **Most punt return yards** — 99 vs. Kansas City, 10/27/96 (12 vs. Jacksonville, 1/4/97). **Longest punt return** — 36 vs. Kansas City, 10/27/96 (6 vs. Jacksonville, 1/4/97). **Most kickoff returns** — 4 vs. Jacksonville, 12/3/95. **Most kickoff return yards** — 54 vs. Jacksonville, 12/3/95. **Longest kickoff return** — 29 vs. Baltimore, 10/20/96.

*indicates franchise record

SMITH'S REGULAR SEASON TOP FIVE

RECEIVING YARDS		RECEPTIONS	
187	— vs. San Diego, 11/19/00 (11 rec., TD)	14	— at Arizona, 9/23/01 (162 yds., 2 TD)
165	— vs. Kansas City, 12/6/98 (8 rec.)	13	— vs. New England, 10/1/00 (160 yds.)
162	— at Arizona, 9/23/01 (14 rec., 2 TD)	11	— vs. San Diego, 11/19/00 (187 yds., 2 TD)
160	— vs. New England, 10/1/00 (13 rec.)	10	— at Oakland, 11/5/01 (91 yds., 2 TD)
159	— vs. New England, 10/28/01 (6 rec., TD)	9	— at San Diego, 10/21/01 (86 yds.)
		9	— vs. New York Giants, 9/10/01 (115 yds., TD)
		9	— vs. San Diego, 1/2/00 (106 yds.)
		9	— vs. Seattle, 12/27/98 (158 yds., TD)

TOUCHDOWNS		LONGEST RECEPTIONS	
3	— vs. Cleveland, 10/15/00 (5 rec., 111 yds.)	78	— vs. Kansas City, 8/31/97 (5-122)
2	— at Oakland, 11/5/01 (10 rec., 91 yds.)	72t	— vs. St. Louis, 9/14/97 (4-126, 2TD)
2	— at Arizona, 9/23/01 (14 rec., 162 yds.)	71	— vs. N.Y. Jets, 10/3/99 (3-90)
2	— vs. Atlanta, 9/10/00 (7 rec., 117 yds.)	65t	— vs. New England, 10/28/01 (6-159, TD)
2	— vs. Philadelphia, 10/4/98 (7rec., 95 yds.)	59t	— vs. Seattle, 11/2/97 (5-114, TD)
2	— vs. San Diego, 12/21/97 (4 rec., 53 yds.)		
2	— at Pittsburgh, 12/7/97 (4 rec., 115 yds.)		
2	— vs. Cincinnati, 9/21/97 (7 rec., 82 yds.)		
2	— vs. St. Louis, 9/14/97 (4 rec., 126 yds.)		

SMITH'S POSTSEASON TOP THREE

RECEIVING YARDS		RECEPTIONS	
152	— vs. Atlanta, 1/31/99 (5 rec., TD)	6	— at Pittsburgh, 1/11/98 (87 yds.)
99	— vs. Jacksonville, 12/27/97 (3 rec., TD)	5	— vs. Atlanta, 1/31/99 (152 yds., TD)
87	— at Pittsburgh, 1/11/98 (6 rec.)	4	— vs. Miami, 1/9/99 (71 yds., TD)

TOUCHDOWNS		LONGEST RECEPTIONS	
1	— vs. Atlanta, 1/31/99 (5 rec., 152 yds.)	80t	— vs. Atlanta, 1/31/99 (5-152, TD)
1	— vs. Miami, 1/9/99 (4 rec., 71 yds.)	43t	— vs. Jacksonville, 12/27/97 (3-99, TD)
1	— vs. Jacksonville, 12/27/97 (3 rec., 99 yds.)	41	— vs. Atlanta, 1/31/99 (5-152, TD)

ROD SMITH CAREER GAME-BY-GAME

(Denver victories asterisked)

1994		RECEIVING							SCORING	
Date	Opponent	P/S	No.	Yds.	Avg.	LG	TD	2pt.	Pts.	
PRACTICE SQUAD										
1995		RECEIVING							SCORING	
Date	Opponent	P/S	No.	Yds.	Avg.	LG	TD	2pt.	Pts.	
Sep 3	vs. Buffalo*	P	0	0	0.0	0	0	0	0	
Sep 10	at Dallas	P	0	0	0.0	0	0	0	0	
Sep 17	vs. Washington*	P	1	43	43.0	43t	1	0	6	
Sep 24	at San Diego	P	0	0	0.0	0	0	0	0	
Oct 1	at Seattle	P	0	0	0.0	0	0	0	0	
Oct 8	at New England*	P	0	0	0.0	0	0	0	0	
Oct 16	vs. Oakland*	P	0	0	0.0	0	0	0	0	
Oct 22	vs. Kansas City	P	0	0	0.0	0	0	0	0	
Nov 5	vs. Arizona*	P	0	0	0.0	0	0	0	0	
Nov 12	at Philadelphia	P	0	0	0.0	0	0	0	0	
Nov 19	vs. San Diego*	P	0	0	0.0	0	0	0	0	
Nov 26	at Houston	P	1	24	24.0	24	0	0	0	
Dec 3	vs. Jacksonville	P	0	0	0.0	0	0	0	0	
Dec 10	vs. Seattle	P	1	19	19.0	19	0	0	0	
Dec 17	at Kansas City	P	1	10	10.0	10	0	0	0	
Dec 24	at Oakland*	S	2	56	28.0	30	0	0	0	
1995 Regular Season Totals		16/1	6	152	25.3	43t	1	0	6	
1996		RECEIVING							SCORING	
Date	Opponent	P/S	No.	Yds.	Avg.	LG	TD	2pt.	Pts.	
Sep 1	vs. NY Jets*		INACTIVE — COLLARBONE							
Sep 8	at Seattle*		INACTIVE — COLLARBONE							
Sep 15	vs. Tampa Bay*		INACTIVE — COLLARBONE							
Sep 22	at Kansas City		INACTIVE — COLLARBONE							
Sep 29	at Cincinnati*		INACTIVE — COLLARBONE							
Oct 6	vs. San Diego*		INACTIVE — COLLARBONE							
Oct 20	vs. Baltimore*	P	1	35	35.0	35	0	0	0	
Oct 27	vs. Kansas City*	P	2	22	11.0	12	0	0	0	
Nov 4	at Oakland*	P	4	72	18.0	49t	1	0	6	
Nov 10	vs. Chicago*	S	1	14	14.0	14	0	0	0	
Nov 17	at New England*	P	0	0	0.0	0	0	0	0	
Nov 24	at Minnesota*	P	0	0	0.0	0	0	0	0	
Dec 1	vs. Seattle*	P	1	13	13.0	13	0	0	0	
Dec 8	at Green Bay	P	1	6	6.0	6	0	0	0	
Dec 15	vs. Oakland*	P	2	44	22.0	24	1	0	6	
Dec 22	at San Diego	P	4	31	7.8	11	0	0	0	
1996 Regular Season Totals		10/1	16	237	14.8	49t	2	0	12	
Jan 4	vs. Jacksonville†	P	1	15	15.0	15	0	0	0	
1996 Postseason Totals		1/0	1	15	15.0	15	0	0	0	

†AFC Divisional Playoff

1997		RECEIVING					SCORING			
Date	Opponent	P/S	No.	Yds.	Avg.	LG	TD	2pt.	Pts.	
Aug 31	vs. Kansas City*	S	5	122	24.4	78	0	0	0	
Sep 7	at Seattle*	S	2	9	4.5	10	0	0	0	
Sep 14	vs. St. Louis*	S	4	126	31.5	72t	2	0	12	
Sep 21	at Cincinnati*	S	7	82	11.7	26	2	0	12	
Sep 28	at Atlanta*	S	3	28	9.3	11	0	0	0	
Oct 6	vs. New England*	S	5	130	26.0	47	0	0	0	
Oct 19	at Oakland	S	5	58	11.6	26	0	0	0	
Oct 26	at Buffalo*	S	3	35	11.6	15	0	0	0	
Nov 2	vs. Seattle*	S	5	114	22.8	59t	1	0	6	
Nov 9	vs. Carolina*	S	4	40	10.0	20t	1	0	6	
Nov 16	at Kansas City	S	7	114	16.3	43	0	0	0	
Nov 24	vs. Oakland*	S	3	41	13.7	19	1	0	6	
Nov 30	at San Diego*	S	4	40	10.0	14	1	0	6	
Dec 7	at Pittsburgh	S	4	115	28.8	41	2	0	12	
Dec 15	at San Francisco	S	5	73	14.6	26	0	0	0	
Dec 21	vs. San Diego*	S	4	53	13.3	15t	2	0	12	
1997 Regular Season Totals			16/16	70	1,180	16.9	78	12	0	72
Dec 27	Jacksonville*Δ	S	3	99	33.0	43t	1	0	6	
Jan 4	at Kansas City†	S	2	19	9.5	17	0	0	0	
Jan 11	at Pittsburgh*§	S	6	87	14.5	20	0	0	0	
Jan 25	Green Bay*Ω	S	0	0	0.0	0	0	0	0	
1997 Postseason Totals			4/4	11	205	18.6	43t	1	0	6

ΔAFC Wild Card Playoff, †AFC Divisional Playoff, §AFC Championship Game, ΩSuper Bowl XXXII

1998		RECEIVING					SCORING			
Date	Opponent	P/S	No.	Yds.	Avg.	LG	TD	2pt.	Pts.	
Sep 7	New England*	S	6	57	9.5	18	0	0	0	
Sep 13	Dallas*	S	4	76	19.0	38	0	0	0	
Sep 20	at Oakland*	S	4	67	16.8	36	0	0	0	
Sep 27	at Washington*	S	2	13	6.5	7	0	0	0	
Oct 4	Philadelphia*	S	7	95	13.6	31t	2	0	12	
Oct 11	at Seattle*	S	8	136	17.0	50t	1	0	6	
Oct 25	Jacksonville*	S	6	51	8.5	11	0	0	0	
Nov 1	at Cincinnati*	S	1	17	17.0	17	0	0	0	
Nov 8	San Diego*	S	5	36	7.2	12	0	0	0	
Nov 16	at Kansas City*	S	5	50	10.0	20	0	0	0	
Nov 22	Oakland*	S	6	95	15.8	28t	1	0	6	
Nov 29	at San Diego*	S	8	101	12.6	21	1	0	6	
Dec 6	Kansas City*	S	8	165	20.6	58	0	0	0	
Dec 13	at N.Y. Giants	S	4	51	12.8	17	0	0	0	
Dec 21	at Miami	S	3	54	18.0	35	0	0	6 (scored a TD on a fum. rec.)	
Dec 27	Seattle*	S	9	158	17.6	36	1	0	6	
1998 Regular Season Totals			16/16	86	1,222	14.2	58	6	0	42 (includes 1 TD on a fum. rec.)
Jan 9	Miami†	S	4	71	17.8	28t	1	0	6	
Jan 17	N.Y. Jets*§	S	3	37	12.3	15	0	0	0	
Jan 31	Atlanta*Ω	S	5	152	30.4	80t	1	0	6	
1998 Postseason Totals			3/3	12	260	21.7	80t	2	0	12

†AFC Divisional Playoff, §AFC Championship Game, ΩSuper Bowl XXXIII

1999		RECEIVING					SCORING			
Date	Opponent	P/S	No.	Yds.	Avg.	LG	TD	2pt.	Pts.	
Sep 13	Miami	S	0	0	0.0	0	0	0	0	
Sep 19	at Kansas City	S		INACTIVE — GROIN						
Sep 26	at Tampa Bay	S	2	24	12.0	16	0	0	0	
Oct 3	N.Y. Jets	S	3	90	30.0	71	0	0	0	
Oct 10	at Oakland*	S	7	79	11.3	33	1	0	6	
Oct 17	Green Bay*	S	4	57	14.3	17	0	0	0	
Oct 24	at New England	S	3	44	14.7	28t	1	0	6	
Oct 31	Minnesota	S	7	117	16.7	30	0	0	0	
Nov 7	at San Diego*	S	5	70	14.0	19	0	0	0	
Nov 14	at Seattle	S	7	63	9.0	14	0	0	0	
Nov 22	at Oakland*	S	7	66	9.4	13	0	0	0	
Dec 5	Kansas City	S	8	106	13.3	34	0	0	0	
Dec 13	at Jacksonville	S	6	92	15.3	28	1	0	6	
Dec 19	Seattle*	S	7	82	11.7	21	1	0	6	
Dec 25	at Detroit*	S	4	24	6.0	9	0	0	0	
Jan 2	San Diego	S	9	106	11.8	20	0	0	0	
1999 Regular Season Totals			15/15	79	1,020	12.9	71	4	0	24

2000		RECEIVING					SCORING			
Date	Opponent	P/S	No.	Yds.	Avg.	LG	TD	2pt.	Pts.	
Sep 4	at St. Louis	S	3	88	29.3	47	1	0	6	
Sep 10	vs. Atlanta*	S	7	117	16.7	37t	2	0	12	
Sep 17	at Oakland*	S	7	63	9.0	11	0	0	0	
Sep 24	vs. Kansas City	S	8	134	16.8	25	0	0	0	
Oct 1	vs. New England	S	13	160	12.3	27	0	0	0	
Oct 8	at San Diego*	S	3	52	17.3	25	0	0	0	
Oct 15	vs. Cleveland*	S	5	111	22.2	32t	3	0	18	
Oct 22	at Cincinnati	S	7	110	15.7	28t	1	0	6	
Nov 5	at New York Jets*	S	5	134	26.8	49	0	0	0	
Nov 13	vs. Oakland*	S	6	76	12.7	28	0	0	0	
Nov 19	vs. San Diego*	S	11	187	17.0	39	1	0	6	
Nov 26	at Seattle*	S	4	82	20.5	25	0	0	6 *rushing touchdown	
Dec 3	at New Orleans*	S	2	25	12.5	14	0	0	0	
Dec 10	vs. Seattle*	S	5	82	16.4	21	0	0	0	
Dec 17	at Kansas City	S	6	101	16.8	34	0	0	0	
Dec 23	vs. San Francisco*	S	8	80	10.0	13	0	0	0	
2000 Regular Season Totals			16/16	100	1,602	16.0	49	8	0	54 (includes 1 rush. TD)
Dec 31	at BaltimoreΔ	S	3	58	19.3	24	0	0	0	
2000 Postseason Totals			1/1	3	58	19.3	24	0	0	0

ΔAFC Wild Card Playoff

2001		RECEIVING					SCORING			
Date	Opponent	P/S	No.	Yds.	Avg.	LG	TD	2pt.	Pts.	
Sep 10	vs. New York Giants*	S	9	115	12.8	26	1	0	6	
Sep 23	at Arizona*	S	14	162	11.6	34t	2	0	12 *franchise-record 14 rec.	
Sep 30	vs. Baltimore	S	5	83	16.6	31	0	0	0	
Oct 7	vs. Kansas City*	S	8	110	13.8	32	1	0	6	
Oct 14	at Seattle	S	6	43	7.2	13	1	0	6	
Oct 21	at San Diego	S	9	86	9.6	18	0	0	0	
Oct 28	vs. New England*	S	6	159	26.5	65t	1	0	6	
Nov 5	at Oakland	S	10	91	9.1	26t	2	11	4 *NFL rec.; 67 rec. 1st 8 gms.	
Nov 11	vs. San Diego*	S	5	74	14.8	32	0	0	0	
Nov 18	vs. Washington	S	3	25	8.3	13	1	0	6	
Nov 22	at Dallas*	S	7	81	11.6	23	0	0	0	
Dec 2	at Miami			INACTIVE — LEFT ANKLE SPRAIN						
Dec 9	vs. Seattle*	S	8	66	8.3	12	0	0	0	
Dec 16	at Kansas City	P	8	100	12.5	21	1	0	6	
Dec 30	vs. Oakland*	S	8	56	7.0	13	1	0	6 *broke fran. rec.; rec. in season	
Jan 6	at Indianapolis	S	7	92	13.1	20	0	0	0	
2001 Regular Season Totals			15/14	113	1,343	11.9	65t	11	1	68

ROD SMITH'S 100-YARD RECEIVING GAMES (27; INCLUDES 1 POSTSEASON)

*denotes win

Date	Opponent	Rec.	Yds.	Avg.	LG	TD
8/31/97	vs. Kansas City*	5	122	24.4	78	0
9/14/97	vs. St. Louis*	4	126	31.5	72t	2
10/6/97	vs. New England*	5	130	26.0	47	0
11/2/97	vs. Seattle*	5	114	22.8	59t	1
11/16/97	at Kansas City	7	114	16.3	43	0
12/7/97	at Pittsburgh	4	115	28.8	41	2
10/11/98	at Seattle*	8	136	17.0	50t	1
11/29/98	at San Diego*	8	101	12.6	21	1
12/6/98	vs. Kansas City*	8	165	20.6	58	0
12/27/98	vs. Seattle*	9	158	17.6	36	1
1/31/99	vs. Atlanta*	5	152	30.4	80t	1
10/31/99	vs. Minnesota	7	117	16.7	30	0
12/5/99	vs. Kansas City	8	106	13.3	34	0
1/2/00	vs. San Diego	9	106	11.8	20	0
9/10/00	vs. Atlanta*	7	117	16.2	37t	2
9/24/00	vs. Kansas City	8	134	16.8	25	0
10/1/00	vs. New England	13	160	12.3	27	0
10/15/00	vs. Cleveland*	5	111	22.2	32t	3
10/22/00	at Cincinnati	7	110	15.7	28t	1
11/5/00	at New York Jets*	5	134	26.8	49	0
11/19/00	vs. San Diego*	11	187	17.0	39	1
12/17/00	at Kansas City	6	101	16.8	34	0
9/10/01	vs. New York Giants*	9	115	12.8	26	1
9/23/01	at Arizona*	14	162	11.6	34t	2
10/7/01	vs. Kansas City*	8	110	13.8	32	1
10/28/01	vs. New England*	6	159	26.5	65t	1
12/16/01	at Kansas City	8	100	12.5	21	1

ROD SMITH VS. THE NFL

Regular Season Only

	G/S	Rec.	Yds.	Avg.	LG	TD	100 Yards
Denver	0/0	0	0	0.0	—	0	0
Kansas City	12/8	66	1,034	15.7	78	2	8
Oakland	14/11	71	864	12.2	49t	8	0
San Diego	13/10	67	836	12.5	39	5	3
AFC West	39/29	204	2,734	13.4	78	15	11
Buffalo	2/1	3	35	11.7	15	0	0
Miami	2/2	3	54	18.0	35	0	0
New England	7/5	33	550	16.7	65t	2	3
N.Y. Jets	2/2	8	224	28.0	71	0	1
AFC East	13/10	47	863	18.4	71	2	4
Baltimore	2/1	6	118	19.7	35	0	0
Cincinnati	3/3	15	209	13.9	28t	3	1
Cleveland	1/1	5	111	22.2	32t	3	1
Pittsburgh	1/1	4	115	28.8	41	2	1
AFC North	7/6	30	553	18.4	41	8	3
Houston	0/0	0	0	---	0	0	0
Indianapolis	1/1	7	92	13.1	20	0	0
Jacksonville	3/2	12	143	11.9	28	1	0
Tennessee/Houston	1/0	1	24	24.0	24	0	0
AFC South	5/3	20	259	13.0	28	1	0
AFC Totals	64/48	301	4,409	14.6	78	26	18
Arizona	2/1	14	162	11.6	34t	2	1
St. Louis	2/2	7	214	30.6	72t	3	1
San Francisco	2/2	13	153	11.8	26	0	0
Seattle	13/10	63	867	13.8	59t	5	3
NFC West	19/15	97	1,396	14.4	72t	10	5
Dallas	3/2	11	157	14.3	38	0	0
N.Y. Giants	2/2	13	166	12.8	26	1	1
Philadelphia	2/1	7	95	13.6	31t	2	0
Washington	3/2	6	81	13.5	43t	2	0
NFC East	10/7	37	499	13.5	43t	5	1
Chicago	1/1	1	14	14.0	14	0	0
Detroit	1/1	4	24	6.0	9	0	0
Green Bay	2/1	5	63	12.6	17	0	0
Minnesota	2/1	7	117	16.7	30	0	1
NFC North	6/4	17	218	12.8	30	0	1
Atlanta	2/2	10	145	14.5	37t	2	1
Carolina	1/1	4	40	10.0	20t	1	0
New Orleans	1/1	2	25	12.5	14	0	0
Tampa Bay	1/1	2	24	12.0	16	0	0
NFC South	5/5	18	234	13.0	37t	3	1
NFC Totals	40/31	169	2,347	13.9	78t	18	8
NFL Totals	104/79	470	6,756	14.4	78t	44	26
Home	53/41	257	3,890	15.1	78	27	17
Road	51/38	213	2,866	13.5	50t	17	9
Grass	84/64	404	5,843	14.5	78	39	24
Turf	20/15	66	913	13.8	50t	5	2
Outdoors	94/71	433	6,267	14.5	78	42	25
Domes	10/8	37	489	13.2	50t	2	1
All Sun. Games	86/63	379	5,566	14.7	78	37	24
Sunday Nights	9/5	45	463	10.3	34	4	2
Mondays	15/13	72	1,005	14.0	49t	7	2
Thursdays	1/1	7	81	11.6	23	0	0
Saturdays	2/2	12	104	8.7	13	0	0
Wins	67/53	304	4,446	14.6	78	33	16
Losses	37/26	166	2,310	13.9	71	11	10
August	1/1	5	122	24.4	78	0	1
September	21/17	88	1,287	14.6	72t	11	5
October	25/19	118	1,780	15.1	71	12	8
November	29/22	124	1,707	13.8	59t	11	5
December	26/18	119	1,662	14.0	58	10	6
January	2/2	16	198	12.4	20	0	1

JIMMY SPENCER  CORNERBACK

5-9 • 188 • 11TH YR. • FLORIDA



BORN: March 29, 1969 in Manning, S.C.
HIGH SCHOOL: Glades Central High School, Belle Glade, Fla.
RESIDES: Davie, Fla.
ACQUIRED: Free Agent, 2000
PRO YEAR: 11th • **YEAR WITH BRONCOS:** 3rd
NFL GAMES PLAYED/STARTED: 156/79 • **POSTSEASON:** 2/0

33

Jimmy Spencer has brought a great deal of veteran experience and big-play ability to the Broncos in his two seasons with the club, and looks to resume that role in 2002. He returned two of his three interceptions for touchdowns in 2000, and has six interceptions over the past two seasons, including an interception in three straight games late in the 2000 season. A well-respected player wherever he has been in his 10 NFL seasons, Spencer has played in 156 games (79 starts) and posted 26 interceptions. His record also includes 431 tackles (373 solo), including one sack (-1), as well as 122 passes defended, seven fumble recoveries and two forced fumbles. Spencer has also played in two postseason contests. He entered the NFL in 1991 as an eighth-round selection (215th overall) of the Washington Redskins, and spent his rookie season on the club's practice squad. Spencer then played for New Orleans (1992-95), Cincinnati (1996-97) and San Diego (1998-99) before joining the Broncos as a free agent in 2000.

2001: Spencer played in all 16 games and started one (vs. Oak. 12/30), posting 23 tackles (21 solo), three interceptions, nine pass defended and a fumble recovery, while adding eight more stops on special teams. Spencer posted a season-high five tackles vs. Oak. (12/30), starting his only game of the season in place of Denard Walker (sprained knee) at right cornerback. He made his second interception in as many weeks—and his third of the season—at K.C. (12/16) with 14 seconds remaining in regulation, and returned it 18 yards. It was his 26th career interception, and came after Spencer had played most of the game at right cornerback because Walker left the game in the 1st qtr. with a knee injury. He made his second interception of the season—in the 3rd qtr. vs. Sea. (12/9) a week earlier, while also posting two tackles. Spencer registered a then-season-high three solo tackles at Mia. (12/2) and deflected a pass, one week after posting a season-high four passes defended at Dal. (11/22), along with two solo tackles. He made one tackle vs. Wash. (11/18) and recovered a fumble at the Redskins' 37-yd. line, while also adding a special teams stop and two passes defended. Spencer had an outstanding game vs. S.D. (11/11), registering two solo tackles and grabbing an interception. He played only on special teams at Ariz. (9/23), at Sea. (10/14) and at S.D. (10/21). Spencer replaced Walker after the starter left with a concussion vs. K.C. (10/7).

2000: Spencer saw action in all 16 games and made six starts, posting 40 tackles (35 solo), including a sack (-1), six passes defended, a forced fumble and three interceptions (career-high 102 return yds./2 TDs). He also had three tackles and a fumble recovery on special teams. Spencer started four games late in the season (at Sea., 11/26; at N.O., 12/3; vs. Sea., 12/10 and at K.C., 12/17) in place of the injured Ray Crockett (hamstring), and when not starting was the team's nickel back. Spencer picked off a pass in three straight games (at Sea., 11/26; at N.O., 12/3 and vs. Sea., 12/10)—one shy of the team record (Tyronne Braxton, 1996)—and returned two for touchdowns. His 79-yd. return of a Jon Kitna pass vs. Sea. (12/10) was the third longest in franchise history and the longest of his career, and was his third NFL touchdown. With it he became the first Bronco since Mike Harden in 1986 to score twice on interception returns in the same season, and the fourth in club history to do so (also John Rowser, 1976 and Nemiah Wilson, 1967). His other scoring return (21 yds.) came at Sea. (11/26) in a 38-31 Denver win, and was the first of his career. Spencer forced a fumble at N.O. (12/3) in the same game in which he recorded his second interception of the year. His sack—the first of his career—came vs. Oak. (11/13), as he dropped Rich Gannon for a 1-yd. loss among his season-high seven tackles. He also started vs.

OFF THE FIELD

Jimmy is very involved in youth leadership activities in the Tampa, Fla., area and is curator of the Jimmy Spencer Foundation, which helps send underprivileged kids from his hometown of Belle Glade, Fla., to camps for sports, education, computers and music. He spends time during the offseason speaking in schools about education, drug abuse and religion.

Cleve. (10/15) as the Broncos opened the game in a nickel defensive alignment, and started at Oak. (9/17) in place of Crockett. Crockett was injured on the opening kickoff, but entered the game on the first series and Spencer returned to his nickel back role. Spencer saw action in a reserve role in the AFC Wild Card Game at Balt. (12/31). He signed with the Broncos as a free agent March 6, after being released by the Chargers Feb. 10.

1999: Spencer tied for the San Diego team lead with four interceptions and led the squad with 16 passes defended, despite missing the final two weeks of the season. He also ranked fifth on the team with 48 tackles. Spencer started seven of the 14 games in which he played before being placed on injured reserve Dec. 20. He notched his first interception of the season in Week Two against Indianapolis, then two weeks later replaced Charles Dimry in the starting lineup at Detroit and racked up a career-high 12 tackles and two pass breakups in a 20-10 victory. Spencer recorded six tackles and his second interception of the season in Week Six against Green Bay and added his third pick of the year in Week 12 against Cleveland. Spencer had a solid all-around game in Week 13 at Seattle in a 19-16 win, recording his fourth interception of the year to go along with four tackles and two pass breakups.

1998: Spencer signed as free agent with San Diego Sept. 1 and saw action in 15 games with four starts, missing only the opener vs. Buffalo (9/6). He finished the season with 29 tackles (all solo), one interception and eight passes defended, and added seven tackles on special teams. His three starts came in games 12-14 at right cornerback. Spencer also started at the third cornerback spot and had an interception vs. Oakland (12/20). Spencer had five tackles vs. Denver (11/29) and had a season-high six tackles at Seattle (12/13).

1997: Spencer played in all 16 games and started nine at right cornerback for Cincinnati, posting 38 tackles, one interception and 12 passes defended. He had the Bengals' first interception of the season in the opener vs. Arizona (8/31), tipping a second-quarter pass intended for Rob Moore and catching his own deflection. He also added seven tackles in the contest. Spencer tied for the team lead with nine tackles at Baltimore (9/7).

1996: Spencer started 14 of 15 games at right cornerback for the Bengals and posted a career-high 73 tackles while tying his career high with five interceptions and recovering a fumble. Spencer led the Bengals with a career-high 21 passes defended, which was one better than teammate and Pro Bowl starter Ashley Ambrose. He scored his first career touchdown on a 59-yd. fumble return vs. Houston (10/6) and added a 19-yd. interception return to set up a Cincinnati field goal. Spencer also intercepted a Steve Young pass at Cincinnati's 2-yd. line in the fourth quarter at San Francisco (10/20). He intercepted a Vinny Testaverde pass in endzone in the second quarter at Baltimore (11/3) and had a season-high 34-yard return on an interception against Jim Kelly at Buffalo (11/17). Spencer was limited to a reserve role in Game 4 because of a thumb injury, and was also inactive for Game 16 at Houston due to a sprained knee, breaking a string of 79 consecutive games played. He originally joined the Bengals as an unrestricted free agent on March 21, 1996.

1995: Spencer started 15 of 16 games for New Orleans and led the team with four interceptions, while also tallying 66 tackles and 16 passes defended. The latter figure led the team and was seven more than the next-highest player. He was awarded a game ball for the Oct. 29 win at San Francisco when he had one interception, three passes defended and seven solo tackles. Spencer had two interceptions, both of which led to scores, in a victory vs. Carolina (11/26) and tied his career high with nine tackles at the Jets (12/24), while adding one interception and two passes defended. He became the first Saint to lead the team in interceptions for two straight seasons since Dave Waymer in 1985-86.

1994: Spencer earned the starting left cornerback job for all 16 games and set a career high with five interceptions, while adding 19 passes defended. He led the team in both interceptions and passes defended and earned a game ball vs. the Giants (10/2) when he had first career interception and four passes defended. Spencer intercepted two passes vs. the Rams (10/23), including one on the final series to clinch a 37-34 victory.

1993: Spencer was the Saints' nickel back for the second straight year, starting against multiple-wide receiver sets. He played in all 16 games (3 starts), posting 25 tackles and six passes defended. Spencer also tied for the team lead with three fumble recoveries, including one he returned 53 yards in a season-opening win over Houston. His special teams play included a blocked PAT at Philadelphia (12/26).

1992: Spencer started four of 16 games for New Orleans in his first season of NFL action. He was signed by the Saints April 12 and saw considerable action, playing cornerback in nickel and dime packages. He had 38 tackles and tied for fourth on the team with nine passes defended. Spencer's four starts came in games when the Saints opened with five or six defensive backs. He had a season-high six tackles vs. Chicago Sept. 13. In the Saints' Wild Card Playoff loss to Philadelphia, Spencer recorded one tackle and one special teams tackle.

1991: Spencer entered the NFL as an eighth-round selection of the Washington Redskins (215th overall) in the 1991 NFL Draft. He spent his entire rookie season on Washington's practice squad.

COLLEGE: A three-year letterman at Florida, Spencer started every game as a senior. He collected 29 tackles and one interception as a senior. He also stood out on special teams where he had three blocked kicks, including two place kicks and one punt. Spencer majored in sociology.

PERSONAL: Spencer was a first-team all-state Class 3A choice at defensive back and Palm Beach County Player of Year at Glades Central High School in Belle Glade, Fla. He also played quarterback, throwing for 1,137 yards and seven touchdowns as senior. Spencer was selected by a committee appointed by former Florida Governor Bob Martinez to attend a youth leadership conference at the University of Tampa in 1986. He is very involved in youth leadership activities in the Tampa area and is curator of the Jimmy Spencer Foundation, which helps send underprivileged kids from Belle Glade to camps for sports, education, computers and music. He spends time during the off-season speaking in schools about education, drug abuse and religion. James Arthur Spencer, Jr., was born March 29, 1969, in Manning, S. C. He and his wife, Tanya, reside in Davie, Fla.

SPENCER'S REGULAR SEASON RECORD

Year	Club	G	S	UT	A	TT	S-Yds.	I-Yds.	PD	FF	FR	TD-Int.	TD-FR	S	Pts.		
1991	Washington						PRACTICE SQUAD										
1992	New Orleans	16	4	37	6	43	0-0	0-0	9	0	1	0	0	0	0		
1993	New Orleans	16	3	20	5	25	0-0	0-0	6	0	3	0	0	0	0		
1994	New Orleans	16	16	59	7	66	0-0	5-24	19	1	1	0	0	0	0		
1995	New Orleans	16	15	59	7	66	0-0	4-11	16	0	0	0	0	0	0		
1996	Cincinnati	15	14	57	16	73	0-0	5-48	21	0	1	0	1	0	6		
1997	Cincinnati	16	9	36	2	38	0-0	1-(-2)	12	0	0	0	0	0	0		
1998	San Diego	15	4	29	0	29	0-0	1-0	8	0	0	0	0	0	0		
1999	San Diego	14	7	40	8	48	0-0	4-1	16	0	0	0	0	0	0		
2000	Denver	16	6	35	5	40	1-1	3-102	6	1	0	2	0	0	12		
2001	Denver	16	1	21	2	23	0-0	3-25	9	0	1	0	0	0	0		
CAREER TOTAL		156	79	373	58	431	1-1	26-209	122	2	7	2	1	0	18		

ADDITIONAL STATISTICS: Returned a fumble 59 yds. for a touchdown vs. Houston (10/6), 1996. Recovered a fumble on special teams (at New Orleans, 12/3) and returned two interceptions for touchdowns (79 yds. vs. Seattle, 12/10, and 21 yds. at Seattle, 11/26), 2000. Special teams tackles — 1992 (5), 1993 (5), 1994 (3), 1995 (5), 1998 (7), 1999 (1), 2000 (3), 2001 (8), TOTAL (37).

SPENCER'S POSTSEASON RECORD

Year	Club	G	S	UT	A	TT	S-Yds.	I-Yds.	PD	FF	FR	TD-Int.	TD-FR	S	Pts.
1992	New Orleans	1	0	1	0	1	0-0	0-0	0	0	0	0	0	0	0
2000	Denver	1	0	0	0	0	0-0	0-0	0	0	0	0	0	0	0
CAREER TOTAL		2	0	1	0	1	0-0	0-0	0	0	0	0	0	0	0

ADDITIONAL STATISTICS: Special teams tackles — 1992 (1).



PAUL TOVIESSI  **DEFENSIVE END**

6-6 • 260 • 2ND YR. • MARSHALL

BORN: February 26, 1978 in Alexandria, Va.
HIGH SCHOOL: West Potomac High School, Alexandria, Va.
RESIDES: Parker, Colo.
ACQUIRED: Draft #2 (51st overall), 2001
PRO YEAR: 2nd • **YEAR WITH BRONCOS:** 2nd
NFL GAMES PLAYED/STARTED: 0/0

68

Paul Toviessi spent his rookie season on the injured reserve list after undergoing surgery to repair damage to his right knee. He enters 2002 eager to show the talent and promise that made him the Broncos' second-round draft choice in 2001, out of Marshall. Toviessi, the 51st overall selection last year, underwent surgery to remove loose cartilage in training camp, and followed a month later with microfracture surgery. He was placed on injured reserve Sept. 2. The Broncos made a draft-day trade with Buffalo to move up seven spots in the second round to select Toviessi, giving up a fourth-round choice, as well, to the Bills.

2001: Tovissi experienced pain in his right knee during training camp and underwent surgery to remove loose cartilage, keeping him out of action for the rest of camp. He had a second procedure, microfracture surgery, about a month later, and was placed on injured reserve Sept. 2.

COLLEGE: Tovissi, the first player from Marshall ever drafted by the Broncos, played in 41 career games for the Thundering Herd (26 starts) and posted 212 tackles (106 solo), including 13.5 sacks (-83) and 29 stops for losses (-130). He twice earned first-team All-Mid American Conference honors and played in three Motor City Bowls. Tovissi played in only two games as a sophomore because of a torn anterior cruciate ligament in his right knee. He earned his bachelor's degree in sports management and marketing.

PERSONAL: Tovissi was a four-year letterwinner at West Potomac High School in Alexandria, Va., where he earned All-Northern Virginia and all-state honors with 12 sacks as a senior. He also lettered three times in basketball and twice in track and field. Paul Zinssou Setondji Tovissi was born Feb. 26, 1978 in Alexandria, Va. He and his wife, Robin, reside in Parker, Colo.

TOVISSI'S REGULAR SEASON RECORD

Year	Club	G	S	UT	A	TT	S-Yds.	I-Yds.	PD	FF	FR	TD-Int.	TD-FR	S	Pts.
2001	Denver														

INJURED RESERVE (RIGHT KNEE)



DENARD WALKER  **CORNERBACK**

6-1 • 190 • 6TH YR. • LOUISIANA STATE

BORN: August 9, 1973 in Dallas, Texas
HIGH SCHOOL: South Garland High School, Garland, Texas
RESIDES: Garland, Texas
ACQUIRED: Unrestricted Free Agent (Tennessee), 2001
PRO YEAR: 6th • **YEAR WITH BRONCOS:** 2nd
NFL GAMES PLAYED/STARTED: 77/71 • **POSTSEASON:** 5/5

25

Denard Walker proved last year to be one the better free-agent acquisitions by the Broncos in recent years, as he started 15 games at right cornerback and solidified the position with outstanding play against some of the NFL's best wide receivers. He is known for his physical style of play, yet is also considered one of the better young cover corners in the league, and displayed those talents with a career-high three interceptions last year in his first season in Denver. Walker, who played his first four NFL seasons with Tennessee, has played in 77 career games with 71 starts, and has recorded 310 tackles (258 solo) with 10 interceptions (150 ret. yds.), 67 pass breakups and one fumble recovery. He has also played in five postseason games (all starts)—including Super Bowl XXXIV vs. St. Louis—and registered 19 tackles (17 solo), seven passes defended and one fumble recovery. Walker was selected by the Tennessee Oilers in the third round (75th overall) of the 1997 NFL Draft.

2001: Walker played in all 16 games and started 15 at right cornerback, posting 52 tackles (44 solo), as well as a career-high three interceptions (60 return yds.) and three passes defended. He returned to the starting lineup for the season finale at Ind. (1/6) after playing in a reserve role the week before, and made a season-high seven tackles (6 solo). He saw limited action vs. Oak (12/30) while recovering from a sprained knee suffered the previous game at K.C. (12/16). Walker left the Chiefs game in the 1st qtr. after spraining his right knee and did not return. He posted his third six-tackle game of the season vs. Wash. (11/18) to tie his then-season high, while also breaking up one pass. Walker led the defensive backs in tackles at Oak. (11/5), registering six stops to tie his season high (2nd time). He became the third Bronco in 2001 to win an AFC Player of the Week award when was named the AFC Defensive Player of the Week for Wk. 7, in recognition of his two 4th-quarter interceptions vs. eventual Super Bowl champion N.E. (10/28). In the contest he became the second Bronco in 2001 to have a multi-pick game (joining Deltha O'Neal, who had two), intercepting Tom Brady twice (10/28) in the 4th qtr. to go along with his six tackles (5 solo). His first came in the back of the end zone to end a Patriots scoring threat and protect a 24-20 Broncos lead, and he returned his second interception 39 yds. for a touchdown to seal the 31-20 win. Walker left the game early vs. K.C. with a concussion and did not return. His first interception as a Bronco came in Wk. 2 at Ariz. (9/23), off Jake Plummer, and was returned 21 yds. to set up a Broncos field goal. Walker posted four tackles (3 solo) in the season-opener vs. the Giants (9/10).

2000: Walker played in and started 15 games at left cornerback with the Tennessee Titans and registered 43 tackles (40 solo), two interceptions (four yards) and a team-leading 18 pass

breakups. He did not play in the season opener at Buffalo (9/3) due to a league suspension. Walker snagged his first interception of the season at Cincinnati (10/8), and his second came in the regular season finale against Dallas (12/25). He had three pass breakups in three separate games. Walker also had two tackles in the team's playoff contest against Baltimore (1/7/01).

1999: Walker played in 15 games with 14 starts for the Tennessee Titans and totaled 56 tackles (47 solo), one interception, a team-high 18 passes defended and one touchdown on a fumble recovery. He collected the fifth interception of his career in the season opener versus Cincinnati (9/12), but injured his shoulder on the return, causing him to miss the following week's game vs. Cleveland (9/19). Walker returned to the starting lineup at Jacksonville (9/26) and recorded four tackles. He did not start vs. Atlanta (12/19) with the Falcons opening in a double tight end formation. Walker scored his second career NFL touchdown at Pittsburgh (1/2), recovering a Richard Huntley fumble and returning it 83 yards. He started all four playoff games, ranking third in tackles in the postseason with 17 and being the team leader in passes defended with seven. Walker recorded a playoff-high six stops against Buffalo (1/8) and tallied four passes defended in the AFC Divisional Playoff Game at Indianapolis (1/16). He recovered a Kyle Brady fumble in the AFC Championship Game at Jacksonville (1/23).

1998: Walker started all 16 games for the Tennessee Oilers and ranked fourth on the team in tackles with a career-high 91 (71 solo). He led the team in collecting a career-high 16 passes defended and finished second in interceptions (two). Walker recorded 10 tackles in the season opener at Cincinnati (9/6) and again vs. San Diego (9/13) the following week. He picked off Kordell Stewart for his third career interception and his first of season at Pittsburgh (11/1), and out-battled Joey Galloway in the end zone for the second interception of season at Seattle (11/29). Walker suffered a concussion in third quarter of the Seattle game and was taken to the hospital as a precaution. He tallied eight tackles and one special teams top in the season finale vs. Minnesota (12/26). Walker shadowed Randy Moss for the majority of the game and held the Pro Bowl wide-out to five receptions for 32 yards, his third-lowest yardage total of the season.

1997: Walker played in 15 games as a rookie with the Tennessee Oilers, starting the last 11 games at left cornerback. He was pressed into the starting lineup due to injuries in the secondary and finished fourth on the team in tackles (68), second in passes defended (12) and third in interceptions (2). Walker saw his first NFL action at the Dolphins (9/7), recording one tackle. He recorded his first NFL start vs. the Bengals (10/12) for the injured Steve Jackson and registered four tackles. Walker led the team with nine tackles vs. the Redskins (10/19) and collected his first NFL interception, a Gus Frerotte pass intended for Alvin Harper. He was credited with his second career interception, which he returned 39 yards for a touchdown at the Cardinals (10/26). Walker recorded a career-high 10 tackles at the Cowboys (11/27).

COLLEGE: Walker was a two-year starter at Louisiana State, where he played in 42 games (22 starts), seeing action at both cornerback and safety. He finished with 127 tackles, two fumble recoveries, one interception and 17 pass breakups and added five solos and one pass breakup in bowl action. He was a first-team All-Southeastern Conference pick as a senior. Walker majored in kinesiology.

PERSONAL: Walker played his high school ball at South Garland High School in Garland, Texas, where he was an All-American, two-time all-district and first-team all-city choice as a defensive back and running back. He also lettered four times in track and once in basketball as a forward. Walker attended Harlingen (Texas) Military Institute for six months after graduating from South Garland High. He enjoys spending his free time with his family and is an avid reader. After his football career, he hopes to gain a master's degree in social work and pursue a career in that field. Denard Antuan Walker was born Aug. 9, 1973 in Dallas, Texas. He and his fiancée, Ledonra Hornbeck, have a son, Brynden Deon (9/4/01), and make their home in Garland, Texas.

WALKER'S REGULAR SEASON RECORD

Year	Club	G	S	UT	A	TT	S-Yds.	I-Yds.	PD	FF	FR	TD-Int.	TD-FR	S	Pts.
1997	Tennessee	15	11	56	12	68	0-0	2-53	12	0	0	1	0	0	6
1998	Tennessee	16	16	71	20	91	0-0	2-6	16	0	0	0	0	0	0
1999	Tennessee	15	14	47	9	56	0-0	1-27	18	0	1	0	1	0	6
2000	Tennessee	15	15	40	3	43	0-0	2-4	18	0	0	0	0	0	0
2001	Denver	16	15	44	8	52	0-0	3-60	3	0	0	1	0	0	6
CAREER TOTAL		77	71	258	52	310	0-0	10-150	67	0	1	2	1	0	18

WALKER'S POSTSEASON RECORD

Year	Club	G	S	UT	A	TT	S-Yds.	I-Yds.	PD	FF	FR	TD-Int.	TD-FR	S	Pts.
1999	Tennessee	4	4	15	2	17	0-0	0-0	7	0	1	0	0	0	0
2000	Tennessee	1	1	2	0	2	0-0	0-0	0	0	0	0	0	0	0
CAREER TOTAL		5	5	17	2	19	0-0	0-0	7	0	1	0	0	0	0

WALKER'S SINGLE-GAME HIGHS

(Postseason in parenthesis)

Most Total Tackles — 10, three times, last vs. San Diego, 9/13/98 (6 vs. Buffalo, 1/8/00). **Most Interceptions** — 2, vs. New England, 10/28/01 (none).



KEITH WASHINGTON  **DEF. END**
6-4 • 275 • 8TH YR. • UNLV

BORN: December 18, 1972 in Dallas, Texas
HIGH SCHOOL: Wilmer-Hutchins High School, Dallas, Texas
RESIDES: Parker, Colo.
ACQUIRED: Free Agent, 2001
PRO YEAR: 8th • **YEAR WITH BRONCOS:** 2nd
NFL GAMES PLAYED/STARTED: 87/17 • **POSTSEASON:** 4/0

97

Keith Washington provided the Broncos some spark in the pass rush last season as a defensive end, after joining the club as a free agent in the offseason. He posted career highs in both tackles (60) and sacks (4) in his first year in Denver, which followed a Super Bowl-winning season with Baltimore in 2000. Washington has not missed a game in four and-a-half seasons, playing in all 74 contests since signing with the Ravens during the 1997 season. He has played in 87 games (17 starts) in a career that began as an undrafted free agent with Minnesota in 1995, and for his career has posted 160 tackles (102 solo), including eight sacks (-64), as well as one pass defensed, three forced fumbles, two fumble recoveries, 16 special teams tackles and two blocked field goals.

2001: Washington started all 16 games at left defensive end and posted a career-high 60 tackles (44 solo), including a career-high four sacks (-29), as well as a forced fumble and fumble recovery. Washington closed the season with five solo tackles at Ind. (1/6). He made two tackles vs. Oak (12/30), and registered a sack of Rich Gannon for an 8-yd. loss in the 1st qtr. Washington made two tackles (1 solo) at K.C. (12/16) and recovered his only fumble of the season. He registered his third six-tackle performance of the season (4 solo) at Mia. (12/2). Washington posted his third sack on the season at Dal. (11/22), dropping Ryan Leaf for a 6-yd. loss, among his two tackles, to set a career high for sacks in a season. Washington posted six tackles (5 solo) vs. S.D. (11/11) to match his second-highest total of the season. He earned his second sack at Sea. (10/14), dropping Trent Dilfer for a loss of 8 yds., and forced a Shaun Alexander fumble in the 3rd qtr. Against K.C. (10/7) he tallied a season-high seven tackles (6 solo). His first two tackles came in Wk. 2 at Ariz. (9/10), and included a sack of Jake Plummer that resulted in a 7-yd. loss for the Cardinals.

2000: Washington was a key reserve who helped Baltimore win its first World Championship by posting a career-high 29 tackles (14 solo) and recovering a fumble. He also played in all four post-season games and posted 10 more tackles (7 solo), including a sack (-9) in Super Bowl XXXV vs. the Giants. Washington played a key role in the Ravens' 24-10 AFC Divisional Playoff win at Tennessee, blocking two Al Del Greco field goal attempts, one of which was returned for the go-ahead touchdown in the fourth quarter.

1999: Washington played in all 16 games with Baltimore, posting a then career-high 26 tackles (11 solo), one sack, one forced fumble and two blocked field goals. His sack came against Cin. (12/26) and his blocked field goals came one each in the two meetings with the Bengals (11/21 and 12/26). Washington, whose two blocks set a Ravens' single-season record, also returned a kickoff for 12 yards at Jacksonville (11/14).

1998: Washington played in all 16 games with Baltimore, recording 15 stops (12 solo), one sack and six special teams tackles. His sack came at Pittsburgh (10/18).

1997: Washington played in 10 games (one start) with Baltimore after signing with the club in Week 7 (10/15) and recorded 24 tackles (17 solo), one forced fumble, two sacks, one pass breakup and five special teams tackles. He made his only career start at Cincinnati (12/21), registering a career-high eight tackles (all solo) and his second sack of the season. His first sack

came the week before against Tennessee (12/14), a game in which he also had eight tackles and a forced fumble. Washington went through training camp with Detroit but was released in the final cutdown (8/26).

1996: Washington played in 13 games for the Lions, recording six tackles (four solo) and five special teams tackles. Three of his six stops came against his former team, Minnesota (12/8), with whom he went through training camp in '96. Washington was released by the Vikings Aug. 25 and signed with the Vikings the next day.

1995: Washington was on Minnesota's active roster for four weeks before being placed on injured reserve (ankle) Nov. 15. He signed with the Vikings as an undrafted free agent (4/9), was released in the final cutdown (8/27), signed to the practice squad (8/28) and elevated to the active roster Oct. 9.

COLLEGE: Washington was an All-Big West first-team choice as a senior at UNLV in 1993, posting nine sacks and 12 tackles-for-loss. He was an honorable mention All-Big West selection as a junior when he posted 58 tackles. Washington started 38 of 44 games for the Rebels during his collegiate career. He was a criminal justice major.

PERSONAL: A native of Dallas, Texas, Washington is a graduate of Wilmer-Hutchins High School, where he helped his team to a state title as a senior. He has been involved in various charity events throughout his career. Keith L. Washington was born Dec. 18, 1972 in Dallas. He and his wife, Bridget, reside in Parker, Colo.

WASHINGTON'S REGULAR SEASON RECORD

Year	Club	G	S	UT	A	TT	S-Yds.	I-Yds.	PD	FF	FR	TD-Int.	TD-FR	S	Pts.
1995	Minnesota	0	0	0	0	0	0-0	0-0	0	0	0	0	0	0	0
1996	Detroit	13	0	4	2	6	0-0	0-0	0	0	0	0	0	0	0
1997	Baltimore	10	1	17	7	24	2-16	0-0	1	1	0	0	0	0	0
1998	Baltimore	16	0	12	3	15	1-7	0-0	0	0	0	0	0	0	0
1999	Baltimore	16	0	11	15	26	1-12	0-0	0	1	0	0	0	0	0
2000	Baltimore	16	0	14	15	29	0-0	0-0	0	0	1	0	0	0	0
2001	Denver	16	16	44	16	60	4-29	0-0	0	1	1	0	0	0	0
CAREER TOTAL		87	17	102	58	160	8-64	0-0	1	3	2	0	0	0	0

ADDITIONAL STATISTICS: Special teams tackles: 1996 (5), 1997 (5), 1998 (6), TOTAL (16). One kickoff return for 12 yards and two blocked field goals, 1999.

WASHINGTON'S POSTSEASON RECORD

Year	Club	G	S	UT	A	TT	S-Yds.	I-Yds.	PD	FF	FR	TD-Int.	TD-FR	S	Pts.
2000	Baltimore	4	0	7	3	10	1-9	0-0	0	0	0	0	0	0	0

ADDITIONAL STATISTICS: Two blocked field goals, 2000.



AL WILSON  **LINEBACKER**
6-0 • 240 • 4TH YR. • TENNESSEE

BORN: June 21, 1977 in Jackson, Tenn.
HIGH SCHOOL: Central Merry High School, Jackson, Tenn.
RESIDES: Aurora, Colo.
ACQUIRED: Draft #1 (31st overall), 1999
PRO YEAR: 4th • **YEAR WITH BRONCOS:** 4th
NFL GAMES PLAYED/STARTED: 47/42 • **POSTSEASON:** 1/1

56

Al Wilson has firmly established himself as one of the key players on the Broncos' defensive unit over his first three seasons, and is the group's emotional leader. Known for his hard-hitting style and relentless pursuit of ball-carriers, Wilson has also made his mark by playing through injuries that might have landed others on the sidelines. Though he missed only one game in his first two seasons, Wilson was plagued by nagging shoulder injuries both years, but has managed to finish in the top four on the team in tackles in each of his three seasons and displayed the exceptional talent and bone-crushing hitting ability that made him the club's first-round draft choice (31st overall) in 1999. Last year he garnered his first Pro Bowl nod, in recognition of a season in which he topped his previous career high with 128 tackles, to rank second on the team. He was also voted by his teammates to serve as a co-captain for the defense for the second half of the season. In 47 career games (42 starts) Wilson has posted 320 tackles (241 solo), including nine sacks (-57), as well as three interceptions (21 ret. yds.), 19

passes defended, three forced fumbles and two fumble recoveries. He has also started one post-season game and posted six tackles (4 solo).

2001: Wilson—selected to play in the Pro Bowl for the first time in his career—started all 16 games at middle linebacker and ranked second on the team with a career-high 128 tackles (98 solo), including three sacks (-25), while also adding seven passes defended and a forced fumble. He was voted a co-defensive captain for the second half of the season, along with fellow linebacker John Mobley. They joined Bill Romanowski who was selected at the beginning of the year. Wilson made at least five tackles in every game of the season. Wilson posted 11 tackles (8 solo) in the season finale at Ind. (1/6)—his second-highest total of the season—and deflected one pass. He recorded his second nine-tackle performance in as many weeks vs. Sea. (12/9) to raise his season total to 102, topping the 100-tackle plateau for the second year in a row. Wilson posted nine tackles (8 solo) at Mia. (12/2) after recording a team-high seven stops at Dal. (11/22), with one pass defended. He had nine tackles vs. Wash. (11/18), while forcing one fumble and knocking down one pass. Versus S.D. (11/11) he led the team for the second week in a row, registering seven tackles (6 solo) to go along with a pass breakup, following an eight-tackle (6 solo) effort on Monday Night Football at Oak. (11/5). At S.D. (10/21) Wilson tallied nine tackles (7 solo), including one sack of Doug Flutie for a loss of 7 yds. He made a season high 14 tackles at Sea. (10/14), including one tackle for a loss. In Wk. 4 vs. K.C. (10/7) Wilson registered four tackles and a sack of Trent Green for 10 yds. His first sack came in Wk. 2 at Ariz. (9/23), as he dropped Jake Plummer for a loss of 8 yds. Wilson posted eight tackles (6 solo) in the season opener vs. the Giants (9/10).

2000: Wilson played in 15 games and started 14 at middle linebacker, and ranked fourth on the team with a career-high 104 tackles (73 solo), including a career-high five sacks (-31), while also adding one forced fumble, six passes defended and three interceptions. He posted a career-high 15 tackles at K.C. (12/17) for his first career double-digit tackle effort. Wilson's third interception of the season came vs. Sea. (12/10) and was returned 20 yds. to the Seahawks' 7-yd. line to set up Denver's first touchdown in a 31-24 win. He raised his sack total to five when he dropped San Diego's Ryan Leaf for a 6-yd. loss (11/19) in Denver's 38-37 win. Wilson posted a sack in back-to-back games when he dropped Cincinnati's Scott Mitchell for a 9-yd. loss in Week 8. A week earlier vs. Cleve. (10/15) he sacked Tim Couch for an 11-yd. loss. Wilson raised his season sack total to 2 by sharing a sack of Drew Bledsoe with Trevor Pryce vs. N.E. (10/1). He returned to action in Wk. 3 at Oak. (9/17) after missing a game (vs. Atl., 9/10) with a dislocated shoulder and posted six tackles (4 solo), including 1.5 sacks (-5) of Raiders QB Rich Gannon. He also forced a fumble in the game. Wilson started at middle linebacker in the opener at St. Louis (9/4) and was spectacular, posting his first two career interceptions. His first came at the Denver 7-yd. line with St. Louis threatening, and his second came in the end zone early in the 4th qtr. as he ran stride-for-stride with Marshall Faulk and held perfect position. Wilson also added four tackles (3 solo). He dislocated his left shoulder in the contest and was inactive for Denver's Week 2 contest vs. Atlanta (9/10). Wilson did not start but played the entire Cleve. game (10/15) because the Broncos opened the game in a nickel defensive package. Wilson started at middle linebacker in the AFC Wild Card Game at Balt. (12/31) and posted six tackles (4 solo) in his first postseason game.

1999: Wilson played in all 16 games and started 12, and ranked third on the team in tackles with 88 (70 solo), including one sack (-1), as well as six passes defended, a forced fumble and two fumble recoveries. He also has three special teams tackles. Wilson moved into a starting role at middle linebacker in Week 3 after John Mobley was placed on injured reserve. He played the full game but did not start vs. the Jets (10/3) and Seattle (12/19) because the Broncos opened both games with an extra defensive back (Chris Watson/Tory James). After Mobley's injury in Week 2, Glenn Cadrez moved from the middle to fill Mobley's weakside spot, opening the door for Wilson. Wilson played primarily in goal-line situations and on special teams in the season-opener vs. Miami (9/13), but saw extensive action at middle linebacker at K.C. (9/19) after Mobley left the game in the 1st qtr, and posted nine tackles (8 solo). Wilson put together the finest all-around game of his young career at Oakland (10/10), matching his previous high-tackle total with 9 (8 solo), and adding a sack, a forced fumble and a pass defended. He tied his career high again at New England (10/24) with nine stops (5 solo). Wilson recovered his first NFL fumble at San Diego (11/7), at the Chargers' 31-yd. line to set up a Broncos touchdown. His second fumble recovery came vs. Seattle (12/19) and set up a Broncos field goal after a Maa Tanuvasa sack of Jon Kitna, which produced the fumble.

COLLEGE: Wilson was a four-year letterwinner and three-year starter at Tennessee, where he was team captain as a senior, helping lead the Volunteers to a 13-0 record and the National Championship. Starting at middle linebacker he recorded 77 tackles (54 solos) with four sacks (-41) and six stops for losses (-7). Wilson was a second-team All-America selection by *Football News*, American Football Coaches Association and the Football Writers Association, and was a first-team All-Southeastern Conference pick. He was an Associated Press second-team All-SEC selection as a junior, starting at left outside linebacker and also calling the defensive signals. Wilson also started at left outside linebacker as a sophomore. He majored in educational business training.

PERSONAL: Wilson was a Blue Chip Illustrated, SuperPrep and Prep Football Report All-America selection at Central Merry High School in Jackson, Tenn., as well as all-state and West Tennessee Player of the Year by the Lawrenceburg Quarterback Club. He recorded 163 tackles with three forced fumbles as a linebacker and rushed for 1,160 yards with 15 touchdowns his senior year. He rushed for more than 1,000 yards in each of his three years on offense — two at tailback and one at quarterback. Wilson was a three-year starter for a team that reached the playoffs in his junior and senior seasons. He also participated in basketball and track. Aldra Kauwa Wilson was born June 21, 1977 in Jackson, Tenn. He has a son, Carrington Demond Wilson (4), and resides in Aurora, Colo.

WILSON'S REGULAR SEASON RECORD

Year	Club	G	S	UT	A	TT	S-Yds.	I-Yds.	PD	FF	FR	TD-Int.	TD-FR	S	Pts.
1999	Denver	16	12	70	18	88	1-1	0-0	6	1	2	0	0	0	0
2000	Denver	15	14	73	31	104	5-31	3-21	6	1	0	0	0	0	0
2001	Denver	16	16	98	30	128	3-25	0-0	7	1	0	0	0	0	0
CAREER TOTAL		47	42	241	79	320	9-57	3-21	19	3	2	0	0	0	0

ADDITIONAL STATISTICS: Special teams tackles – 1999 (3), 2000 (1), TOTAL (4).

WILSON'S POSTSEASON RECORD

Year	Club	G	S	UT	A	TT	S-Yds.	I-Yds.	PD	FF	FR	TD-Int.	TD-FR	S	Pts.
2000	Denver	1	1	4	2	6	0-0	0-0	0	0	0	0	0	0	0



BRANDON WINEY  **TACKLE**

6-7 • 315 • 2ND YEAR • LOUISIANA STATE

BORN: January 27, 1978 in Lake Charles, La.
HIGH SCHOOL: Washington-Marion High School, Lake Charles, La.
RESIDES: Lake Charles, La.
ACQUIRED: Free Agent, 2001
PRO YEAR: 2nd • **YEAR WITH BRONCOS:** 2nd
NFL GAMES PLAYED/STARTED: 0/0

72

Brandon Winey enters his first training camp with the Broncos after signing with the club late last season. He was signed Dec. 11, 2001 from the Miami Dolphins' practice squad, and was declared inactive for each of the final three games. Winey was a sixth-round draft choice of the Dolphins (164th overall) in 2001.

2001: Winey was inactive for each of the final three games after signing with the Broncos, from the Dolphins' practice squad, Dec. 11. He spent the first three months of the season on Miami's practice squad (signed Sept. 4). Winey was drafted in the sixth round by the Dolphins (164th overall) and went through training camp with the club, but was waived in the final cutdown Sept. 2.

COLLEGE: Winey was a four-year letterman (1997-2000) and three-year starter at Louisiana State, where he earned third-team All-America honors and second-team All-Southeastern Conference acclaim as a senior. He started 28 games at either right or left tackle over his final three seasons, including nine as a senior in 2000 when he helped the Tigers to an average of 376.4 yards per game. Winey played in 11 games and started nine as a junior, after playing in all 11 games and starting 10 as a sophomore. He was granted a medical redshirt as a true freshman (1996) and saw reserve action in two games as a redshirt freshman. Winey was a business major.


PERSONAL: Winey was a three-year starter at tight end and defensive end for Washington-Marion High School in Lake Charles, La. He caught five passes for 77 yards and made 49 tackles, including 23 solo stops, a sack, a fumble recovery and three pass deflections as a senior. He enjoys swimming. Brandon Joseph Winey was born Jan. 27, 1978 in Lake Charles, La.

WINEY'S REGULAR SEASON RECORD

Year	Club	G	S
2001	Denver	0	0

VINCE LOMBARDI TROPHY

The Denver Broncos claimed back-to-back World Championships with their 31-24 defeat of Green Bay in Super Bowl XXXII and their 34-19 triumph over Atlanta in Super Bowl XXXIII. The franchise now owns two Vince Lombardi Trophies, which are displayed in the lobby of the Paul D. Bowlen Memorial Broncos Centre. The sterling silver trophies are created by Tiffany & Company, named for the late Vince Lombardi before Super Bowl V. Each trophy is a regulation-size silver football mounted in a kicking position on a pyramid-like stand of three concave sides. The trophy stands 20.75 inches tall, weighs 107.3 ounces, and is valued in excess of \$10,000. Each is engraved with the words "Vince Lombardi Trophy" above an NFL Shield. Below that is the engraving of the particular Super Bowl (XXXII and XXXIII), "AFC vs. NFC," the score of the game, the date and the location.



2002 DENVER BRONCOS DRAFT CHOICES BY ROUND

Rd.	CHOICE	PLAYER	Pos.	Ht.	Wt.	SCHOOL
1	19	Ashley Lelie	WR	6-3	200	Hawaii
2	51	Clinton Portis	RB	5-11	205	Miami
3	96	Dorsett Davis	DT	6-5	305	Mississippi State
4	131	Sam Brandon	S	6-2	200	UNLV
5	144	Herb Haygood	WR	5-11	193	Michigan State
6	191	Jeb Putzier	TE	6-4	256	Boise State
7a	228	Chris Young	S	6-0	210	Georgia Tech
7b	231	Monsanto Pope	DT	6-3	300	Virginia



ASHLEY LELIE

WIDE RECEIVER • 6-3 • 200

BORN: February 16, 1980 in Bellflower, Calif.

DRAFTED: 1st Round (19th overall)

HAWAII

10

Ashley Lelie is the first University of Hawaii player ever taken in the first round of the NFL Draft, and joins the Broncos' all-time scoring leader, Jason Elam, as the only two Hawaii players drafted by the Broncos. A tall, athletic wide receiver, Lelie made a name for himself at Hawaii as a former walk-on with his great speed and physical presence on the field. He finished his career as the Warriors' all-time leader in receptions (194), receiving yds.

(3,341) and touchdown receptions (32), and averaged 17.2 yds. per catch. Lelie entered the NFL Draft after a record-breaking junior season in which he set new school marks for receptions (84), receiving yds. (1,713) and touchdown receptions (19), while posting two games with double-digit receptions, seven 100-yds. games and three 200-yd. games. His 285 yds. vs. Air Force is a school record, and is followed immediately in the Warriors' record books by his 262 yds. in the season finale vs. Brigham Young. Lelie started each of his final 30 collegiate games, and caught a pass in each of his final 31 games. He earned second-team All-Western Athletic Conference honors as a sophomore in 2000 and first-team All-WAC acclaim in 2001, as well garnering mention on several All-America lists. Lelie ranks fifth on Hawaii's all-time scoring list (192) and third in all-purpose yds. (3,341). He was a physical education major.

2001: Lelie was a first-team All-America choice by The NFL Draft Report, while earning second-team recognition from CBS Sportsline and third-team honors from Football News and The Sporting News. He became the Hawaii's first All-American since 1992 when current Broncos kicker Jason Elam earned such recognition, and was the first Hawaii wide receiver to earn such accolades since 1985. Lelie was a first-team All-Western Athletic Conference selection and broke the WAC single-season records for receiving yds. (1,713) and touchdowns (19), while also tying the WAC record for most 200-yd. games in a season (3). He ranked first in the conference and second in the nation in receiving yds. per game (142.8) and ranked third in the WAC and ninth in the nation in receptions per game (7.0). Lelie also ranked fourth in the WAC and 19th in the nation in all-purpose yardage (142.8) and led the Warriors in receiving yds. in 9 of 12 games. He teamed with wide receiver Channon Harris to catch an average of 12.75 passes in 2001, forming the sixth-best duo in the nation. Lelie opened the season vs. Montana with eight catches for 163 yds. and a 26-yd. score, then added 11 catches for 181 yds. with 6- and 16-yd. touchdowns two games later vs. Rice. He caught 10 passes for 121 yds. at SMU and nine for 122 and three touchdowns vs. Fresno State before embarking on a string of three consecutive 200-yd. receiving games to close his career, during which he averaged 7.7 catches for 253 yds. and 2.7 touchdowns. Lelie began his blistering stretch with six receptions for 211 yds. and three touchdowns vs. Miami (Ohio), then set school and conference records vs. Air Force with nine catches for 285 yds., including touchdowns of 53, 47 and 76 yds. His 285 yds. shattered the previous Hawaii record of 220 yds. by Dwight Carter vs. Eastern Illinois in 1999, and he also became the first player in school annals to catch three scoring passes in a game twice in a career. In his collegiate finale Lelie caught eight passes for 262 yds. and two touchdowns, one of 80 yds. His yardage total was second on the school and conference all-time list behind only his performance a week earlier.

2000: Lelie was named first-team All-Western Athletic Conference and honorable mention All-America by The Sports Xchange, adding second-team All-WAC honors from the media and the

league's coaches. He started every game at the "Z" receiver slot and finished third in the WAC in receptions per game (6.17) and third in receiving yds. per game (92.5). Lelie led the team in receptions (74), receiving yds. (1110), touchdowns (11), all-purpose yds. (92.5) and scoring (66), and gained over 100 yds. receiving in three contests, while adding three games with at least two touchdown catches. His posted his first 100-yd. game vs. San Jose State with six catches for 125 yds., including a 51-yd. score, and notched his season highs with nine receptions for 170 yds. and two touchdowns vs. Nevada. Lelie closed the season with seven catches for 111 yds. and a touchdown vs. UNLV.

1999: Lelie played in every game, starting seven at the "Z" receiver slot and finished fourth on the team with 36 catches for 518 yds. (14.4 avg.) and two touchdowns. His top two games were a five-catch, 73-yd. performance vs. SMU and a four-catch, 78-yd. outing vs. Tulsa. He scored his first career touchdown on a 19-yd. reception vs. San Jose State, and finished the year with four catches for 43 yds. in the Oahu Bowl vs. Oregon State.

1998: Redshirt season.

HIGH SCHOOL: Lelie is a 1998 graduate of Radford High School in Honolulu, Hawaii, where he earned two letters each in football, track and basketball. He was selected to both the all-district and all-state teams in football and was an all-District choice in basketball and an all-league selection in track. Lelie was on the honor roll at Radford.

PERSONAL: Ashley Jovon Lelie was born Feb. 16, 1980 in Bellflower, California. His family makes its home in Beaufort, S.C.

LELIE'S COLLEGIATE RECORD — HAWAII

Year	G	S	No.	RECEIVING			TD
				Yds.	Avg.	LG	
1998				REDSHIRT SEASON			
1999	12	7	36	518	14.4	46	2
2000	12	12	74	1,110	15.0	55	11
2001	12	12	84	1,713	20.4	80t	19
TOTAL	36	31	194	3,341	17.2	80t	32



CLINTON PORTIS

RUNNING BACK • 5-11 • 205

BORN: September 1, 1981 in Laurel, Miss.

DRAFTED: 2nd Round (51st overall)

MIAMI

26

Clinton Portis brings outstanding speed and big-play ability to the Broncos as the 51st overall selection in the 2002 draft. He entered the NFL draft after a junior season in which he rushed for 1,200 yds. and helped Miami to an undefeated season and a national championship with a win in the Rose Bowl over Nebraska. Portis was recognized for his accomplishments with first-team All-Big East honors and third-team All-America consideration from the Associated Press. He finished his career with 440 carries for 2,523 yds. (5.7 avg.) and 20 touchdowns, trailing only Edgerrin James (2,960 yds., 1996-98) and Ottis Anderson (3,331, 1975-78) on Miami's all-time rushing list. He rushed for 100 yds. or more 14 times in his career, tying James for the school record. Portis was a business major.

2001: Portis earned first-team All-Big East honors from the league's coaches and third-team All-America acclaim from the Associated Press. He took over the tailback duties full-time for the first time in his career as a true junior and rushed for 1,200 yds. and 10 touchdowns on 220 carries (5.5 avg.), becoming only the fifth player in school history to gain more than 1,000 yds. on the ground in a season. Portis' performance ranked No. 3 on the Hurricanes' all-time single-season list behind Edgerrin James (1,416 in 1998) and Ottis Anderson (1,266 in 1978), and he helped guide Miami to an undefeated season and a national championship with a win over Nebraska in the Rose Bowl. He also caught 12 passes for 125 yds. (10.4 avg.) and a score. Portis' 10 rushing touchdowns and 11 total scores rank seventh on the school's single-season, and his eight 100-yd. performances tied the school record first set by Anderson in 1978. He averaged 120.5 all-purpose yds. per game. Portis set the tone for his season with a career-high 164 yds. on 17 carries (9.6) in the opener vs. Penn State, and followed two games later with 131 yds. and three touchdowns on 24 carries vs. Pittsburgh. He posted his second-best career game vs. Boston College, tallying 160

yds. on a career-high 36 carries, his second of five straight 100-yd. games to close the regular season. Portis added 20 carries for 104 yds., including a 39-yd. touchdown, in the Rose Bowl national championship game vs. Nebraska.

2000: Portis provided the Hurricanes with a great change of pace in a reserve role behind starting tailback James Jackson, as he rushed for 485 yds. and two touchdowns on 77 carries (6.3 avg.) in eight games. He also added 103 yds. on five receptions (20.6 avg.). Portis was spectacular in the opener vs. McNeese State, rushing for 133 yds. on nine carries (14.8), including an 82-yd. touchdown run that was the fifth-longest run from scrimmage in school history and the longest by a Hurricane since 1995. He took over for the injured James Jackson in the second half of Miami's 37-20 Sugar Bowl win over Florida and tallied 94 of his 97 rushing yds. after halftime. He rushed for 66 yds. in the 4th qtr. alone, including a game-clinching 35-yd. run.

1999: Portis was a freshman All-America selection by The Sporting News, as he became just the second true freshman to start at running back at Miami since the 1975 season. He became an integral part of the offense following Najeh Davenport's season-ending injury in the Kickoff Classic and injuries to James Jackson. Portis set a school freshman record with five 100-yd. performances, and led the team with 838 yds. and eight touchdowns on 143 carries (5.9 avg.) in 10 games. He also caught four passes for 44 yds. (11.0 avg.) and a pair of scores and recovered a fumble. Portis scored two touchdowns in his collegiate debut vs. Florida A&M, and posted his first 100-yd. game vs. East Carolina with 147 yds. and a score on 27 carries. He was outstanding vs. Pittsburgh with 131 yds. and a 34-yd. touchdown among his 20 carries, and followed with 27 rushes for 139 yds. vs. Virginia Tech. Portis notched his fourth straight 100-yd. game vs. Rutgers with 133 yds. on 17 carries, including a 3-yd. touchdown. He narrowly missed the century mark vs. Syracuse (15-98, 3 yd. TD), and closed the year on a high note with 12 carries for 117 yds. vs. Georgia Tech in the Gator Bowl, including a school bowl-game record touchdown run of 73 yds.

HIGH SCHOOL: Portis was a USA Today Honorable Mention All-American at Gainesville (Fla.) High School. He was named the No. 10 running back in the SEC Region by PrepStar; was Florida's #4 tailback on the Florida Times-Union Super 75; was rated the 39th-best player on the Tampa Tribune Florida top 50; was a Tampa Tribune Blue Chip selection; a Super Prep All-SEC Region Honorable Mention and No. 27 player in Florida, as well as first-team all-state, all-region and all-area selection. A three-year starter, Portis was the Gainesville Sun Player of the Year and set a school record rushing for 2,036 yds. as a senior. He averaged 8.0 yds. per carry and scored 26 touchdowns, and also saw action at defensive back where he had 79 tackles, three sacks and two interceptions. Portis was a standout in track and field, as well, clocking 10.6 in the 100 meters and participating on a state-record 4x100-meter relay team (40.8) and state champion 4x400-meter relay team. He posted a leap of 6'-6" in the high jump and 22'-8" in the long jump.

PERSONAL: Clinton Earl Portis was born Sept. 1, 1981 in Laurel, Miss.

PORTIS' COLLEGIATE RECORD — MIAMI, FLA.

Year	RUSHING							RECEIVING				
	G	S	No.	Yds.	Avg.	LG	TD	No.	Yds.	Avg.	LG	TD
1999	10	5	143	838	5.9	41t	8	4	44	11.0	22	2
2000	8	0	77	485	6.3	82	2	5	103	20.6	59	0
2001	11	11	220	1,200	5.5	45	10	12	125	10.4	21	1
TOTAL	29	16	440	2,523	5.7	82	20	21	272	13.0	59	1



DORSETT DAVIS MISSISSIPPI STATE
DEFENSIVE TACKLE • 6-5 • 305
BORN: January 24, 1979 in Shelby, Miss.
DRAFTED: 3rd Round (96th overall)

96

The Broncos made a draft-day trade to acquire the third-round draft pick used to select Dorsett Davis, an imposing physical specimen from Mississippi State. He came to the school as one of the most highly recruited defensive linemen in the nation out of Mississippi Delta Community College and became a two-year starter. In 32 career games he recorded 150 tackles (79 solos), including four sacks (-28 yds.) and 13 tackles for losses (-55). Davis was used as a defensive end in his first two years as a Bulldog, before moving to defensive tackle for his senior season. He did not play football in his first year at Mississippi Delta (1997), then started 10 games at left defensive end in 1998 before transferring. Davis was a fitness management major.

2001: Davis played in all 11 games and started 10 at left defensive tackle, recording 55 tackles (28 solo), including a 2-yd. sack, and had five stops for losses of 9 yds. He was also credited with three quarterback pressures and two pass deflections. Davis' only non-start came vs. Mississippi, when he played in a reserve role. He posted his highest career tackle total vs. Arkansas, posting 10 stops (7 solo), including one for a 2-yd. loss. Davis registered nine tackles, including two for losses, vs. Auburn, and also had seven vs. Memphis (5 solo), six vs. Louisiana State and five vs. Kentucky (4 solo). His lone sack came in the latter contest.

2000: Davis started nine of the first 10 games at left defensive end, with his only non-start coming vs. Auburn, when he came off the bench. For the season he recorded 54 tackles (30 solo), including a 5-yd. sack and four stops for losses of 9 yds., and also caused a fumble and deflected five passes. Davis closed the season with eight tackles vs. Texas A&M in the Independence Bowl. He also posted eight tackles on two other occasions, vs. South Carolina (4 solo) and Arkansas (5 solo), and had seven stops vs. Louisiana State. His sack came vs. Memphis, and his forced fumble came vs. Middle Tennessee.

1999: Davis was a valuable reserve defensive end in his first season at Mississippi State, recording 41 tackles (21 solo), including two sacks (-21 yds.) and four stops for losses (-37), and three pass deflections. He posted his high-tackle total of six vs. both South Carolina (3 solo) and Mississippi (3 solo), and also twice posted five tackles in a game. Davis' first sack came vs. Oklahoma State (-11), and his second came vs. Kentucky (-10). He closed the season on a high note vs. Clemson in the Peach Bowl, recording three tackles, including a stop for a loss (-2), as well as a fumble recovery and an interception.

1998: Davis was rated the third-best strongside defensive tackle in the country by Max Emfinger in his National Bluechips newsletter, a listing that combined both high school and junior college prospects, at Mississippi Delta Community College. He was one of five defensive tackles named to Emfinger's JUCO Nifty Fifty listing of the top junior college players in the country. Davis started 10 games at left defensive end after not playing in his first year of eligibility in junior college, in 1997.

HIGH SCHOOL: Davis was a USA Today honorable mention All-American on the defensive line following his senior season at East Side High School in Cleveland, Miss. He ranked with the top prep defensive linemen in the Southeast by many publications, and was considered a top prospect regardless of position by most. Davis was also selected to the Mississippi squad for the Alabama/Mississippi All-Star Football Classic after posting 102 tackles and eight sacks during his senior season, helping his team to an 11-1 record and a state playoff appearance. As a junior he made 83 tackles, including nine quarterback sacks, and recovered four fumbles. Davis was also a standout basketball player and track athlete, averaging 17 points and 10 rebounds during his junior season on the hardwood, and finished second in the state with a shot-put toss of 50'-2".

PERSONAL: Dorsett Terrell Davis was born Jan. 24, 1979 in Shelby, Miss.

DAVIS' COLLEGIATE RECORD — MISSISSIPPI STATE

Year	G	S	UT	A	TT	S-Yds.	I-Yds.	PD	FF	FR
1999	11	0	21	20	41	2-21	0-0	3	0	0
2000	10	9	30	24	54	1-5	0-0	5	1	0
2001	11	10	28	27	55	1-2	0-0	2	0	0
TOTAL	32	19	79	71	150	4-28	0-0	10	1	0



SAM BRANDON NEVADA-LAS VEGAS
SAFETY • 6-2 • 200
BORN: July 5, 1979 in Toledo, Ohio
DRAFTED: 4th Round (131st overall)

42

Sam Brandon is a superb athlete who began his career as a wide receiver before shifting to free safety as a junior. The unquestioned leader of the UNLV defense, Brandon received the team's John Robinson Man of the Year Award in 2001. He finished his career having played in 23 games on defense (all starts) and posted 181 tackles (113 solo), three interceptions and 16 pass deflections. Brandon was the Rebels' team MVP and a first-team All-Mountain West selection as a senior in 2001, after earning honorable mention acclaim as a junior in his first year on the defensive side of the ball. He was a social sciences major.

2001: Brandon earned All-Mountain West Conference first-team honors and was named his team's most valuable player following an outstanding senior season in which he started all 11 games at free safety and led the team with 99 tackles (61 solo). He also deflected nine passes, intercepted two (90 ret. yds.), recovered two fumbles and caused another. Brandon posted a career-high 17 tackles and returned an interception 70 yds. for a touchdown vs. Utah, earning MWC Player of the Week honors. His other double-digit tackle games came vs. Nevada (12), Wyoming (12), Colorado State (11) and Northwestern, and his other interception came vs. Brigham Young. Brandon closed his collegiate career with nine tackles vs. Air Force.

2000: Brandon started all 12 games at free safety and earned All-Mountain West Conference honorable mention in his first season at the position. He led the team with 82 tackles (52 solo), including a stop for a 2-yd. loss, and also posted an interception (22-yd. return), seven pass breakups and a blocked field goal. In his first game at safety, vs. Iowa State, Brandon posted six tackles, and followed with seven vs. North Texas. His blocked field goal came vs. Mississippi, and set up UNLV's tying score. He posted a season-high 11 tackles (6 solo) vs. Brigham Young, and had 10 stops vs. Air Force, Utah, Colorado and Mississippi. Brandon closed the season with eight solo tackles, a pass break-up and a 22-yd. interception return.

1999: Brandon sat out the season to fulfill academic requirements.

1998: Brandon appeared in nine games, starting three contests (Wyoming, SMU, Tulsa) at wide receiver, and finished with 12 receptions for 122 yds. (10.2) and a touchdown. He caught five passes for 26 yds. and an 11-yd. touchdown vs. Southern Methodist, and had a career-long 32-yd. reception vs. Air Force.

1997: Redshirt season.

HIGH SCHOOL: Brandon lettered three times in football at Riverside (Calif.) High School, where he helped the Huskies to a 14-0 record and a CIF championship during his junior year. He was named first team all-league in 1995-96, and was also tabbed first team All-CIF in '96. Brandon also played forward on the basketball team and competed in five track events as well, including the 200 meters.

PERSONAL: Samuel Terrill Brandon was born July 5, 1979 in Toledo, Ohio. He has two daughters, Samaya (5) and Nakayla (3).

BRANDON'S COLLEGIATE RECORD — UNLV											
Year	G	S	UT	A	TT	S-Yds.	I-Yds.	PD	FF	FR	TD-Int.
1998	9	3									
1999											
2000	12	12	52	30	82	0-0	1-22	7	0	0	0
2001	11	11	61	38	99	0-0	2-90	9	1	2	1
TOTAL	32	26	113	68	181	0-0	3-112	16	1	2	1

ADDITIONAL STATISTICS: Brandon caught 12 passes for 122 yds. (10.2) and a touchdown as a wide receiver in 1998.



HERB HAYGOOD MICHIGAN STATE
WIDE RECEIVER • 5-11 • 193
BORN: December 30, 1977 in Sarasota, Fla.
DRAFTED: 5th Round (144th overall)

13

Herb Haygood brings not only promising receiving skills to the Broncos, but offers superb skills as a kick returner, which he displayed throughout his career at Michigan State. In four years in that role he averaged 23.3 yds. and scored two touchdowns on 76 kickoff returns, including a 26.3-yd. average as a senior in 2001, which earned him numerous All-America nods from major publications. Only Tennessee Titans wide receiver Derrick Mason (2,575; 1993-96) gained more yds. on kickoff returns in MSU annals. Haygood's receiving numbers also improved from year-to-year as a Spartan, and he finished his career with 115 receptions for 1,640 yds. (14.3) and seven touchdowns, including 57 catches for 808 yds. (14.2) and four scores as a senior. A two-year starter at receiver, he ranks ninth on the MSU's career receptions list and 12th on the receiving yards list. He also wasn't afraid to mix it up as a blocker in the running game, and posted 25 tackles on special teams. Haygood was a kinesiology major at Michigan State.

2001: Haygood was a first-team All-America selection as a kickoff returner by Walter Camp and CNN/SI, adding second-team honors from The Sporting News. He earned All-Big Ten Conference

honorable mention as a receiver by the league's coaches and media, and was named the team's Outstanding Senior on both offense and special teams by the MSU Downtown Coaches Club and was the recipient of the school's Captain's Award. Haygood played in all 12 games and started seven, ranking second on the team with a career-high 57 receptions for 808 yds. (14.2) and four touchdowns. He added 6 yds. rushing on a reverse and returned 24 kickoffs for 632 yds. (26.3) and was one of only three Division 1-A players to return two kickoffs for touchdowns during the 2001 season. Only Derrick Mason (947 in 1995 and 966 in 1994) gained more yds. on kickoff returns in a season for the Spartans. Haygood posted three 100-yd. receiving games, including 132 yds. with two touchdowns on eight receptions vs. Indiana and 117 yds. on eight catches vs. Minnesota. He returned a kickoff 84 yds. for a touchdown vs. Northwestern and took one back 100 yds. for a score vs. Iowa, becoming only the second player in school history to return two kickoffs for touchdowns in the same season, joining Derek Hughes as the only Spartan to accomplish that feat in back-to-back games. His 100-yarder matched the record first set by Derrick Mason vs. Penn State in 1994 and again matched by Mason in 1995 vs. Louisiana State. In a spectacular all-around showing Haygood finished with 115 yds. on two kickoff returns, 6 yds. on a reverse and 119 yds. on nine catches, including a 15-yd. touchdown, for this third 100-yd. receiving day of the season. He closed his collegiate career with five receptions for 49 yds. and five kickoff returns for 108 yds. vs. Fresno State in the Silicon Valley Bowl.

2000: Haygood shared Michigan State's Outstanding Underclass Back Award with tailback T.J. Duckett and cornerback Cedric Henry, as he played in all 11 games and started 10. He caught 35 passes for 539 yds. (15.4) and two touchdowns, and returned 15 kickoffs for 346 yds. (23.1) with a long of 42. Haygood was outstanding vs. Notre Dame, catching three passes for a season-high 92 yds., including a 68-yd. touchdown, and returning two kickoffs for 64 yds (32.0). He caught a season-high five passes for 75 yds. vs. Northwestern, in addition to two kick returns for 64 yds. (32.0).

1999: Haygood played in all 12 games and started one, vs. Wisconsin. For the year he caught 11 passes for 145 yds. (13.2) and a touchdown, carried twice for 24 yds. (12.0) and returned 26 kickoffs for 534 yds. (20.5). In the start vs. Wisconsin Haygood caught a then-career-high five passes for 43 yds., and closed his season with six kickoff returns for 132 yds. (22.0) vs. Florida in the Citrus Bowl.

1998: Haygood played in 11 games and caught 12 passes for 148 yds. (12.3), while also rushing twice for 16 yds. (8.0) and returning 11 kickoffs for 258 yds. (23.5), and leading the special teams unit with 14 tackles (9 solo). He caught three passes in three different games (vs. Oregon, Michigan and Northwestern) and tallied a season-high 58 receiving yds. in the Northwestern game. Versus Michigan he returned two kickoffs for 82 yds. (41.0), including a 67-yarder, and delivered two special teams tackles.

HIGH SCHOOL: Haygood was a Midwest Football Recruiting Magazine All-America selection and ranked as the Southeast's No. 3 running back by The National Recruiting Advisor at Sarasota (Fla.) High School. He was also listed as one of the nation's top 10 all-purpose backs by the same scouting service and was named to Tom Lemming's Prep Football Report All-Southeast Team and SuperPrep's All-Dixie Team. A first-team all-state selection as a senior, Haygood also earned all-area honors three straight years and was selected to play in Florida's North-South All-Star Game in Jacksonville. As well, he was named the Sarasota-Manatee County All-Star Game MVP after gaining 114 yds. on 10 carries and scoring twice. Haygood was a four-year starter who rushed for 1,770 yds. (7.2 avg.) and scored 26 touchdowns in 1996. He had a single-game high 359 yds. rushing vs. Venice High School and gained 3,258 yds. rushing (6.5) and scored 41 touchdowns during his prep career.

PERSONAL: Herbert Donta Haygood was born Dec. 30, 1977 in Sarasota, Fla.

HAYGOOD'S COLLEGIATE RECORD — MICHIGAN STATE													
Year	RECEIVING							KICKOFF RETURNS					
	G	S	No.	Yds.	Avg.	LG	TD	No.	Yds.	Avg.	LG	TD	
1998	11	0	12	148	12.3	36	0	11	258	23.5	67	0	
1999	12	1	11	145	13.2	35	1	26	534	20.5	51	0	
2000	11	10	35	539	15.4	68t	2	15	346	23.1	42	0	
2001	12	7	57	808	14.2	47	4	24	632	26.3	100t	2	
TOTAL	46	18	115	1,640	14.3	68t	7	76	1,770	23.3	100t	2	

ADDITIONAL STATISTICS: Haygood rushed eight times for 42 yds. (5.3) with a long of 29 and made 25 special teams tackles (15 solo).



JEB PUTZIER

TIGHT END • 6-4 • 256

BORN: January 20, 1979 in Eagle, Idaho

DRAFTED: 6th Round (191st overall)

BOISE STATE

46

Jeb Putzier brings great size and skill to the Broncos after an outstanding career at Boise State, in which he caught 128 passes for 2,050 yds. and 19 touchdowns after walking-on to the program as a freshman. He earned first-team All-Western Athletic Conference honors in his senior season after being tabbed for honorable mention as a junior and second-team all-conference as a sophomore, playing both wide receiver and tight end. He began his career as a tight end, then switched to wide receiver for his sophomore and junior seasons before being more as a pass-catching tight end as a senior. Putzier's 12 touchdown receptions in 2001 were the most by any tight end in the country. He was an English major.

2001: Putzier started all 12 games and caught a career-high 44 passes for 824 yds. (18.7) and 12 touchdowns, most by any tight end in the nation. He was named first-team All-Western Athletic Conference, and posted three 100-yd. receiving games, while ranking sixth in the WAC in receiving yards. Putzier's season high for receptions came vs. Tulsa when he hauled in eight passes for 164 yds. (20.5) and three touchdowns, his second-highest receiving-yards total of the season. He caught six passes for a season-high 191 yds. (31.8) and three touchdowns vs. San Jose State, and added seven receptions for 112 yds. (16.0) at Louisiana Tech. Putzier also caught two touchdowns each at Fresno State and vs. Nevada, catching five passes for 80 yds. (20.0) in the Fresno State game and three passes for 73 yds. (24.3) in the latter contest.

2000: Putzier earned honorable mention All-Big West consideration at wide receiver, playing in all 11 games and ranking second on the team with 35 receptions for 592 yds. (16.9) and three touchdowns. He ranked seventh in the conference in yards and 10th in receptions, and made six catches of 25 yds. or longer on the season. Putzier's touchdown receptions came vs. Northern Iowa, Eastern Washington and North Texas, and he led the Broncos in receiving on two occasions, including a then-career high 135 yds. on seven receptions against Washington State. He also came very close to going over the century mark with six catches for 96 yds. against New Mexico State.

1999: Putzier played in all 12 games and earned second-team All-Big West Conference honors in his first year as a wide receiver, catching a team-high 39 passes for 514 yds. (13.2) and two touchdowns. He made five catches of 35 yds. or longer, and ranked sixth in the Big West in receptions and eighth in receiving yards. His two touchdown catches came against Southern Utah (14 yds.) and Eastern Washington (5 yds.), and he led the Broncos in receiving in four games during the season, while registering one 100-yd. receiving game, vs. New Mexico (5-111).

1998: Putzier was a pleasant surprise a tight end as a redshirt freshman, playing in all 11 games and catching 10 passes for 120 yds. (12.0). Two of his receptions went for touchdowns, vs. Portland State and at Louisiana Tech.

1997: Putzier was a walk-on to the Boise State program and was redshirted.

HIGH SCHOOL: Putzier was a tremendous all-around athlete at Eagle (Idaho) High School, just outside of Boise. He earned two varsity letters each in football and basketball, and one each in track and baseball. Putzier was a first team all-state selection in both football and basketball as a senior, making 54 catches for 1,024 yds. and 13 touchdowns as a wide receiver/tight end. In basketball he averaged 14 points and eight rebounds per game. Putzier also qualified for the state track meet in four events, receiving a medal in the 200 meter dash.

PERSONAL: Jebediah Lee Putzier was born Jan. 20, 1979 in Eagle, Idaho.

PUTZIER'S COLLEGIATE RECORD — BOISE STATE

Year	G	S	RECEIVING				TD
			No.	Yds.	Avg.	LG	
1997							
REDSHIRT SEASON							
1998	11	0	10	120	12.0	24	2
1999	12	12	39	514	13.2	56	2
2000	11	11	35	592	16.9	61	3
2001	12	12	44	824	18.7	59	12
TOTAL	46	35	128	2,050	16.0	59	19



CHRIS YOUNG

SAFETY • 6-0 • 210

BORN: January 23, 1980 in Senoia, Ga.

DRAFTED: 7th Round (228th overall)

GEORGIA TECH

32

Chris Young was a three-year starter at Georgia Tech who started 35 consecutive games, beginning with the final game of his true freshman season. Also a team captain, Young finished his career ranked 10th among all-time Georgia Tech defensive backs in career tackles with 219 (154 solo). His statistics also included four interceptions, five sacks (-47), nine tackles for loss (-47), two forced fumbles, three fumble recoveries and 26 pass deflections. Young began his career as a strong safety, but switched to cornerback midway through his junior season and remained at the position for the rest of his career. He was a management major.

2001: Young earned All-Atlantic Coast Conference second-team honors from The NFL Draft Report, as he lined up at strongside cornerback in all 12 games and recorded 58 tackles (40 solo), including two sacks (-11) and three stops for losses (-12). He also had one interception (14-yd. return), a career-high 11 pass deflections and two fumble recoveries—one of which he returned for a touchdown vs. North Carolina State. Young posted a season-high eight tackles (5 solo) in the opener vs. Syracuse, and the next week snared his only interception of the season vs. Navy. He had four seven-tackle performances on the year, vs. Maryland, North Carolina, Georgia and in the Seattle Bowl vs. Stanford. Young's first sack of the season came vs. Duke, in a game in which he also recovered a fumble and deflected three passes, and his second came vs. Georgia.

2000: Young started the first seven games at strong safety before moving to strongside cornerback for the final five contests. He ranked fourth on the team with 62 tackles (44 solos), including two sacks for (-26) and four stops for losses (-32), and also intercepted two passes, deflected 10 others, forced two fumbles, had three quarterback pressures and blocked a punt. Young's best all-around game was vs. North Carolina when he earned ACC Player of the Week honors as he delivered 3 tackles with a 9-yd. sack, picked off a pass in the end zone, returning it 5 yds., deflected a pair of passes and blocked a punt that Tech recovered for a touchdown. His other interception came vs. Clemson. Young twice posted eight tackles in a game, vs. Wake Forest and Georgia, and closed his season with five tackles (2 solo) vs. Louisiana State in the Peach Bowl.

1999: Young won the team's Most Improved Defensive Player award as he started every game at strong safety (only defensive back to start every game), finishing second on the team with a career-high 89 tackles (61 solos). His totals included a 6-yd. sack and two stops for losses of 3 yds., and he also recovered a fumble, intercepted one pass and deflected five others. Young posted a career-high 15 tackles (11 solo) vs. North Carolina, and also had a 12-tackle outing (6 solo) vs. Wake Forest. His interception came vs. Maryland, and he finished the year with eight stops (6 solo) and a pass deflection vs. Miami in the Gator Bowl.

1998: Young lettered as a true freshman as the backup at strong safety, and also contributed heavily on special teams. For the year he made 10 tackles (9 solo). Young started the New Mexico State game in place of injured Jerry Caldwell and made a season-high five tackles, and also added three stops vs. Duke and two vs. Wake Forest.

HIGH SCHOOL: Young was rated one of the Top 20 wide receivers in the Southeast by Prep Star at East Coweta High School in Sharpsburg, Ga. As a senior he recorded 102 solo tackles, 45 assists, one interception and four forced fumbles—one of which he returned for a touchdown—to earn all-area and all-region honors. Young also rushed for 252 yds. on 36 carries and three scores and had 10 receptions for 180 yds. and three more touchdowns, en route to team MVP honors. He lettered three times in football and once in basketball.

PERSONAL: Christopher Lamont Young was born Jan. 23, 1980 in Senoia, Ga.

YOUNG'S COLLEGIATE RECORD — GEORGIA TECH

Year	G	S	UT	A	TT	S-Yds.	I-Yds.	PD	FF	FR	TD-FR
1998	10	1	9	1	10	0-0	0-0	0	0	0	0
1999	11	11	61	28	89	1-6	1-14	5	0	1	0
2000	11	11	44	18	62	2-26	2-5	10	2	0	0
2001	12	12	40	18	58	2-11	1-14	11	0	2	1
TOTAL	44	35	154	65	219	5-43	4-33	26	2	3	1

ADDITIONAL STATISTICS: Young returned a fumble 25 yds. for a touchdown vs. North Carolina State in 2001.



MONSANTO POPE **VIRGINIA**
DEFENSIVE TACKLE • 6-3 • 300
BORN: January 27, 1978 in Norfolk, Va.
DRAFTED: 7th Round (231st overall) **75**

Monsanto Pope is a big, powerful run-stuffing force who emerged during his senior season after being a steady starter in previous seasons. He more than doubled his previous career high by posting 98 tackles (59 solo), tying the school record for an interior lineman and earning All-Atlantic Coast Conference honorable mention. Pope started 33 of the 39 games in which he played at Virginia and recorded 170 tackles (104 solo), including seven sacks (-44) and 20 stops for losses (-73). He was an anthropology major.

2001: Pope earned All-Atlantic Coast Conference honorable mention and shared the Ned McDonald Award as the team's Outstanding Defensive Player with linebacker Angelo Crowell. He came into his own as a senior, starting every game at nose guard and tying the school season record for interior linemen with 98 tackles (59 solo), including five sacks (-21) and nine stops for losses (-29), while also forcing a fumble and recovering one. Pope recorded a career-high 15 tackles (10 solo) vs. both Virginia Tech and Maryland, and added 12 (8 solo) vs. Clemson, including a 3-yd. sack of Woodrow Dantzler. His also had a solo sack vs. Florida State.

2000: Pope received the Colonel Frank C. McCue Award as the team's Outstanding Interior Lineman, starting all 11 games at strongside defensive tackle. He recorded 33 tackles (27 solo), including two sacks (-23) and six stops for losses (-31), and also forced a fumble, deflected two passes and blocked a kick.

1999: Pope started five games at defensive tackle (season opener) and end, finishing with 11 tackles (8 solo) and two stops for losses (-4). He missed six games because of a knee injury.

1998: Pope appeared in every game, starting vs. Clemson, Duke, North Carolina State, Wake Forest and Virginia Tech at nose guard. He recorded 28 tackles (10 solo), including three stops for losses (-9), and also recovered a fumble and deflected two passes.

1997: Redshirt season.

HIGH SCHOOL: Pope was a three-year starter at Hopewell (Va.) High School, where he was chosen first-team all-state Group AAA by The Associated Press and all-region at defensive end as a senior. He was also named the Central District's Defensive Player of the Year after helping lead Hopewell to the playoffs for the first time since 1988. Pope made the all-district first team at defensive end, tight end and punter, as a senior, when he was also team captain. His defensive statistics also included 88 tackles, six quarterback sacks, an interception, a blocked a kick and six forced fumbles. As a tight end he caught 10 passes for 250 yds. (25.0) and a touchdown. Pope also earned three letters in basketball and helped lead Hopewell to the Group AAA state finals as a junior. He was a first-team all-state Group AAA selection and the state's leading scorer as a senior, averaging 28 points per game.

PERSONAL: Monsanto Leshawn Pope was born Jan. 27, 1978 in Norfolk, Va.

POPE'S COLLEGIATE RECORD — VIRGINIA TECH

Year	G	S	UT	A	TT	S-Yds.	I-Yds.	PD	FF	FR
1998	11	5	10	18	28	0-0	0-0	2	0	1
1999	5	5	8	3	11	0-0	0-0	0	0	0
2000	11	11	27	6	33	2-23	0-0	2	1	0
2001	12	12	59	39	98	5-21	0-0	0	1	1
TOTAL	39	33	104	66	170	7-44	0-0	4	2	2

ROOKIE AND FIRST-YEAR PLAYERS



CHARLIE ADAMS **HOFSTRA**
WIDE RECEIVER • 6-2 • 190
BORN: October 23, 1979 **12**

Charlie Adams is a rookie free agent who signed with the Broncos April 29, 2002. He played in 45 games (40 starts) in his four-year career at Hofstra University, where he caught 159 passes for 2,649 yds. (16.7) and 26 touchdowns. Adams caught 50 passes for 937 yds. (18.7) and nine touchdowns his senior season despite missing three games. He played four years at Cumberland Valley High School in Mechanicsburg, Pa., and was All-Pennsylvania as a special teams player. Adams also ran track for two years as part of a team that captured the Mid Penn Conference Championship in 1994 and '97. He has two brothers who played at Penn State (Askari) and Florida State (Kevin). Adams was a business major at Hofstra. He was born Oct. 23, 1979 in Camp Hill, Pa.



WILL BARTHOLOMEW **TENNESSEE**
FULLBACK • 6-0 • 246
BORN: October 1, 1978 **45**

Will Bartholomew comes to the Broncos as a rookie free agent from the University of Tennessee, where he was part of a national championship team in 1998 and was a team captain. He played in 52 games (24 starts), rushing 20 times for 55 yds. and catching 25 passes for 196 yds. and one score. Bartholomew also registered 11 special teams tackles in his career with the Volunteers. He was an Academic All-Southeastern Conference pick from 1998-2001 and headed up the team's Fellowship of Christian Athletes chapter. Bartholomew, the 1997 TSSAA Class AAA Athlete of the Year, was a co-captain and MVP at Montgomery Bell Academy in Nashville, Tenn., where he also earned Nashville Defensive Player of the Year honors for 1996 as a linebacker. He was a state wrestling champ in 1997 and was class president throughout high school. Bartholomew was a finance major. His wife, Shelly, is a former Miss Teen USA. William Hurd Bartholomew was born Oct. 1, 1978 in Nashville, Tenn.



GREG BROWN (1) **TEXAS**
SAFETY • 6-2 • 210
BORN: July 30, 1979 **39**

Greg Brown returns to the Broncos for his second training camp after joining the club last year as a rookie free agent and spending the last four weeks of the season on the practice squad. Brown was initially signed May 21, 2001, waived Aug. 28, signed to the practice squad Dec. 11, then signed to a new contract Jan. 8, 2002. Brown played in 43 games at Texas and twice earned Honorable Mention All-Big 12 honors. He had 168 tackles (112 solo), six interceptions (57 yards, 2 TDs), eight pass breakups and three forced fumbles. He was a physical education major, Brown earned second-team Academic All-Big 12 recognition as a junior. He was a three-time member of the Athletic Director's Honor Roll and the Big 12 Commissioner's Honor Roll. Brown is a graduate of Catholic High School in Baton Rouge, La., where he earned first-team all-state honors and was also all-district as a wide receiver and was the team's placekicker, hitting 49-of-52 extra points and 1-of-4 field goal attempts. Brown was also an all-district kicker as a junior and ran on state champion track teams in 1995 (outdoor) and 1997 (indoor). He was born July 30, 1979 in Baton Rouge, La.



TREV FAULK **LOUISIANA STATE**
LINEBACKER • 6-2 • 241
BORN: August 6, 1981 **54**

Trev Faulk comes to the Broncos as a rookie free agent from Louisiana State, where he played in 34 games (31 starts), recording 300 tackles (194 solo), five fumble recoveries, four sacks and 18 tackles for loss, despite leaving school after his third season. He was a Butkus Award semifinalist in 2001, a second-team All-America choice, first-team All-Southeastern Conference and first-team Academic All-SEC while posting 119 tackles (77 solo) and helping lead the Tigers to the SEC title last season. Faulk earned his bachelor's degree in marketing from LSU. He is a graduate of Lafayette (La.) High School, where he was a member of various all star teams. Faulk rushed for 600 yds. while making 80 tackles as a senior. Treverance Donta Faulk was born Aug. 6, 1981 in Lafayette, La. His cousin, Kevin, plays running back for the New England Patriots.



PARIS GAINES
RUNNING BACK • 5-11 • 228
BORN: April 3, 1978

FRESNO STATE
29

Paris Gaines is a rookie free agent who will vie for a spot on the roster as a running back after a successful collegiate career at Fresno State. Gaines played in 50 games (30 starts) for the Bulldogs, playing in the same backfield with the 2002 NFL Draft's number one pick, quarterback David Carr. For his career Gaines rushed for 2,369 yds. on 514 carries (4.6) and scored 14 touchdowns. He also caught 81 passes for 892 yds. (11.0) and nine more scores. Gaines earned second-team All-

Western Athletic Conference honors in 2001 as he rushed for 1,044 yds. A communications major at FSU, he was a first-team All-CIF selection as a senior at Vista (Calif.) High School, where he rushed for 1,310 yds. in 1996. Gaines was born April 3, 1978 in Jersey City, N.J. He has a daughter, Kiara (2).



RICKY HALL (1)
WIDE RECEIVER • 6-2 • 200
BORN: January 17, 1976

VIRGINIA TECH
19

Ricky Hall spent part of last season on the Broncos' practice squad and played this past spring in the NFL Europe League with the Frankfurt Galaxy for the second year in a row. He was in training camp with Kansas City in 2001 but was waived Sept. 2. and then signed to the Broncos practice squad Nov. 15. Hall entered the NFL in 2000 as an undrafted free agent with San Francisco. He was waived by the 49ers Aug. 8 and signed to Detroit's practice squad Oct. 16, from

which he was released Nov. 7. Hall then signed to the Chiefs' practice squad Dec. 7. In two seasons at Virginia Tech he caught 62 passes for 1,048 yds. (16.9) and 11 touchdowns. Hall set a school record with 510 yards and one touchdown on 40 punt returns to earn first-team All-Big East honors as a senior. Hall began his career at Butler (Kan.) Community College, where he was a first-team JUCO All-American (70-1,500, 21.4, 18 TDs). He was all-state in football and also lettered in basketball at Thomas Dale High School in Chester, Va. Ricky Edmund Hall was born Jan. 17, 1976 in Richmond, Va.



KELLY HERNDON (1)
CORNERBACK • 5-10 • 180
BORN: November 3, 1976

TOLEDO
31

Kelly Herndon spent a good portion of the 2001 season on the Broncos' practice squad, signing with the club Oct. 24, 2001. He went through training camp with the Giants last season (signed May 15, 2001), was waived Sept. 2, signed to the practice squad Sept. 4 and waived again Sept. 18. Herndon entered the NFL in 1999 with San Francisco, signing as an undrafted free agent April 23, but was waived Sept. 6. The 49ers re-signed Herndon July 7, 2000, then waived him Aug.

28. At Toledo he played in 44 games and posted 154 career tackles. He is a graduate of Chamberlain High School in Twinsburg, Ohio. Herndon was born Nov. 3, 1976.



KENNY JACKSON (1)
LINEBACKER • 6-2 • 253
BORN: September 30, 1976

NEVADA
53

Kenny Jackson was signed by the Broncos to a future contract Jan. 22, 2002. He spent this past spring in the NFL Europe League with the Barcelona Dragons. Jackson was with Baltimore in training camp in 2001 as an undrafted free agent (signed April 27), but was waived in the final cutdown, Sept. 2. Jackson began his collegiate career at Arizona (1994-95) before transferring to Nevada, where he lettered two seasons and earned his degree. Jackson spent the first two

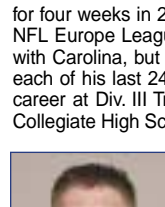
years after his graduation teaching at-risk youth in south-central Los Angeles. He is a graduate of St. Monica's Catholic High School in Santa Monica, Calif. Kenneth Leroy Jackson was born Sept. 30, 1976.



MICHAEL LIES (1)
GUARD • 6-3 • 295
BORN: September 8, 1975

KANSAS
71

Michael Lies was signed to the Broncos' practice squad Oct. 31, 2001 and waived by the club Dec. 11, before signing a new contract for the 2002 season Jan. 14. He was waived by Miami in August during training camp after playing for the Birmingham Bolts of the XFL in 2001. Lies was on Chicago's practice squad



JARED PECK
TACKLE • 6-4 • 282
BORN: May 6, 1979

NORTH DAKOTA STATE
70

Jared Peck, who joins the Broncos as a rookie free agent, will attempt to make the successful switch from tight end to tackle in the NFL. At North Dakota State Peck played in 46 games (35 starts) and caught 52 passes for 669 yds. and seven touchdowns. He caught 24 balls for 300 yds. and four touchdowns as a senior. Peck was a two-year letterwinner and first-team all-conference selection at Jefferson High School in Bloomington, Minn., where he caught 24 passes for 340 yds. and

six touchdowns as a senior. He was also all-conference in basketball two years. A criminal justice major at NDSU, Peck was born May 6, 1979 in Bloomington, Minn.



FRANK RICE (1)
WIDE RECEIVER • 6-0 • 180
BORN: February 2, 1978

COLORADO STATE
15

Frunk Rice comes back to Colorado after spending his rookie season on injured reserve with the Tampa Bay Buccaneers in 2001. He signed with the Buccaneers as an undrafted free agent April 23, 2001, but was injured in training camp and placed on injured reserve Aug. 14. He remained on IR until being waived April 17, 2002, and then signed with the Broncos May 8 after trying out during minicamp. Rice was a four-year letterwinner at Colorado State, where he caught 82 passes for 1,258

yds. (15.3) and 13 touchdowns, sixth most in school history. His play earned him All-Mountain West Conference honors as a senior, when he caught 40 balls for 541 yds. and three scores (13.5). Rice was all-state and all-conference as a senior at Serra (Calif.) High School, where he rushed for 2,800 yds., including 1,300 and 13 touchdowns as a senior. Rice was born Feb. 2, 1978 in Lynwood, Calif.



NICK ROLOVICH
QUARTERBACK • 6-1 • 197
BORN: February 16, 1979

HAWAII
2

Nick Rolovich is a rookie free agent who tried out for the Broncos during the May minicamp and was signed May 17. He put up very impressive numbers in his two years at Hawaii, where his main target was Denver's 2002 first round draft choice, Ashley Lelie. Rolovich completed 296 of 541 passes at Hawaii (54.7%) for 4,176 yds., 40 touchdowns and 13 interceptions. Last year he led Hawaii to eight wins in nine starts after replacing the injured Timmy Chang, completing 233 of 405

passes (58%) for 3,361 yds. and 34 touchdowns with just nine interceptions. Rolovich closed his career with three straight 500-yd. passing games, tallying 1,548 yds. and 20 touchdowns in those three contests alone, as Hawaii averaged 58.7 points per game. He began his collegiate career at City College of San Francisco where he was a two-time All-American (1998-99) and led his school to a national junior college championship in 1999, playing on the same team as Broncos rookie cornerback Lenny Walls. He is a 1997 graduate of Marin Catholic High School in Kentfield, Calif., where he lettered twice in football and once in baseball and helped his team win the two league football championships. Rolovich was born Feb. 16, 1979 in Daly City, Calif.



JASON SCUKANEC
CENTER • 6-2 • 295
BORN: December 17, 1978

BRIGHAM YOUNG
61

Jason Scukanec (pronounced "soo-CAN-ik") is a rookie free agent from Brigham Young, who played in 48 games (26 starts) for the Cougars and became a unanimous All-Mountain West Conference first-team pick in 2001, grading out at 82.7 % for blocking consistency. He was second-team All-MWC in 2000. Scukanec, a health sciences major at BYU, lettered three years in football and twice in track at Mountain View High School in Vancouver, Wash. He was the Greater St. Helen's

League Lineman of the Year as a senior and a three-time all-league lineman. Scukanec was born Dec. 17, 1978 in Anchorage, Alaska. He and his wife, Rebecca, have a daughter, Taylor (5).



DONNIE SPRAGAN (1) **STANFORD**
LINEBACKER • 6-3 • 239
BORN: July 12, 1976 **59**

Donnie Spragan signed with the Broncos Dec. 11, 2001 and spent the final four weeks of the season on the practice squad. He signed a new contract for 2002 on March 22. Spragan entered the NFL in 1999 as an undrafted free agent with New Orleans and spent his rookie season on injured reserve, before being waived at the end of training camp in 2000. He played in the NFL Europe League in the spring of 2001, then signed with Green Bay July 18, with whom he went through training camp before being waived Sept. 2. He spent a month on Cleveland's practice squad before signing with Denver. Spragan was a two-year starter and three-time letterwinner at Stanford (32 games/21 starts), earning All-Pac-10 honors as a senior. He finished his career with 103 tackles (75 solo), five sacks, three interceptions and 12 stops for loss. Spragan transferred to Stanford after Pacific dropped its football program following the 1995 season. A civil engineering major, Spragan was all-league at linebacker and quarterback at Logan High School in Union City, Calif., where he also lettered three times in basketball and twice in track. He was born July 12, 1976 in Oakland, Calif.



JASHON SYKES **COLORADO**
LINEBACKER • 6-2 • 236
BORN: September 25, 1979 **57**

Jashon Sykes is a rookie free agent from Colorado, where he played in 37 games (28 starts), posting 330 tackles (212 solo), including 12.5 sacks and 33 tackles for loss, as well as one interception, seven forced fumbles and four fumble recoveries. Sykes, whose senior season was reduced to just four games by a neck injury, was an ethnic studies major. He earned numerous All-America honors at Serra (Calif.) High School, where, as a senior, he made 137 tackles (62 solo), with 36 tackles for loss, five interceptions and seven fumble recoveries, and added 37 receptions for 417 yds. and 10 touchdowns on offense. Sykes also lettered three times in track and once in basketball. Since his junior year of high school, Sykes has played with a small bible on the left side of his football pants. His grandmother on her deathbed gave it to him. He also has a brother, Kelron, who played at Oregon State. Jashon was born Sept. 25, 1979 in Los Angeles, Calif.




LENNY WALLS **BOSTON COLLEGE**
CORNERBACK • 6-4 • 192
BORN: September 26, 1979 **35**

Lenny Walls is a rookie free agent from Boston College, where he played two years (21 games/16 starts) and recorded 84 tackles (64 solo), including four sacks, as well as nine interceptions, 17 pass breakups and one touchdown on an interception return. He came to Boston College from City College of San Francisco, where he played one year, 1999, and won a national junior college championship playing on the same team as Broncos rookie quarterback Nick Rolovich. Walls began his career at St. Mary's College in Moraga, Calif. (1997-98). A sociology major at B.C., Walls was team captain his senior year at Galileo High School in San Francisco, Calif. His team won the state AAA title that year. He also excelled on the track team (100m and 4x100m) and was a two-time all-city selection in basketball. Walls' twin brother, Kenny, plays basketball at B.C. Walls was born Sept. 26, 1979 in San Francisco, Calif.



SAM YOUNG (1) **ILLINOIS STATE**
CORNERBACK • 5-11 • 180
BORN: August 1, 1978 **36**

Sam Young signed with Broncos Jan. 22, 2002, and spent the spring playing in the NFL Europe League with the Berlin Thunder. He entered the NFL in 2001 as a rookie free agent with Chicago (signed 4/27/01), out of Illinois State, but was waived July 18, 2001. He then signed with Green Bay Aug. 4 and went through three weeks of training camp with the Packers before being waived Aug. 27. Young played in three preseason games with Green Bay, including one vs. Denver, Aug. 20. He was a three-year letterman at Illinois State, where he holds the school record for career pass deflections (44) and single-season pass deflections (20). Young was named first-team All-Gateway Conference in 1999 and 2000. A native of Chicago, Young was an all-city pick at Simeon High School, where he also won the city titles in the 110-meter and 300-meter hurdles as a senior. He was born Aug. 1, 1978 in Chicago.



2001 FINAL REGULAR SEASON STATISTICS (8-8)

Date	W-L	Score	Opponent	Attendance	RUSHING	No.	Yds	Avg	Long	TD
Sep 10	W	31-20	New York Giants	75,735	T. Davis	167	701	4.2	57	0
Sep 23	W	38-17	at Arizona	50,913	Anderson	175	678	3.9	62t	4
Sep 30	L	13-20	Baltimore	75,082	Gary	57	228	4.0	29	1
Oct 7	W	20-6	Kansas City	75,037	Griese	50	173	3.5	24	1
Oct 14	L	21-34	at Seattle	61,837	R. Smith	3	27	9.0	17	0
Oct 21	L	10-27	at San Diego	67,521	Kasper	3	19	6.3	27	0
Oct 28	W	31-20	New England	74,750	Coleman	4	17	4.3	8	0
Nov 5	L	28-38	at Oakland	62,637	Frerotte	10	9	0.9	4t	1
Nov 11	W	26-16	San Diego	74,951	Kennison TM	3	9	3.0	10	0
Nov 18	L	10-17	Washington	74,622	Jackson	5	7	1.4	4	0
Nov 22	W	26-24	at Dallas	64,104	Montgomery	1	5	5.0	5	0
Dec 2	L	10-21	at Miami	73,938	Carter	1	4	4.0	4	0
Dec 9	W	20-7	Seattle	74,524	Hape	2	0	0.0	0	0
Dec 16	L	23-26	at Kansas City (OT)	77,778	BRONCOS	481	1877	3.9	62t	7
Dec 30	W	23-17	Oakland	75,582	OPPONENTS	406	1492	3.7	60t	9
Jan 6	L	10-29	at Indianapolis	56,192						

TEAM STATISTICS

	Den	Opp
TOTAL FIRST DOWNS	304	292
Rushing	106	86
Passing	174	176
Penalty	24	30
3rd Down: Made/Att	83/219	63/191
3rd Down Pct.	37.9	33.0
4th Down: Made/Att	4/10	4/10
4th Down Pct.	40.0	40.0
POSSESSION AVG.	31:23	28:37
TOTAL NET YARDS	4817	4774
Avg. Per Game	301.1	298.4
Total Plays	1034	960
Avg. Per Play	4.7	5.0
NET YARDS RUSHING	1877	1492
Avg. Per Game	117.3	93.3
Total Rushes	481	406
NET YARDS PASSING	2940	3282
Avg. Per Game	183.8	205.1
Sacked/Yards Lost	42/268	39/279
Gross Yards	3208	3561
Att./Completions	511/312	515/308
Completion Pct.	61.1	59.8
Had Intercepted	19	22
PUNTS/AVERAGE	82/44.7	77/47.0
NET PUNTING AVG.	82/36.5	77/38.1
PENALTIES/YARDS	95/917	100/853
FUMBLES/BALL LOST	24/8	26/15
TOUCHDOWNS	35	38
Rushing	7	9
Passing	26	23
Returns	2	6

SCORE BY PERIODS

	1	2	3	4	OT	PTS
BRONCOS	50	128	89	73	0	340
OPPONENTS	65	94	58	119	3	339

SCORING

	TD	Ru	Pa	Ret	K-PAT	FG	S	PTS
Elam	0	0	0	0	31/31	31/36	0	124
R. Smith	11	0	11	0			0	68
De. Clark	6	0	6	0			0	36
Anderson	4	4	0	0			0	26
Carswell	4	0	4	0			0	26
Hape	3	0	3	0			0	18
Frerotte	1	1	0	0			0	6
Gary	1	1	0	0			0	6
Griese	1	1	0	0			0	6
Kennison TM	1	0	1	0			0	6
McCaffrey	1	0	1	0			0	6
O'Neal	1	0	0	1			0	6
Walker	1	0	0	1			0	6
BRONCOS	35	7	26	2	31/31	31/36	0	340
OPPONENTS	38	9	23	6	36/37	25/29	0	339

2-Pt. Conversions: Anderson, Carswell, R. Smith, **BRONCOS 3-4, OPPONENTS 0-1**

SACKS: Pryce 7.0, Romanowski 7.0, Washington 4.0, Brown 3.0, Gold 3.0, Hayward 3.0, Wilson 3.0, Berry 2.0, Kennedy 2.0, McGlockton 1.0, Mobley 1.0, Pittman 1.0, Reagor 1.0, Woodall 1.0, **BRONCOS 39.0, OPPONENTS 42.0**

	Att	Cmp	Yds	Cmp%	Yds/Att	TD	TD%	Int	Int%	Long	Sack/Lost	Rating
Griese	451	275	2827	61.0	6.27	23	5.1	19	4.2	65t	38/241	78.5
Frerotte	48	30	308	62.5	6.42	3	6.3	0	0.0	26t	3/21	101.7
Jackson	12	7	73	58.3	6.08	0	0.0	0	0.0	19	1/6	76.0
BRONCOS	511	312	3208	61.1	6.28	26	5.1	19	3.7	65t	42/268	80.6
OPPONENTS	515	308	3561	59.8	6.91	23	4.5	22	4.3	72t	39/279	77.8

2001 FINAL REGULAR SEASON DEFENSIVE STATISTICS

Tackles, assists, fumbles, sacks and passes defended compiled from official coaches statistics.
All other statistics compiled from press box statistics

PLAYER	SOLO	ASSIST	TOTAL	SACKS/	INT./	PD	FF	FR
				Yds.	Yds.			
1. Mobley	101	32	133	1/6	1/17	3	2	3
2. Wilson	98	30	128	3/25	0/0	7	1	0
3. Romanowski	84	32	116	7/44	0/0	2	1	0
4. Brown	78	20	98	3/26	2/0	8	1	1
5. Kennedy	70	22	92	2/18	1/6	6	0	0
6. O'Neal	53	7	60	0/0	9/115	18	0	0
Washington	44	16	60	4/29	0/0	0	1	1
8. Pryce	42	13	55	7/50	0/0	3	2	0
9. Walker	44	8	52	0/0	3/60	3	0	0
10. Pittman	43	7	50	1/14	0/0	1	1	1
11. McGlockton	39	4	43	1/8	2/17	3	1	0
12. Gold	22	6	28	3/14	0/0	2	1	0
13. Spencer	21	2	23	0/0	3/25	9	0	1
14. Hayward	16	6	22	3/21	0/0	0	0	0
15. Berry	13	4	17	2/12	0/0	1	0	2
16. Lett	14	1	15	0/0	0/0	1	0	0
17. Davis, E.	6	5	11	0/0	0/0	1	0	1
18. Coghill	5	1	6	0/0	1/0	0	0	0
Reagor	6	0	6	1/6	0/0	0	0	0
20. Johnson	4	1	5	0/0	0/0	0	0	0
21. Woodall	3	1	4	1/6	0/0	0	0	0
22. Burns	2	1	3	0/0	0/0	0	0	0
23. Jenkins	1	0	1	0/0	0/0	0	0	0
TOTAL	809	219	1,028	39/279	22/240	68	11	10

NOTE: Special teams and miscellaneous tackles not included in above statistics.

Miscellaneous Tackles — R. Smith 5, Griese 4, Nalen 3, Carswell 2, Clark 1, Hape 1, Cole 1, Poole 1, Kennison 1, T. Davis 1, Jackson 1, Lepsis 1, Montgomery 1.

Miscellaneous Forced Fumbles — R. Smith 1.

Miscellaneous Fumble Recoveries — Jackson 2\$, Griese 2\$, Mobley 1@, Neil 1@, Carswell 1, Rouen 1, T. Davis 1, Teague 1, Carter 1.

Blocked Punt — None.

Blocked Kick — Lett (vs. N.Y. Giants, 9/10).

Defensive Touchdowns — Walker (39-yard interception return vs. New England, 10/28).

Special Teams Touchdowns — O'Neal (86-yard punt return at Seattle, 10/14).

Two-Point Conversion Stops — Brown (vs. San Diego, 11/11).

\$—Own recovery; @—Recovery of teammate's fumble

2001 REGULAR SEASON SPECIAL TEAMS STATISTICS

Based on unofficial press box statistics

PLAYER	TACKLES	FORCED FUM.	FUM. RECOV.
1. Burns	21	1	2
Coghill	21	2	0
3. Gold	18	0	2
Cole	8	1	0
Spencer	8	0	0
6. Smith, D.	7	0	1
7. Kasper	6	0	0
Woodall	6	0	0
9. Berry	5	0	0
Diaz-Infante	5	0	0
Reagor	5	0	0
12. Kennedy	4	0	0
Mobley	4	0	0
14. Clark, Da.	3	0	0
Davis, E.	3	0	0
Jenkins	3	0	0
17. Carter	1	1	0
Dominguez	1	0	0
Elam	1	0	0
Montgomery	1	0	0
TOTAL	131	5	5

2001 REGULAR SEASON MISCELLANEOUS STATISTICS

DRIVE ENGINEERING

Quarterback	Drives											Points		Pts./Drive	Quarterback		Directing Offense**	
	Started	TD	FG	FGA	PNT	DWN	TRN	SAF	CLK	RPL	Yielded	Ret.	Yards		Plays	Yards	Avg.	
Brian Griese	175	29	27	4	75	5	24	0	10	2	285	1.62	31.8%	36.6%	917	4235	4.6	
Gus Frerotte	*13	4	2	1	5	0	1	0	2	0	34	2.62	46.2%	63.6%	88	473	5.4	
Jarious Jackson	6	0	2	0	2	0	1	0	1	0	6	1.00	33.3%	40.0%	29	109	3.8	
DENVER	195	33	3	5	82	5	26	0	13	(2)	325	1.67	32.8%	37.9%	1034	4817	4.7	
OPPONENTS	187	32	25	4	77	4	32	0	13	(1)	298	1.59	30.5%	35.0%	960	4774	5.0	

*The second number is the percentage the quarterback has put his team in position to score, allowing for missed field goals and subtracting those drives ended by the clock and replaced due to injury. Quarterbacks who leave the game during a drive only get a replacement credit if team goes on to earn at least one first down. *Frerotte replaced Griese on two occasions: at Arizona (9/23) and vs. Seattle (12/9), thus Frerotte's "drives ended by" add up to two more than his drives started.]

KICKOFF ANALYSIS

Kicker	Total	No. Ret.	FC	MF	TB	EZ+	OB	OnS	SQB	Opp. OSY	Ret. ASY	Ret. O28	Ret. O28
Jason Elam	80	69	0	0	10	2	1	(2)	(0)	2176	1936	O27	O28
DENVER	80	69	0	0	10	2	1	(2)	(0)	2176	1936	O27	O28
OPPONENTS	76	66	0	0	9	2	1	(3)	(0)	2071	1851	O27	O28

(KEY: MF—muffed; EZ+—through or over end zone; OSY—Opponent Starting Yardline; ASY—Average Starting Yardline; Ret—averages using returned kicks only. OnS, short squibs (SQB) and pop-over kicks are omitted in figuring the above; Out-of-bounds are not. Returns on inside kicks are omitted from the above.)

FIRST DOWNS

Team	Rushing			Passing			Overall			Times Gained					Miscellany			
	Plays	Yds.	Avg.	Plays	Yds.	Avg.	Plays	Yds.	Avg.	20+	10+	5+	2-	0	Neg	TD	QBS	
DENVER	237	960	4.1	221	1254	5.7	458	2214	4.83	17	85	181	204	95	45	18	18	11
OPPONENTS	215	780	3.6	220	1546	7.0	435	2326	5.35	21	87	181	200	102	45	14	12	9

YARDS GAINED BY DOWN

Team	1st Down			2nd Down			3rd Down			4th Down			Season		
	Att	Yards	Avg.	Att	Yards	Avg.	Att	Yards	Avg.	Att	Yards	Avg.	Att	Yards	Avg.
DENVER	458	2214	4.8	347	1654	4.8	219	907	4.1	10	42	4.2	1034	4817	4.7
OPPONENTS	435	2326	5.3	324	1602	4.9	191	818	4.3	10	28	2.8	960	4774	5.0

THIRD-DOWN EFFICIENCY

Team	3rd Down and—										Second							
	1	2	3	4	5	6	7	8	9	10	11-14	15-19	20+	Rush	Pass	Half	Total	Pct.
DENVER	29-33	6-16	10-24	5-13	8-16	1-11	3-18	10-15	2-13	7-19	2-19	0-18	0-4	28-63	55-156	47-118	83-219	37.9
OPPONENTS*	10-14	9-19	7-14	6-9	9-20	3-15	7-16	1-11	2-11	4-19	4-25	1-13	0-5	15-44	48-147	27-89	63-191	33.0

AVERAGE YARDS TO GO: Denver 7.0 (219/1527); Opponents 7.6 (191/1458).

TURNOVER ANALYSIS

DENVER'S 27 turnovers led to 90 Opponent points: 10 TD, 7 FG; 26.5% of Opponents' total points (339).
OPPONENTS' 37 turnovers led to 80 Denver points: 8 TD, 8 FG; 23.5% of Denver's total points (340).

AVERAGE STARTING FIELD POSITION

	Denver	Opponent
Drives Started	195	187
Cumulative Starting Yardline	6058	5937
Average Field Position	D31	O32
Drives Started In Plus Territory	26	31
Scores/TD,FG	177/10	167/9
Punts/Downs	1/1	5/1
Turnovers/Ran Out Clock	0/5	2/5
Drives Started Inside Own 20/At Own 20	40/30	44/24

SCORING PCT. INSIDE-THE-20 (RED ZONE)

	Denver	Opponent
Times Penetrated Opponent 20	54	49
Total Scores	48	42
Touchdowns	28	22
Field Goals-Attempts	20-21	20-22
Turnovers/Downs	0/3	4/1
Ran Out Clock Not Trying To Score	2	0
Scores From Outside The 20/TD,FG	16/5,11	15/10,5
Scoring Percentage	88.8	85.7
Adjusted (to allow for running out clock)	92.3	85.7

YARDS LOST DUE TO PENALTY

	Denver	Opponent
Times Penalized After Offensive Gain	19	15
Yards Lost Due To Penalties	223	187
Touchdowns Cost	1	1
Field Goals Cost	0	1
First Downs Lost	11	8

EXPANDED PUNTING

Kicker	Punts	Yards	Avg.	Number Returned	Return Yards	Avg. Return	Long	Pct. Not Returned	Pct.	Inside Opp. Terr.	Adjusted 50 & Out								
											Net Avg.	In20	In10	TB	FC	No.	Yds.	Avg.	
Jason Elam	81	3668	45.28	48	517	10.8	65t	40.7	36.93	25	30.9	5	8	8	12	435	69	3233	46.9

2001 FINAL PRESEASON STATISTICS (3-1)

DATE	W-L SCORE	OPPONENT	ATTENDANCE	RUSHING	No.	Yds	Avg	Long	TD
Aug 11	W 20-6	at Dallas	46,883	Anderson	49	223	4.6	21	1
Aug 20	L 7-22	at Green Bay	59,177	Gary	34	151	4.4	18	0
Aug 25	W 31-24	New Orleans	74,063	Coleman	19	109	5.7	44	0
Aug 31	W 35-7	San Francisco	73,855	T. Davis	19	76	4.0	20t	1

TEAM STATISTICS

	Den	Opp
TOTAL FIRST DOWNS	87	52
Rushing	31	18
Passing	48	27
Penalty	8	7
3rd Down: Made/Att	24/48	20/55
3rd Down Pct.	50.0	36.4
4th Down: Made/Att	1/4	1/2
4th Down Pct.	25.0	50.0
POSSESSION AVG.	32:44	27:16
TOTAL NET YARDS	1472	929
Avg. Per Game	368.0	232.3
Total Plays	254	216
Avg. Per Play	5.8	4.3
NET YARDS RUSHING	617	325
Avg. Per Game	154.3	81.3
Total Rushes	138	102
NET YARDS PASSING	855	604
Avg. Per Game	213.8	151.0
Sacked/Yards Lost	10/67	4/25
Gross Yards	922	629
Att./Completions	106/76	110/58
Completion Pct.	71.7	52.7
Had Intercepted	2	4
PUNTS/AVERAGE	10/39.4	22/44.2
NET PUNTING AVG.	10/31.9	22/38.5
PENALTIES/YARDS	29/281	32/250
FUMBLES/BALL LOST	11/8	11/1
TOUCHDOWNS	12	5
Rushing	4	2
Passing	5	2
Returns	3	1

	No.	Yds	Avg	Long	TD
BRONCOS	138	617	4.5	44	4
OPPONENTS	102	325	3.2	18	2

	No.	Yds	Avg	Long	TD
RECEIVING					
R. Smith	11	141	12.8	28	0
De. Clark	9	126	14.0	37	0
Kennison	9	96	10.7	20	1
Kasper	8	96	12.0	25	0
McCaffrey	6	130	21.7	58t	2
McGriff	6	102	17.0	34	0
Cole	5	56	11.2	25	0
Carter	5	37	7.4	25	0
Montgomery	4	33	8.3	11	0
Hape	3	32	10.7	29	2
Anderson	3	15	5.0	7	0
Carswell	2	13	6.5	9	0
Gary	2	9	4.5	6	0
Miller	1	23	23.0	23	0
T. Davis	1	7	7.0	7	0
Coleman	1	6	6.0	6	0
BRONCOS	76	922	12.1	58t	5
OPPONENTS	58	629	10.8	37	2

	No.	Yds	Avg	Long	TD
INTERCEPTIONS					
Suttle	1	48	48.0	48t	1
Mobley	1	30	30.0	30t	1
E. Davis	1	24	24.0	24t	1
E. Brown	1	14	14.0	14	0
BRONCOS	4	116	29.0	48t	3
OPPONENTS	2	9	4.5	9	0

	No.	Yds	Avg	Long	TD
PUNTING					
Harris TM	7	261	37.3	26.7	0
Rouen	3	133	44.3	44.0	0
BRONCOS	10	394	39.4	41.0	6
OPPONENTS	22	973	44.2	38.5	2

	TD	Ru	Pa	Ret	K-PAT	FG	S	PTS
Elam	0	0	0	0	12/12	2/4	0	18
Hape	2	0	2	0	0	0	12	0
Jackson	2	2	0	0	0	0	12	0
McCaffrey	2	0	2	0	0	0	12	0
Anderson	1	1	0	0	0	0	6	0
E. Davis	1	0	0	1	0	0	6	0
T. Davis	1	1	0	0	0	0	6	0
Kennison	1	0	1	0	0	0	6	0
Mobley	1	0	0	1	0	0	6	0
Suttle	1	0	0	1	0	0	6	0
Lindsey	0	0	0	0	0/0	1/2	0	3
BRONCOS	12	4	5	3	12/12	3/6	0	93
OPPONENTS	5	2	2	1	5/5	8/11	0	59

	TD	Ru	Pa	Ret	K-PAT	FG	S	PTS
Elam	0	0	0	0	12/12	2/4	0	18
Hape	2	0	2	0	0	0	12	0
Jackson	2	2	0	0	0	0	12	0
McCaffrey	2	0	2	0	0	0	12	0
Anderson	1	1	0	0	0	0	6	0
E. Davis	1	0	0	1	0	0	6	0
T. Davis	1	1	0	0	0	0	6	0
Kennison	1	0	1					

2001 FINAL PRESEASON DEFENSIVE STATISTICS

based on unofficial press box statistics

Player	UT	A	TT	S-Yds.	I-Yds.	PD	FF	FR	Player	UT	A	TT	S-Yds.	I-Yds.	PD	FF	FR
1. Woodall	14	5	19	0-0	0-0	0	0	0	18. London	5	0	5	0-0	0-0	0	0	0
2. Jenkins	8	5	13	0-0	0-0	0	0	0	Burns	2	3	5	0-0	0-0	0	0	0
3. Gold	8	3	11	0-0	0-0	1	1	0	20. Clark	4	0	4	0-0	0-0	0	0	0
4. Hayward	7	2	9	0-0	0-0	1	0	0	Marshall	4	0	4	0-0	0-0	0	0	0
5. O'Neal	7	1	8	1-9	0-0	3	0	0	Spencer	4	0	4	0-0	0-0	3	0	0
Johnson	6	2	8	0-0	0-0	0	0	0	McGlockton	3	1	4	0-0	0-0	0	0	0
Reagor	5	3	8	0-0	0-0	0	0	0	24. Davis	3	0	3	0-0	1-24t	2	0	0
Romanowski	5	3	8	0-0	0-0	0	0	1	Pittman	2	1	3	0-0	0-0	1	0	0
Mobley	3	5	8	0-0	1-30t	2	0	0	Pounds	2	1	3	0-0	0-0	0	0	0
10. Kennedy	6	1	7	0-0	0-0	0	0	0	28. McDonald	2	0	2	0-0	0-0	0	0	0
Walker	6	1	7	0-0	0-0	1	0	0	Suttle	2	0	2	0-0	1-48t	1	0	0
Brown, E.	5	2	7	0-0	1-14	1	0	0	30. Brown, G.	1	0	1	0-0	0-0	0	0	0
Coghill	5	2	7	0-0	0-0	1	0	0	Lett	1	0	1	0-0	0-0	0	0	0
14. Berry	6	0	6	2-4	0-0	0	0	0	Middlebrooks	1	0	1	0-0	0-0	0	0	0
Washington	6	0	6	1-12	0-0	0	0	0	Gustin	0	1	1	0-0	0-0	0	0	0
Wilson	6	0	6	0-0	0-0	0	1	0	34. Tanuvasa	0	0	0	0-0	0-0	2	0	0
Pryce	5	1	6	0-0	0-0	0	0	0	TEAM	144	43	187	4-25	4-116	18	2	1

SPECIAL TEAMS TACKLES: Cole 3, Marshall 3, Gold 2, Montgomery 2, Burns, Gustin, Jenkins, Kasper, Kennedy, Middlebrooks, Miller, Pounds, D. Smith. **SPECIAL TEAMS FORCED FUMBLES:** Gold. **SPECIAL TEAMS FUMBLE RECOVERIES:** Coleman, Kasper, Reagor. **BLOCKED KICKS:** Miller. **MISCELLANEOUS TACKLES:** Fordham, Hamilton, Kennison.

DENVER'S REGULAR SEASON RECORD WAS...

4-1 when leading after first quarter	1-0 when Denver passes for 300 yards
7-3 when leading after second quarter	1-0 when opponent passes for 300 yards
7-2 when leading after third quarter	0-1 when playing in domes
2-4 when trailing after first quarter	8-7 when playing outdoors
1-4 when trailing after second quarter	1-2 when playing on artificial turf
1-4 when trailing after third quarter	7-6 when playing on natural grass
5-3 when Denver scores first	3-4 when winning the coin toss
3-5 when opponent scores first	5-4 when losing the coin toss
0-0 when tied at the half	8-3 when scoring 20 or more points
7-3 when Denver rushes for 100 yards	3-7 when yielding 20 or more points
1-7 when opponent rushes for 100 yards	0-1 in overtime games
6-2 when winning turnover margin	0-6 when losing turnover margin

Opponent	GIVEAWAYS			TAKEAWAYS			Differential	Result
	Fmbl.	Int.	Total	Fmbl.	Int.	Total		
NEW YORK GIANTS	0	0	0	0	0	0	—	W
@Arizona	0	0	0	2	1	3	+3	W
BALTIMORE	1	2	3	0	1	1	-2	L
KANSAS CITY	0	1	1	0	4	4	+3	W
@Seattle	0	3	3	1	0	1	-2	L
@San Diego	1	2	3	1	1	2	-1	L
NEW ENGLAND	0	2	2	0	5	5	+3	W
@Oakland	0	2	2	1	0	1	-1	L
SAN DIEGO	1	0	1	1	4	5	+4	W
WASHINGTON	2	0	2	3	0	3	+1	L
@Dallas	0	1	1	2	0	2	+1	W
@Miami	1	1	2	1	0	1	-1	L
SEATTLE	1	1	2	0	2	2	—	W
@Kansas City	1	0	1	2	1	3	+2	L
OAKLAND	0	0	0	1	2	3	+3	W
@Indianapolis	0	4	4	0	1	1	-3	L
REG. SEASON TOTALS	8	19	27	15	22	37	+10	11-5

BLOCKS	FGs	PATs	PUNTS	TOTAL
By Denver	0	1	0	1
By Opponents	1	0	1	2

2001 INDIVIDUAL SINGLE-GAME HIGHS

BRONCOS

YARDS RUSHING	155	Mike Anderson, vs. Kansas City, Oct. 7
RUSHING ATTEMPTS	33	Terrell Davis, vs. San Diego, Nov. 11
	33	Mike Anderson, at Dallas, Nov. 22
RUSHING TOUCHDOWNS	1	seven times; last by Brian Griese, vs. Oakland, Dec. 30
YARDS PASSING (GROSS)	330	Brian Griese, vs. New York Giants, Sept. 10
PASS ATTEMPTS	41	Brian Griese, at San Diego, Oct. 21
PASS COMPLETIONS	26	Brian Griese, at San Diego, Oct. 21
TOUCHDOWN PASSES	3	Brian Griese, vs. New York Giants, Sept. 10
	3	Brian Griese, at Arizona, Sept. 23
PASSES HAD INTERCEPTED	4	Brian Griese, at Indianapolis, Jan. 6
RECEPTIONS	14	Rod Smith, at Arizona, Sept. 23
RECEIVING YARDS	162	Rod Smith, at Arizona, Sept. 23
RECEIVING TOUCHDOWNS	2	Rod Smith, at Arizona, Sept. 23
	2	Rod Smith, at Oakland, Nov. 5
TOTAL YARDS FROM SCRIMMAGE	162	Rod Smith, at Arizona, Sept. 23
FIELD GOALS	4	Jason Elam, vs. San Diego, Nov. 11
	4	Jason Elam, at Dallas, Nov. 22
TACKLES	13	John Mobley, at Indianapolis, Jan. 6
INTERCEPTIONS	4	Deltha O'Neal, vs. Kansas City, Oct. 7
SACKS	3	Reggie Hayward, vs. Seattle, Dec. 9
LONGEST RUN FROM SCRIMMAGE	62	Mike Anderson (TD), vs. Kansas City, Oct. 7
LONGEST PASS COMPLETION	65	Rod Smith from Brian Griese, vs. New England, Oct. 28
LONGEST INTERCEPTION RETURN	42	Deltha O'Neal, vs. Kansas City, Oct. 7
LONGEST PUNT RETURN	86	Deltha O'Neal (TD), at Seattle, Oct. 14
LONGEST KICKOFF RETURN	52	Chris Cole, at San Diego, Oct. 21
LONGEST PUNT	64	Tom Rouen, vs. New York Giants, Sept. 10
LONGEST FIELD GOAL	50	Jason Elam, vs. New England, Oct. 28
	50	Jason Elam, at Dallas, Nov. 22

OPPONENTS

YARDS RUSHING	142	Shaun Alexander, at Seattle, Oct. 14
RUSHING ATTEMPTS	33	Shaun Alexander, at Seattle, Oct. 14
RUSHING TOUCHDOWNS	2	Shaun Alexander, at Seattle, Oct. 14
	2	Zack Crockett, at Oakland, Nov. 5
	2	Troy Hambrick, at Dallas, Nov. 22
YARDS PASSING (GROSS)	313	Rich Gannon, vs. Oakland, Dec. 30
PASS ATTEMPTS	49	Rich Gannon, vs. Oakland, Dec. 30
PASS COMPLETIONS	35	Rich Gannon, vs. Oakland, Dec. 30
TOUCHDOWN PASSES	3	Kerry Collins, vs. New York Giants, Sept. 10
	3	Rich Gannon, vs. Oakland, Dec. 30
PASSES HAD INTERCEPTED	4	Trent Green, vs. Kansas City, Oct. 7
	4	Tom Brady, vs. New England, Oct. 28
	4	Doug Flutie, vs. San Diego, Nov. 11
RECEPTIONS	9	Troy Brown, vs. New England, Oct. 28
	9	Tim Brown, at Oakland, Nov. 5
	9	Michael Westbrook, vs. Washington, Nov. 18
	9	Jerry Rice, vs. Oakland, Dec. 30
	9	Charlie Garner, vs. Oakland, Dec. 30
	9	Marvin Harrison, at Indianapolis, Jan. 6
RECEIVING YARDS	145	David Boston, at Arizona, Sept. 23
RECEIVING TOUCHDOWNS	2	Amani Toomer, vs. New York Giants, Sept. 10
	2	Jeff Graham, at San Diego, Oct. 21
	2	Tim Brown, at Oakland, Nov. 5
	2	Marvin Harrison, at Indianapolis, Jan. 6
TOTAL YARDS FROM SCRIMMAGE	171	Dominic Rhodes, at Indianapolis, Jan. 6
FIELD GOALS	5	Mike Vanderjagt, at Indianapolis, Jan. 6
TACKLES	13	Zach Thomas, at Miami, Dec. 2
INTERCEPTIONS	2	Reggie Tongue, vs. Seattle, Oct. 14
SACKS	3	Chad Bratzke, at Indianapolis, Jan. 6
LONGEST RUN FROM SCRIMMAGE	60	Shaun Alexander (TD), at Seattle, Oct. 14
LONGEST PASS COMPLETION	72	Curtis Conway from Doug Flutie (TD), vs. San Diego, Nov. 11
LONGEST INTERCEPTION RETURN	56	Kenny Mixon (TD), at Miami, Dec. 2
LONGEST PUNT RETURN	65	Reggie Swinton (TD), at Dallas, Nov. 22
LONGEST KICKOFF RETURN	88	Ronney Jenkins (TD), at San Diego, Oct. 21
LONGEST PUNT	90	Rodney Williams, vs. New York Giants, Sept. 10
LONGEST FIELD GOAL	51	Wade Richey, at San Diego, Oct. 21

2001 TEAM SINGLE-GAME HIGHS

BRONCOS

	High	Low
TOTAL FIRST DOWNS	27 at Arizona, Sept. 23	10 vs. Washington, Nov. 18
TOTAL NET YARDS	473 vs. New York Giants, Sept. 10	186 vs. Washington, Nov. 18
TOTAL OFFENSIVE PLAYS	76 vs. San Diego, Nov. 11	55 vs. Oakland, Dec. 30
NET YARDS RUSHING	197 vs. Kansas City, Oct. 7	61 vs. Baltimore, Sept. 30
RUSHING ATTEMPTS	41 vs. San Diego, Nov. 11	20 at Seattle, Oct. 14
NET YARDS PASSING	330 vs. New York Giants, Sept. 10	98 vs. Washington, Nov. 18
PASS ATTEMPTS	41 at San Diego, Oct. 21	20 vs. Kansas City, Oct. 7
PASS COMPLETIONS	26 at San Diego, Oct. 21	11 vs. Kansas City, Oct. 7
	26 at Oakland, Nov. 5	11 vs. Washington, Nov. 18
PASSES HAD INTERCEPTED	4 at Indianapolis, Jan. 6	0 six times, last vs. Oakland, Dec. 30
TIMES SACKED	5 vs. Baltimore, Sept. 30	0 vs. New York Giants, Sept. 10
	5 at Indianapolis, Jan. 6	
PENALTIES	12 at Seattle, Oct. 14	2 vs. Oakland, Dec. 30
		2 at Indianapolis, Jan. 6
YARDS PENALIZED	148 at Seattle, Oct. 14	11 vs. Oakland, Dec. 30
FUMBLES	6 vs. Washington, Nov. 18	0 five times, last vs. Oakland, Dec. 30
FUMBLES LOST	2 vs. Washington, Nov. 18	0 nine times, last at Indianapolis, Jan. 6
INTERCEPTIONS MADE	5 vs. New England, Oct. 28	0 six times, last at Miami, Dec. 2
SACKS MADE	5 vs. Seattle, Dec. 9	0 three times, last at Miami, Dec. 2
	5 at Kansas City, Dec. 16	
FUMBLES FORCED	3 at Dallas, Nov. 22	0 seven times, last at Indianapolis, Jan. 6
FUMBLES RECOVERED	3 vs. Washington, Nov. 18	0 six times, last at Indianapolis, Jan. 6
TIME OF POSSESSION	39:54 vs. San Diego, Nov. 11	26:40 vs. Washington, Nov. 18

OPPONENTS

	High	Low
TOTAL FIRST DOWNS	27 at Oakland, Nov. 5	9 vs. San Diego, Nov. 11
TOTAL NET YARDS	396 at Kansas City, Dec. 16	191 at Dallas, Nov. 22
TOTAL OFFENSIVE PLAYS	68 vs. Oakland, Dec. 30	49 at Arizona, Sept. 23
		49 vs. San Diego, Nov. 11
NET YARDS RUSHING	161 at Seattle, Oct. 14	27 at Dallas, Nov. 22
RUSHING ATTEMPTS	40 at Seattle, Oct. 14	16 at Dallas, Nov. 22
		16 vs. Oakland, Dec. 30
NET YARDS PASSING	283 vs. Oakland, Dec. 30	93 at Seattle, Oct. 14
PASS ATTEMPTS	49 vs. Oakland, Dec. 30	18 at Seattle, Oct. 14
PASS COMPLETIONS	35 vs. Oakland, Dec. 30	12 at Seattle, Oct. 14
		12 vs. San Diego, Nov. 11
PASSES HAD INTERCEPTED	5 vs. New England, Oct. 28	0 six times, last at Miami, Dec. 2
TIMES SACKED	5 vs. Seattle, Dec. 9	0 vs. Baltimore, Sept. 30
		0 at Oakland, Nov. 5
PENALTIES	11 at Oakland, Nov. 5	0 at Miami, Dec. 2
		2 vs. Kansas City, Oct. 7
YARDS PENALIZED	93 at Oakland, Nov. 5	15 vs. Kansas City, Oct. 7
FUMBLES	6 vs. Washington, Nov. 18	0 vs. Kansas City, Oct. 7
		0 vs. Seattle, Dec. 9
FUMBLES LOST	3 vs. Washington, Nov. 18	0 at Indianapolis, Jan. 6
INTERCEPTIONS MADE	4 at Indianapolis, Jan. 6	0 six times, last at Indianapolis, Jan. 6
SACKS MADE	5 vs. Baltimore, Sept. 30	0 six times, last vs. Oakland, Dec. 30
	5 at Indianapolis, Jan. 6	0 vs. New York Giants, Sept. 10
FUMBLES FORCED	2 at Arizona, Sept. 23	0 six times, last vs. Oakland, Dec. 30
	2 vs. Washington, Nov. 18	
	2 at Miami, Dec. 2	
	2 at Kansas City, Dec. 16	
FUMBLES RECOVERED	2 vs. Washington, Nov. 18	0 eight times, last at Indianapolis, Jan. 6
TIME OF POSSESSION	33:20 vs. Washington, Nov. 18	20:06 vs. San Diego, Nov. 11

LONGEST SCORING DRIVES OF 2001

Most Plays:	Broncos: 17 (vs. New England, Oct. 28, FG, 66 yards, 8:40)
	Opponent: 13 (vs. Kansas City, Oct. 7, FG, 70 yards, 3:47)
Most Yards:	Broncos: 88 (at Arizona, Sept. 23, TD, 6 plays, 3:19)
	Opponent: 90 (vs. New York Giants, Sept. 10, TD, 10 plays, 2:01)
Most Time:	Broncos: 8:40 (vs. New England, Oct. 28, FG, 17 plays, 66 yards)
	Opponent: 7:17 (at Arizona, FG, 11 plays, 69 yards)

SHORTEST SCORING DRIVES OF 2001

Fewest Plays:	Broncos: 1 (at Arizona, Sept. 23, TD, 34 yards, 0:10)
	1 (vs. Baltimore, Sept. 30, TD, 3 yards, 0:04)
	1 (vs. Kansas City, Oct. 7, TD, 4 yards, 0:05)
	1 (vs. New England, Oct. 28, TD, 65 yards, 0:24)
	1 (vs. San Diego, Nov. 11, TD, 3 yards, 0:04)
	1 (at Dallas, Nov. 22, TD, 4 yards, 0:04)
	Opponent: 1 (at Oakland, Nov. 5, TD, 3 yards, 0:04)
Fewest Yards:	Broncos: 0 (vs. Oakland, Dec. 30, FG, 4 plays, 0:28)
	Opponent: -2 (vs. New England, Oct. 28, FG, 4 plays, 2:39)
Least Time:	Broncos: 0:04 (vs. Baltimore, Sept. 30, 1 play, 3 yards)
	0:04 (vs. San Diego, Nov. 11, TD, 1 play, 3 yards)
	0:04 (at Dallas, Nov. 22, TD, 1 play, 4 yards)
	Opponent: 0:04 (at Oakland, Nov. 5, TD, 1 p lay, 3 yards)

2001 SACK CHART

Bertrand Berry (2.0) — 1 vs. Seattle (12/9); 1 at Kansas City (12/16)

Eric Brown (3.0) — 1 at Seattle (10/14); 1 vs. Washington (11/18); 1 at Dallas (11/22)

Ian Gold (3.0) — 1 vs. N.Y. Giants (9/10); 1 at Dallas (11/22); 1 vs. Oakland (12/30)

Reggie Hayward (3.0) — 3 vs. Seattle (12/9)

Kenoy Kennedy (2.0) — 1 at Kansas City (12/16); 1 at Indianapolis (1/6)

Chester McGlockton (1.0) — 1 vs. Kansas City (10/7)

John Mobley (1.0) — 1 vs. Washington (11/18)

Kavika Pittman (1.0) — 1 vs. New England (10/28)

Trevor Pryce (7.0) — 1 vs. N.Y. Giants (9/10); 1 at Arizona (9/23); 1 vs. Kansas City (10/7); 1 vs. New England (10/28); 1 vs. San Diego (11/11); 1 vs. Seattle (12/9); 1 at Kansas City (12/16)

Montae Reagar (1.0) — 1 at Dallas (11/22)

Bill Romanowski (7.0) — 1 vs. N.Y. Giants (9/10); 2 at San Diego (10/21); 1 vs. Washington (11/18); 2 at Kansas City (12/16); 1 vs. Oakland (12/30)

Keith Washington (4.0) — 1 at Arizona (9/23); 1 at Seattle (10/14); 1 at Dallas (11/22); 1 vs. Oakland (12/30)

Al Wilson (3.0) — 1 at Arizona (9/23); 1 vs. Kansas City (10/7); 1 at San Diego (10/21)

Lee Woodall (1.0) — 1 vs. Kansas City (10/7)

2001 INTERCEPTION CHART

Eric Brown (2) — 1 at San Diego (10/21); 1 vs. New England (10/28)

George Coghill (1) — 1 vs. San Diego (11/11)

Kenoy Kennedy (1) — 1 vs. Oakland (12/30)

Chester McGlockton (2) — 1 vs. Baltimore (9/30); vs. Seattle (12/9)

John Mobley (1) — 1 vs. San Diego (11/11)

Deltha O'Neal (9) — 4 vs. Kansas City (10/7); 2 vs. New England (10/28); 1 vs. San Diego (11/11); 1 vs. Oakland (12/30); 1 at Indianapolis (1/6)

Jimmy Spencer (3) — 1 vs. San Diego (11/11); 1 vs. Seattle (12/9); 1 at Kansas City (12/16)

Denard Walker (3) — 1 at Arizona (9/23); 2 vs. New England (10/28)

2001 OFFENSIVE GAME-BY-GAME STATISTICS

	N.Y. Giants	at Arizona	Baltimore	Kansas City	at Seattle	at San Diego	New England	at Oakland	San Diego	Washington	at Dallas	at Miami	Seattle	at Kansas City	Oakland	at Indianapolis
First Downs																
Total	25	27	13	15	20	19	18	26	19	10	19	19	20	22	15	17
Rushing	11	9	3	9	2	8	6	6	7	3	8	8	5	6	6	9
Passing	13	15	9	6	13	10	11	18	11	6	9	10	12	15	8	8
Penalty	1	3	1	0	5	1	1	2	1	1	2	1	3	1	1	1
Third-Down Efficiency																
Attempts	11	12	16	15	12	14	13	11	17	16	14	14	14	16	12	12
Converted	3	2	5	7	6	6	6	4	6	5	4	6	7	7	4	5
Efficiency	27%	17%	31%	47%	50%	43%	46%	36%	35%	31%	29%	43%	50%	44%	33%	42%
Fourth-Down Efficiency																
Attempts	1	2	1	0	0	0	0	2	1	1	0	1	1	0	0	0
Converted	0	2	0	0	0	0	0	1	0	0	0	1	0	0	0	0
Efficiency	0%	100%	0%	0%	0%	0%	0%	50%	0%	0%	0%	0%	100%	0%	0%	0%
Total Offense																
Net Yards	473	381	228	300	281	263	355	366	338	186	279	273	309	335	231	219
Plays	65	69	62	61	59	66	61	65	76	61	69	66	67	70	55	62
Avg./play	7.3	5.5	3.7	4.9	4.8	4.0	5.8	5.6	4.4	3.0	4.0	4.1	4.6	4.8	4.2	3.5
Rushing																
Net Yards	143	147	61	197	92	81	86	119	117	88	119	147	165	94	106	115
Attempts	36	37	24	39	20	21	29	23	42	27	39	32	28	34	25	25
Avg./rush	4.0	4.0	2.5	5.1	4.6	3.9	3.0	5.2	2.8	3.3	3.1	4.6	5.9	2.8	4.2	4.6
TFL - yds.	5-10	0-0	1-6	2-6	2-2	1-5	3-6	2-11	8-25	0-0	3-5	2-4	3-4	4-12	4-12	1-3
Passing																
Net Yards	330	234	167	103	189	182	269	247	221	98	160	126	144	241	125	104
Sacks	0	1	5	2	3	4	2	4	3	3	1	1	2	2	4	5
Yds. Lost	0	8	24	18	20	30	14	24	3	16	11	9	14	13	17	47
Gross Yds.	330	242	191	121	209	212	283	271	224	114	171	135	158	254	142	151
Attempts	29	31	33	20	36	41	30	38	31	31	29	33	37	34	26	32
Compl.	21	22	17	11	24	26	19	26	21	11	17	18	21	23	18	16
Pct.	72%	71%	52%	55%	67%	63%	63%	68%	68%	36%	59%	55%	57%	63%	73%	50%
Int.	0	0	2	1	3	2	0	2	0	0	1	1	1	0	0	4
Avg./play	11.4	7.3	4.4	4.7	4.8	4.0	8.4	5.9	6.5	2.9	5.3	3.7	3.7	6.7	4.2	2.8
Kickoffs																
No.	6	8	4	5	4	3	6	6	7	3	7	3	5	6	1	3
In End Zone-TB	6-2	3-1	3-1	2-2	0-0	0-0	0-0	0-0	1-1	1-1	1-0	1-0	1-0	0-0	1-1	0-0
Punts																
No.	4	4	6	5	5	6	4	2	6	9	6	6	4	5	5	5
Yards	201	217	279	245	182	270	182	80	319	354	279	286	160	196	190	228
Avg.	50.3	54.3	46.5	49.0	36.4	45.0	45.5	40.0	53.2	39.3	46.5	47.7	40.0	39.2	38.0	45.6
Net Avg.	44.3	40.0	37.7	39.2	26.4	37.2	38.3	40.0	52.3	33.3	26.5	37.5	30.8	31.8	34.6	38.2
Had Blocked	0	0	0	0	1	0	0	0	0	0	0	0	0	0	0	0
Kicks, Had Blocked																
Field Goals-PATs	0-0	0-0	0-0	0-0	0-0	0-0	1-0	0-0	0-0	0-0	0-0	0-0	0-0	0-0	0-0	0-0
Punt Returns																
No.	3	2	3	0	2	2	0	1	2	2	4	2	3	1	2	2
Yards	54	20	15	0	92	14	0	3	26	0	63	10	49	26	19	14
Avg.	18.0	10.0	5.0	0.0	46.0	7.0	0.0	3.0	13.0	0.0	15.8	5.0	16.3	26.0	9.5	7.0
Kickoff Returns																
No.	2	2	5	3	6	6	3	7	2	3	4	4	2	6	4	8
Yards	47	53	165	62	136	182	87	162	76	55	68	62	45	106	93	177
Avg.	23.5	26.5	33.0	20.7	22.7	30.3	29.0	23.1	38.0	18.3	17.0	15.5	22.5	17.7	23.3	22.1
Interception Returns																
No.	0	1	1	4	0	1	5	0	4	0	0	0	2	1	2	1
Yards	0	21	17	69	0	0	70	0	24	0	0	0	0	18	21	0
Avg.	0.0	21.0	17.0	17.3	0.0	0.0	14.0	0.0	6.0	0.0	0.0	0.0	0.0	18.0	10.5	0.0
Penalties																
Number	6	4	4	8	12	8	6	7	4	7	6	5	6	8	2	2
Yds. Lost	36	32	52	53	148	61	66	71	20	57	65	39	45	146	11	15
Fumbles																
No.	1	2	1	0	1	1	0	0	2	6	0	3	2	4	0	1
Lost	0	0	1	0	0	1	0	0	1	2	0	1	1	1	0	0
Touchdowns																
Total TDs	4	4	1	2	3	1	4	3	2	1	2	1	2	2	2	1
Rush	1	1	0	1	0	0	1	0	0	1	0	0	1	1	1	0
Pass	3	3	1	1	2	1	2	3	2	1	1	1	2	1	1	1
Returns	0	0	0	0	1	0	1	0	0	0	0	0	0	0	0	0
Extra Points																
Made-Attempts	4-4	4-4	1-1	2-2	3-3	1-1	4-4	2-3	2-2	1-1	2-2	1-1	2-2	2-2	2-2	1-1
Kicking Md.-Att.	4-4	4-4	1-1	2-2	3-3	1-1	4-4	0-0	2-2	1-1	2-2	1-1	2-2	2-2	2-2	1-1
Rushing Md.-Att.	0-0	0-0	0-0	0-0	0-0	0-0	0-0	1-2	0-0	0-0	0-0	0-0	0-0	0-0	0-0	0-0
Passing Md.-Att.	0-0	1-1	0-0	0-0	0-0	0-0	0-0	1-1	0-0	0-0	0-0	0-0	0-0	0-0	0-0	0-0
Field Goals																
Made-Attempts	1-2	3-3	2-2	2-2	0-0	1-2	1-1	2-3	4-4	1-1	4-4	1-1	2-2	3-4	3-3	1-2
Red Zone Efficiency																
Scored-Attempts	3-5	3-6	1-2	1-2	2-2	1-2	2-3	2-4	2-7	1-2	2-4	1-1	2-3	2-4	2-5	1-2
Efficiency	60%	50%	50%	50%	100%	50%	67%	50%	29%	50%	50%	100%	67%	50%	40%	50%
Goal-to-Go Efficiency																
Scored-Attempts	2-3	3-3	1-1	1-2	2-2	1-1	2-3	2-4	1-2	1-1	2-3	1-1	1-2	1-1	1-2	1-2
Efficiency	67%	100%	100%	50%	100%	100%	67%	50%	50%	100%	67%	100%	50%	100%	50%	50%
Safeties																
No.	0	0	0	0	0	0	0	0	0	0	0	0	0	0	0	0
Total Points	31	38	13	20	21	10	31	28	26	10	26	10	20	23	23	10
Time of Poss.	34:39	34:03	29:42	31:12	28:52	26:57	29:09	28:57	39:54	26:40	36:34	34:44	31:18	27:16	29:30	27:22

2001 DEFENSIVE GAME-BY-GAME STATISTICS

	N.Y. Giants	at Arizona	Baltimore	Kansas City	at Seattle	at San Diego	New England	at Oakland	San Diego	Washington	at Dallas	at Miami	Seattle	at Kansas City	Oakland	at Indianapolis
First Downs																
Total	17	14	16	16	21	22	21	27	9	18	16	12	15	22	24	22
Rushing	4	3	5	2	11	4	7	10	4	6	5	5	2	8	3	7
Passing	11	11	9	13	6	18	9	14	4	10	9	6	11	11	21	13
Penalty	2	0	2	1	4	0	5	3	1	2	2	1	2	3	0	2
Third-Down Efficiency																
Attempts	14	9	14	11	12	10	14	9	12	15	10	12	14	9	12	14
Converted	6	2	3	3	6	3	6	4	3	5	1	4	5	4	2	6
Efficiency	43%	22%	21%	27%	50%	30%	43%	44%	25%	33%	10%	33%	36%	44%	17%	43%
Fourth-Down Efficiency																
Attempts	0	1	0	1	0	0	1	1	0	0	0	0	3	0	3	0
Converted	0	1	0	0	0	0	0	1	0	0	0	0	1	0	1	0
Efficiency	0%	100%	0%	0%	0%	0%	0%	100%	0%	0%	0%	0%	33%	0%	33%	0%
Total Offense																
Net Yards	308	308	333	297	254	379	300	356	243	245	191	218	277	396	334	335
Plays	56	49	64	61	60	67	65	64	49	66	53	50	63	59	68	66
Avg./play	5.5	6.3	5.2	4.9	4.2	5.7	4									

2001 GAME-BY-GAME STARTERS

OFFENSE

GAME	WR	LT	LG	C	RG	RT	TE	WR	QB	RB	FB	OTHER
New York Giants	Smith	Teague	Friedman	Nalen	Neil	Lepis	Carswell	McCaffrey	Griese	Davis	Hape	
@ Arizona	Smith	Teague	Friedman	Nalen	Neil	Lepis	Carswell	Kennison	Griese	Anderson		Clark, De.
Baltimore	Smith	Teague	Friedman	Nalen	Neil	Lepis	Carswell		Griese	Anderson	Hape	Clark, De.
Kansas City	Smith	Teague	Friedman	Nalen	Neil	Lepis	Carswell	Kennison	Griese	Anderson	Hape	
@ Seattle	Smith	Teague	Friedman	Nalen	Neil	Lepis	Carswell	Kennison	Griese	Anderson	Hape	
@ San Diego	Smith	Teague	Friedman	Nalen	Herndon	Lepis	Carswell	Kennison	Griese	Anderson	Hape	
New England	Smith	Teague	Friedman	Nalen	Neil	Lepis	Carswell	Kennison	Griese	Anderson	Hape	
@ Oakland	Smith	Teague	Friedman	Nalen	Neil	Lepis	Carswell	Kennison	Griese	Davis	Hape	
San Diego	Smith	Teague	Friedman	Nalen	Neil	Lepis	Carswell	Poole	Griese	Davis	Carter	
Washington	Smith	Teague	Herndon	Nalen	Neil	Lepis	Carswell	Poole	Griese	Anderson	Carter	
@ Dallas	Smith	Teague	Herndon	Nalen	Neil	Lepis	Carswell	Poole	Griese	Gary	Carter	
@ Miami	Cole	Teague	Friedman	Nalen	Neil	Lepis	Carswell	Kasper	Griese	Davis		Clark, De.
Seattle	Smith	Teague	Friedman	Nalen	Neil	Lepis	Carswell	Kasper	Griese	Davis		Clark, De.
@ Kansas City	Kasper	Teague	Friedman	Nalen	Neil	Lepis	Carswell		Frerotte	Davis	Carter	Hape
Oakland	Smith	Teague	Friedman	Nalen	Neil	Lepis	Carswell	Kasper	Griese	Davis	Carter	
@ Indianapolis	Smith	Teague	Friedman	Nalen	Neil	Lepis	Carswell	Cole	Griese	Davis	Carter	

DEFENSE

GAME	LDE	LDT	RDT	RDE	WLB	MLB	SLB	LCB	RCB	FS	SS	OTHER
New York Giants	Washington	McGlockton	Pryce	Pittman	Mobley	Wilson	Romanowski	O'Neal	Walker	Kennedy	Brown	
@ Arizona	Washington	McGlockton	Pryce	Pittman	Mobley	Wilson	Romanowski	O'Neal	Walker	Kennedy	Brown	
Baltimore	Washington	McGlockton	Pryce	Pittman	Mobley	Wilson	Romanowski	O'Neal	Walker	Kennedy	Brown	
Kansas City	Washington	McGlockton	Pryce	Pittman	Mobley	Wilson	Romanowski	O'Neal	Walker	Kennedy	Brown	
@ Seattle	Washington	McGlockton	Pryce	Pittman	Mobley	Wilson	Romanowski	O'Neal	Walker	Kennedy	Brown	
@ San Diego	Washington	McGlockton	Pryce	Pittman	Mobley	Wilson	Romanowski	O'Neal	Walker	Kennedy	Brown	
New England	Washington	McGlockton	Pryce	Pittman	Mobley	Wilson	Romanowski	O'Neal	Walker	Kennedy	Brown	
@ Oakland	Washington	McGlockton	Pryce	Pittman	Mobley	Wilson	Romanowski	O'Neal	Walker	Kennedy	Brown	
San Diego	Washington	McGlockton	Pryce	Pittman	Mobley	Wilson	Romanowski	O'Neal	Walker	Kennedy	Brown	
Washington	Washington	McGlockton	Pryce	Pittman	Mobley	Wilson	Romanowski	O'Neal	Walker	Kennedy	Brown	
@ Dallas	Washington	McGlockton	Pryce	Pittman	Mobley	Wilson	Romanowski	O'Neal	Walker	Kennedy	Brown	
@ Miami	Washington	McGlockton	Pryce	Pittman	Mobley	Wilson	Romanowski	O'Neal	Walker	Kennedy	Brown	
Seattle	Washington	McGlockton	Pryce	Pittman	Mobley	Wilson	Romanowski	O'Neal	Walker	Kennedy	Brown	
@ Kansas City	Washington	McGlockton	Pryce	Pittman	Mobley	Wilson	Romanowski	O'Neal	Walker	Kennedy	Brown	
Oakland	Washington	McGlockton	Pryce	Hayward	Mobley	Wilson	Romanowski	O'Neal	Spencer	Kennedy	Brown	
Indianapolis	Washington	McGlockton	Pryce	Hayward	Mobley	Wilson	Romanowski	O'Neal	Walker	Kennedy	Brown	

2001 GAME-BY-GAME PARTICIPATION

Player	N.Y. Giants	at Arizona	Baltimore	Kansas City	at Seattle	at San Diego	New England	at Oakland	San Diego	Washington	at Dallas	at Miami	Seattle	at Kansas City	Oakland	at Indianapolis	P-S-DNP-INA
Anderson																	
Berry																	
Beuerlein	INA	INA	INA	IR	IR	IR	IR	IR	IR	IR	IR	IR	IR	IR	IR	IR	16-7-0-0
Brown, C.	PS	PS	PS	PS	PS	PS	PS	PS	PS	PS	PS	PS	PS	PS	PS	PS	14-0-0-2
Brown, E.	S	S	S	S	S	S	S	S	S	S	S	S	S	S	S	S	0-0-0-0
Brown, G.	NWT	NWT	NWT	NWT	NWT	NWT	NWT	NWT	NWT	NWT	NWT	NWT	NWT	NWT	NWT	NWT	16-0-0-0
Burns	P	P	P	P	P	P	P	P	P	P	P	P	P	P	P	P	0-0-0-0
Carlisle	P	P	P	P	P	P	P	P	P	P	P	P	P	P	P	P	16-0-0-0
Carswell	P	P	P	P	P	P	P	P	P	P	P	P	P	P	P	P	16-0-0-0
Carter	P	P	P	P	P	P	P	P	P	P	P	P	P	P	P	P	16-6-0-0
Clark, De.	PS	PS	PS	PS	PS	PS	PS	PS	PS	PS	PS	PS	PS	PS	PS	PS	16-0-0-0
Clark, D.	P	P	P	P	P	P	P	P	P	P	P	P	P	P	P	P	7-0-0-0
Coghill	P	P	P	P	P	P	P	P	P	P	P	P	P	P	P	P	16-4-0-0
Cole	P	P	P	P	P	P	P	P	P	P	P	P	P	P	P	P	16-0-0-0
Coleman	NWT	NWT	NWT	NWT	NWT	NWT	NWT	NWT	NWT	NWT	NWT	NWT	NWT	NWT	NWT	NWT	16-2-0-0
Davis, E.	P	P	P	P	P	P	P	P	P	P	P	P	P	P	P	P	4-0-0-1
Davis, T.	S	INA	INA	INA	INA	INA	INA	INA	INA	INA	INA	INA	INA	INA	INA	INA	16-0-0-0
Diaz-Infante	P	P	P	P	P	P	P	P	P	P	P	P	P	P	P	P	8-8-0-8
Dominguez	PS	PS	PS	PS	PS	PS	PS	PS	PS	PS	PS	PS	PS	PS	PS	PS	16-0-0-0
Elam	P	P	P	P	P	P	P	P	P	P	P	P	P	P	P	P	12-0-0-1
Feuill	PS	PS	PS	PS	PS	PS	PS	PS	PS	PS	PS	PS	PS	PS	PS	PS	16-0-0-0
Frerotte	DNP	P	DNP	DNP	DNP	DNP	DNP	DNP	DNP	DNP	DNP	DNP	DNP	DNP	DNP	DNP	0-0-0-0
Friedman	S	S	S	S	S	S	S	S	S	S	S	S	S	S	S	S	4-1-10-0
Gary	P	P	P	P	P	P	P	P	P	P	P	P	P	P	P	P	15-14-1-0
Gold	P	P	P	P	P	P	P	P	P	P	P	P	P	P	P	P	9-1-0-2
Griese	S	S	S	S	S	S	S	S	S	S	S	S	S	S	S	S	16-0-0-0
Griffith	IR	IR	IR	IR	IR	IR	IR	IR	IR	IR	IR	IR	IR	IR	IR	IR	15-15-0-1
Hall	NWT	NWT	NWT	NWT	NWT	NWT	NWT	NWT	NWT	NWT	NWT	NWT	NWT	NWT	NWT	NWT	0-0-0-0
Hamilton	INA	INA	INA	INA	INA	INA	INA	INA	INA	INA	INA	INA	INA	INA	INA	INA	0-0-0-16
Hape	S	P	S	S	S	S	S	S	S	S	S	S	S	S	S	S	15-8-0-1
Hayward	INA	INA	INA	INA	INA	INA	INA	INA	INA	INA	INA	INA	INA	INA	INA	INA	6-2-0-10
Herndon, K.	NWT	NWT	NWT	NWT	NWT	NWT	NWT	NWT	NWT	NWT	NWT	NWT	NWT	NWT	NWT	NWT	0-0-0-0
Herndon, S.	INA	INA	INA	INA	INA	INA	INA	INA	INA	INA	INA	INA	INA	INA	INA	INA	5-3-1-10
Hughley	NWT	NWT	NWT	NWT	NWT	NWT	NWT	NWT	NWT	NWT	NWT	NWT	NWT	NWT	NWT	NWT	0-0-0-2
Husak	NWT	NWT	NWT	NWT	NWT	NWT	NWT	NWT	NWT	NWT	NWT	NWT	NWT	NWT	NWT	NWT	0-0-0-2
Jackson	3QB	3QB	3QB	3QB	3QB	3QB	3QB	3QB	3QB	3QB	3QB	3QB	3QB	3QB	3QB	3QB	1-0-2-13
Jenkins	P	P	P	P	P	P	P	P	P	P	P	P	P	P	P	P	6-0-0-0
Johnson	P	P	P	P	P	P	P	P	P	P	P	P	P	P	P	P	9-0-1-6
Kasper	P	P	P	P	P	P	P	P	P	P	P	P	P	P	P	P	10-4-0-6
Kennedy	S	S	S	S	S	S	S	S	S	S	S	S	S	S	S	S	16-0-0-0
Kennison	S	S	S	S	S	S	S	S	S	S	S	S	S	S	S	S	8-6-0-1
Lepis	P	P	P	P	P	P	P	P	P	P	P	P	P	P	P	P	16-16-0-0
Lett	P	P	P	P	P	P	P	P	P	P	P	P	P	P	P	P	12-0-0-4
Lies	NWT	NWT	NWT	NWT	NWT	NWT	NWT	NWT	NWT	NWT	NWT	NWT	NWT	NWT	NWT	NWT	0-0-0-0
McCaffrey	S	IR	IR	IR	IR	IR	IR	IR	IR	IR	IR	IR	IR	IR	IR	IR	1-1-0-0
McGeoghan	NWT	NWT	NWT	NWT	NWT	NWT	NWT	NWT	NWT	NWT	NWT	NWT	NWT	NWT	NWT	NWT	2-0-0-5
McGlockton	S	S	S	S	S	S	S	S	S	S	S	S	S	S	S	S	16-16-0-0
McGriff	INA	P	P	P	P	P	P	P	NWT	NWT	NWT	NWT	NWT	NWT	NWT	NWT	5-0-0-1
Middlebrooks	P	P	P	P	P	P	P	P	INA	DNP	INA	INA	INA	INA	P	P	8-0-1-7
Mobley	S	S	S	S	S	S	S	S	S	S	S	S	S	S	S	S	16-16-0-0
Montgomery	PS	PS	PS	PS	PS	PS	PS	PS	PS	PS	PS	PS	PS	PS	PS	PS	8-0-0-2
Moore	NWT	NWT	NWT	NWT	NWT	NWT	NWT	NWT	NWT	NWT	NWT	NWT	NWT	NWT	NWT	NWT	0-0-0-2
Nalen	S	S	S	S	S	S	S	S	S	S	S	S	S	S	S	S	16-16-0-0
Neil	S	S	S	S	S	S	S	S	INA	S	S	S	S	S	S	S	15-15-0-1
O'Neal	S	S	S	S	S	S	S	S	S	S	S	S	S	S	S	S	16-16-0-0
Osborne	NWT	NWT	NWT	NWT	NWT	NWT	NWT	NWT	NWT	PS	NWT	NWT	NWT	NWT	NWT	NWT	0-0-0-0
Pittman	S	S	S	S	S	S	S	S	S	S	S	S	S	S	S	S	14-14-0-0
Poole	NWT	INA	INA	INA	P	P	P	P	DNP	P	P	P	P	P	P	P	6-3-1-6
Pryce	S	S	S	S	S	S	S	S	S	S	S	S	S	S	S	S	16-16-0-0
Reagor	INA	INA	INA	INA	INA	INA	INA	INA	INA	INA	P	P	P	P	P	P	8-0-0-8
Romanowski	S	S	S	S	S	S	S	S	S	S	S	S	S	S	S	S	16-16-0-0
Rouen	P	P	P	P	P	P	P	P	P	P	P	P	P	P	P	P	16-0-0-0
Smith, D.	P	P	P	P	P	P	P	P	INA	P	P	P	P	P	P	P	15-0-0-1
Smith, R.	S	S	S	S	S	S	S	S	S	S	S	S	S	S	S	S	15-14-0-1
Spencer	P	P	P	P	P	P	P	P	P	P	P	P	P	P	P	P	16-1-0-0
Spragan	NWT	NWT	NWT	NWT	NWT	NWT	NWT	NWT	NWT	NWT	NWT	NWT	NWT	NWT	NWT	NWT	0-0-0-0
Teague	S	S	S	S	S	S	S	S	S	S	S	S	S	S	S	S	16-16-0-0
Thomas	NWT	NWT	NWT	NWT	NWT	NWT	NWT	NWT	NWT	NWT	NWT	NWT	NWT	NWT	NWT	NWT	0-0-0-0
Tovlessi	IR	IR	IR	IR	IR	IR	IR	IR	IR	IR	IR	IR	IR	IR	IR	IR	0-0-0-0
Walker	S	S	S	S	S	S	S	S	S	S	S	S	S	S	S	S	16-15-1-0
Washington	S	S	S	S	S	S	S	S	S	S	S	S	S	S	S	S	16-16-0-0
Wheatley	NWT	NWT	NWT	NWT	PS	PS</											

2001 INDIVIDUAL GAME-BY-GAME STATISTICS — RUSHING

Game	DAVIS				GARY				ANDERSON				HAPE			
	Att.	Yds.	LG	TD	Att.	Yds.	LG	TD	Att.	Yds.	LG	TD	Att.	Yds.	LG	TD
N.Y. Giants	21	101	26	0	Special Teams Only				6	10	7	1	2	0	0	0
@Arizona	Inactive (right knee)				14	90	29	1	19	58	12	0	0	0	—	0
Baltimore	Inactive (right knee)				6	16	4	0	12	34	9	0	0	0	—	0
Kansas City	Inactive (right knee)				9	28	8	0	22	155	62t	1	0	0	—	0
@Seattle	Inactive (right knee)				1	3	3	0	17	51	7	0	0	0	—	0
@San Diego	Inactive (right knee)				5	21	7	0	11	50	24	0	0	0	—	0
New England	Inactive (right knee)				10	37	9	0	14	40	16	1	0	0	—	0
@Oakland	17	70	16	0	Inactive				5	44	18	0	0	0	—	0
San Diego	33	83	13	0	Inactive				4	23	11	0	0	0	—	0
Washington	Inactive (left knee)				10	28	7	0	13	31	6	0	0	0	—	0
@Dallas	Inactive (left knee)				2	5	5	0	33	118	12	1	0	0	—	0
@Miami	20	97	14	0	Injured Reserve				6	24	7	0	0	0	—	0
Seattle	19	109	57	0	Injured Reserve				2	5	3	0	0	0	—	0
@Kansas City	21	70	16	0	Injured Reserve				1	8	8	0	0	0	—	0
Oakland	18	89	34	0	Injured Reserve				5	7	4	0	0	0	—	0
@Indianapolis	18	82	12	0	Injured Reserve				5	20	7	0	Inactive (ankle)			
TOTAL	167	701	57	0	57	228	29	1	175	678	62t	4	2	0	0	0

Game	COLEMAN				GRIESE				FREROTTE				R. SMITH			
	Att.	Yds.	LG	TD	Att.	Yds.	LG	TD	Att.	Yds.	LG	TD	Att.	Yds.	LG	TD
N.Y. Giants	Not With Team				5	8	11	0	Did Not Play				2	24	17	0
@Arizona	Not With Team				0	0	—	0	4	-1	1	0	0	0	—	0
Baltimore	Not With Team				5	17	15	0	Did Not Play				0	0	—	0
Kansas City	Not With Team				8	14	12	0	Did Not Play				0	0	—	0
@Seattle	Not With Team				2	38	21	0	Did Not Play				0	0	—	0
@San Diego	Not With Team				4	7	5	0	Did Not Play				1	3	3	0
New England	Not With Team				4	-1	2	0	Did Not Play				0	0	—	0
@Oakland	Not With Team				0	0	—	0	0	0	—	0	0	0	—	0
San Diego	Not With Team				5	11	8	0	Did Not Play				0	0	—	0
Washington	Not With Team				4	29	24	0	Did Not Play				0	0	—	0
@Dallas	Not With Team				4	-4	-1	0	Did Not Play				0	0	—	0
@Miami	2	9	5	0	3	13	9	0	Did Not Play				Inactive (left ankle)			
Seattle	2	8	8	0	2	18	9	0	2	-2	-1	0	0	0	—	0
@Kansas City	0	0	—	0	Inactive—3rd QB				4	12	4t	1	0	0	—	0
Oakland	Inactive				2	10	5t	1	Injured Reserve				0	0	—	0
@Indianapolis	0	0	—	0	2	13	12	0	Injured Reserve				0	0	—	0
TOTAL	4	17	8	0	50	173	24	1	10	9	4t	1	3	27	17	0

Kennison rushed once for -6 yds. vs. Baltimore (9/30); once for 10 yds. vs. New England (10/28) and once for 5 yds. at Oakland (11/5). **TOTAL: 3-9, 3.0, LG of 10.**

Carter rushed once for 4 yds. at Miami (12/2).

Kasper rushed once for 27 yds. on a double-reverse vs. Seattle (12/9) and twice for -8 at Kansas City (12/16). **TOTAL: 3-19, 6.3, LG of 27.**

Jackson rushed five times for seven yds. (1.4) with a long of 4 at Kansas City (12/16).

Montgomery rushed once for five yds. at Kansas City (12/16).



2001 INDIVIDUAL GAME-BY-GAME STATISTICS — RECEIVING

Game	R. SMITH				POOLE				MONTGOMERY				COLE			
	Rec.	Yds.	LG	TD	Rec.	Yds.	LG	TD	Rec.	Yds.	LG	TD	Rec.	Yds.	LG	TD
N.Y. Giants	9	115	26	1	Not With Team				Practice Squad				Special Teams Only			
@Arizona	14	162	34t	2	Inactive				Practice Squad				Special Teams Only			
Baltimore	5	83	31	0	Inactive				Practice Squad				Special Teams Only			
Kansas City	8	110	32	1	Inactive				Practice Squad				Special Teams Only			
@Seattle	6	43	13	1	0	0	—	0	Practice Squad				Special Teams Only			
@San Diego	9	86	18	0	0	0	—	0	Practice Squad				Special Teams Only			
New England	6	159	65t	1	0	0	—	0	2	15	18	0	0	0	—	0
@Oakland	10	91	26t	2	Did Not Play				0	0	—	0	0	0	—	0
San Diego	5	74	32	0	2	13	9	0	1	23	23	0	0	0	—	0
Washington	3	25	13	1	2	19	10	0	Inactive (left knee)				2	37	21	0
@Dallas	7	81	23	0	1	6	6	0	Inactive (left knee)				0	0	—	0
@Miami	Inactive (left ankle)				Inactive (ribs)				3	17	6	0	4	43	13	0
Seattle	8	66	12	0	Inactive (ribs)				1	10	10	0	1	12	12	0
@Kansas City	8	100	21	1	Inactive (ribs)				0	0	—	0	1	19	19	0
Oakland	8	56	13	1	Not With Team				4	34	13	0	0	0	—	0
@Indianapolis	7	92	20	0	Not With Team				0	0	—	0	1	17	17	0
TOTAL	113	1,343	65t	11	5	38	10	0	11	99	23	0	9	128	21	0

Game	CARSWELL				CLARK				HAPE				KASPSER			
	Rec.	Yds.	LG	TD	Rec.	Yds.	LG	TD	Rec.	Yds.	LG	TD	Rec.	Yds.	LG	TD
N.Y. Giants	1	25	25	0	2	55	39	0	1	1	1t	1	0	0	—	0
@Arizona	2	33	25	0	3	34	15	0	1	1	1t	1	0	0	—	0
Baltimore	2	5	3t	1	5	67	23	0	2	13	9	0	1	17	17	0
Kansas City	1	0	0	0	0	0	—	0	2	11	7	0	0	0	—	0
@Seattle	4	40	25	0	2	17	9	0	1	0	0	0	Inactive (ankle)			
@San Diego	3	25	12	0	6	54	13	1	1	12	12	0	Inactive (ankle)			
New England	3	21	10	1	6	94	35	0	1	0	0	0	Inactive (ankle)			
@Oakland	3	46	19	0	7	74	14	1	2	20	13	0	Inactive (ankle)			
San Diego	1	3	3t	1	5	47	18t	1	0	0	—	0	Inactive (ankle)			
Washington	0	0	—	0	3	17	7	0	0	0	—	0	Inactive (ankle)			
@Dallas	3	11	4t	1	2	39	28	0	0	0	—	0	0	0	—	0
@Miami	0	0	—	0	4	31	13	1	0	0	—	0	0	0	—	0
Seattle	2	13	12	0	2	17	11t	1	1	1	1t	1	2	15	11	0
@Kansas City	6	62	16	0	0	0	—	0	2	35	25	0	2	30	21	0
Oakland	2	15	11	0	0	0	—	0	1	2	2	0	2	15	12	0
@Indianapolis	1	0	0	0	4	20	9	1	Inactive (ankle)				1	7	7	0
TOTAL	34	299	25	4	51	566	39	6	15	96	25	3	8	84	21	0

Game	DAVIS				ANDERSON				CARTER				COLEMAN			
	Rec.	Yds.	LG	TD	Rec.	Yds.	LG	TD	Rec.	Yds.	LG	TD	Rec.	Yds.	LG	TD
N.Y. Giants	1	4	4	0	0				0	0	—	0	Not With Team			
@Arizona	Inactive (right knee)				0				0	0	—	0	Not With Team			
Baltimore	Inactive (right knee)				0				0	0	—	0	Not With Team			
Kansas City	Inactive (right knee)				0				0	0	—	0	Not With Team			
@Seattle	Inactive (right knee)				2	9	12	0	2	14	9	0	Not With Team			
@San Diego	Inactive (right knee)				1	-7	-7	0	0	0	—	0	Not With Team			
New England	Inactive (right knee)				0	0	—	0	0	0	—	0	Not With Team			
@Oakland	1	16	16	0	1	12	12	0	1	3	3	0	Not With Team			
San Diego	5	36	11	0	0	0	—	0	2	28	15	0	Not With Team			
Washington	Inactive (left knee)				1	16	16	0	0	0	—	0	Not With Team			
@Dallas	Inactive (left knee)				2	13	11	0	0	0	—	0	Not With Team			
@Miami	2	0	1	0	0	0	—	0	0	0	—	0	4	32	9	0
Seattle	2	8	7	0	0	0	—	0	1	10	10	0	1	6	6	0
@Kansas City	1	5	5	0	0	0	—	0	3	3	3	0	0	0	—	0
Oakland	0	0	—	0	1	3	3	0	1	17	17	0	Inactive			
@Indianapolis	0	0	—	0	0	0	—	0	1	8	8	0	1	7	7	0
TOTAL	12	69	16	0	8	46	16	0	11	83	17	0	6	45	9	0

Dominguez caught one pass for 2 yds., at Seattle (10/14); one pass for 12 yds. at Dallas (11/22) and one pass for 12 yds. at Miami (12/2); **TOTAL: 3-26, 8.7, LG of 12.**

Kennison caught one pass for 36 yds. vs. N.Y.G. (9/10); two for 12 at Arizona (9/23); one for 1 yd. vs. Baltimore (9/30); six for 84 yds. and 1 TD at Seattle (10/14); four for 27 at San Diego (10/21) and 1 for 9 yds. at Oakland (11/5); **TOTAL: 15-169, 11.3, LG of 36, 1 TD.**

Griese caught a tipped ball on a pass he threw, for a minus-6-yard reception, vs. New England (10/28).

McCaffrey caught six passes for 94 yds. (15.7) with a long of 28 and one TD in the opener vs. N.Y. Giants (9/10); placed on IR 9/12.

Gary caught one pass for 5 yds. vs. Baltimore (9/30

2001 INDIVIDUAL GAME-BY-GAME STATISTICS — RETURNS

Game	O'NEAL				PITTMAN				PRYCE				REAGOR				
	UT	A	TT	S-Yds I-Yds	UT	A	TT	S-Yds I-Yds	UT	A	TT	S-Yds I-Yds	UT	A	TT	S-Yds I-Yds	
N.Y. Giants	3	1	4	- -	-	-	-	- -	4	1	5	1-8	-	-	-	-	-
@Arizona	4	2	6	- -	2	0	2	- -	2	0	2	1-3	-	-	-	-	-
Baltimore	3	1	4	- -	6	3	9	- -	4	0	4	- -	-	-	-	-	-
Kansas City	2	0	2	- 4-69	1	1	2	- -	4	0	4	1-4	-	-	-	-	-
@Seattle	3	1	4	- -	5	0	5	- -	3	1	4	- -	-	-	-	-	-
@San Diego	5	1	6	- -	4	0	4	- -	1	3	4	- -	-	-	-	-	-
New England	5	0	5	- 2-31	3	2	5	1-14	3	0	3	1-6	-	-	-	-	-
@Oakland	3	0	3	- -	5	0	5	- -	4	0	4	- -	-	-	-	-	-
San Diego	2	0	2	- 1-0	1	0	1	- -	1	1	2	1-18	-	-	-	-	-
Washington	6	0	6	- -	4	0	4	- -	1	1	2	- -	-	-	-	-	-
@Dallas	1	0	1	- -	5	0	5	- -	2	2	4	- -	2	0	2	1-6	-
@Miami	3	0	3	- -	4	1	5	- -	2	1	3	- -	2	0	2	- -	-
Seattle	2	0	2	- -	3	0	3	- -	4	1	5	1-8	-	-	-	-	-
@Kansas City	4	0	4	- -	-	-	-	- -	4	1	5	1-3	-	2	0	2	- -
Oakland	6	1	7	- 1-15	Injured Reserve (left calf)	-	-	- -	1	1	2	- -	-	-	-	-	-
@Ind.	1	0	1	- 1-0	Injured Reserve (left calf)	-	-	- -	2	0	2	- -	-	-	-	-	-
Total	53	7	60	0-0 9-115	43	7	50	1-14 0-0	42	13	55	7-50 0-0	6	0	6	1-6 0-0	

Game	ROMANOWSKI				SPENCER				WALKER				WASHINGTON				
	UT	A	TT	S-Yds I-Yds	UT	A	TT	S-Yds I-Yds	UT	A	TT	S-Yds I-Yds	UT	A	TT	S-Yds I-Yds	
N.Y. Giants	7	1	8	1-3	-	-	-	- -	3	1	4	- -	-	-	-	-	-
@Arizona	1	3	4	- -	Special Teams Only	-	-	- -	3	0	3	- 1-21	2	0	2	1-7	-
Baltimore	7	1	8	- -	-	-	-	- -	1	2	3	- -	1	2	3	- -	-
Kansas City	7	3	10	- -	2	0	2	- -	1	0	1	- -	6	1	7	- -	-
@Seattle	6	3	9	- -	Special Teams Only	-	-	- -	2	0	2	- -	4	0	4	1-8	-
@San Diego	7	2	9	2-1	Special Teams Only	-	-	- -	1	1	2	- -	2	1	3	- -	-
New England	3	3	6	- -	1	0	1	- -	5	1	6	- 2-39	2	4	6	- -	-
@Oakland	6	1	7	- -	2	0	2	- -	5	1	6	- -	4	0	4	- -	-
San Diego	4	1	5	- -	2	0	2	- 1-7	3	1	4	- -	5	1	6	- -	-
Washington	3	3	6	1-10	1	0	1	- -	6	0	6	- -	4	1	5	- -	-
@Dallas	5	0	5	- -	2	0	2	- -	2	0	2	- -	1	1	2	1-6	-
@Miami	1	2	3	- -	3	0	3	- -	3	0	3	- -	4	2	6	- -	-
Seattle	7	1	8	- -	1	1	2	- 1-0	3	0	3	- -	1	2	3	- -	-
@Kansas City	4	4	8	2-14	2	1	3	- 1-18	-	-	-	- -	1	1	2	- -	-
Oakland	6	2	8	1-16	5	0	5	- -	-	-	-	- -	2	0	2	1-8	-
@Ind.	10	2	12	- -	-	-	-	- -	6	1	7	- -	5	0	5	- -	-
Total	84	32	116	7-44 0-0	21	2	23	0-0 3-25	44	8	52	0-0 3-60	44	16	60	4-29 0-0	

Game	WILSON				WOODALL				
	UT	A	TT	S-Yds I-Yds	UT	A	TT	S-Yds I-Yds	
N.Y. Giants	6	2	8	- -	Inactive	-	-	- -	-
@Arizona	4	1	5	1-8	Special Teams Only	-	-	- -	-
Baltimore	6	0	6	- -	Special Teams Only	-	-	- -	-
Kansas City	4	0	4	1-10	1	0	1	1-6	-
@Seattle	11	3	14	- -	1	0	1	- -	-
@San Diego	7	2	9	1-7	-	-	-	- -	-
New England	5	2	7	- -	Special Teams Only	-	-	- -	-
@Oakland	6	2	8	- -	-	-	-	- -	-
San Diego	6	1	7	- -	Special Teams Only	-	-	- -	-
Washington	5	4	9	- -	1	0	1	- -	-
@Dallas	5	2	7	- -	0	1	1	- -	-
@Miami	8	1	9	- -	Special Teams Only	-	-	- -	-
Seattle	5	4	9	- -	Inactive (hamstring)	-	-	- -	-
@Kansas City	6	1	7	- -	Special Teams Only	-	-	- -	-
Oakland	6	2	8	- -	-	-	-	- -	-
@Ind.	8	3	11	- -	Special Teams Only	-	-	- -	-
Total	98	30	128	3-25 0-0	3	1	4	1-6 0-0	

THE LAST TIME IT HAPPENED...

(Reflects the last time each individual statistic occurred)
(2001 performances boldfaced; Super Bowl performances in *Italics*)

100 YARDS RUSHING: Broncos: Terrell Davis, 19-109, vs. Seattle, 12/9/01 Playoffs: <i>Terrell Davis, 25-102 vs. Atlanta, 1/31/99</i> Opponents: Priest Holmes, 29-121, TD, at Kansas City, 12/16/01 Playoffs: Jamal Lewis, 30-110, 2 TD, at Baltimore, 12/31/00
200 YARDS RUSHING: Broncos: Mike Anderson, 37-251, 4 TD, at New Orleans, 12/3/00 Playoffs: Has never happened Opponents: Corey Dillon, 22-278, 2 TD, at Cincinnati, 10/22/00 Playoffs: <i>Tim Smith, 23-204, 2TD, vs. Washington, 1/31/88</i>
TWO 100-YARD RUSHERS: Broncos: Otis Armstrong (116) and Norris Weese (120), at Chicago, 12/8/76 Playoffs: Terrell Davis (184) and Derek Loville (103), vs. Jacksonville, 12/27/97 Opponents: Curt Warner (126) and John L. Williams (109), at Seattle, 12/11/88 Playoffs: Has never happened
100-YARD RUSHER AND 100-YARD RECEIVER: Broncos: Mike Anderson (155) and Rod Smith (110), vs. Kansas City, 10/7/01 Playoffs: <i>Terrell Davis (102) and Rod Smith (152) vs. Atlanta, 1/31/99</i> Opponents: Dominic Rhodes (141) and Marvin Harrison (128) at Indianapolis, 1/6/02 Playoffs: <i>Tim Smith (204) and Ricky Sanders (193), vs. Washington, 1/31/88</i>
100-YARD RUSHER AND TWO 100-YARD RECEIVERS: Broncos: Mike Anderson (103), Rod Smith (111) and Ed McCaffrey (129), vs. Cleveland, 10/15/00 Playoffs: Has never happened Opponents: Has never happened Playoffs: Has never happened
100-YARD RUSHER, 300-YARD PASSER, 100-YARD RECEIVER: Broncos: Terrell Davis (101), Brian Griese (330), Rod Smith (115), vs. New York Giants, 9/10/01 Playoffs: <i>Terrell Davis (102), John Elway (336), Rod Smith (152), vs. Atlanta, 1/31/99</i> Opponents: Jerome Bettis (125), Kordell Stewart (303), Yancey Thigpen (175) at Pitt., 12/7/97 Playoffs: <i>Tim Smith (204), Doug Williams (340), Ricky Sanders (193), vs. Washington, 1/31/88</i>
100-YARD RUSHER, 300-YARD PASSER AND TWO 100-YARD RECEIVERS: Broncos: Mike Anderson (103), Brian Griese (336), Rod Smith (111) and Ed McCaffrey (129), vs. Cleveland, 10/15/00 Playoffs: Has never happened Opponents: Has never happened Playoffs: Has never happened
100-YARD RUSHER AND 300-YARD PASSER: Broncos: Terrell Davis (101) and Brian Griese (330), vs. New York Giants, 9/10/01 Playoffs: <i>Terrell Davis (102) and John Elway (336), vs. Atlanta, 1/31/99</i> Opponents: Jerome Bettis (125) and Kordell Stewart (303), at Pittsburgh, 12/7/97 Playoffs: <i>Tim Smith (204) and Doug Williams (340), vs. Washington, 1/31/88</i>
100-YARD RECEIVER AND 300-YARD PASSER: Broncos: Rod Smith (115) and Brian Griese (330), vs. New York Giants, 9/10/01 Playoffs: <i>Rod Smith (152) and John Elway (336), vs. Atlanta, 1/31/99</i> Opponents: Joe Horn (170), Robert Wilson (122) and Aaron Brooks (441), at New Orleans, 12/3/00 Playoffs: Wayne Chrebet (121) and Vinny Testaverde (325), vs. NY Jets, 1/17/99
TWO 100-YARD RECEIVERS AND 300-YARD PASSER: Broncos: Rod Smith (187), Ed McCaffrey (148) and Gus Frerotte (462), vs. San Diego, 11/19/00 Playoffs: Has never happened Opponents: Joe Horn (170), Robert Wilson (122) and Aaron Brooks (441), at New Orleans, 12/3/00 Playoffs: Has never happened
THREE 100-YARD RECEIVERS AND 300-YARD PASSER: Broncos: Has never happened Playoffs: Has never happened Opponents: Marshall Faulk (100), Torry Holt (103), Az-Zahir Hakim (116) and Kurt Warner (441), vs. St. Louis, 9/4/00 Playoffs: Has never happened
TWO RUSHING TOUCHDOWNS: Broncos: Mike Anderson, 26-85, 2 TD, vs. San Francisco, 12/23/00 Playoffs: <i>Howard Griffith, 4-9, 2 TD, vs. Atlanta, 1/31/99</i> Opponents: Troy Hambrick, 5-17, 2 TD, at Dallas, 11/22/01 Playoffs: Jamal Lewis, 30-110, 2 TD, at Baltimore, 12/31/00
THREE RUSHING TOUCHDOWNS: Broncos: Mike Anderson, 37-251, 4 TD, at New Orleans, 12/3/00 Playoffs: <i>Terrell Davis, 30-157, 3 TD, vs. Green Bay 1/25/98</i> Opponents: Chris Warren, 24-115, 3 TD, at Seattle, 10/1/95 Playoffs: Napoleon McCallum, 13-81, 3TD, at L.A. Raiders, 1/9/94

THE LAST TIME IT HAPPENED... (CONT.)

FOUR RUSHING TOUCHDOWNS:

Broncos: Mike Anderson, 37-251, 4 TD, at New Orleans, 12/3/00
 Playoffs: Has never happened
 Opponents: Curt Warner, 23-126, 4 TD, at Seattle, 12/11/88
 Playoffs: Has never happened

300 YARDS PASSING:

Broncos: **Brian Griese, 21-29, 330 yds., 3 TD, vs. New York Giants, 9/10/01**
 Playoffs: *John Elway, 18-29, 336 yds., 1 TD, 1 INT, vs. Atlanta, 1/31/99*
 Opponents: **Rich Gannon, 35-49, 313 yds., 2 TD, 2 INT, vs. Oakland, 12/30/01**
 Playoffs: Vinny Testaverde, 52-31, 356 yds., 0 TD, 2 INTs, vs. NY Jets, 1/17/99

400 YARDS PASSING:

Broncos: Gus Frerotte, 36-58, 462 yds., 5 TD, 4 INT, vs. San Diego, 11/19/00
 Playoffs: Has never happened
 Opponents: Aaron Brooks, 30-48, 441 yds., 2 TD, 2 INT, at New Orleans, 12/3/00
 Playoffs: Has never happened

THREE TOUCHDOWN PASSES:

Broncos: **Brian Griese, 22-31, 242 yds., 3 TD, at Arizona, 9/23/01**
 Playoffs: John Elway, 29-47, 302 yds., 3 TD, 1INT, at L.A. Raiders, 1/9/94
 Opponents: **Rich Gannon, 25-34, 242 yds., 3 TD, at Oakland, 11/5/01**
 Playoffs: *Brett Favre, 25-45, 256 yds., 3 TD, 1 INT, vs. Green Bay, 1/25/98*

FOUR TOUCHDOWN PASSES:

Broncos: Gus Frerotte, 36-58, 462 yds., 5 TD, 4 INT, vs. San Diego, 11/19/00
 Playoffs: Has never happened
 Opponents: Drew Bledsoe, 18-27, 271 yds., 4 TD, 1 INT, vs. New England, 10/1/00
 Playoffs: Joe Montana, vs. San Francisco, 22-29, 297 yds., 5TD, 1/28/90

FIVE TOUCHDOWN PASSES:

Broncos: Gus Frerotte, 36-58, 462 yds., 5 TD, 4 INT, vs. San Diego, 11/19/00
 Playoffs: Has never happened
 Opponents: John Hadl, 21-35, 325, 5 TD yds., vs. San Diego, 12/1/68
 Playoffs: *Joe Montana, vs. San Francisco, 22-29, 297 yds., 5TD, 1/28/90*

SIX TOUCHDOWN PASSES:

Broncos: Has never happened
 Playoffs: Has never happened
 Opponents: Len Dawson, 23-38, 435 yds., 6 TD, at Kansas City, 11/1/64
 Playoffs: Has never happened

100 YARDS RECEIVING:

Broncos: **Rod Smith, 8-100, TD, at Kansas City, 12/16/01**
 Playoffs: *Rod Smith, 5-152, TD, vs. Atlanta, 1/31/99*
 Opponents: **Marvin Harrison, 9-128, TD, at Indianapolis, 1/6/02**
 Playoffs: Wayne Chrebet, 8-121, vs. NY Jets, 1/17/99

200 YARDS RECEIVING:

Broncos: Has never happened
 Playoffs: Has never happened
 Opponents: Torrance Small, 6-200, 2 TD, vs. New Orleans, 12/24/94
 Playoffs: Has never happened

TWO 100-YARD RECEIVERS:

Broncos: Rod Smith (187) and Ed McCaffrey (148), vs. San Diego, 11/19/00
 Playoffs: Has never happened
 Opponents: Joe Horn (170) and Robert Wilson (122), at New Orleans, 12/3/00
 Playoffs: Has never happened

TWO RECEIVING TOUCHDOWNS:

Broncos: **Rod Smith, 10-91, 2 TD, at Oakland, 11/5/01**
 Playoffs: Clarence Kay, 4-105, 2 TD, vs. Houston, 1/10/88
 Opponents: **Marvin Harrison, 9-128, 2 TD, at Indianapolis, 1/6/02**
 Playoffs: *Antonio Freeman, 9-126, 2 TD, vs. Green Bay, 1/25/98*

THREE RECEIVING TOUCHDOWNS:

Broncos: Rod Smith, 5-111, 3 TD, vs. Cleveland, 10/15/00
 Playoffs: Has never happened
 Opponents: Lamar Thomas, at Miami, 6-136, 3 TD, 12/21/98
 Playoffs: *Jerry Rice, 7-148, 3 TD, vs. San Francisco, 1/28/90*

FOUR RECEIVING TOUCHDOWNS:

Broncos: Has never happened
 Playoffs: Has never happened
 Opponents: Lance Alworth, 9-171, 4 TD, vs. San Diego, 12/1/68
 Playoffs: Has never happened

TWO INTERCEPTIONS:

Broncos: **Deltha O'Neal (2) and Denard Walker (2), vs. New England, 10/28/01**
 Playoffs: *Darrien Gordon, vs. Atlanta, 1/31/99*
 Opponents: **Reggie Tongue, at Seattle, 10/14/01**
 Playoffs: *Barry Wilburn, vs. Washington, 1/31/88*

THREE INTERCEPTIONS:

Broncos: **Deltha O'Neal (4), vs. Kansas City, 10/7/01**
 Playoffs: Has never happened
 Opponents: Mark Kelso, at Buffalo, 12/12/92
 Playoffs: Has never happened

FOUR INTERCEPTIONS

Broncos: **Deltha O'Neal, vs. Kansas City, 10/7/01**
 Playoffs: Has never happened
 Opponents: Has Never Happened
 Playoffs: Has never happened

TWO SACKS:

Broncos: **Bill Romanowski, at Kansas City, 12/16/01**
 Playoffs: Neil Smith (2) and Alfred Williams (2), at Kansas City, 1/4/98
 Opponents: **Grady Jackson, vs. Oakland, 12/30/01**
 Playoffs: Michael McCrary (3), at Baltimore, 12/31/00

THREE SACKS:

Broncos: **Reggie Hayward, vs. Seattle, 12/9/01**
 Playoffs: Has never happened
 Opponents: Michael Sinclair (4), at Seattle, 9/8/96
 Playoffs: Michael McCrary, at Baltimore, 12/31/00

FOUR SACKS:

Broncos: Simon Fletcher, at San Diego, 11/11/90
 Playoffs: Has never happened
 Opponents: Michael Sinclair, at Seattle, 9/8/96
 Playoffs: Has never happened

TWO OPPONENT FUMBLE RECOVERIES:

Broncos: Bill Romanowski, at Seattle, 9/8/96
 Playoffs: Has never happened
 Opponents: Terry McDaniel, vs. Los Angeles Raiders, 9/18/94
 Playoffs: *Randy Hughes, vs. Dallas, 1/15/78*

SHUTOUT ON ROAD:

by Broncos: Denver 12, at Cleveland 0, 9/27/92
 Playoffs: Has never happened
 Opponents: at L.A. Raiders 24, Denver 0, 11/22/92
 Playoffs: Has never happened

SHUTOUT AT HOME:

by Broncos: at Denver 34, vs. Carolina 0, 11/9/97
 Playoffs: Has never happened
 Opponents: Has Never Happened
 Playoffs: Has never happened

OVERTIME WIN ON ROAD:

by Broncos: Denver 23, at Buffalo 20, 10/26/97
 Playoffs: Denver 23, at Cleveland 20, 1/11/87
 Opponents: **at Kansas City 26, Denver 23, 12/16/01**
 Playoffs: Has never happened
 TIE: Denver 17, at Green Bay 17, 9/20/87

OVERTIME WIN AT HOME:

by Broncos: at Denver 36, Seattle 30, 12/19/99
 Playoffs: Has never happened
 Opponents: Chicago 16, at Denver 13, 11/18/90
 Playoffs: Has never happened
 TIE: at Denver 35, Pittsburgh 35, 9/22/74

40 POINTS:

Broncos: at Denver 44, Cleveland 10, 10/15/00
 Playoffs: at Denver 42, Jacksonville 17, 12/27/97
 Opponents: at St. Louis 41, Denver 36, 9/4/00
 Playoffs: at L.A. Raiders 42, Denver 24, 1/9/94

50 POINTS:

Broncos: at Denver 50, San Diego 34, 10/6/63
 Playoffs: Has never happened
 Opponents: at Indianapolis 55, Denver 24, 10/31/88
 Playoffs: *San Francisco 55, Denver 10, 1/28/90*

TWO-POINT CONVERSION:

Broncos: **Mike Anderson run, at Oakland, 11/5/01**
 Playoffs: Terrell Davis run, vs. Jacksonville, 1/4/97
 Opponents: Rich Gannon pass to James Jett, vs. Oakland, 11/22/99
 Playoffs: Has never happened

THE LAST TIME IT HAPPENED... (CONT.)

THREE FIELD GOALS:

Broncos: **Jason Elam, vs. Oakland, 12/30/01**
 Playoffs: Jason Elam vs. NY Jets, 1/17/99
 Opponents: **Mike Vanderjagt (5), at Indianapolis, 1/6/02**
 Playoffs: Mike Hollis, vs. Jacksonville, 1/4/97

FOUR FIELD GOALS:

Broncos: **Jason Elam, at Dallas, 11/22/01**
 Playoffs: Has never happened
 Opponents: **Mike Vanderjagt (5), at Indianapolis, 1/6/02**
 Playoffs: Has never happened

FIVE FIELD GOALS:

Broncos: Jason Elam, at Kansas City, 11/16/97
 Playoffs: Has never happened
 Opponents: **Mike Vanderjagt, at Indianapolis, 1/6/02**
 Playoffs: Has never happened

SIX FIELD GOALS:

Broncos: Has Never Happened
 Playoffs: Has never happened
 Opponents: Gary Anderson, at Pittsburgh, 10/23/88
 Playoffs: Has never happened

PUNT RETURN FOR A TOUCHDOWN:

Broncos: **Deltha O'Neal, 86 yds., at Seattle, 10/14/01**
 Playoffs: Has never happened
 Opponents: **Reggie Swinton, 65 yds., at Dallas, 11/22/01**
 Playoffs: Has never happened

KICKOFF RETURN FOR A TOUCHDOWN:

Broncos: Deltha O'Neal, 87 yds., vs. New England, 10/1/00
 Playoffs: Has never happened
 Opponents: **Ronney Jenkins, 88 yds., at San Diego, 10/21/01**
 Playoffs: *Tim Dwight, 94 yds., vs. Atlanta, 1/31/99*

INTERCEPTION RETURN FOR A TOUCHDOWN:

Broncos: **Denard Walker, 39 yds., vs. New England, 10/28/01**
 Playoffs: Has never happened
 Opponents: **Kenny Mixon, 56 yds., at Miami, 12/2/01**
 Playoffs: Carlton Bailey, at Buffalo, 1/12/92

FUMBLE RETURN FOR TOUCHDOWN:

Broncos: Trevor Pryce, 28 yds., at Oakland, 9/17/00
 Playoffs: Neil Smith, 79 yds., vs. Miami, 1/9/99
 Opponents: **Raylee Johnson, 45 yds., vs. San Diego, 11/11/01**
 Playoffs: Has never happened

BLOCKED PUNT:

Broncos: Ian Gold (TD), vs. Oakland, 11/13/00
 Playoffs: Has never happened
 Opponents: **Alex Bannister (TD), at Seattle, 10/14/01**
 Playoffs: Blake Spence, vs. New York Jets, 1/17/99

BLOCKED PUNT RETURN FOR A TOUCHDOWN:

Broncos: Ian Gold, vs. Oakland, 11/13/00
 Playoffs: Has never happened
 Opponents: **Alexa Bannister, at Seattle, 10/14/01**
 Playoffs: Travis Davis, 29 yds., vs. Jacksonville, 12/27/97

BLOCKED FIELD GOAL:

Broncos: Trevor Pryce, vs. New England, 9/7/98
 Playoffs: Has never happened
 Opponents: **Anthony Dorsett, at Oakland, 11/5/01**
 Playoffs: Has never happened

BLOCKED FIELD GOAL RETURN FOR TOUCHDOWN:

Broncos: Louis Wright, 60 yds., vs. San Diego, 11/17/85
 Playoffs: Has never happened
 Opponents: Cornelius Bennett, 80 yds., at Buffalo, 9/30/90
 Playoffs: Has never happened

MISSED POINT AFTER TOUCHDOWN ATTEMPT:

Broncos: Tom Rouen, vs. Philadelphia, 10/4/98
 Playoffs: Jason Elam (Blocked by Clyde Simmons), vs. Jacksonville, 1/4/97
 Opponents: **Morten Andersen (Blocked by Leon Lett), vs. New York Giants, 9/10/01**
 Playoffs: Has never happened

SAFETY:

Broncos: Lee Johnson out of bounds in end zone, vs. New England, 10/1/00
 Playoffs: Tony Eason sacked in the end zone by Rulon Jones, vs. New England, 1/4/87
 Opponents: Bubby Brister sacked out of the end zone for -8 (TEAM), vs. San Diego, 11/8/98
 Playoffs: Mike Horan runs out of endzone, vs. Cleveland, 1/17/88

BRONCOS INDIVIDUAL LEADERS BY STATISTICAL CATEGORY

Category	Player	AFC Rank	AFC Leader	NFL Rank	NFL Leader
Scoring	Jason Elam — 124	T2nd	Mike Vanderjagt, Indianapolis — 125	T3rd	Jeff Wilkins, St. Louis — 127
Rushing	Terrell Davis — 701	14th	Priest Holmes, Kansas City — 1,555	24th	Priest Holmes, Kansas City — 1,555
Passing Yards	Brian Griese — 2,827	13th	Peyton Manning, Indianapolis — 4,131	23rd	Kurt Warner, St. Louis — 4,830
Passer Rating	Brian Griese — 78.5	8th	Rich Gannon, Oakland — 95.5	15th	Kurt Warner, St. Louis — 101.4
Receiving Yards	Rod Smith — 1,343	3rd	Marvin Harrison, Indianapolis — 1,524	6th	David Boston, Arizona — 1,598
Receptions	Rod Smith — 113	1st	Rod Smith, Denver — 113	1st	Rod Smith, Denver — 113
Punting Avg.	Tom Rouen — 45.3	2nd	Shane Lechler, Oakland — 46.2	3rd	Todd Sauerbrun, Carolina — 47.5
Net Punting Avg.	Tom Rouen — 36.5	6th	Ken Walter, New England — 38.1	T8th	Todd Sauerbrun, Carolina — 38.9
Interceptions	Deltha O'Neal — 9	T2nd	Anthony Henry, Cleveland — 10	T3rd	Ronde Barber, Tampa Bay — 10 Anthony Henry, Cleveland — 10
Kickoff Ret. Avg.	Chris Cole — 23.5	3rd	Ronney Jenkins, San Diego — 26.6	T10th	Ronney Jenkins, San Diego — 26.6
Punt Ret. Avg.	Deltha O'Neal — 13.1	2nd	Troy Brown, New England — 14.2	4th	Troy Brown, New England — 14.2

HOW THE BRONCOS RANKED IN THE AFC AND NFL

OFFENSE

Category	Broncos Total	AFC Rank	AFC Leader	NFL Rank	NFL Leader
Total points	340	T6th	Indianapolis — 413	T9th	St. Louis — 503
Touchdowns scored	35	T7th	Indianapolis — 47	T12th	St. Louis — 62
First downs	304	5th	Indianapolis — 343	7th	St. Louis — 357
Total yards	4,817	12th	Indianapolis — 5,955	22nd	St. Louis — 6,690
Rushing yards	1,877	6th	Pittsburgh — 2,774	10th	Pittsburgh — 2,774
Net passing yards	2,940	13th	Indianapolis — 3,989	25th	St. Louis — 4,663
Times sacked (fewest)	42	10th	New York Jets — 19	20th	Chicago — 17
Penalties (fewest)	95	9th	New York Jets — 62	17th	New York Jets — 62
Interceptions thrown (fewest)	19	T9th	Oakland — 9	T18th	Oakland — 9
Fumbles lost	8	T2nd	New York Jets — 7	T3rd	New York Jets — 7 San Francisco — 7

DEFENSE

Category	Opponents Total	AFC Rank	AFC Leader	NFL Rank	NFL Leader
Points allowed	339	12th	Pittsburgh — 212	21st	Chicago — 203
Touchdowns allowed	38	13th	New England — 26 Pittsburgh — 26	22nd	Philadelphia — 20
First downs allowed	292	6th	Pittsburgh — 254	17th	Pittsburgh — 254
Total yards allowed	4,774	4th	Pittsburgh — 4,137	8th	Pittsburgh — 4,137
Rushing yards allowed	1,492	4th	Pittsburgh — 1,195	6th	Pittsburgh — 1,195
Net pass yards allowed	3,282	10th	Miami — 2,829	16th	Miami — 2,829
Passer sacked	39	10th	Pittsburgh — 55	17th	Pittsburgh — 55
Interceptions	22	T2nd	Cleveland — 33	T6th	Cleveland — 33
Opp. fumbles recovered	15	T4th	N.Y. Jets — 18	T10th	N.Y. Jets — 18
Giveaway-takeaway ratio	+10	2nd	N.Y. Jets — +18	6th	N.Y. Jets — +18

2001 BRONCOS HONORS AND AWARDS

PRO BOWL

Dwayne Carswell, Jason Elam, Ian Gold, Deltha O'Neal, Trevor Pryce*, Rod Smith*, Al Wilson (*denotes starter)

ASSOCIATED PRESS

2nd Team All-NFL — Jason Elam, Trevor Pryce, Rod Smith

NFL ALUMNI

Special Teams Player of the Year — Jason Elam

PRO FOOTBALL WEEKLY

All-AFC — Jason Elam, Ian Gold (ST), Deltha O'Neal, Rod Smith

COLLEGE & PRO FOOTBALL NEWSWEEKLY

Second-Team All-Pro — Jason Elam, Deltha O'Neal, Trevor Pryce

FOOTBALL NEWS

All-AFC — Jason Elam, Trevor Pryce

FOOTBALL DIGEST

First-Team All-Pro — Rod Smith
Second-Team All-Pro — Jason Elam

AFC OFFENSIVE PLAYER OF THE MONTH

September — Brian Griese

AFC OFFENSIVE PLAYER OF THE WEEK

Week 1 (Sept. 9-10) — Brian Griese

AFC DEFENSIVE PLAYER OF THE MONTH

October — Deltha O'Neal

AFC DEFENSIVE PLAYER OF THE WEEK

Week 4 (Oct. 7-8) — Deltha O'Neal
Week 7 (Oct. 27-28) — Denard Walker

AFC SPECIAL TEAMS PLAYER OF THE MONTH

November — Jason Elam

AFC SPECIAL TEAMS PLAYER OF THE WEEK

Week 9 (Nov. 11-12) — Tom Rouen

MILLER LITE/NFL PLAYER OF THE WEEK

Week 1 (Sept. 9-10) — Brian Griese
Week 4 (Oct. 7-8) — Deltha O'Neal

BY INDIVIDUAL:

DWAYNE CARSWELL

- Pro Bowl reserve

JASON ELAM

- Pro Bowl
- Associated Press Second-Team All-NFL
- *College & Pro Football Newsweekly* and *Football News* Second-Team All-Pro
- *Pro Football Weekly* and *Football News* All-AFC
- NFL Alumni Special Teams Player of the Year
- AFC Special Teams Player of the Month for November (NFL)

BRIAN GRIESE

- AFC Offensive Player of the Month for September (NFL)
- AFC Offensive Player of the Week for Week 1 (NFL)
- Miller Lite/NFL Player of the Week for Week 1

IAN GOLD

- Pro Bowl (special teams player)
- *Pro Football Weekly* All-AFC (special teams player)

DELTHA O'NEAL

- Pro Bowl reserve
- *College & Pro Football Newsweekly* Second-Team All-Pro
- *Pro Football Weekly* All-AFC
- AFC Defensive Player of the Month for October (NFL)
- AFC Defensive Player of the Week for Week 4 (NFL)
- Miller Lite/NFL Player of the Week for Week 4

TREVOR PRYCE

- Pro Bowl starter
- Associated Press Second-Team All-NFL
- *College & Pro Football Newsweekly* Second-Team All-Pro
- *Football News* All-AFC

TOM ROUEN

- AFC Special Teams Player of the Week for Week 9 (NFL)

ROD SMITH

- Pro Bowl starter
- Associated Press Second-Team All-NFL
- *Football Digest* First-Team All-Pro
- *Pro Football Weekly* All-AFC

DENARD WALKER

- AFC Defensive Player of the Week for Week 7 (NFL)

AL WILSON

- Pro Bowl reserve

2001 GAME RECAPS



2001 GAME SUMMARIES — WEEK-BY-WEEK

1 DENVER 31, NEW YORK GIANTS 20
Sept. 10, 2001 • INVESCO Field at Mile High • Denver 

Weather: Clear, 75°, Wind SE 9 mph • Attendance: 75,735 • Time: 3:11

A bittersweet evening for the Broncos was highlighted by a dominating 31-20 victory over the New York Giants in the inaugural game played at Denver's new home, INVESCO Field at Mile High, in front of 75,735 and an ABC national television audience.

After a slow start, the Broncos slowly but surely took control of the contest, scoring in every quarter and outgaining their opponents 473-308. The Broncos struck first, scoring with 1:09 left in the first quarter on a one-yard touchdown pass from Brian Griese to Patrick Hape as Denver scored the first points in their new home. After the Giants answered in the second quarter, Griese led Denver right back down the field and connected with Ed McCaffrey for a 16-yard score that sent the home team to the locker room with a 14-7 lead.

The Giants would answer again and tie the score at 14 before Denver would reel off 17 consecutive points and take full command of the game. Touchdowns by Rod Smith and Mike Anderson sandwiched around a 37-yard field goal by Jason Elam—who narrowly missed breaking by two yards his own NFL record when he missed wide left on a 65-yard field goal to close the first half.

Terrell Davis recorded his 33rd career regular season 100-yard game and Griese recorded the eighth career 300-yard passing day. Smith also added the 22nd regular season 100-yard receiving game of his career. However, two events that occurred within 12 hours of each other would quickly dampen the spirits throughout the Rocky Mountain region. Secondly, McCaffrey was lost for the season during the contest after breaking the tibia and fibula in his left leg. Primarily, the entire nation was rocked the morning after the game by terrorist attacks in New York and Washington, D.C.

OFFICIALS

Referee — Bill Athan (22); Umpire — Jim Daopoulos (75); Head Linesman — Dale Newhouse (62); Line Judge — Jim Millendore (26); Field Judge — Bud McCleskey (67); Side Judge — Neely Dunn (89); Back Judge — Jack Foliardi (120); Replay — Bob Mantooh

STARTING LINEUPS

New York Giants				Denver Broncos			
Offense		Defense		Offense		Defense	
WR 81 A. Toomer	LE 92 M. Strahan	WR 80 R. Smith	LE 97 K. Washington	LT 76 L. Brown	LT 97 C. Griffin	LT 70 T. Teague	LT 91 C. McGlockton
LG 62 G. Parker	RT 75 K. Hamilton	LG 64 L. Friedman	RT 93 T. Pryce	C 52 D. Zeigler	RE 90 K. Holmes	C 66 T. Nalen	RE 95 K. Pittman
RG 65 R. Stone	OLB 53 B. Short	RG 62 D. Neil	WLB 51 J. Mobley	RT 77 L. Pettigout	MLB 58 M. Barrow	RT 78 M. Lepsis	MLB 56 A. Wilson
TE 89 D. Campbell	OLB 98 J. Armstead	TE 89 D. Carswell	SLB 53 B. Romanowski	WR 84 J. Jurevicius	LCB 41 D. Thomas	WR 87 E. McCaffrey	LCB 24 D. O'Neal
QB 5 K. Collins	RCB 24 W. Peterson	QB 14 B. Griese	RCB 27 D. Walker	RB 21 T. Barber	SS 20 S. Garnes	RB 30 T. Davis	SS 28 K. Kennedy
FB 34 G. Comella	FS 36 S. Williams	FB 86 P. Hape	FB 26 E. Brown				

DENVER SUBSTITUTIONS: K 1 J. Elam, P 16 T. Rouen, RB 22 O. Gary, CB 23 W. Middlebrooks, CB 25 E. Davis, S 32 B. Jenkins, CB 33 J. Spencer, FB 37 T. Carter, RB 38 M. Anderson, FB 42 D. Smith, S 48 G. Coghill, LB 52 I. Gold, LB 55 K. Burns, G/C 63 D. Diaz-Infante, T 65 C. Carlisle, WR 82 K. Kasper, WR 84 C. Cole, WR 85 E. Kennison, TE 88 D. Clark, DT 90 J. Johnson, DE 92 B. Berry, DT 94 L. Lett. **DID NOT PLAY:** QB 12 G. Frerotte. **INACTIVE:** QB 11 S. Beuerlein, QB 17 J. Jackson, C 50 B. Hamilton, LB 54 L. Woodall, G 79 S. Herndon, WR 83 T. McGriff, DE 98 R. Hayward, DE 99 M. Reagor.

FIELD GOALS (made (___) & missed)

Player	Attempts	Yards	Points	OT	Total
O. Pochman	63WR				
		J. Elam	65WL (37)		
VISITOR	New York Giants	0	7	7	6
HOME	Denver Broncos	7	7	7	10

Team	Qtr	Clock Time	PLAY DESCRIPTION (Extra Point) (Drive Info)	SCORE	
				Visitor	Home
BRONCOS	1	1:09	P. Hape 1 yd. pass from B. Griese (J. Elam, kick) (4-31, 2:03)	0	7
GIANTS	2	12:55	A. Toomer 43 yd. pass from K. Collins (M. Andersen, kick) (7-74, 3:14)	7	7
BRONCOS	2	9:35	E. McCaffrey 16 yd. pass from B. Griese (J. Elam, kick) (6-71, 3:20)	7	14
GIANTS	3	10:36	A. Toomer 11 yd. pass from K. Collins (M. Andersen, kick) (8-80, 4:24)	14	14
BRONCOS	3	7:58	R. Smith 25 yd. pass from B. Griese (J. Elam, kick) (5-66, 2:38)	14	21
BRONCOS	4	13:40	J. Elam 37 yd. Field Goal (8-56, 2:34)	14	24
BRONCOS	4	9:05	M. Anderson 6 yd. run (J. Elam, kick) (5-77, 2:19)	14	31
GIANTS	4	1:51	M. Rivers 1 yd. pass from K. Collins (kick blocked) (10-90, 2:01)	20	31

FINAL BRONCOS DEFENSIVE STATISTICS
(Based on coaches' film review)

Player	UT	A	TT	S-yds	I-yds	PD	FF	FR	Player	UT	A	TT	S-yds	I-yds	PD	FF	FR
J. Mobley	7	2	9	0-0	0-0	0	0	0	I. Gold	1	0	1	1-2	0-0	0	0	0
B. Romanowski	7	1	8	1-3	0-0	0	0	0	B. Jenkins	1	0	1	0-0	0-0	0	0	0
A. Wilson	6	2	8	0-0	0-0	0	0	0	J. Johnson	1	0	1	0-0	0-0	0	0	0
K. Kennedy	4	1	5	0-0	0-0	1	0	0	L. Lett	1	0	1	0-0	0-0	0	0	0
T. Pryce	4	1	5	1-8	0-0	0	0	0	B. Berry	0	0	0	0-0	0-0	0	0	0
E. Brown	4	0	4	0-0	0-0	0	0	0	K. Burns	0	0	0	0-0	0-0	0	0	0
D. O'Neal	3	1	4	0-0	0-0	2	0	0	K. Pittman	0	0	0	0-0	0-0	0	0	0
D. Walker	3	1	4	0-0	0-0	0	0	0	J. Spencer	0	0	0	0-0	0-0	0	0	0
C. McGlockton	3	0	3	0-0	0-0	0	0	0	K. Washington	0	0	0	0-0	0-0	0	0	0
E. Davis	1	1	2	0-0	0-0	0	0	0	Team Totals	46	10	56	3-13	0-0	3	0	0

FINAL INDIVIDUAL STATISTICS

New York Giants							Denver Broncos										
RUSHING	ATT	YDS	AVG	LG	TD		RUSHING	ATT	YDS	AVG	LG	TD					
R. Dayne	6	30	5.0	12	0		T. Davis	21	101	4.8	26	0					
T. Barber	10	28	2.8	16	0		R. Smith	2	24	12.0	17	0					
K. Collins	3	5	1.7	3	0		M. Anderson	6	10	1.7	7	1					
Total	19	63	3.3	16	0		B. Griese	5	8	1.6	11	0					
							P. Hape	2	0	0.0	0	0					
							Total	36	143	4.0	26	1					
PASSING							PASS RECEIVING										
ATT	CMP	YDS	TD	LG	IN	Rtg.	NO	YDS	AVG	LG	TD						
K. Collins	34	19	258	3/13	3	44	0	109.7	B. Griese	29	21	330	0/0	3	39	0	144.3
Total	34	19	258	3/13	3	44	0	109.7	Total	29	21	330	0/0	3	39	0	144.3
INTERCEPTIONS							PUNTING										
NO	YDS	AVG	LG	TD			NO	YDS	AVG	LG	TD	IN20	LG				
Total	0	0	0.0	0	0	0	R. Williams	8	441	55.1	1	3	90				
							Total	8	4414	55.1	1	3	90				
PUNT RETURNS							KICKOFF RETURNS										
NO	YDS	AVG	FC	LG	TD		NO	YDS	AVG	FC	LG	TD					
T. Barber	3	24	8.0	1	15	0	R. Dixon	4	89	22.3	0	27	0				
Total	3	24	8.0	1	15	0	(TOUCHBACK)	2	0	0.0	0	0	0				
							Returns	4	89	22.3	0	27	0				
RETURNS							FUMBLES										
NO	YDS	AVG	FC	LG	TD		Fum	Own	Opp.	Out							
Total	3	24	8.0	1	15	0	New York Giants	1	0	0	0	0	0				
							T. Barber	1	0	0	0	0	0				
							Total	1	0	0	0	0	0				
							Denver Broncos	1	1	0	0	0	0				
							B. Griese	1	1	0	0	0	0				
							Total	1	1	0	0	0	0				

FINAL TEAM STATISTICS

	VISITOR GIANTS	HOME BRONCOS
TOTAL FIRST DOWNS	17	25
By Rushing	4	11
By Passing	11	13
By Penalty	2	1
THIRD DOWN EFFICIENCY	6-14-43%	3-11-27%
FOURTH DOWN EFFICIENCY	0-0-0%	0-1-0%
TOTAL NET YARDS	308	473
Total Offensive Plays (inc. times thrown passing)	56	65
Average gain per offensive play	5.5	7.3
NET YARDS RUSHING	63	143
Total Rushing Plays	19	36
Average gain per rushing play	3.3	4.0
Tackles for a loss — number and yards	3-7	5-10
NET YARDS PASSING	245	330
Times thrown — yards lost attempting to pass	3-13	0-0
Gross yards passing	258	330
PASS ATTEMPTS-COMPLETIONS-HAD INTERCEPTED	34-19-0	29-21-0
Average gain per pass play (inc. # thrown passing)	6.6	11.4
KICKOFFS Number-In End Zone-Touchbacks	4-2-1	6-6-2
PUNTS Number and Average	8-55.1	4-50.3
Had Blocked	0	0
FGs — PATS Had Blocked	0-1	0-0
Net punting average	45.9	44.3
TOTAL RETURN YARDAGE (Not Including Kickoffs)	24	54
No. and Yards Punt Returns	3-24	3-54
No. and Yards Kickoff Returns	4-89	2-47
No. and Yards Interception Returns	0-0	0-0
PENALTIES Number and Yards	7-35	6-36
FUMBLES Number and Lost	1-0	1-0
TOUCHDOWNS	3	4
Rushing	0	1
Passing	3	3
EXTRA POINTS Made-Attempts	2-3	4-4
Kicking Made-Attempts	2-3	4-4
FIELD GOALS Made-Attempts	0-1	1-2
RED ZONE EFFICIENCY	2-2-100%	3-5-60%
GOAL TO GO EFFICIENCY	1-1-100%	2-3-67%
SAFETIES	0	3
FINAL SCORE	20	31
TIME OF POSSESSION	25:21	34:39



Weather: Sunny, 103°, Wind SE 6 mph • Attendance: 50,913 • Time: 3:05

The Broncos improved to 2-0 for the first time since 1998 with a 38-17 victory over the Arizona Cardinals in front of 50,913 and a national television audience on ESPN's Sunday Night Football. The game marked the NFL's return after a one-week hiatus due to the terrorist attacks on our country on Sept. 11, 2001.

After a sluggish start the Broncos reeled off 38 consecutive points to maintain their unbeaten status in six meetings all-time with the Cardinals (5-0-1). Arizona led 10-0 early in the second quarter when Denver got its offense in gear. Two Cardinals turnovers helped open the door to three straight Jason Elam field goals to pull the Broncos within one point at 10-9, and then a miraculous 10-yard fingertip touchdown grab by Rod Smith sent Denver to the locker room with a 17-10 advantage.

Arizona's third turnover of the night gave Denver another short field, something they took little time to capitalize on, as Brain Griese connected with Smith again from 34 yards out to give Denver a two-touchdown cushion on the only play of the drive. The lead grew to 31-10 on Griese's third touchdown pass of the night, this one to Patrick Hape. That tied Griese's career high for touchdown passes in a game for the second straight game. He also completed more than 70% of his passes for the second straight game.

Denver's running game took over in the fourth quarter with Mike Anderson (19-58) and Olandis Gary (14-90) leading the way. Gary scored his first touchdown since Christmas Day 1999 on a scintillating 9-yard run that closed out Denver's scoring for the night.

During the contest, Smith set a franchise record with 14 receptions and registered his second straight 100-yard game of the season. Griese passed Charley Johnson (517) for fourth place in career pass completions by a Bronco; passed Floyd Little (6,366) and Steve Ramsey (6,437) for seventh and sixth place, respectively, for career total offense by a Bronco; and also passed Steve Tensi (38) for sixth place all-time in touchdown passes by a Bronco. Denver also made it two straight years in which they opened the season without committing a turnover through two games.

OFFICIALS

Referee — Ron Blum (7); Umpire — Neil Gereb (50); Head Linesman — Mark Baltz (26); Line Judge — Tom Stephan (68); Field Judge — Al Jury (106); Side Judge — Ron Liebsack (76); Back Judge — Bill Schmitz (22); Replay — Hendi Ancich

STARTING LINEUPS

Denver Broncos				Arizona Cardinals			
Offense		Defense		Offense		Defense	
WR 80 R. Smith	LE 97 K. Washington	WR 89 D. Boston	LE 72 J. Issa	WR 89 D. Boston	LE 72 J. Issa	WR 89 D. Boston	LE 72 J. Issa
LT 70 T. Teague	LT 91 C. McGlockton	LT 70 L. Shelton	LT 98 R. Davis	LT 70 L. Shelton	LT 98 R. Davis	LT 70 L. Shelton	LT 98 R. Davis
LG 64 L. Friedman	RT 93 T. Pryce	LG 66 P. Kendall	RT 92 B. Tanner	LG 66 P. Kendall	RT 92 B. Tanner	LG 66 P. Kendall	RT 92 B. Tanner
C 66 T. Nalen	RE 95 K. Pittman	C 60 M. Gruttadauria	RE 93 K. Vanden Bosch	C 60 M. Gruttadauria	RE 93 K. Vanden Bosch	C 60 M. Gruttadauria	RE 93 K. Vanden Bosch
RG 62 D. Neil	WLB 51 J. Mobley	RG 75 L. Davis	LLB 55 R. Thompson	RG 75 L. Davis	LLB 55 R. Thompson	RG 75 L. Davis	LLB 55 R. Thompson
RT 78 M. Lepsis	MLB 56 A. Wilson	RT 65 A. Clement	MLB 57 R. McKinnon	RT 65 A. Clement	MLB 57 R. McKinnon	RT 65 A. Clement	MLB 57 R. McKinnon
TE 89 D. Carswell	SLB 53 B. Romanowski	TE 80 T. Hardy	RLB 59 R. Fredrickson	TE 80 T. Hardy	RLB 59 R. Fredrickson	TE 80 T. Hardy	RLB 59 R. Fredrickson
WR 85 E. Kennison	LCB 24 D. O'Neal	WR 81 F. Sanders	LCB 24 T. Knight	WR 81 F. Sanders	LCB 24 T. Knight	WR 81 F. Sanders	LCB 24 T. Knight
QB 14 B. Griese	RCB 27 D. Walker	QB 16 J. Plummer	RCB 25 C. Chavous	QB 16 J. Plummer	RCB 25 C. Chavous	QB 16 J. Plummer	RCB 25 C. Chavous
RB 38 M. Anderson	SS 28 K. Kennedy	RB 26 T. Jones	SS 40 P. Tillman	RB 26 T. Jones	SS 40 P. Tillman	RB 26 T. Jones	SS 40 P. Tillman
TE 88 D. Clark	FS 26 E. Brown	TE 83 T. Mitchell	FS 42 K. Lassiter	TE 83 T. Mitchell	FS 42 K. Lassiter	TE 83 T. Mitchell	FS 42 K. Lassiter

DENVER SUBSTITUTIONS: K 1 J. Elam, QB 12 G. Frotter, P 16 T. Rouen, RB 22 O. Gary, CB 23 W. Middlebrooks, CB 25 E. Davis, S 32 B. Jenkins, CB 33 J. Spencer, FB 37 T. Carter, FB 42 D. Smith, S 48 G. Coghill, LB 52 I. Gold, LB 54 L. Woodall, LB 55 K. Burns, G/C 63 D. Diaz-Infante, T 65 C. Carlisle, WR 82 K. Kasper, WR 83 T. McGriff, WR 84 C. Cole, TE 86 P. Hape, DT 90 J. Johnson, DE 92 B. Berry, DT 94 L. Lett. **INACTIVE:** QB 11 S. Beuerlein, QB 17 J. Jackson, RB 30 T. Davis, C 50 B. Hamilton, G 79 S. Herndon, WR 81 K. Poole, DE 98 R. Hayward, DE 99 M. Reagor.

FIELD GOALS (made () & missed)

Player	Yds	Made	Missed
J. Elam	(49) (31) (35)	3	2
B. Gramatica	(28)	4	0
VISITOR	Denver Broncos	0	17
HOME	Arizona Cardinals	3	7

Team	Qtr	Clock Time	PLAY DESCRIPTION (Extra Point) (Drive Info)	SCORE	
				Visitor	Home
CARDINALS	1	7:43	B. Gramatica 28 yd. Field Goal (11-69, 7:17)	0	3
CARDINALS	2	14:57	T. Jones 1 yd. run (B. Gramatica, kick) (6-80, 3:35)	0	10
BRONCOS	2	11:24	J. Elam 49 yd. Field Goal (8-49, 3:33)	3	10
BRONCOS	2	5:04	J. Elam 31 yd. Field Goal (6-18, 1:50)	6	10
BRONCOS	2	3:23	J. Elam 35 yd. Field Goal (4-6, 1:27)	9	10
BRONCOS	2	0:32	R. Smith 10 yd. pass from B. Griese (B. Griese-D. Carswell pass) (6-69, 1:04)	17	10
BRONCOS	3	11:51	R. Smith 34 yd. pass from B. Griese (J. Elam, kick) (1-34, 0:10)	24	10
BRONCOS	3	5:53	P. Hape 1 yd. pass from B. Griese (J. Elam, kick) (6-88, 3:19)	31	10
BRONCOS	4	13:38	O. Gary 9 yd. run (J. Elam, kick) (8-80, 4:40)	38	10
CARDINALS	4	4:54	T. Hardy 6 yd. pass from J. Plummer (B. Gramatica, kick) (8-80, 2:59)	38	17

FINAL BRONCOS DEFENSIVE STATISTICS
(Based on coaches' film review)

Player	UT	A	TT	S-yds	I-yds	PD	FF	FR	Player	UT	A	TT	S-yds	I-yds	PD	FF	FR
J. Mobley	6	2	8	0-0	0-0	0	0	0	K. Washington	2	0	2	1-7	0-0	0	0	0
K. Kennedy	6	0	6	0-0	0-0	1	0	0	K. Burns	1	1	2	0-0	0-0	0	0	0
D. O'Neal	4	2	6	0-0	0-0	2	0	0	C. McGlockton	1	1	2	0-0	0-0	0	0	0
A. Wilson	4	1	5	1-8	0-0	0	0	0	B. Berry	1	0	1	0-0	0-0	0	0	1
B. Romanowski	1	3	4	0-0	0-0	0	0	0	E. Brown	1	0	1	0-0	0-0	0	0	0
D. Walker	3	0	3	0-0	1-21	0	0	0	I. Gold	1	0	1	0-0	0-0	0	0	0
L. Lett	2	0	2	0-0	0-0	0	0	0	E. Davis	0	0	0	0-0	0-0	0	0	0
K. Pittman	2	0	2	0-0	0-0	0	1	0	J. Johnson	0	0	0	0-0	0-0	0	0	0
T. Pryce	2	0	2	1-3	0-0	0	0	0	Team Totals	37	10	47	3-18	1-21	3	1	1

FINAL INDIVIDUAL STATISTICS

Denver Broncos										Arizona Cardinals									
RUSHING		ATT	YDS	AVG	LG	TD	TKD/		Rtg.	RUSHING		ATT	YDS	AVG	LG	TD	TKD/		Rtg.
O. Gary	14	90	6.4	29	1					T. Jones	17	65	3.8	21	1				
M. Anderson	19	58	3.1	12	0					J. Plummer	1	19	19.0	19	0				
G. Frotter	4	-1	-0.3	1	0					Total	18	84	4.7	21	1				
Total	37	147	4.0	29	1					Total	18	84	4.7	21	1				
PASSING		ATT	CMP	YDS	YD	TD	LG	IN	Rtg.	PASSING		ATT	CMP	YDS	YD	TD	LG	IN	Rtg.
B. Griese	31	22	242	1/8	3	34t	0	126.0		J. Plummer	28	16	242	3/18	1	47	1	82.7	
Total	31	22	242	1/8	3	34	0	126.0		Total	28	16	242	3/18	1	47	1	82.7	
PASS RECEIVING		NO	YDS	AVG	LG	TD	TKD/		Rtg.	PASS RECEIVING		NO	YDS	AVG	LG	TD	TKD/		Rtg.
R. Smith	14	162	11.6	34t	2					D. Boston	8	145	18.1	47	0				
D. Clark	3	34	11.3	15	0					F. Sanders	4	28	7.0	11	0				
D. Carswell	2	33	16.5	25	0					M. Jenkins	1	30	30.0	30	0				
E. Kennison	2	12	6.0	8	0					T. Mitchell	1	20	20.0	20	0				
P. Hape	1	1	1.0	1t	1					T. Jones	1	13	13.0	13	0				
Total	22	242	11.0	34	3					Total	16	242	15.1	47	1				
INTERCEPTIONS		NO	YDS	AVG	LG	TD	TKD/		Rtg.	INTERCEPTIONS		NO	YDS	AVG	LG	TD	TKD/		Rtg.
D. Walker	1	21	21.0	21	0					D. Walker	1	17	17.0	17	0				
Total	1	21	21.0	21	0					Total	1	17	17.0	17	0				
PUNTING		NO	YDS	AVG	TB	IN20	LG	TKD/		PUNTING		NO	YDS	AVG	TB	IN20	LG	TKD/	
T. Rouen	4	217	54.3	1	0	57				S. Player	5	235	47.0	1	2	58			
Total	4	217	54.3	1	0	57				Total	5	235	47.0	1	2	58			
PUNT RETURNS		NO	YDS	AVG	FC	LG	TD	TKD/		PUNT RETURNS		NO	YDS	AVG	FC	LG	TD	TKD/	
O. Neal	2	20	10.0	0	10	0				A. Jackson	3	37	12.3	0	29	0			
(DOWNED)	2	0	0.0	0	0	0				(TOUCHBACK)	1	0	0.0	0	0	0			
(TOUCHBACK)	1	0	0.0	0	0	0				Total	3	37	12.3	0	29	0			
Returns	2	20	10.0	0	10	0				Returns	3	37	12.3	0	29	0			
KICKOFF RETURNS		NO	YDS	AVG	FC	LG	TD	TKD/		KICKOFF RETURNS		NO	YDS	AVG	FC	LG	TD	TKD/	
K. Kasper	2	53	26.5	0	29	0				M. Jenkins	7	173	24.7	0	39	0			
(TOUCHBACK)	1	0	0.0	0	0	0				(TOUCHBACK)	1	0	0.0	0	0	0			
Returns	2	53	26.5	0	29	0				Returns	7	173	24.7	0	39	0			

Denver Broncos										Arizona Cardinals													
FUMBLES		Fum	Own	Rec.	Yds	TD	FF	Opp. Rec.	Yds	TD	Out Bnds	FUMBLES		Fum	Own	Rec.	Yds	TD	FF	Opp. Rec.	Yds	TD	Out Bnds
D. Walker	1	1	0	0	0	0	0	0	0	0	0	T. Hardy	0	0	0	0	1	0	0	0	0	0	0
K. Burns	0	0	0	0	1	0	0	0	0	0	0	M. Jenkins	1	0	0	0	0	0	0	0	0	0	0
I. Gold	0	0	0	0	1	0	0	0	0	0	0	P. Tillman	0	0	0	0	1	0	0	0	0	0	0
D. Clark	1	0	0	0	0	0	0	0	0	0	1	T. Jones	1	0	0	0	0	0	0	0	0	0	0
K. Pittman	0	0	0	0	1	0	0	0	0	0	0	Total	2	0	0	0	2	0	0	0	0	0	0
B. Berry	0	0	0	0	0	0	0	0	0	0	0	Total	2	0	0	0	2	0	0	0	0	0	0
Total	2	1	0	0	2	2	0	0	0	1	0	Total	2	0	0	0	2	0	0	0	0		

4 DENVER 20, KANSAS CITY 6
 Oct. 7, 2001 • INVESCO Field at Mile High • Denver 

Weather: Mostly Cloudy, 74°, Wind SW 9 mph • **Attendance:** 75,037 • **Time:** 2:54

The Broncos got back on the winning track with their first win over Kansas City in three seasons, capturing a 20-6 decision in front of 75,037 at INVESCO Field at Mile High.

An NFL-record-tying day by cornerback Deltha O'Neal helped Denver hold an opponent without a touchdown for the first time since Dec. 21, 1997. O'Neal, who entered the game without having made an interception in his first 19 NFL games, picked off four passes to become the 18th different player (19th time) to accomplish the feat in NFL history. It was the third time a Bronco had done it and the first time in 37 years a Bronco had four swipes in a game.

O'Neal's first interception stopped a Kansas City drive, and then Mike Anderson ripped off a 62-yard touchdown run to give Denver a 7-0 lead they would never relinquish. The teams then exchanged field goals before Griese hit Rod Smith for a 4-yard score on the first offensive play after O'Neal's third pick of the game.

Anderson's rushing total was the fourth-highest of his young career—and his highest at home—and Smith's 100-yard performance was the 24th of his Broncos career (regular season), tying the team mark set by Lionel Taylor. The win left Denver in a three-way tie for first place with Oakland and San Diego and helped Denver start a season 3-1 or better for the 17th time in the franchise's 42-year history. It also pushed Denver's record in their new home to 2-1 in regular season play.

OFFICIALS

Referee — Mike Carey (94); **Umpire** — Garth DeFelice (53); **Head Linesman** — Terry Gierke (72); **Line Judge** — Walt Anderson (66); **Field Judge** — Dave Warden (27); **Side Judge** — Tom Fincken (47); **Back Judge** — Keith Ferguson (61); **Replay** — Howard Slavin

STARTING LINEUPS

Kansas City Chiefs				Denver Broncos			
Offense		Defense		Offense		Defense	
WR 81 M. Minnis	LE 98 E. Hicks	WR 80 R. Smith	LE 97 K. Washington				
LT 76 J. Tait	LT 93 J. Browning	LT 70 T. Teague	LT 91 C. McGlockton				
LG 70 M. Spears	NT 95 D. Ransom	LG 64 L. Friedman	RT 93 T. Pryce				
C 62 C. Wiegmann	RE 97 R. Owens	C 66 T. Nalen	RE 95 K. Pittman				
RG 68 W. Shields	LLB 56 L. Bush	RG 62 D. Neil	WLB 51 J. Mobley				
RT 66 V. Riley	MLB 53 M. Patton	RT 78 M. Lepsis	MLB 56 A. Wilson				
TE 88 T. Gonzalez	RLB 59 D. Edwards	TE 89 D. Carswell	SLB 53 B. Romanowski				
WR 82 D. Alexander	LCB 39 R. Crockett	WR 85 E. Kennison	LCB 24 D. O'Neal				
QB 10 T. Green	RCB 44 E. Warfield	QB 14 B. Griese	RCB 27 D. Walker				
RB 31 P. Holmes	SS 25 G. Wesley	RB 38 M. Anderson	SS 28 K. Kennedy				
FB 43 J. Williams	FS 21 J. Woods	FB 86 P. Hape	FS 26 E. Brown				

DENVER SUBSTITUTIONS: K 1 J. Elam, P 16 T. Rouen, RB 22 O. Gary, CB 23 W. Middlebrooks, CB 25 E. Davis, S 32 B. Jenkins, CB 33 J. Spencer, FB 37 T. Carter, FB 42 D. Smith, S 48 G. Coghill, LB 52 I. Gold, LB 54 L. Woodall, LB 55 K. Burns, G/C 63 D. Diaz-Infante, T 65 C. Carlisle, WR 82 K. Kasper, WR 83 T. McGriff, WR 84 C. Cole, TE 88 D. Clark, DT 90 J. Johnson, DE 92 B. Berry, DT 94 L. Lett. **DID NOT PLAY:** QB 12 G. Frerotte. **INACTIVE:** QB 17 J. Jackson, RB 30 T. Davis, TE 49 M. Dominguez, C 50 B. Hamilton, G 79 S. Herndon, WR 81 K. Poole, DE 98 R. Hayward, DE 99 M. Reagor.

FIELD GOALS (made () & missed)

Player	Qtr	Time	Yds	Result	OT	TOTAL
T. Peterson	(23)	(35)				
			1	2	3	4
VISITOR	Kansas City Chiefs		0	6	0	0
HOME	Denver Broncos		7	3	3	7

Team	Qtr	Clock Time	PLAY DESCRIPTION (Extra Point) (Drive Info)	SCORE		
				Visitor	Home	
BRONCOS	1	5:49	M. Anderson 62 yd. run (J. Elam, kick) (3-80, 1:10)	0	7	
CHIEFS	2	10:54	T. Peterson 23 yd. Field Goal (8-29, 3:50)	3	7	
BRONCOS	2	5:05	J. Elam 48 yd. Field Goal (11-38, 5:49)	3	10	
CHIEFS	2	1:18	T. Peterson 35 yd. Field Goal (13-70, 3:47)	6	10	
BRONCOS	3	3:04	J. Elam 24 yd. Field Goal (14-74, 8:17)	6	13	
BRONCOS	4	8:11	R. Smith 4 yd. pass from B. Griese (J. Elam, kick) (1-4, 0:05)	6	20	

FINAL BRONCOS DEFENSIVE STATISTICS
 (Based on coaches' film review)

Player	UT	A	TT	S-yds	I-yds	PD	FF	FR	Player	UT	A	TT	S-yds	I-yds	PD	FF	FR
B. Romanowski	7	3	10	0-0	0-0	0	0	0	K. Pittman	1	1	2	0-0	0-0	0	0	0
K. Kennedy	6	3	9	0-0	0-0	0	0	0	L. Lett	1	0	1	0-0	0-0	0	0	0
K. Washington	6	1	7	0-0	0-0	0	0	0	C. McGlockton	1	0	1	1-8	0-0	0	0	0
J. Mobley	5	1	6	0-0	0-0	0	0	0	D. Walker	1	0	1	0-0	0-0	1	0	0
E. Brown	4	1	5	0-0	0-0	0	0	0	L. Woodall	1	0	1	1-6	0-0	0	0	0
T. Pryce	4	0	4	1-4	0-0	0	0	0	B. Berry	0	1	1	0-0	0-0	0	0	0
A. Wilson	4	0	4	1-10	0-0	1	0	0	I. Gold	0	0	0	0-0	0-0	0	0	0
D. O'Neal	2	0	2	0-0	4-69	2	0	0	J. Johnson	0	0	0	0-0	0-0	0	0	0
J. Spencer	2	0	2	0-0	0-0	0	0	0	Team Totals	46	12	58	4-28	4-69	4	0	0
E. Davis	1	1	2	0-0	0-0	0	0	0									

FINAL INDIVIDUAL STATISTICS

Kansas City Chiefs										Denver Broncos													
RUSHING		ATT	YDS	AVG	LG	TD	PASSING		ATT	YDS	AVG	LG	TD	RUSHING		ATT	YDS	AVG	LG	TD			
P. Holmes		17	42	2.5	8	0	T. Green		40	25	283	4/28	0	35	4	44.1	M. Anderson		22	155	7.0	62t	1
Total		17	42	2.5	8	0	Total		40	25	283	4/28	0	35	4	44.1	Total		39	197	5.1	62t	1
PASS RECEIVING		NO	YDS	AVG	LG	TD	INTERCEPTIONS		NO	YDS	AVG	LG	TD	PASS RECEIVING		NO	YDS	AVG	LG	TD			
T. Gonzalez		8	129	16.1	35	0	M. Patton		1	0	0.0	0	0	B. Griese		20	11	121	2/18	1	32	1	69.0
P. Holmes		7	58	8.3	13	0	Total		1	0	0.0	0	0	Total		20	11	121	2/18	1	32	1	69.0
M. Minnis		5	56	11.2	15	0	Total		4	69	17.3	42	0	Total		11	121	11.0	32	1			
D. Alexander		4	33	8.3	16	0	Total		1	0	0.0	0	0	Total		4	69	17.3	42	0			
C. Thomas		1	7	7.0	7	0	Total		5	245	49.0	0	2	Total		5	245	49.0	0	2			
Total		25	283	11.3	35	0	Total		3	61	20.3	0	28	Total		3	62	20.7	0	30			
PUNTING		NO	YDS	AVG	TB	IN20	LG	PUNT RETURNS		NO	YDS	AVG	FC	LG	TD	KICKOFF RETURNS		NO	YDS	AVG	FC	LG	TD
D. Stryzinski		4	185	46.3	1	1	52	D. Hall		4	47	11.8	0	26	0	C. Cole		2	44	22.0	0	30	0
Total		4	185	46.3	1	1	52	L. Parker		1	2	2.0	0	2	0	K. Kasper		1	18	18.0	0	18	0
Total		5	49	9.8	0	26	0	Returns		5	49	9.8	0	26	0	Returns		0	0	0.0	1	0	0
FUMBLES		Fum	Rec.	Yds	TD	FF	Rec.	Yds	TD	FF	Rec.	Yds	TD	FF	Rec.	Yds	TD	FF	Rec.	Yds	TD	Bnds	
Kansas City Chiefs		0	0	0	0	0	0	0	0	0	0	0	0	0	0	0	0	0	0	0	0	0	
Denver Broncos		0	0	0	0	0	0	0	0	0	0	0	0	0	0	0	0	0	0	0	0	0	
Total		0	0	0	0	0	0	0	0	0	0	0	0	0	0	0	0	0	0	0	0	0	

FINAL TEAM STATISTICS

		VISITOR CHIEFS				HOME BRONCOS			
TOTAL FIRST DOWNS		16				15			
By Rushing		2				9			
By Passing		13				6			
By Penalty		1				0			
THIRD DOWN EFFICIENCY		3-11-27%				7-15-47%			
FOURTH DOWN EFFICIENCY		0-1-0%				0-0-0%			
TOTAL NET YARDS		297				300			
Total Offensive Plays (inc. times thrown passing)		61				61			
Average gain per offensive play		4.9				4.9			
NET YARDS RUSHING		42				197			
Total Rushing Plays		17				39			
Average gain per rushing play		2.5				5.1			
Tackles for a loss - number and yards		3-7				2-6			
NET YARDS PASSING		255				103			
Times thrown - yards lost attempting to pass		4-28				2-18			
Gross yards passing		283				121			
PASS ATTEMPTS-COMPLETIONS-HAD INTERCEPTED		40-25-4				20-11-1			
Average gain per pass play (inc. # thrown passing)		5.8				4.7			
KICKOFFS Number-In End Zone-Touchbacks		3-1-0				5-2-2			
PUNTS Number and Average		4-46.3				5-49.0			
Had Blocked		0				0			
FGs - PATs Had Blocked		0-0				0-0			
Net punting average		41.3				39.2			
TOTAL RETURN YARDAGE (Not Including Kickoffs)		49				69			
No. and Yards Punt Returns		5-49				0-0			
No. and Yards Kickoff Returns		3-61				3-62			
No. and Yards Interception Returns		1-0				4-69			
PENALTIES Number and Yards		2-15				8-53			
FUMBLES Number and Lost		0-0				0-0			
TOUCHDOWNS		0				2			
Rushing		0				1			
Passing		0				1			
EXTRA POINTS Made-Attempts		0-0				2-2			
Kicking Made-Attempts		0-0				2-2			
FIELD GOALS Made-Attempts		2-2				2-2			
RED ZONE EFFICIENCY		0-2-0%				1-2-50%			
GOAL TO GO EFFICIENCY		0-1-0%				1-2-50%			
SAFETIES		0				0			
FINAL SCORE		6				20			
TIME OF POSSESSION		28:48				31:12			

5 SEATTLE 34, DENVER 21
 Oct. 14, 2001 • Husky Stadium • Seattle, Wash. 

Weather: Cloudy, 54°, Wind NE 7 mph • **Attendance:** 61,837 • **Time:** 3:08

The Broncos fell to 3-2 after suffering a 34-21 defeat at the hands of the Seattle Seahawks in front of 61,837 at Husky Stadium, Denver's first ever loss at Husky Stadium in three games there.

The tone was set early for the Broncos on the opening possession of the game, when Shaun Alexander rambled 60 yards for a score that was followed by a Ryan Lindell field goal and a 55-yard interception return for a score by Reggie Tongue that forced the Broncos into a 17-0 hole by the early stages of the second quarter.

Brian Griese connected with Eddie Kennison from eight yards out to cut the deficit to 10, but the Seahawks answered again to increase their lead to 24-7. Keeping pace for the moment, Griese then connected with Rod Smith on a 1-yd. scoring pass to make the halftime margin 24-14.

Denver, however, would never get any closer, as Seattle's Alex Bannister blocked a Tom Rouen punt and returned it for a touchdown, Lindell added a 23-yard field goal to put the Seahawks ahead 34-14 with 11:21 to play. The Broncos did not score any offensive points in the second half, and only managed to narrow the margin to 34-21 with 1:40 remaining when Deltha O'Neal returned a Seattle punt 86 yards for a touchdown. It was the fourth-longest punt return in team history; was O'Neal's first career punt return for a TD, and his second career touchdown.

In the contest, Griese—who threw three interceptions in a game for only the second time—passed Steve Ramsey (919) for fifth place on Denver's all-time list for attempts and passed teammate Terrell Davis (7,011) for fifth place on the franchise's list for total offense. Smith passed Vance Johnson (37) for sixth place on the team's all-time list for touchdown receptions and passed Riley Odoms (396) for fourth place on the receptions list. A huge detriment to Denver's cause was the 148 yards in penalties they incurred, second most in franchise history.

OFFICIALS

Referee — Larry Nemmers (20); **Umpire** — Chad Brown (31); **Head Linesman** — Dale Williams (8); **Line Judge** — Mike Spanier (90); **Field Judge** — Paul Baetz (22); **Side Judge** — Carl Cheffers (51); **Back Judge** — Kirk Dornan (6); **Replay** — Larry Hill

STARTING LINEUPS

Denver Broncos				Seattle Seahawks			
Offense		Defense		Offense		Defense	
WR 80 R. Smith	LE 97 K. Washington	WR 81 K. Robinson	LE 70 M. Sinclair				
LT 70 T. Teague	LT 91 C. McGlockton	LT 71 W. Jones	LT 90 C. Eaton				
LG 64 L. Friedman	RT 93 T. Pryce	LG 76 S. Hutchinson	RT 93 J. Randle				
C 66 T. Nalen	RE 95 K. Pittman	C 61 R. Tobeck	RE 92 L. King				
RG 62 D. Neil	WLB 51 J. Mobley	RG 62 C. Gray	OLB 51 A. Simmons				
RT 78 M. Lepsis	MLB 56 A. Wilson	RT 74 T. Weiner	MLB 99 L. Kirkland				
TE 89 D. Carswell	SLB 53 B. Romanowski	TE 86 C. Fauria	OLB 94 C. Brown				
WR 85 E. Kennison	LCB 24 D. O'Neal	WR 82 D. Jackson	LCB 27 W. Williams				
QB 14 B. Griese	RCB 27 D. Walker	QB 4 T. Dillfer	RCB 24 S. Springs				
RB 38 M. Anderson	SS 28 K. Kennedy	RB 37 S. Alexander	SS 25 R. Tongue				
FB 86 P. Hape	FS 26 E. Brown	FB 38 M. Strong	FS 31 M. Robertson				

DENVER SUBSTITUTIONS: K 1 J. Elam, P 16 T. Rouen, RB 22 O. Gary, CB 25 E. Davis, S 32 B. Jenkins, CB 33 J. Spencer, FB 37 T. Carter, FB 42 D. Smith, S 48 G. Coghill, TE 49 M. Dominguez, LB 52 L. Gold, LB 54 L. Woodall, LB 55 K. Burns, G/C 63 D. Diaz-Infante, T 65 C. Carlisle, WR 81 K. Poole, WR 83 T. McGriff, WR 84 C. Cole, TE 88 D. Clark, DE 92 B. Berry, DT 94 L. Lett. **DID NOT PLAY:** QB 12 G. Fretotte, DT 90 J. Johnson. **INACTIVE:** QB 17 J. Jackson, CB 23 W. Middlebrooks, RB 30 T. Davis, C 50 B. Hamilton, G 79 S. Herndon, WR 82 K. Kasper, DE 98 R. Hayward, DE 99 M. Reagar.

FIELD GOALS (made () & missed)

VISITOR	Denver Broncos	HOME	Seattle Seahawks
			R. Lindell
	1	2	3
	0	14	0
	10	14	7
			(44) (23)

Team	Qtr	Clock Time	PLAY DESCRIPTION (Extra Point) (Drive Info)	SCORE	
				Visitor	Home
SEAHAWKS	1	11:54	S. Alexander 60 yd. run (R. Lindell, kick) (6-86, 3:06)	0	7
SEAHAWKS	1	5:41	R. Lindell 44 yd. Field Goal (8-26, 4:10)	0	10
SEAHAWKS	2	14:48	R. Tongue 55 yd. interception return (R. Lindell, kick)	0	17
BRONCOS	2	6:18	E. Kennison 8 yd. pass from B. Griese (J. Elam, kick) (6-59, 3:03)	7	17
SEAHAWKS	2	3:14	S. Alexander 1 yd. run (R. Lindell, kick) (6-71, 3:04)	7	24
BRONCOS	2	0:09	R. Smith 1 yd. pass from B. Griese (J. Elam, kick) (11-71, 3:05)	14	24
SEAHAWKS	3	5:34	A. Bannister 9 yd. return of blocked punt (R. Lindell, kick)	14	31
SEAHAWKS	4	11:21	R. Lindell 23 yd. Field Goal (12-58, 5:54)	14	34
BRONCOS	4	1:40	D. O'Neal 86 yd. punt return (J. Elam, kick)	21	34

FINAL BRONCOS DEFENSIVE STATISTICS

(Based on coaches' film review)

Player	UT	A	TT	S-yds	I-yds	PD	FF	FR	Player	UT	A	TT	S-yds	I-yds	PD	FF	FR
A. Wilson	11	3	14	0-0	0-0	0	0	0	T. Pryce	3	1	4	0-0	0-0	2	0	0
B. Romanowski	6	3	9	0-0	0-0	0	0	0	D. Walker	2	0	2	0-0	0-0	0	0	0
J. Mobley	6	2	8	0-0	0-0	0	0	1	I. Gold	1	1	2	0-0	0-0	0	0	0
K. Kennedy	5	2	7	0-0	0-0	0	0	0	E. Davis	1	0	1	0-0	0-0	0	0	0
E. Brown	5	1	6	1-9	0-0	1	0	0	L. Lett	1	0	1	0-0	0-0	0	0	0
K. Pittman	5	0	5	0-0	0-0	0	0	0	L. Woodall	1	0	1	0-0	0-0	0	0	0
C. McGlockton	4	0	4	0-0	0-0	0	0	0	B. Berry	0	0	0	0-0	0-0	0	0	0
K. Washington	4	0	4	1-8	0-0	0	1	0	Team Totals	58	14	72	2-17	0-0	3	1	1
D. O'Neal	3	1	4	0-0	0-0	0	0	0									

FINAL INDIVIDUAL STATISTICS

Denver Broncos										Seattle Seahawks																			
RUSHING		ATT	YDS	AVG	LG	TD	PASSING		ATT	CMP	YDS	TD	LG	IN	Rtg.	INTERCEPTIONS		NO	YDS	AVG	LG	TD							
M. Anderson	17	51	3.0	7	0	B. Griese	36	24	209	3/20	2	25	3	65.6	R. Tongue	2	62	31.0	55t	1	T. Dillfer	18	12	110	2/17	0	20	0	83.1
B. Griese	2	38	19.0	21	0	T. Dillfer	3	1	110	2/17	0	20	0	83.1	S. Springs	1	0	0.0	0	0	M. Strong	18	12	110	2/17	0	20	0	83.1
O. Gary	1	3	3.0	3	0	Total	36	24	209	3/20	2	25	3	65.6	Total	3	62	20.7	55t	1	Total	18	12	110	2/17	0	20	0	83.1
Total	20	92	4.6	21	0	PASS RECEIVING	NO	YDS	AVG	LG	TD	PASS RECEIVING	NO	YDS	AVG	LG	TD	INTERCEPTIONS	NO	YDS	AVG	LG	TD						
E. Kennison	6	84	14.0	25	1	D. Jackson	4	38	9.5	20	0	D. Jackson	4	38	9.5	20	0	R. Tongue	2	62	31.0	55t	1						
R. Smith	6	43	7.2	13	1	S. Alexander	2	24	12.0	19	0	S. Alexander	2	24	12.0	19	0	S. Springs	1	0	0.0	0	0						
D. Carswell	4	40	10.0	25	0	K. Robinson	2	21	10.5	12	0	K. Robinson	2	21	10.5	12	0	Total	3	62	20.7	55t	1						
D. Clark	2	17	8.5	9	0	C. Fauria	1	12	12.0	12	0	C. Fauria	1	12	12.0	12	0	Total	12	110	9.2	20	0						
T. Carter	2	14	7.0	9	0	B. Engram	1	6	6.0	6	0	B. Engram	1	6	6.0	6	0	INTERCEPTIONS	NO	YDS	AVG	LG	TD						
M. Anderson	2	9	4.5	12	0	M. Strong	1	5	5.0	5	0	M. Strong	1	5	5.0	5	0	R. Tongue	2	62	31.0	55t	1						
M. Dominguez	1	2	2.0	2	0	A. Bannister	1	4	4.0	4	0	A. Bannister	1	4	4.0	4	0	S. Springs	1	0	0.0	0	0						
P. Hape	1	0	0.0	0	0	Total	24	209	8.7	25	2	Total	12	110	9.2	20	0	Total	3	62	20.7	55t	1						
Total	24	209	8.7	25	2	INTERCEPTIONS	NO	YDS	AVG	LG	TD	INTERCEPTIONS	NO	YDS	AVG	LG	TD	Total	3	62	20.7	55t	1						
Total	0	0	0.0	0	0	PUNTING	NO	YDS	AVG	TB	IN20	LG	PUNTING	NO	YDS	AVG	TB	IN20	LG	Total	3	133	44.3	0	0	47			
T. Rouen	4	182	45.5	0	1	50	J. Feagles	3	133	44.3	0	0	47	Total	3	133	44.3	0	0	47									
(BLOCKED)	1	0	0.0	0	0	0	Total	5	182	36.4	0	1	50	PUNT RETURNS	NO	YDS	AVG	FC	LG	TD	PUNT RETURNS	NO	YDS	AVG	FC	LG	TD		
Total	5	182	36.4	0	1	50	Total	3	50	16.7	1	27	0	Total	3	50	16.7	1	27	0									
PUNT RETURNS	NO	YDS	AVG	FC	LG	TD	PUNT RETURNS	NO	YDS	AVG	FC	LG	TD	Returns	3	50	16.7	1	27	0									
D. O'Neal	2	92	46.0	0	86t	1	B. Engram	3	50	16.7	1	27	0	Returns	3	50	16.7	1	27	0									
(DOWNED)	1	0	0.0	0	0	0	Total	3	50	16.7	1	27	0	KICKOFF RETURNS	NO	YDS	AVG	FC	LG	TD	KICKOFF RETURNS	NO	YDS	AVG	FC	LG	TD		
Returns	2	92	46.0	0	86t	1	Total	3	50	16.7	1	27	0	Total	2	26	13.0	0	19	0	Total	2	26	13.0	0	19	0		
KICKOFF RETURNS	NO	YDS	AVG	FC	LG	TD	KICKOFF RETURNS	NO	YDS	AVG	FC	LG	TD	Returns	3	42	10.5	0	19	0									
C. Cole	6	136	22.7	0	26	0	J. Williams	2	26	13.0	0	19	0	Returns	3	42	10.5	0	19	0									
(TOUCHBACK)	1	0	0.0	0	0	0	M. Strong	1	16	16.0	0	16	0	Returns	3	42	10.5	0	19	0									
Returns	6	136	22.7	0	26	0	Total	3	42	10.5	0	19	0																

FINAL TEAM STATISTICS

	VISITOR BRONCOS	HOME SEAHAWKS
TOTAL FIRST DOWNS	20	21
By Rushing	2	21
By Passing	13	6
By Penalty	5	4
THIRD DOWN EFFICIENCY	6-12-50%	6-12-50%
FOURTH DOWN EFFICIENCY	0-0-0%	0-0-0%
TOTAL NET YARDS	281	254
Total Offensive Plays (inc. times thrown passing)	59	60
Average gain per offensive play	4.8	4.2
NET YARDS RUSHING	92	161
Total Rushing Plays	20	40
Average gain per rushing play	4.6	4.0
Tackles for a loss — number and yards	2-2	8-19
NET YARDS PASSING	189	93
Times thrown — yards lost attempting to pass	3-20	2-17
Gross yards passing	209	110
PASS ATTEMPTS-COMPLETIONS-HAD INTERCEPTED	36-24-3	18-12-0
Average gain per pass play (inc. # thrown passing)	4.8	4.7
KICKOFFS Number-In End Zone-Touchbacks	4-0-0	7-1-1
PUNTS Number and Average	5-36.4	



Weather: Sunny, 66°, Wind WSW 8 mph • Attendance: 67,521 • Time: 3:10

The Broncos lost for the second week in a row, dropping a 27-10 decision at San Diego in front of 67,521—their first loss at Qualcomm Stadium since 1996.

Things turned sour for Denver right from the opening kickoff, which was returned 88 yards for a touchdown by the Chargers' Ronney Jenkins. San Diego would increase its lead to 13-0 on two second-quarter field goals by Wade Richey—of 21 and 51 yards—with 2:20 remaining in the first half.

But the Broncos responded with a 10-play, 64-yard drive that was capped by a 6-yard touchdown connection from Brian Griese to Desmond Clark with 41 seconds left in the half to pull Denver within 13-7. San Diego threatened on its next possession, advancing all the way to the Broncos' 6-yard line in just 30 seconds, but Eric Brown ended the drive with his first interception of the season, in the back of the end zone.

Denver appeared to have seized the momentum when it took the opening kickoff of the second half and drove 65 yards in 14 plays to produce a 45-yard Jason Elam field goal. Trailing just 13-10 the Broncos forced a San Diego punt and looked to score on a third consecutive drive, but a Mike Anderson fumble on the second play of the drive at the Broncos' 36-yard line gave the Chargers the ball, and ultimately the game. Doug Flutie found Jeff Graham for a 17-yard touchdown just four plays later, and the duo hooked up again two series later to give San Diego a 27-10 lead that would hold up over the final 8:36.

Rod Smith, who led all receivers with nine catches for 84 yards, caught his 400th pass as a Bronco on an 8-yard reception from Griese in the first quarter, and topped the 6,000-yard career receiving mark on a 13-yard reception from Griese in the fourth quarter. Also, Griese passed Charley Johnson (970) for fourth place on Denver's all-time list for pass attempts.

OFFICIALS

Referee — Bill Leavy (127); Umpire — Ron Botchan (110); Head Linesman — Gary Slaughter (30); Line Judge — Chuck Stewart (62); Field Judge — Pete Morelli (135); Side Judge — Don Carlsen (39); Back Judge — Phil Luckett (59); Replay — Nate Jones

STARTING LINEUPS

Denver Broncos				San Diego Chargers			
Offense		Defense		Offense		Defense	
WR 80 R. Smith	LE 97 K. Washington	WR 81 J. Graham	LE 75 M. Wiley				
LT 70 T. Teague	LT 91 C. McGlockton	LT 77 D. McIntosh	LT 96 L. Carson				
LG 64 L. Friedman	RT 93 T. Pryce	LG 74 R. Roundtree	RT 97 J. Parrella				
C 66 T. Nalen	RE 95 K. Pittman	C 64 K. Jacox	RE 99 R. Johnson				
RG 79 S. Herndon	WLB 51 J. Mobley	RG 71 D. Graham	SLB 51 G. Dixon				
RT 78 M. Lepsis	MLB 56 A. Wilson	RT 70 V. Parker	MLB 56 O. Ruff				
TE 89 D. Carswell	SLB 53 B. Romanowski	TE 88 F. Jones	WLB 55 J. Seau				
WR 85 E. Kennison	LCB 24 D. O'Neal	WR 80 C. Conway	LCB 25 T. Cody				
QB 14 B. Griese	RCB 27 D. Walker	QB 7 D. Flutie	RCB 47 R. McNeil				
RB 38 M. Anderson	SS 28 K. Kennedy	RB 21 L. Tomlinson	SS 37 R. Harrison				
FB 86 P. Hape	FS 26 E. Brown	FB 44 F. McCrary	FS 42 R. Beckett				

DENVER SUBSTITUTIONS: K 1 J. Elam, P 16 T. Rouen, RB 22 O. Gary, CB 25 E. Davis, S 32 B. Jenkins, CB 33 J. Spencer, FB 37 T. Carter, S 48 G. Coghill, TE 49 M. Dominguez, LB 52 I. Gold, LB 54 L. Woodall, LB 55 K. Burns, G/C 63 D. Diaz-Infante, T 65 C. Carlisle, WR 81 K. Poole, WR 83 T. McGriff, WR 84 C. Cole, TE 88 D. Clark, DT 90 J. Johnson, DE 92 B. Berry, DT 94 L. Lett. **DID NOT PLAY:** QB 12 G. Frette, CB 23 W. Middlebrooks. **INACTIVE:** QB 17 J. Jackson, RB 30 T. Davis, FB 42 D. Smith, C 50 B. Hamilton, G 62 D. Neil, WR 82 K. Kasper, DE 98 R. Hayward, DE 99 M. Reagor.

FIELD GOALS (made () & missed)

Player	Yards	Result
J. Elam	(45) 42WR	W. Richey (21) (51)
VISITOR	Denver Broncos	1 2 3 4 OT TOTAL
HOME	San Diego Chargers	0 7 3 0 — 27

Team	Qtr	Clock Time	PLAY DESCRIPTION (Extra Point) (Drive Info)	SCORE	
				Visitor	Home
CHARGERS	1	14:43	R. Jenkins 88 yd. kickoff return (W. Richey, kick) (0-0, 0:17)	0	7
CHARGERS	2	6:35	W. Richey 21 yd. Field Goal (8-50, 3:27)	0	10
CHARGERS	2	2:20	W. Richey 51 yd. Field Goal (6-11, 1:41)	0	13
BRONCOS	2	0:41	D. Clark 6 yd. pass from B. Griese (J. Elam, kick) (10-64, 1:39)	7	13
BRONCOS	3	8:49	J. Elam 45 yd. Field Goal (14-65, 6:11)	10	13
CHARGERS	3	2:17	J. Graham 17 yd. pass from D. Flutie (W. Richey, kick) (4-33, 2:01)	10	20
CHARGERS	4	8:36	J. Graham 20 yd. pass from D. Flutie (W. Richey, kick) (5-38, 2:16)	10	27

FINAL BRONCOS DEFENSIVE STATISTICS
(Based on coaches' film review)

Player	UT	A	TT	S-yds	I-yds	PD	FF	FR	Player	UT	A	TT	S-yds	I-yds	PD	FF	FR
J. Mobley	10	2	12	0-0	0-0	1	1	0	K. Washington	2	1	3	0-0	0-0	0	0	0
E. Brown	8	1	9	0-0	1-0	0	1	0	L. Lett	2	0	2	0-0	0-0	0	0	0
B. Romanowski	7	2	9	2-1	0-0	0	0	0	E. Davis	1	1	2	0-0	0-0	0	0	1
A. Wilson	7	2	9	1-7	0-0	0	0	0	D. Walker	1	1	2	0-0	0-0	0	0	0
D. O'Neal	5	1	6	0-0	0-0	1	0	0	B. Berry	1	0	1	0-0	0-0	0	0	0
K. Pittman	4	0	4	0-0	0-0	0	0	0	J. Johnson	0	1	1	0-0	0-0	0	0	0
I. Gold	3	1	4	0-0	0-0	0	0	0	B. Jenkins	0	0	0	0-0	0-0	0	0	0
T. Pryce	1	3	4	0-0	0-0	0	0	0	L. Woodall	0	0	0	0-0	0-0	0	0	0
K. Kennedy	2	1	3	0-0	0-0	0	0	0	Team Totals	56	18	74	3-8	1-0	2	1	1
C. McGlockton	2	1	3	0-0	0-0	0	0	0									

FINAL INDIVIDUAL STATISTICS

Denver Broncos										San Diego Chargers																					
RUSHING		ATT	YDS	AVG	LG	TD	PASSING		ATT	YDS	AVG	LG	TD	RUSHING		ATT	YDS	AVG	LG	TD											
M. Anderson		11	50	4.5	24	0	D. Flutie		25	58	2.3	20	0	L. Tomlinson		25	58	2.3	20	0											
O. Gary		5	21	4.2	7	0	B. Griese		1	28	28.0	28	0	C. Conway		1	28	28.0	28	0											
B. Griese		4	7	1.8	5	0	T. Fletcher		2	11	5.5	10	0	T. Fletcher		2	11	5.5	10	0											
R. Smith		1	3	3.0	3	0	R. Smith		4	10	2.5	10	0	D. Flutie		2	10	2.5	10	0											
Total		21	81	3.9	24	0	Total		32	107	3.3	28	0	Total		32	107	3.3	28	0											
PASSING		ATT	CMP	YDS	TD	LG	INT	Rtg.	PASS RECEIVING		NO	YDS	AVG	LG	TD	PASS RECEIVING		NO	YDS	AVG	LG	TD									
B. Griese		41	26	212	4/30	1	18	64.3	D. Flutie		32	21	280	3/8	2	28	D. Flutie		32	21	280	3/8	2	28							
Total		41	26	212	4/30	1	18	64.3	Total		32	21	280	3/8	2	28	Total		32	21	280	3/8	2	28							
PASS RECEIVING		NO	YDS	AVG	LG	TD	INTERCEPTIONS		NO	YDS	AVG	LG	TD	PASS RECEIVING		NO	YDS	AVG	LG	TD	INTERCEPTIONS		NO	YDS	AVG	LG	TD				
R. Smith		9	86	9.6	18	0	E. Brown		1	0	0.0	0	0	J. Graham		7	107	15.3	22	2	A. Fontenot		1	0	0.0	0	0				
D. Clark		6	54	9.0	13	1	D. Clark		1	0	0.0	0	0	T. Fletcher		4	38	9.5	11	0	R. McNeil		1	0	0.0	0	0				
E. Kennison		4	27	6.8	9	0	Total		1	0	0.0	0	0	F. Jones		3	56	18.7	28	0	Total		2	0	0.0	0	0				
D. Carswell		3	25	8.3	12	0	P. Hape		1	-7	-7.0	-7	0	T. Dwight		2	33	11.0	11	0	D. Flutie		2	29	14.5	17	0				
O. Gary		2	15	7.5	11	0	M. Anderson		1	12	12.0	12	0	C. Conway		2	29	14.5	17	0	L. Tomlinson		1	11	11.0	11	0				
P. Hape		1	12	12.0	12	0	Total		26	212	8.2	18	1	S. Heiden		1	6	6.0	6	0	Total		21	280	13.3	28	2				
M. Anderson		1	-7	-7.0	-7	0	Total		1	0	0.0	0	0	Total		2	0	0.0	0	0	Total		2	0	0.0	0	0				
Total		26	212	8.2	18	1	Total		1	0	0.0	0	0	Total		5	212	42.4	1	2	51	Total		5	212	42.4	1	2	51		
PUNTING		NO	YDS	AVG	TB	IN20	LG	PUNT RETURNS		NO	YDS	AVG	FC	LG	TD	PUNTING		NO	YDS	AVG	TB	IN20	LG	PUNT RETURNS		NO	YDS	AVG	FC	LG	TD
T. Rouen		6	270	45.0	0	2	59	D. O'Neal		2	14	7.0	2	9	0	D. Bennett		5	212	42.4	1	2	51	T. Dwight		4	47	11.8	0	13	0
Total		6	270	45.0	0	2	59	(TOUCHBACK)		1	0	0.0	0	0	0	Total		5	212	42.4	1	2	51	(DOWNED)		1	0	0.0	0	0	0
Total		6	270	45.0	0	2	59	Total		2	14	7.0	2	9	0	Total		5	212	42.4	1	2	51	(OUT OF BOUNDS)		1	0	0.0	0	0	0
KICKOFF RETURNS		NO	YDS	AVG	FC	LG	TD	Returns <th>2</th> <th>14</th> <th>7.0</th> <th>2</th> <th>9</th> <th>0</th> <th colspan="2">KICKOFF RETURNS</th> <th>NO</th> <th>YDS</th> <th>AVG</th> <th>FC</th> <th>LG</th> <th>TD</th> <th colspan="2">Returns <th>4</th> <th>47</th> <th>11.8</th> <th>0</th> <th>13</th> <th>0</th> </th>		2	14	7.0	2	9	0	KICKOFF RETURNS		NO	YDS	AVG	FC	LG	TD	Returns <th>4</th> <th>47</th> <th>11.8</th> <th>0</th> <th>13</th> <th>0</th>		4	47	11.8	0	13	0
C. Cole		6	182	30.3	0	52	0	Total		6	182	30.3	0	52	0	R. Jenkins		2	113	56.5	0	88t	1	R. Jenkins		1	10	0.0	0	0	0
Total		6	182	30.3	0	52	0	Total		6	182	30.3	0	52	0	Total		2	113	56.5	0	88t	1	Total		2	113	56.5	0	88t	1

FINAL TEAM STATISTICS

VISITOR BRONCOS		HOME CHARGERS	
TOTAL FIRST DOWNS		19	22
By Rushing		8	4
By Passing		10	18
By Penalty		1	0
THIRD DOWN EFFICIENCY		6-14-43%	3-10-30%
FOURTH DOWN EFFICIENCY		0-0-0%	0-0-0%
TOTAL NET YARDS		263	379
Total Offensive Plays (inc. times thrown passing)		66	67
Average gain per offensive play		4.0	5.7
NET YARDS RUSHING		81	107
Total Rushing Plays		21	32
Average gain per rushing play		3.9	3.3
Tackles for a loss — number and yards		1-5	7-12
NET YARDS PASSING		182	272
Times thrown — yards lost attempting to pass		4-30	3-8
Gross yards passing		212	280
PASS ATTEMPTS-COMPLETIONS-HAD INTERCEPTED		41-26-2	32-21-1
Average gain per pass play (inc. # thrown passing)		4.0	7.8
KICKOFFS Number-In End Zone-Touchbacks		3-0-0	6-1-0
PUNTS Number and Average		6-45.0	5-42.4
Had Blocked		0	0
FGs — PATs Had Blocked		0-0	0-0
Net punting average		37.2	35.6
TOTAL RETURN YARDAGE (Not Including Kickoffs)		14	47
No. and Yards Punt Returns		2-14	4-47
No. and Yards Kickoff Returns		6-182	2-113
No. and Yards Interception Returns		1-0	2-0
PENALTIES Number and Yards		8-61	5-34
FUMBLES Number and Lost		1-1	2-1
TOUCHDOWNS		1	3
Rushing		0	0
Passing		1</	

8 **OAKLAND 38, DENVER 28**
 Nov. 5, 2001 • Network Associates Coliseum • Oakland, Calif. 

Weather: Clear, 62°, Wind W 9 mph • Attendance: 62,637 • Time: 3:17

The Broncos lost to the Raiders for the first time since 1997—and only the second time in the last 13 meetings—by a score of 38-28 in front of 62,637 at Network Associates Coliseum and an ABC national television audience.

The loss dropped Denver 2 1/2 games behind Oakland for first place in the AFC West and evened the Broncos' record at 4-4. The Raiders took the opening kickoff and drove 75 yards in 11 plays to establish a 7-0 advantage on the first of Tim Brown's two touchdown catches on the evening.

Two Jason Elam field goals—of 39 and 21 yards—cut the deficit to 7-6, and the first had historical significance, as it raised Elam's career scoring total to 1,000, making him the 30th player in NFL history to reach that milestone. It also accounted for the 20,000th point scored in the history of Monday Night Football.

But that was as close as the Broncos would get, as the Raiders ran off 21 of the game's next 27 points to take a 28-12 advantage into the fourth quarter. Denver cut the lead to 28-20 on an 11-yard touchdown hookup between Brian Griese and Desmond Clark, capped by a Griese two-point conversion pass to Rod Smith.

The Raiders, however, took over from there, as Griese's first interception of the night was sandwiched by a Sebastian Janikowski field goal and Zack Crockett's second short touchdown run of the night, this one a three-yarder to push the lead to 38-20. Gus Frerotte replaced Griese in the closing minutes and found Smith for a 26-yard touchdown, followed by a Mike Anderson two-point conversion, to make the final score 38-28.

On the night, Smith passed Vance Johnson (415) for third place on the Broncos' all-time receptions list and tied Riley Odoms (41) for fifth place in career receiving touchdowns by a Bronco. He also finished the night with 67 catches for the season, the most ever by an NFL player over the first eight games of a season. Also, Chris Cole tied the franchise record with seven kick-off returns. The loss left Denver's record at 4-4 at the midway point for the second straight season.

OFFICIALS

Referee — Tony Corrente (99); Umpire — Bob Wagner (100); Head Linesman — Aaron Pointer (79); Line Judge — Mark Steinkerchner (84); Field Judge — Lloyd McPeters (64); Side Judge — Doug Toole (4); Back Judge — Buddy Horton (82); Replay — Bill McCabe

STARTING LINEUPS

Denver Broncos				Oakland Raiders			
Offense		Defense		Offense		Defense	
WR 80 R. Smith	LE 97 K. Washington	WR 81 T. Brown	DE 91 R. Upshaw	WR 80 R. Smith	LE 97 K. Washington	WR 81 T. Brown	DE 91 R. Upshaw
LT 70 T. Teague	LT 91 C. McGlockton	LT 86 B. Sims	DT 57 R. Coleman	LT 70 T. Teague	LT 91 C. McGlockton	LT 86 B. Sims	DT 57 R. Coleman
LG 64 L. Friedman	RT 93 T. Pryce	LG 76 S. Wisniewski	DT 90 G. Jackson	LG 64 L. Friedman	RT 93 T. Pryce	LG 76 S. Wisniewski	DT 90 G. Jackson
C 66 T. Nalen	RE 95 K. Pittman	C 62 A. Treu	DE 94 T. Bryant	C 66 T. Nalen	RE 95 K. Pittman	C 62 A. Treu	DE 94 T. Bryant
RG 62 D. Neil	WLB 51 J. Mobley	RG 73 F. Middleton	OLB 59 W. Thomas	RG 62 D. Neil	WLB 51 J. Mobley	RG 73 F. Middleton	OLB 59 W. Thomas
RT 78 M. Lepsis	MLB 56 A. Wilson	RT 72 L. Kennedy	MLB 54 G. Biekert	RT 78 M. Lepsis	MLB 56 A. Wilson	RT 72 L. Kennedy	MLB 54 G. Biekert
TE 89 D. Carswell	SLB 53 B. Romanowski	TE 86 R. Williams	OLB 53 T. Smith	TE 89 D. Carswell	SLB 53 B. Romanowski	TE 86 R. Williams	OLB 53 T. Smith
WR 85 E. Kennison	LCB 24 D. O'Neal	WR 80 J. Rice	CB 24 C. Woodson	WR 85 E. Kennison	LCB 24 D. O'Neal	WR 80 J. Rice	CB 24 C. Woodson
QB 14 B. Griese	RCB 27 D. Walker	QB 12 R. Gannon	CB 21 E. Allen	QB 14 B. Griese	RCB 27 D. Walker	QB 12 R. Gannon	CB 21 E. Allen
RB 30 T. Davis	SS 28 K. Kennedy	RB 25 C. Garner	SS 23 M. Pope	RB 30 T. Davis	SS 28 K. Kennedy	RB 25 C. Garner	SS 23 M. Pope
FB 86 P. Hape	FS 26 E. Brown	FB 40 J. Ritchie	FS 33 A. Dorsett	FB 86 P. Hape	FS 26 E. Brown	FB 40 J. Ritchie	FS 33 A. Dorsett

DENVER SUBSTITUTIONS: K 1 J. Elam, QB 12 G. Frerotte, P 16 T. Rouen, CB 25 E. Davis, CB 33 J. Spencer, FB 37 T. Carter, RB 38 M. Anderson, FB 42 D. Smith, S 47 Da. Clark, S 48 G. Coghill, TE 49 M. Dominguez, LB 52 I. Gold, LB 54 L. Woodall, LB 55 K. Burns, G/C 63 D. Diaz-Infante, T 65 C. Carlisle, WR 83 S. Montgomery, WR 84 C. Cole, TE 88 De. Clark, DT 90 J. Johnson, DE 92 B. Berry, DT 94 L. Lett. **DID NOT PLAY:** WR 81 K. Poole. **INACTIVE:** QB 17 J. Jackson, RB 22 O. Gary, CB 23 W. Middlebrooks, C 50 B. Hamilton, G 79 S. Herndon, WR 82 K. Kasper, DE 98 R. Hayward, DE 99 M. Reagor.

FIELD GOALS (made () & missed)

Player	Yards	Result
J. Elam	(39) (21) 48B	(31)
S. Janikowski		

Team	Qtr	Clock	PLAY DESCRIPTION (Extra Point) (Drive Info)	Score	
				Visitor	Home
RAIDERS	1	10:29	T. Brown 11 yd. pass from R. Gannon (S. Janikowski, kick) (11-75, 4:31)	0	7
BRONCOS	1	6:07	J. Elam 39 yd. Field Goal (9-50, 4:22)	3	7
BRONCOS	2	10:28	J. Elam 21 yd. Field Goal (11-59, 5:09)	6	7
RAIDERS	2	6:48	Z. Crockett 1 yd. run (S. Janikowski, kick) (8-61, 3:40)	6	14
RAIDERS	2	1:10	J. Ritchie 4 yd. pass from R. Gannon (S. Janikowski, kick) (8-83, 3:26)	6	21
BRONCOS	3	9:09	R. Smith 2 yd. pass from B. Griese (pass failed) (11-73, 5:51)	12	21
RAIDERS	3	0:15	T. Brown 19 yd. pass from R. Gannon (S. Janikowski, kick) (11-52, 5:59)	12	28
BRONCOS	4	10:41	D. Clark 11 yd. pass from B. Griese (B. Griese-R. Smith pass) (11-80, 4:34)	20	28
RAIDERS	4	7:28	S. Janikowski 31 yd. Field Goal (7-54, 3:13)	20	31
RAIDERS	4	7:06	Z. Crockett 3 yd. run (S. Janikowski, kick) (1-3, 0:04)	20	38
BRONCOS	4	1:53	R. Smith 26 yd. pass from G. Frerotte (M. Anderson, run) (7-64, 1:51)	28	38

FINAL BRONCOS DEFENSIVE STATISTICS

(Based on coaches' film review)

Player	UT	A	TT	S-yds	I-yds	PD	FF	FR	Player	UT	A	TT	S-yds	I-yds	PD	FF	FR
A. Wilson	6	2	8	0-0	0-0	0	0	0	I. Gold	2	0	2	0-0	0-0	0	0	0
B. Romanowski	6	1	7	0-0	0-0	0	0	0	C. McGlockton	2	0	2	0-0	0-0	0	0	0
J. Mobley	5	1	6	0-0	0-0	1	0	0	J. Spencer	2	0	2	0-0	0-0	0	0	0
D. Walker	5	1	6	0-0	0-0	0	0	0	K. Kennedy	1	1	2	0-0	0-0	0	0	0
K. Pittman	5	0	5	0-0	0-0	0	0	1	B. Berry	1	0	1	0-0	0-0	1	0	0
E. Brown	4	0	4	0-0	0-0	0	0	0	J. Johnson	0	0	0	0-0	0-0	0	0	0
T. Pryce	4	0	4	0-0	0-0	0	1	0	L. Lett	0	0	0	0-0	0-0	0	0	0
K. Washington	4	0	4	0-0	0-0	0	0	0	L. Woodall	0	0	0	0-0	0-0	0	0	0
D. O'Neal	3	0	3	0-0	0-0	0	0	0	Team Totals	50	6	56	0-0	0-0	2	1	1

FINAL INDIVIDUAL STATISTICS

Denver Broncos										Oakland Raiders											
RUSHING	ATT	YDS	AVG	LG	TD	RUSHING	ATT	YDS	AVG	LG	TD	PASSING	ATT	CMP	YDS	TD	LG	INT	Rtg.		
T. Davis	17	70	4.1	16	0	C. Garner	10	44	4.4	12	0	B. Griese	32	22	221	4/24	2	19	2	82.9	
M. Anderson	5	44	8.8	18	0	R. Gannon	9	24	2.7	10	0	G. Frerotte	6	4	50	0/0	1	26	0	131.9	
E. Kennison	1	5	5.0	5	0	T. Kirby	3	24	8.0	20	0	Total	38	26	271	4/24	3	26	2		
						Z. Crockett	6	10	1.7	3	2	Total	34	24	242	0/0	3	27	0	122.4	
						T. Brown	1	10	10.0	10	0	PASS RECEIVING	NO	YDS	AVG	LG	TD				
						R. Jordan	1	2	2.0	2	0	T. Brown	9	95	10.6	19	2				
						Total	23	119	5.2	18	0	C. Garner	4	49	12.2	27	0				
												J. Rice	3	47	15.7	23	0				
												P. Hape	2	20	10.0	13	0				
												T. Davis	1	16	16.0	16	0				
												M. Anderson	1	12	12.0	12	0				
												E. Kennison	1	9	9.0	9	0				
												T. Carter	1	3	3.0	3	0				
												Total	26	271	10.4	26	3				
												INTERCEPTIONS	NO	YDS	AVG	LG	TD				
												W. Thomas	1	33	33.0	33	0				
												T. James	1	0	0.0	0	0				
												Total	2	33	16.5	33	0				
												PUNTING	NO	YDS	AVG	TB	IN20	LG			
												S. Lechler	2	86	43.0	0	1	47			
												Total	2	86	43.0	0	1	47			
												PUNT RETURNS	NO	YDS	AVG	FC	LG	TD			
												T. Brown	0	0	0.0	1	0	0			
												(OUT OF BOUNDS)	1	0	0.0	0	0	0			
												(OUT OF BOUNDS)	1	0	0.0	0	0	0			
												Returns	0	0	0.0	1	0	0			
												KICKOFF RETURNS	NO	YDS	AVG	FC	LG	TD			
												C. Cole	5	96	19.2	0	26	0			
												Returns	5	96	19.2	0	26	0			
												FUMBLES	Fum	Rec.	Yds	TD	FF	Rec.	Yds	TD	Bnds
												T. Pryce	1	0	0	0	0	0	0	0	0
												K. Pittman	0	0	0	0	1	9	0	0	0
												R. Smith	0	0	0	0	0	0	0	0	1
												Total	0	0	0	1	9	0	1	0	0
												Total	1	0	0	0	0	0	0	0	0

FINAL TEAM STATISTICS

	VISITOR BRONCOS	HOME RAIDERS
TOTAL FIRST DOWNS	27	27
By Rushing	6	10
By Passing	18	14
By Penalty	2	3
THIRD DOWN EFFICIENCY	4-11-36%	4-9-44%
FOURTH DOWN EFFICIENCY	1-2-50%	1-1-100%
TOTAL NET YARDS	366	356
Total Offensive Plays (inc. times thrown passing)	65	64
Average gain per offensive play	5.6	5.6
NET YARDS RUSHING	119	114
Total Rushing Plays	23	30
Average gain per rushing play	5.2	3.8
Tackles for a loss—number and yards	2-11	1-4
NET YARDS PASSING	247	242
Times thrown—yards lost attempting to pass	4-24	0-0
Gross yards passing	271	271
PASS ATTEMPTS-COMPLETIONS-HAD INTERCEPTED	38-26-2	34-25-0
Average gain per pass play (inc. # thrown passing)	5.9	7.1
KICKOFFS Number-In End Zone-Touchbacks	6-0-0	7-2-0
PUNTS Number and Average	2-40.0	2-43.0
Had Blocked	0	0
FGs—PATs Had Blocked	1-0	0-0
Net punting average	40.0	41.5
TOTAL RETURN YARDAGE (Not Including Kickoffs)		

9 DENVER 26, SAN DIEGO 16
Nov. 11, 2001 • INVESCO Field at Mile High • Denver 

Weather: Partly Sunny, 62°, Wind SE 4 mph • Attendance: 74,951 • Time: 3:11

The Broncos improved to 5-4 on the season with a 26-16 victory over the Chargers, avoiding a season sweep in the series with San Diego. The win moved Denver into a second place-tie with the Chargers.

Denver scored the first 23 points of the game and then staved off a late rally by the Chargers for their second win in their last three games and their third in a row at INVESCO Field at Mile High.

The Broncos moved the ball 62 and 69 yards on their first two scoring drives, but had to settle for Jason Elam field goals on both, the first from 25 yards and the second from 29. A 6-0 Broncos lead then ballooned into a 20-0 advantage in the final 1:07 of the first half, courtesy of two Brian Griese touchdown passes. First, Desmond Clark hauled in an 18-yard scoring pass from Griese to cap a nine-play, 77-yard drive, then John Mobley intercepted Doug Flutie and returned it to the 3-yard line, setting up a 3-yard touchdown toss from Griese to Dwayne Carswell with 28 seconds remaining. The second touchdown pass was the 50th of Griese's career, in just his 34th game, reaching that plateau faster than any player in franchise history. Griese also passed Frank Tripucka (7,676) for third place all-time in passing yards by a Bronco during the contest, finishing the day with 7,755 career yards.

For the third straight home game, Denver had at least three interceptions in the fourth quarter, this time from George Coghill, Jimmy Spencer and Deltha O'Neal. It was O'Neal's seventh of the season, the most by a Bronco in a season since Tyrone Braxton had nine in 1996, and allowed O'Neal to remain tied for the league lead.

Terrell Davis added 83 yards on 33 carries, his second highest total for carries in a game and tied for his most ever in a non-overtime contest.

OFFICIALS

Referee — Bill Carollo (63); Umpire — Butch Hannah (40); Head Linesman — Tom Johnson (114); Line Judge — Ben Montgomery (117); Field Judge — Tim Millis (80); Side Judge — John Parry (132); Back Judge — Bob Waggoner (25); Replay — Bob Mantooth

STARTING LINEUPS

San Diego Chargers				Denver Broncos			
Offense		Defense		Offense		Defense	
WR 81 J. Graham	LE 75 M. Wiley	WR 80 R. Smith	LE 97 K. Washington	LT 77 D. McIntosh	LT 96 L. Carson	LT 70 T. Teague	LT 91 C. McGlockton
LG 74 R. Roundtree	RT 97 J. Parrrella	LG 64 L. Friedman	RT 93 T. Pryce	C 64 K. Jacox	RE 99 R. Johnson	C 66 T. Nalen	RE 95 K. Pittman
RG 71 D. Graham	SLB 51 G. Dixon	RG 62 D. Neil	WLB 51 J. Mobley	RT 70 V. Parker	MLB 56 O. Ruff	RT 78 M. Lepsis	MLB 56 A. Wilson
TE 83 S. Heiden	WLB 55 J. Seau	TE 89 D. Carswell	SLB 53 B. Romanowski	WR 80 C. Conway	LCB 27 T. Cody	WR 81 K. Poole	LCB 24 D. O'Neal
QB 7 D. Flutie	RCB 47 R. McNeil	QB 14 B. Griese	RCB 27 D. Walker	RB 21 L. Tomlinson	SS 37 R. Harrison	RB 30 T. Davis	SS 28 K. Kennedy
FB 44 F. McCrary	FS 42 R. Beckett	FB 37 T. Carter	FS 26 E. Brown				

DENVER SUBSTITUTIONS: K 1 J. Elam, P 16 T. Rouen, CB 25 E. Davis, CB 33 J. Spencer, RB 38 M. Anderson, FB 42 D. Smith, S 47 Da. Clark, S 48 G. Coghill, TE 49 M. Dominguez, LB 52 I. Gold, LB 54 L. Woodall, LB 55 K. Burns, G/C 63 D. Diaz-Infante, T 65 C. Carlisle, WR 83 S. Montgomery, WR 84 C. Cole, FB/TE 86 P. Hape, TE 88 De. Clark, DE 92 B. Berry, DT 94 L. Lett, DE 99 M. Reagor. **DID NOT PLAY:** QB 12 G. Frotette, G 79 S. Herndon. **INACTIVE:** QB 17 J. Jackson, RB 22 O. Gary, CB 23 W. Middlebrooks, C 50 B. Hamilton, WR 82 K. Kasper, WR 85 E. Kennison, DT 90 J. Johnson, DE 98 R. Hayward.

FIELD GOALS (made () & missed)

W. Richey	(29)	J. Elam	(25)	(29)	(26)	(33)	
VISITOR	San Diego Chargers	1	2	3	4	OT	TOTAL
HOME	Denver Broncos	0	0	3	13	—	16
		3	17	6	0	—	26

Team	Qtr	Clock Time	PLAY DESCRIPTION (Extra Point) (Drive Info)											SCORE	
			Visitor	Home	Visitor	Home									
BRONCOS	1	6:35	J. Elam 25 yd. Field Goal (13-62, 6:38)											0	3
BRONCOS	2	8:02	J. Elam 29 yd. Field Goal (11-69, 5:10)											0	6
BRONCOS	2	1:07	De. Clark 18 yd. pass from B. Griese (J. Elam, kick) (9-77, 3:26)											0	13
BRONCOS	2	0:28	D. Carswell 3 yd. pass from B. Griese (J. Elam, kick) (1-3, 0:04)											0	20
BRONCOS	3	11:54	J. Elam 26 yd. Field Goal (4-1, 1:26)											0	23
CHARGERS	3	9:42	W. Richey 29 yd. Field Goal (4-3, 2:12)											3	23
BRONCOS	3	5:38	J. Elam 33 yd. Field Goal (8-37, 4:04)											3	26
CHARGERS	4	14:50	C. Conway 72 yd. pass from D. Flutie (W. Richey, kick) (2-80, 0:58)											10	26
CHARGERS	4	10:57	R. Johnson 45 yd. fumble return (run failed)											16	26

FINAL BRONCOS DEFENSIVE STATISTICS
(Based on coaches' film review)

Player	UT	A	TT	S-yds	I-yds	PD	FF	FR	Player	UT	A	TT	S-yds	I-yds	PD	FF	FR
A. Wilson	6	1	7	0-0	0-0	1	0	0	D. O'Neal	2	0	2	0-0	1-0	0	0	0
K. Washington	5	1	6	0-0	0-0	0	0	0	J. Spencer	2	0	2	0-0	1-7	0	0	0
E. Brown	4	1	5	0-0	0-0	2	0	0	T. Pryce	1	1	2	1-18	0-0	0	0	0
B. Romanowski	4	1	5	0-0	0-0	0	0	0	K. Pittman	1	0	1	0-0	0-0	0	0	0
J. Mobley	4	0	4	0-0	1-17	0	0	0	L. Lett	0	1	1	0-0	0-0	0	0	0
D. Walker	3	1	4	0-0	0-0	0	0	0	B. Berry	0	0	0	0-0	0-0	0	0	0
G. Coghill	2	1	3	0-0	1-0	0	0	0	E. Davis	0	0	0	0-0	0-0	0	0	0
C. McGlockton	2	1	3	0-0	0-0	0	0	0	M. Reagor	0	0	0	0-0	0-0	0	0	0
I. Gold	2	0	2	0-0	0-0	0	0	0	Team Totals	40	9	49	1-18	4-24	4	0	0
K. Kennedy	2	0	2	0-0	0-0	1	0	0									

FINAL INDIVIDUAL STATISTICS

San Diego Chargers										Denver Broncos													
RUSHING		ATT	YDS	AVG	LG	TD	TKD/			RUSHING		ATT	YDS	AVG	LG	TD	TKD/						
L. Tomlinson		14	75	5.4	22	0				T. Davis		33	83	2.5	13	0							
T. Fletcher		1	16	16.0	16	0				M. Anderson		4	23	5.8	11	0							
D. Flutie		2	5	2.5	4	0				B. Griese		5	11	2.2	8	0							
Total		17	96	5.6	22	0				Total		42	117	2.8	13	0							
PASSING		ATT	CMP	YDS	TD	LG	IN	Rtg.		PASSING		ATT	CMP	YDS	TD	LG	IN	Rtg.					
D. Flutie		31	12	165	1/18	1	72t	4	27.7	B. Griese		31	21	224	3/3	2	32	0	110.1				
Total		31	12	165	1/18	1	72t	4	27.7	Total		31	21	224	3/3	2	32	0	110.1				
PASS RECEIVING		NO	YDS	AVG	LG	TD				PASS RECEIVING		NO	YDS	AVG	LG	TD							
C. Conway		3	111	37.0	72t	1				R. Smith		5	74	14.8	32	0							
L. Tomlinson		3	21	7.0	9	0				De. Clark		5	47	9.4	18t	1							
R. Jones		3	11	3.7	5	0				T. Davis		2	36	7.2	11	0							
T. Fletcher		2	15	7.5	13	0				T. Carter		2	28	14.0	15	0							
S. Heiden		1	7	7.0	7	0				K. Poole		2	13	6.5	9	0							
Total		12	165	13.8	72t	1				Total		21	224	10.7	32	2							
INTERCEPTIONS		NO	YDS	AVG	LG	TD				INTERCEPTIONS		NO	YDS	AVG	LG	TD							
Total		0	0	0.0	0	0				J. Mobley		1	17	17.0	17	0							
										J. Spencer		1	7	7.0	7	0							
										D. O'Neal		1	0	0.0	0	0							
										G. Coghill		1	0	0.0	0	0							
Total		0	0	0.0	0	0				Total		4	24	6.0	17	0							
PUNTING		NO	YDS	AVG	TB	IN20	LG			PUNTING		NO	YDS	AVG	TB	IN20	LG						
D. Bennett		5	279	55.8	2	1	62			T. Rouen		6	319	53.2	0	5	62						
Total		5	279	55.8	2	1	62			Total		6	319	53.2	0	5	62						
PUNT RETURNS		NO	YDS	AVG	FC	LG	TD			PUNT RETURNS		NO	YDS	AVG	FC	LG	TD						
R. Jones		3	5	1.7	0	5	0			D. O'Neal		2	26	13.0	0	17	0						
(DOWNED)		3	0	0.0	0	0	0			(DOWNED)		1	0	0.0	0	0	0						
										(TOUCHBACK)		2	0	0.0	0	0	0						
Returns		3	5	1.7	0	5	0			Returns		2	26	13.0	0	17	0						
KICKOFF RETURNS		NO	YDS	AVG	FC	LG	TD			KICKOFF RETURNS		NO	YDS	AVG	FC	LG	TD						
R. Jones		4	126	31.5	0	74	0			C. Cole		2	76	38.0	0	48	0						
R. Jenkins		2	34	17.0	0	19	0			(TOUCHBACK)		2	0	0.0	0	0	0						
Returns		6	160	26.7	0	74	0			Returns		2	76	38.0	0	48	0						
San Diego Chargers		Fum	Own	Rec.	Yds	TD	FF	Opp.	Yds	TD	Out	Denver Broncos		Fum	Own	Rec.	Yds	TD	FF	Opp.	Yds	TD	Out
R. Jones		2	1	0	0	0	0	0	0	0	0	K. Burns		1	0	0	0	0	1	0	0	0	0
R. Johnson		0	0	0	0	0	1	45	1	0	0	B. Griese		1	0	0	0	0	0	0	0	0	0
R. Beckett		0	0	0	0	1	0	0	0	0	0	T. Davis		1	0	0	0	0	0	0	0	0	1
Total		2	1	0	0	1	1	45	1	0	0	Total		2	0	0	0	0	1	0	0	0	1

FINAL TEAM STATISTICS

	VISITOR CHARGERS	HOME BRONCOS
TOTAL FIRST DOWNS	9	19
By Rushing	4	7
By Passing	4	11
By Penalty	1	1
THIRD DOWN EFFICIENCY	3-12-25%	6-17-35%
FOURTH DOWN EFFICIENCY	0-0-0%	0-1-0%
TOTAL NET YARDS	243	338
Total Offensive Plays (inc. times thrown passing)	49	76
Average gain per offensive play	5.0	4.4
NET YARDS RUSHING	96	117
Total Rushing Plays	17	42
Average gain per rushing play	5.6	2.8
Tackles for a loss - number and yards	1-5	8-25
NET YARDS PASSING	147	221
Times thrown - yards lost attempting to pass	1-18	3-3
Gross yards passing	165	224
PASS ATTEMPTS-COMPLETIONS-HAD INTERCEPTED	31-12-4	31-21-0
Average gain per pass play (inc. # thrown passing)	4.6	6.5
KICKOFFS Number-In End Zone-Touchbacks	4-4-2	7-3-1
PUNTS Number and Average	5-55.8	6-53.2
Had Blocked	0	0
FGs - PATs Had Blocked	0-0	0-0
Net punting average	42.6	52.3
TOTAL RETURN YARDAGE (Not Including Kickoffs)	5	50
No. and Yards Punt Returns	3-5	2-26
No. and Yards Kickoff Returns	6-160	2-76
No. and Yards Interception Returns	0-0	4-24
PENALTIES Number and Yards	3-16	4-20
FUMBLES Number and Lost	2-1	2-1
TOUCHDOWNS	2	2
Rushing	0	0
Passing		

10

WASHINGTON 17, DENVER 10
Nov. 18, 2001 • INVESCO Field at Mile High • Denver



Weather: Rain/Sleet, 44° (wind chill 37°), Wind N 11 mph • Attendance: 74,622 • Time: 3:40

The Broncos dropped to 5-5 after a dismal performance against the Washington Redskins, losing 17-10 in poor weather conditions before a crowd of 74,622—roughly half of whom had departed by the start of the second half.

Denver scored the first 10 points of the game and never trailed until the Redskins took the lead with 2:48 remaining in the contest on the second of two touchdown passes by Kent Graham, who was filling in for an injured Tony Banks. Banks had left the game with a concussion in the second quarter after being hit hard by defensive tackle Leon Lett while releasing the ball. Freezing rain and sleet fell throughout the entire first half. The precipitation diminished after halftime, but the wind-chill factor by then had fallen to 21 degrees.

All 10 first-half points by the Broncos came in the second quarter, courtesy of a 33-yard Jason Elam field goal and a 1-yard touchdown pass from Brian Griese to Rod Smith. The touchdown throw was the 51st of Griese's career to tie Frank Tripucka for fourth place on the Broncos' all-time list, and was the 42nd touchdown reception of Smith's career to move him into fifth place all-time by a Bronco.

The Broncos, however, managed only one first down in the fourth quarter and never really threatened to tie the game on their final two possessions after they fell behind in the closing minutes.

Griese's 11 completions, while a season low, were enough to pass Tripucka (662) for third place on the Broncos' career list. Punter Tom Rouen matched his career high with nine punts and passed Billy Van Heusen (574) for first place all-time in punts by a Bronco. The two teams combined for 12 fumbles and five turnovers in a mistake-laden contest that lasted three hours and 40 minutes.

OFFICIALS

Referee — Mike Carey (94); Umpire — Garth DeFelice (53); Head Linesman — Terry Gierke (72); Line Judge — Walt Anderson (66); Field Judge — Dave Warden (27); Side Judge — Dave Wyant (16); Back Judge — Keith Ferguson (61); Replay — Bill Richardson

STARTING LINEUPS

Washington Redskins				Denver Broncos			
Offense		Defense		Offense		Defense	
WR 87	R. Gardner	LE 99	M. Coleman	WR 80	R. Smith	LE 97	K. Washington
LT 60	C. Samuels	LT 95	D. Wilkinson	LT 70	T. Teague	LT 91	C. McGlockton
LG 79	D. Szott	RT 90	K. Lang	LG 79	S. Herndon	RT 93	T. Pryce
C 52	C. Raymer	RE 78	B. Smith	C 66	T. Nalen	RE 95	K. Pittman
RG 62	B. Coleman	WLB 50	R. Jones	RG 62	D. Neil	WLB 51	J. Mobley
RT 76	J. Jansen	MLB 55	K. Mitchell	RT 78	M. Lepsis	MLB 56	A. Wilson
TE 86	W. Rasby	SLB 56	L. Arrington	TE 89	D. Carswell	SLB 53	B. Romanowski
WR 82	M. Westbrook	LCB 24	C. Bailey	WR 81	K. Poole	LCB 24	D. O'Neal
QB 12	T. Banks	RCB 21	F. Smoot	QB 14	B. Griese	RCB 27	D. Walker
RB 48	S. Davis	SS 29	S. Shade	RB 38	M. Anderson	SS 28	K. Kennedy
FB 32	D. Bennett	FS 31	D. Terrell	FB 37	T. Carter	FS 26	E. Brown

DENVER SUBSTITUTIONS: K 1 J. Elam, P 16 T. Rouen, RB 22 O. Gary, CB 25 E. Davis, CB 33 J. Spencer, FB 42 D. Smith, S 47 Da. Clark, S 48 G. Coghlin, TE 49 M. Dominguez, LB 52 I. Gold, LB 54 L. Woodall, LB 55 K. Burns, G/C 63 D. Diaz-Infante, T 65 C. Carlisle, WR 84 C. Cole, WR 85 P. McGeoghan, FB/TE 86 P. Hape, TE 88 De. Clark, DE 92 B. Berry, DT 94 L. Lett, DE 99 M. Reagor. **DID NOT PLAY:** QB 12 G. Flerotte, G 64 L. Friedman. **INACTIVE:** QB 17 J. Jackson, CB 23 W. Middlebrooks, RB 30 T. Davis, C 50 B. Hamilton, WR 82 K. Kasper, WR 83 S. Montgomery, DT 90 J. Johnson, DE 98 R. Hayward.

FIELD GOALS (made () & missed)

Player	Attempts	Made	Missed
B. Conway	(48)	1	3
J. Elam	(33)	2	4

Team	Qtr	Clock	PLAY DESCRIPTION (Extra Point) (Drive Info)	SCORE	
				Visitor	Home
BRONCOS	2	11:03	J. Elam 33 yd. Field Goal (11-66, 5:15)	0	3
BRONCOS	2	3:19	R. Smith 1 yd. pass from B. Griese (J. Elam, kick) (6-13, 3:13)	0	10
REDSKINS	2	0:11	B. Conway 48 yd. Field Goal (9-40, 3:08)	3	10
REDSKINS	4	14:18	M. Westbrook 5 yd. pass from K. Graham (B. Conway, kick) (6-50, 3:08)	10	10
REDSKINS	4	2:48	Z. Fiemister 3 yd. pass from K. Graham (B. Conway, kick) (10-54, 5:48)	17	10

FINAL BRONCOS DEFENSIVE STATISTICS
(Based on coaches' film review)

Player	UT	A	TT	S-yds	I-yds	PD	FF	FR	Player	UT	A	TT	S-yds	I-yds	PD	FF	FR
E. Brown	10	2	12	1-7	0-0	0	0	0	C. McGlockton	2	0	2	0-0	0-0	0	0	0
A. Wilson	5	4	9	0-0	0-0	1	1	0	T. Pryce	1	1	2	0-0	0-0	1	0	0
K. Kennedy	6	0	6	0-0	0-0	0	0	0	B. Berry	1	0	1	0-0	0-0	0	0	0
D. O'Neal	6	0	6	0-0	0-0	1	0	0	L. Lett	1	0	1	0-0	0-0	0	0	0
D. Walker	6	0	6	0-0	0-0	1	0	0	J. Spencer	1	0	1	0-0	0-0	2	0	1
J. Mobley	5	1	6	1-6	0-0	0	0	1	L. Woodall	1	0	1	0-0	0-0	0	0	0
B. Romanowski	3	3	6	1-10	0-0	1	0	0	I. Gold	0	0	0	0-0	0-0	0	0	0
K. Washington	4	1	5	0-0	0-0	0	0	0	M. Reagor	0	0	0	0-0	0-0	0	0	0
K. Pittman	4	0	4	0-0	0-0	0	0	0	Team Totals	56	12	68	3-23	0-0	7	1	2

FINAL INDIVIDUAL STATISTICS

Washington Redskins										Denver Broncos																					
RUSHING		ATT	YDS	AVG	LG	TD	PASSING		ATT	YDS	AVG	LG	TD	RUSHING		ATT	YDS	AVG	LG	TD											
RUSHING		23	97	4.2	32	0	PASSING		13	31	2.4	6	0	RUSHING		13	31	2.4	6	0											
S. Davis		23	97	4.2	32	0	M. Anderson		13	31	2.4	6	0	M. Anderson		13	31	2.4	6	0											
K. Carter		2	16	8.0	10	0	B. Griese		4	29	7.3	24	0	B. Griese		4	29	7.3	24	0											
T. Banks		2	10	5.0	10	0	O. Gary		10	28	2.8	7	0	O. Gary		10	28	2.8	7	0											
K. Graham		5	-5	-1.0	0	0	Total		27	88	3.3	24	0	Total		27	88	3.3	24	0											
Total		32	118	3.7	32	0	PASSING		31	114	3/16	1	21	0	PASSING		31	114	3/16	1	21										
PASSING		18	12	2/16	2	16	0	123.1	40.2	PASSING		11	114	3/16	1	21	0	57.7	Total		31	11	114	3/16	1	21	0	57.7			
K. Graham		18	12	2/16	2	16	0	123.1	40.2	B. Griese		11	114	3/16	1	21	0	57.7	Total		31	11	114	3/16	1	21	0	57.7			
T. Banks		13	4	2/7	1	13	0	40.2		Total		31	11	114	3/16	1	21	0	57.7	Total		31	11	114	3/16	1	21	0	57.7		
Total		31	16	150	3/23	2	16	0		PASS RECEIVING		NO	YDS	AVG	LG	TD	PASS RECEIVING		NO	YDS	AVG	LG	TD	PASS RECEIVING		NO	YDS	AVG	LG	TD	
PASS RECEIVING		NO	YDS	AVG	LG	TD	PASS RECEIVING		NO	YDS	AVG	LG	TD	PASS RECEIVING		NO	YDS	AVG	LG	TD	PASS RECEIVING		NO	YDS	AVG	LG	TD				
M. Westbrook		9	104	11.6	16	1	R. Smith		3	25	8.3	13	1	R. Smith		3	25	8.3	13	1	De. Clark		2	17	5.7	7	0				
R. Gardner		2	19	9.5	12	0	De. Clark		2	17	5.7	7	0	De. Clark		2	17	5.7	7	0	C. Cole		2	37	18.5	21	0				
Z. Fiemister		2	18	9.0	15	1	C. Cole		2	37	18.5	21	0	C. Cole		2	37	18.5	21	0	K. Poole		2	19	9.5	10	0				
K. Carter		1	5	5.0	5	0	K. Poole		2	19	9.5	10	0	K. Poole		2	19	9.5	10	0	M. Anderson		1	16	16.0	16	0				
S. Davis		1	2	2.0	2	0	M. Anderson		1	16	16.0	16	0	M. Anderson		1	16	16.0	16	0	Total		11	114	10.4	21	1				
D. Thompson		1	2	2.0	2	0	Total		11	114	10.4	21	1	Total		11	114	10.4	21	1	Total		11	114	10.4	21	1				
Total		16	150	9.4	16	2	INTERCEPTIONS		NO	YDS	AVG	LG	TD	INTERCEPTIONS		NO	YDS	AVG	LG	TD	INTERCEPTIONS		NO	YDS	AVG	LG	TD				
INTERCEPTIONS		NO	YDS	AVG	LG	TD	INTERCEPTIONS		NO	YDS	AVG	LG	TD	INTERCEPTIONS		NO	YDS	AVG	LG	TD	INTERCEPTIONS		NO	YDS	AVG	LG	TD				
Total		0	0	0.0	0	0	Total		0	0	0.0	0	0	Total		0	0	0.0	0	0	Total		0	0	0.0	0	0				
PUNTING		NO	YDS	AVG	FB	IN20	LG	PUNTING		NO	YDS	AVG	FB	IN20	LG	PUNTING		NO	YDS	AVG	FB	IN20	LG	PUNTING		NO	YDS	AVG	FB	IN20	LG
PUNTING		NO	YDS	AVG	FB	IN20	LG	PUNTING		NO	YDS	AVG	FB	IN20	LG	PUNTING		NO	YDS	AVG	FB	IN20	LG	PUNTING		NO	YDS	AVG	FB	IN20	LG
B. Barker		8	335	41.9	3	5	51	T. Rouen		9	354	39.3	0	1	54	T. Rouen		9	354	39.3	0	1	54	Total		9	354	39.3	0	1	54
Total		8	335	41.9	3	5	51	Total		9	354	39.3	0	1	54	Total		9	354	39.3	0	1	54	Total		9	354	39.3	0	1	54
PUNT RETURNS		NO	YDS	AVG	FC	LG	TD	PUNT RETURNS		NO	YDS	AVG	FC	LG	TD	PUNT RETURNS		NO	YDS	AVG	FC	LG	TD	PUNT RETURNS		NO	YDS	AVG	FC	LG	TD
PUNT RETURNS		NO	YDS	AVG	FC	LG	TD	PUNT RETURNS		NO	YDS	AVG	FC	LG	TD	PUNT RETURNS		NO	YDS	AVG	FC	LG	TD	PUNT RETURNS		NO	YDS	AVG	FC	LG	TD
E. Metcalf		7	54	7.7	1	13	0	D. O'Neal		2	0	0.0	1	0	0	D. O'Neal		2	0	0.0	1	0	0	(DOWNED)		2	0	0.0	0	0	0
(DOWNED)		1	0	0.0	0	0	0	(DOWNED)		2	0	0.0	1	0	0	(DOWNED)		2	0	0.0	1	0	0	(TOUCHBACK)		3	0	0.0	0	0	0



Weather: Mostly Sunny, 72°, Wind S 10-20 mph • Attendance: 64,104 • Time: 3:17

The Broncos built a sizable advantage and then held off a late rally to defeat the Dallas Cowboys 26-24 in Denver's first appearance on Thanksgiving Day in 11 years, before a crowd of 64,104 at Texas Stadium.

Denver built a 26-3 lead until midway through the fourth quarter when the Cowboys ran off three straight touchdowns. The Broncos' broke open a 3-3 game in the second quarter when Mike Anderson scored from 1 yard out, then just over a minute later Dwayne Carswell caught a 4-yard pass from Brian Griese to put the visitors ahead 17-3. The second touchdown was set up when linebacker Ian Gold sacked Cowboys quarterback Ryan Leaf and forced a fumble that was recovered by linebacker John Mobley. Two Jason Elam field goals in the third quarter—from 46 and 50 yards—and another from 28 yards with 11:13 remaining in the game pushed Denver's advantage to 26-3.

But the Cowboys stormed back with three touchdowns in a 7:02 span, the final one coming with 1:10 remaining, to narrow the gap to 26-24. Denver recovered a Dallas onside kick to secure the win. The Dallas scoring barrage followed a period of eight straight possessions over the second and third quarters in which the Cowboys gained just 17 yards, had two first downs, punted six times and lost the ball twice on fumbles.

The Broncos lost running back Olandis Gary in the first quarter with a broken left fibula, but Mike Anderson came in and ran for 118 yards on 33 carries and one score and also caught two passes for 13 yards. Rod Smith entered the game with a sprained right ankle and then injured the other during the contest, but still managed to catch a game-high seven passes for 81 yards. Brian Griese tied Charley Johnson (52) for third place all-time in passing touchdowns by a Bronco. Denver's defense tied a season high with four sacks of Ryan Leaf and held the Cowboys to 29 yards rushing for the contest. The win was Mike Shanahan's 70th in the regular season as the Broncos' head coach, as he reached that mark faster than any coach in franchise history.

OFFICIALS

Referee — Tom White (123); Umpire — Jim Quirk (5); Head Linesman — Ed Camp (134); Line Judge — Gary Arthur (108); Field Judge — Boris Cheek (41); Side Judge — Larry Rose (128); Back Judge — Bob Lawing (17); Replay — Dean Blandino

STARTING LINEUPS

Denver Broncos				Dallas Cowboys			
Offense		Defense		Offense		Defense	
WR 80 R. Smith	LE 97 K. Washington	WR 81 R. Ismail	LE 98 G. Ellis	WR 70 T. Teague	LT 91 C. McGlockton	LT 76 F. Adams	DT 94 M. Myers
LG 79 S. Herndon	RT 93 T. Pryce	LG 73 L. Allen	NT 75 B. Noble	C 66 T. Nalen	RE 95 K. Pittman	C 53 M. Stepnoski	RE 93 P. Zellner
RG 62 D. Neil	WLB 51 J. Mobley	RG 61 K. Garmon	WLB 52 D. Coakley	RT 78 M. Lepsis	MLB 56 A. Wilson	RT 77 S. Page	MLB 59 D. Hawthorne
TE 89 D. Carswell	SLB 53 B. Romanowski	TE 88 J. Harris	SLB 55 M. Steele	WR 81 K. Poole	LCB 24 D. O'Neal	WR 84 J. Galloway	LCB 38 D. Hawthorne
QB 14 B. Griese	RCB 27 D. Walker	QB 16 R. Leaf	RCB 27 M. Edwards	RB 22 O. Gary	SS 28 K. Kennedy	RB 22 E. Smith	SS 28 D. Woodson
FB 37 T. Carter	FS 26 E. Brown	FB 42 T. Hambrick	FS 31 G. Teague				

DENVER SUBSTITUTIONS: K 1 J. Elam, P 16 T. Rouen, CB 25 E. Davis, CB 33 J. Spencer, RB 38 M. Anderson, FB 42 D. Smith, S 47 Da. Clark, S 48 G. Coghill, TE 49 M. Dominguez, LB 52 I. Gold, LB 54 L. Woodall, LB 55 K. Burns, G/C 63 D. Diaz-Infante, G 64 L. Friedman, T 65 C. Carlisle, WR 82 K. Kasper, WR 84 Chris Cole, FB/TE 86 P. Hape, TE 88 De. Clark, DT 94 L. Lett, DE 98 R. Hayward, DE 99 M. Reagor, **DID NOT PLAY:** QB 12 G. Frerotte, **INACTIVE:** QB 17 J. Jackson, CB 23 W. Middlebrooks, RB 30 T. Davis, C 50 B. Hamilton, WR 83 S. Montgomery, WR 85 P. McGeoghan, DT 90 J. Johnson, DE 92 B. Berry.

FIELD GOALS (made () & missed)

Player	Yards	Result
J. Elam	(24) (50) (46) (28)	
J. Hilbert	(43)	

Visitor	Denver Broncos	Home	Dallas Cowboys
1	2	3	4
3	14	6	3
3	0	0	21
OT	—	—	—
TOTAL	24	24	24

Team	Qtr	Clock Time	PLAY DESCRIPTION (Extra Point) (Drive Info)						
			Visitor	Home	Score	Time	Yards	Plays	
BRONCOS	1	6:13	J. Elam 24 yd. Field Goal (10-31, 5:58)	3	0				
COWBOYS	1	0:32	J. Hilbert 43 yd. Field Goal (11-52, 5:41)	3	0				
BRONCOS	2	9:58	M. Anderson 1 yd. run (J. Elam, kick) (11-71, 5:34)	10	3				
BRONCOS	2	8:52	D. Carswell 4 yd. pass from B. Griese (J. Elam, kick) (1-4, 0:04)	17	3				
BRONCOS	3	9:02	J. Elam 50 yd. Field Goal (8-39, 4:58)	20	3				
BRONCOS	3	7:13	J. Elam 46 yd. Field Goal (4-5, 1:34)	23	3				
BRONCOS	4	11:13	J. Elam 28 yd. Field Goal (9-32, 4:03)	26	3				
COWBOYS	4	8:12	T. Hambrick 1 yd. run (J. Hilbert, kick) (8-71, 3:01)	26	10				
COWBOYS	4	7:29	R. Swinton 65 yd. punt return (J. Hilbert, kick)	26	17				
COWBOYS	4	1:10	T. Hambrick 1 yd. run (J. Hilbert, kick) (2-56, 0:40)	26	24				

FINAL BRONCOS DEFENSIVE STATISTICS

(Based on coaches' film review)

Player	UT	A	TT	S-yds	I-yds	PD	FF	FR	Player	UT	A	TT	S-yds	I-yds	PD	FF	FR
A. Wilson	5	2	7	0-0	0-0	1	0	0	J. Spencer	2	0	2	0-0	0-0	4	0	0
J. Mobley	5	0	5	0-0	0-0	0	0	1	D. Walker	2	0	2	0-0	0-0	1	0	0
K. Pittman	5	0	5	0-0	0-0	0	0	0	K. Washington	1	1	2	1-6	0-0	0	0	0
B. Romanowski	5	0	5	0-0	0-0	0	0	0	I. Gold	1	0	1	1-6	0-0	0	1	0
E. Brown	4	1	5	1-10	0-0	0	1	0	L. Lett	1	0	1	0-0	0-0	1	0	0
T. Pryce	2	2	4	0-0	0-0	0	1	0	D. O'Neal	1	0	1	0-0	0-0	1	0	0
K. Kennedy	3	0	3	0-0	0-0	0	0	0	E. Davis	0	1	1	0-0	0-0	0	0	0
R. Hayward	2	0	2	0-0	0-0	0	0	0	L. Woodall	0	1	1	0-0	0-0	0	0	0
C. McGlockton	2	0	2	0-0	0-0	0	0	0	M. Reagor	0	0	0	0-0	0-0	0	0	0
M. Reagor	2	0	2	1-6	0-0	0	0	0	Team Totals	43	8	51	4-28	0-0	8	3	1

FINAL INDIVIDUAL STATISTICS

Denver Broncos										Dallas Cowboys																								
RUSHING	ATT	YDS	AVG	LG	TD	PASSING	ATT	CMP	YDS	T/KD	YD	TD	LG	IN	Rtg.	RUSHING	ATT	YDS	AVG	LG	TD	PASSING	ATT	CMP	YDS	T/KD	YD	TD	LG	IN	Rtg.			
M. Anderson	33	118	3.6	12	0	B. Griese	29	17	171	1/11	1	28	1	72.6	R. Leaf	32	16	193	4/28	0	36	0	R. Leaf	32	16	193	4/28	0	36	0	68.9			
O. Gary	2	5	2.5	5	0	B. Griese	4	4	-1.0	-1	0	0	0	0	0	J. Galloway	1	1	-1.0	0	-1	0	J. Galloway	1	1	-1.0	0	-1	0	0	79.2			
B. Griese	4	-4	-1.0	-1	0	Total	39	119	3.1	12	1	28	1	72.6	Total	16	27	1.7	11	2	0	Total	33	17	192	4/28	0	36	0	68.9				
Total	39	119	3.1	12	1	PASS RECEIVING	NO	YDS	AVG	LG	TD	PASS RECEIVING	NO	YDS	AVG	LG	TD	INT	Rtg.	NO	YDS	AVG	LG	TD	INT	Rtg.	NO	YDS	AVG	LG	TD			
R. Smith	7	81	11.6	23	0	R. Smith	7	81	11.6	23	0	R. Ismail	6	84	14.0	36	0	0	0	R. Ismail	6	84	14.0	36	0	0	0	0	0	0				
D. Carswell	3	11	3.7	4	1	D. Carswell	3	11	3.7	4	1	J. Galloway	6	64	10.7	27	0	0	0	J. Galloway	6	64	10.7	27	0	0	0	0	0	0				
D. Clark	2	39	19.5	28	0	D. Clark	2	39	19.5	28	0	E. Smith	2	7	3.5	4	0	0	0	E. Smith	2	7	3.5	4	0	0	0	0	0	0				
M. Anderson	2	13	6.5	11	0	M. Anderson	2	13	6.5	11	0	T. Hambrick	1	23	23.0	23	0	0	0	T. Hambrick	1	23	23.0	23	0	0	0	0	0	0				
M. Dominguez	1	12	12.0	12	0	M. Dominguez	1	12	12.0	12	0	M. Lucky	1	9	9.0	9	0	0	0	M. Lucky	1	9	9.0	9	0	0	0	0	0	0				
O. Gary	1	9	9.0	9	0	O. Gary	1	9	9.0	9	0	O. Gary	1	9	9.0	9	0	0	0	O. Gary	1	9	9.0	9	0	0	0	0	0	0				
K. Poole	1	6	6.0	6	0	K. Poole	1	6	6.0	6	0	K. Poole	1	6	6.0	6	0	0	0	K. Poole	1	6	6.0	6	0	0	0	0	0	0				
Total	17	171	10.1	28	1	Total	17	171	10.1	28	1	Total	17	192	11.3	36	0	0	Total	17	192	11.3	36	0	0	0	0	0	0	0				
INTERCEPTIONS	NO	YDS	AVG	LG	TD	INTERCEPTIONS	NO	YDS	AVG	LG	TD	INTERCEPTIONS	NO	YDS	AVG	LG	TD	INT	Rtg.	NO	YDS	AVG	LG	TD	INT	Rtg.	NO	YDS	AVG	LG	TD			
Total	0	0	0.0	0	0	Total	0	0	0.0	0	0	Total	1	22	22.0	22	0	0	Total	1	22	22.0	22	0	0	0	0	0	0					
PUNTING	NO	YDS	AVG	TB	IN20	LG	PUNTING	NO	YDS	AVG	TB	IN20	LG	PUNTING	NO	YDS	AVG	TB	IN20	LG	PUNTING	NO	YDS	AVG	TB	IN20	LG	PUNTING	NO	YDS	AVG	TB	IN20	LG
T. Rouen	6	279	46.5	1	1	56	T. Rouen	6	279	46.5	1	1	56	M. Knorr	8	364	45.5	2	0	52	M. Knorr	8	364	45.5	2	0	52	Total	8	364	45.5	2	0	52
Total	6	279	46.5	1	1	56	Total	6	279	46.5	1	1	56	Total	8	364	45.5	2	0	52	Total	8	364	45.5	2	0	52	PUNT RETURNS	NO	YDS	AVG	FC	LG	TD
PUNT RETURNS	NO	YDS	AVG	FC	LG	TD	PUNT RETURNS	NO	YDS	AVG	FC	LG	TD	PUNT RETURNS	NO	YDS	AVG	FC	LG	TD	PUNT RETURNS	NO	YDS	AVG	FC	LG	TD	PUNT RETURNS	NO	YDS	AVG	FC	LG	TD
D. O'Neal	4	63	15.8	1	34	0	D. O'Neal	4	63	15.8	1	34	0	R. Swinton	5	100	20.0	0	65	1	R. Swinton	5	100	20.0	0	65	1	Total	5	100	20.0	0	65	1
(DOWNED)	1	0	0.0	0	0	0	(DOWNED)	1	0	0.0	0	0	0	(TOUCHBACK)	1	0	0.0	0	0	0	(TOUCHBACK)	1	0	0.0	0	0	0	Returns	5	100	20.0	0	65	1
(TOUCHBACK)	2	0	0.0	0	0	0	(TOUCHBACK)	2	0	0.0	0	0	0	(TOUCHBACK)	1	0	0.0	0																

12

MIAMI 21, DENVER 10
Dec. 2, 2001 • Pro Player Stadium • Miami, Fla.



Weather: Partly Sunny, 76°, Wind NE 6 mph • Attendance: 73,938 • Time: 2:49

After being dominated for three quarters, the Dolphins turned two crucial Broncos turnovers into 14 points and beat Denver 21-10 in front of 73,938 at Pro Player Stadium. The loss dropped Denver's record to 6-6 and its road mark to 2-4.

Jason Elam's 45-yard field goal represented the only scoring of the first half, as the Broncos used a ball-control offensive effort and a stifling defensive performance to take a 3-0 lead to the locker room at halftime.

The Broncos widened the margin to 10-0 on the opening possession of the second half, taking the kickoff and marching 75 yards in 13 plays, covering 8:19 of clock time, for a touchdown drive that culminated in a 4-yard scoring pass from Brian Griese to Desmond Clark. It was the Denver's longest scoring drive of the season in terms of plays and time elapsed. Clark tied for the team lead (with Chris Cole and KaRon Coleman) with four receptions on the day, picking up the slack with NFL receiving leader Rod Smith out (left ankle), and the touchdown was his career-best fourth of the season. For Griese it was his 53rd career touchdown pass, third most in franchise history, as he passed Charley Johnson (52).

The Dolphins finally put a scoring drive together over the final 3:23 of the third quarter and the first 1:15 of the fourth quarter, notching a touchdown on an 11-yard connection from Jay Fiedler to Chris Chambers. The Broncos responded by marching from their own 24-yard line to the Dolphins' 40-yard line in six plays, looking to pad their 10-7 lead, but the seventh play would prove to be their undoing, as Griese attempted to throw the ball away under pressure and was intercepted by Dolphins defensive lineman Kenny Mixon, who returned it 56 yards for a touchdown. On the ensuing kickoff, Cole fumbled and Miami recovered at the Denver seven. Two plays later, Miami was in the end zone again, building a 21-10 lead that would hold up over the final 8:59.

One bright spot offensively for Denver was the return of Terrell Davis, who had missed the previous two games after undergoing arthroscopic surgery to repair torn lateral meniscus cartilage in his left knee. Davis rushed for 97 yard on 20 carries. The loss dropped Denver's all-time record at Miami to 0-6.

OFFICIALS

Referee — Johnny Grier (23); Umpire — Carl Paganelli (124); Head Linesman — James Wilson (43); Line Judge — Jeff Bergman (32); Field Judge — Bob McGrath (35); Side Judge — Dean Look (49); Back Judge — Scott Green (9); Replay — Howard Slavin

STARTING LINEUPS

Denver Broncos				Miami Dolphins			
Offense		Defense		Offense		Defense	
WR 84 C. Cole	LE 97 K. Washington	WR 86 O. Gadsden	LE 79 K. Mixon	LT 70 T. Teague	LT 91 C. McGlockton	LT 60 S. Folau	LT 95 T. Bowens
LG 64 L. Friedman	RT 93 T. Pryce	LG 66 H. Irwin	RT 94 J. Haley	C 66 T. Nalen	RE 95 K. Pittman	C 61 T. Ruddy	RE 99 J. Taylor
RG 62 D. Neil	WLB 51 J. Mobley	RG 75 T. Perry	WLB 59 D. Rodgers	RT 78 M. Lepsis	MLB 56 A. Wilson	RT 71 T. Wade	MLB 54 Z. Thomas
TE 89 D. Carswell	SLB 53 B. Romanowski	TE 82 J. Weaver	SLB 52 M. Greenwood	WR 82 K. Kasper	LCB 24 D. O'Neal	WR 80 J. McKnight	LCB 23 P. Surtain
QB 14 B. Griese	RCB 27 D. Walker	QB 9 J. Fiedler	RCB 21 T. Cousin	RB 30 T. Davis	SS 28 K. Kennedy	RB 26 L. Smith	SS 45 B. Walker
TE 88 D. Clark	FS 26 E. Brown	WR 84 C. Chambers	FS 31 B. Marion				

DENVER SUBSTITUTIONS: K 1 J. Elam, P 16 T. Rouen, RB 21 K. Coleman, CB 25 E. Davis, CB 33 J. Spencer, FB 37 T. Carter, RB 38 M. Anderson, FB 42 D. Smith, S 47 Da. Clark, S 48 G. Coghill, TE 49 M. Dominguez, LB 52 I. Gold, LB 54 L. Woodall, LB 55 K. Burns, G/C 63 D. Diaz-Infante, T 65 C. Carlisle, WR 83 S. Montgomery, WR 85 P. McGeoghan, FB/TE 86 P. Hape, DT 94 L. Lett, DE 98 R. Hayward, DE 99 M. Reagor. **DID NOT PLAY:** QB 12 G. Frerotte. **INACTIVE:** QB 17 J. Jackson, CB 23 W. Middlebrooks, C 50 B. Hamilton, G 79 S. Herndon, WR 80 R. Smith, WR 81 K. Poole, DT 90 J. Johnson, DE 92 B. Berry.

FIELD GOALS (made () & missed)

Player	Yards	Made	Missed	OT	Total
J. Elam	45	1	0	—	1
VISITOR	Denver Broncos	0	3	—	10
HOME	Miami Dolphins	0	0	0	21

Team	Qtr	Clock Time	PLAY DESCRIPTION (Extra Point) (Drive Info)	SCORE	
				Visitor	Home
BRONCOS	2	7:01	J. Elam 45 yd. Field Goal (9-48, 3:56)	3	0
BRONCOS	3	6:41	D. Clark 4 yd. pass from B. Griese (J. Elam, kick) (13-75, 8:19)	10	0
DOLPHINS	4	13:45	C. Chambers 11 yd. pass from J. Fiedler (O. Mare, kick) (7-58, 4:38)	10	7
DOLPHINS	4	9:51	K. Mixon 56 yd. interception return (O. Mare, kick)	10	14
DOLPHINS	4	8:59	L. Smith 1 yd. run (O. Mare, kick) (2-7, 0:37)	10	21

FINAL BRONCOS DEFENSIVE STATISTICS

(Based on coaches' film review)

Player	UT	A	TT	S-yds	I-yds	PD	FF	FR	Player	UT	A	TT	S-yds	I-yds	PD	FF	FR
A. Wilson	8	1	9	0-0	0-0	0	0	0	T. Pryce	2	1	3	0-0	0-0	0	0	0
E. Brown	5	4	9	0-0	0-0	0	0	1	B. Romanowski	1	2	3	0-0	0-0	0	0	0
J. Mobley	4	4	8	0-0	0-0	0	1	0	C. McGlockton	2	0	2	0-0	0-0	0	0	0
K. Kennedy	4	2	6	0-0	0-0	0	0	0	M. Reagor	2	0	2	0-0	0-0	0	0	0
K. Washington	4	2	6	0-0	0-0	0	0	0	K. Burns	1	0	1	0-0	0-0	0	0	0
I. Gold	4	1	5	0-0	0-0	0	0	0	E. Davis	0	0	0	0-0	0-0	0	0	0
K. Pittman	4	1	5	0-0	0-0	0	0	0	R. Hayward	0	0	0	0-0	0-0	0	0	0
D. O'Neal	3	0	3	0-0	0-0	3	0	0	L. Lett	0	0	0	0-0	0-0	0	0	0
J. Spencer	3	0	3	0-0	0-0	1	0	0	Team Totals	50	18	68	0-0	0-0	4	1	1
D. Walker	3	0	3	0-0	0-0	0	0	0									

FINAL INDIVIDUAL STATISTICS

Denver Broncos										Miami Dolphins																
RUSHING	ATT	YDS	AVG	LG	TD	PASSING	ATT	YDS	AVG	LG	TD	RUSHING	ATT	YDS	AVG	LG	TD	PASSING	ATT	YDS	AVG	LG	TD			
T. Davis	20	97	4.9	14	0	L. Smith	15	36	2.4	10	1	M. Anderson	6	24	4.0	7	0	R. Lucas	1	3	3.0	3	0			
M. Anderson	6	24	4.0	7	0	B. Griese	33	18	0.5	13	1	B. Griese	3	13	4.3	9	0	J. Fiedler	4	2	0.5	3	0			
B. Griese	33	18	0.5	13	1	K. Coleman	2	9	4.5	5	0	K. Coleman	2	9	4.5	5	0	T. Minor	2	1	0.5	2	0			
K. Coleman	2	9	4.5	5	0	T. Carter	1	4	4.0	4	0	T. Carter	1	4	4.0	4	0	Total	22	42	1.9	10	1			
T. Carter	1	4	4.0	4	0	Total	32	147	4.6	14	0	Total	33	18	0.5	13	1	Total	28	18	0.6	25	0			
Total	32	147	4.6	14	0	PASS RECEIVING	NO	YDS	AVG	LG	TD	PASS RECEIVING	NO	YDS	AVG	LG	TD	PASS RECEIVING	NO	YDS	AVG	LG	TD			
						C. Cole	4	43	10.8	13	0	L. Smith	5	43	8.6	15	0	L. Smith	5	43	8.6	15	0			
						K. Coleman	4	31	7.8	13	1	J. McKnight	4	56	14.0	25	0	J. McKnight	4	56	14.0	25	0			
						D. Clark	4	31	7.8	13	1	C. Chambers	3	35	11.7	14	1	C. Chambers	3	35	11.7	14	1			
						S. Montgomery	3	17	5.7	6	0	D. Ward	3	27	9.0	11	0	D. Ward	3	27	9.0	11	0			
						T. Davis	2	0	0.0	1	0	O. Gadsden	2	11	5.5	6	0	O. Gadsden	2	11	5.5	6	0			
						M. Dominguez	1	12	12.0	12	0	T. Minor	1	4	4.0	4	0	T. Minor	1	4	4.0	4	0			
						Total	18	135	7.5	13	1	Total	18	176	9.8	25	1	Total	18	176	9.8	25	1			
						INTERCEPTIONS	NO	YDS	AVG	LG	TD	INTERCEPTIONS	NO	YDS	AVG	LG	TD	INTERCEPTIONS	NO	YDS	AVG	LG	TD			
						K. Mixon	1	56	56.0	56	1	K. Mixon	1	56	56.0	56	1	K. Mixon	1	56	56.0	56	1			
						Total	0	0	0.0	0	0	Total	1	56	56.0	56	1	Total	1	56	56.0	56	1			
						PUNTING	NO	YDS	AVG	TB	IN20	LG	PUNTING	NO	YDS	AVG	TB	IN20	LG	PUNTING	NO	YDS	AVG	TB	IN20	LG
						T. Rouen	6	286	47.7	1	0	61	M. Turk	7	300	42.9	0	4	59	M. Turk	7	300	42.9	0	4	59
						Total	6	286	47.7	1	0	61	Total	7	300	42.9	0	4	59	Total	7	300	42.9	0	4	59
						PUNT RETURNS	NO	YDS	AVG	FC	LG	TD	PUNT RETURNS	NO	YDS	AVG	FC	LG	TD	PUNT RETURNS	NO	YDS	AVG	FC	LG	TD
						D. O'Neal	2	10	5.0	1	8	0	D. Ward	3	22	7.3	0	11	0	D. Ward	3	22	7.3	0	11	0
						(DOWNED)	3	0	0.0	0	0	0	J. Ogden	1	19	19.0	0	19	0	J. Ogden	1	19	19.0	0	19	0
						(OUT OF BOUNDS)	1	0	0.0	0	0	0	(OUT OF BOUNDS)	1	0	0.0	0	0	0	(OUT OF BOUNDS)	1	0	0.0	0	0	0
						Returns	2	10	5.0	1	8	0	Returns	4	41	10.3	0	19	0	Returns	4	41	10.3	0	19	0
						KICKOFF RETURNS	NO	YDS	AVG	FC	LG	TD	KICKOFF RETURNS	NO	YDS	AVG	FC	LG	TD	KICKOFF RETURNS	NO	YDS	AVG	FC	LG	TD
						C. Cole	4	62	15.5	0	19	0	C. Chambers	3	70	23.3	0	29	0	C. Chambers	3	70	23.3	0	29	0
						Returns	4	62	15.5	0	19	0	Returns	3	70	23.3	0	29	0	Returns	3	70	23.3	0	29	0

FINAL TEAM STATISTICS

	VISITOR BRONCOS	HOME DOLPHINS
TOTAL FIRST DOWNS	19	12
By Rushing	8	5
By Passing	10	6
By Penalty	1	1
THIRD DOWN EFFICIENCY	6-14-43%	4-12-33%
FOURTH DOWN EFFICIENCY	0-1-0%	0-0-0%
TOTAL NET YARDS	273	218
Total Offensive Plays (inc. times thrown passing)	66	50
Average gain per offensive play	4.1	4.4
NET YARDS RUSHING	147	42
Total Rushing Plays	32	22
Average gain per rushing play	4.6	1.9
Tackles for a loss - number and yards	2-4	5-12
NET YARDS PASSING	126	176
Times thrown - yards lost attempting to pass	1-9	0-0
Gross yards passing	135	176
PASS ATTEMPTS-COMPLETIONS-HAD INTERCEPTED	33-18-1	28-18-0
Average gain per pass play (inc. # thrown passing)	3.7	6.3
KICKOFFS Number-In End Zone-Touchbacks	3-0-0	4-0-0
PUNTS Number and Average	6-47.7	7-42.9
Had Blocked	0	0
Fgs - PATs Had Blocked	0-0	0-0
Net punting average	37.5	41.4
TOTAL RETURN YARDAGE (Not Including Kickoffs)	10	97
No. and Yards Punt Returns	2-10	4-41
No. and Yards Kickoff Returns	4-62	3-70
No. and Yards Inter		

13

DENVER 20, SEATTLE 7
Dec. 9, 2001 • INVESCO Field at Mile High • Denver



Weather: Partly Cloudy, 38°, Wind E 3 mph • Attendance: 74,524 • Time: 3:02

The Broncos improved to 7-6 with a 20-7 victory over the Seattle Seahawks in front of 74,524 at INVESCO Field at Mile High and an ESPN national television audience. The win also moved Denver into second place in the AFC West.

Denver jumped to an early lead with an 11-yard touchdown pass from Brian Griese to Desmond Clark in the first quarter. The lead grew to 10-0 when Jason Elam converted a 42-yard field goal attempt after a short 16-yard drive that was set up by Deltha O'Neal's 41-yard punt return.

After being held scoreless for most of the first half Seattle got on the board with 1:05 remaining before the break when Matt Hasselbeck capped a 10-play, 80-yard drive with a 24-yard touchdown pass to Darrell Jackson.

The Broncos regained control of the game in the third quarter with two scoring drives, for a touchdown and field goal, to increase the lead to 20-7. The first drive covered 55 yards in five plays, keyed by a 27-yard double-reverse run by wide receiver Kevin Kasper and a 17-yard pass interference penalty against the Seahawks' Ken Lucas defending Rod Smith. Backup quarterback Gus Frerotte, who replaced Griese after the starter left with a mild concussion on the first play of the quarter, found Patrick Hape for a 1-yard touchdown hookup. Later in the period Terrell Davis scampered 57 yards—his longest run since Oct. 14, 1998 at Seattle (70)—to set up a 20-yard Elam field goal that produced the final margin of 20-7.

Davis rushed for 109 yards on 19 carries (5.7), his seventh consecutive 100-yard game against Seattle and the 41st of his career (34th in regular season). It also made Seattle the first team against whom Davis has rushed for more than 1,000 yards in his career. The 19 carries matches the lowest total needed by Davis to reach 100 yards in a regular season game. Rod Smith returned to action for the Broncos after missing a game with a severely sprained ankle and had eight receptions for 66 yards.

The Broncos had a season-high five sacks on the night, including three by rookie defensive end Reggie Hayward to tie the franchise rookie record held by Rulon Jones (vs. Oakland, 12/14/80).

OFFICIALS

Referee — Jeff Triplette (42); Umpire — Scott Dawson (70); Head Linesman — Tom Stabile (24); Line Judge — Bruce Maurer (38); Field Judge — Duke Carroll (11); Side Judge — Doug Rosenbaum (67); Back Judge — Richard Reels (83); Replay Assistant — Dale Orem

STARTING LINEUPS

Seattle Seahawks				Denver Broncos			
Offense		Defense		Offense		Defense	
WR 81 K. Robinson	LE 70 M. Sinclair	WR 80 R. Smith	LE 97 K. Washington	WR 80 R. Smith	LE 97 K. Washington	WR 80 R. Smith	LE 97 K. Washington
LT 71 W. Jones	LT 70 C. Eaton	LT 70 T. Teague	LT 91 C. McGlockton	LT 70 T. Teague	LT 91 C. McGlockton	LT 70 T. Teague	LT 91 C. McGlockton
LG 7 S. Hutchinson	RT 93 J. Randle	LG 64 L. Friedman	RT 93 T. Pryce	LG 64 L. Friedman	RT 93 T. Pryce	LG 64 L. Friedman	RT 93 T. Pryce
C 61 R. Tobeck	RE 95 J. Hilliard	C 66 T. Nalen	RE 95 K. Pittman	C 66 T. Nalen	RE 95 K. Pittman	C 66 T. Nalen	RE 95 K. Pittman
RG 62 C. Gray	OLB 51 A. Simmons	RG 62 D. Neil	WLB 51 J. Mobley	RG 62 D. Neil	WLB 51 J. Mobley	RG 62 D. Neil	WLB 51 J. Mobley
RT 74 T. Weiner	MLB 99 L. Kirkland	RT 78 M. Lepsis	MLB 56 A. Wilson	RT 78 M. Lepsis	MLB 56 A. Wilson	RT 78 M. Lepsis	MLB 56 A. Wilson
TE 86 C. Fauria	OLB 94 C. Brown	TE 89 D. Carswell	SLB 53 B. Romanowski	TE 89 D. Carswell	SLB 53 B. Romanowski	TE 89 D. Carswell	SLB 53 B. Romanowski
WR 82 D. Jackson	LCB 27 W. Williams	WR 82 K. Kasper	LCB 24 D. O'Neal	WR 82 K. Kasper	LCB 24 D. O'Neal	WR 82 K. Kasper	LCB 24 D. O'Neal
QB 8 M. Hasselbeck	RCB 21 K. Lucas	QB 14 B. Griese	RCB 27 D. Walker	QB 14 B. Griese	RCB 27 D. Walker	QB 14 B. Griese	RCB 27 D. Walker
RB 37 S. Alexander	SS 25 R. Tongue	RB 30 T. Davis	SS 28 K. Kennedy	RB 30 T. Davis	SS 28 K. Kennedy	RB 30 T. Davis	SS 28 K. Kennedy
FB 38 M. Strong	FS 31 M. Robertson	TE 88 De. Clark	FS 26 E. Brown	TE 88 De. Clark	FS 26 E. Brown	TE 88 De. Clark	FS 26 E. Brown

DENVER SUBSTITUTIONS: K 1 J. Elam, QB 12 G. Frerotte, P 16 T. Rouen, RB 21 K. Coleman, CB 23 W. Middlebrooks, CB 25 E. Davis, CB 33 J. Spencer, FB 37 T. Carter, RB 38 M. Anderson, FB 42 D. Smith, S 47 Da. Clark, S 48 G. Coghill, TE 49 M. Dominguez, LB 52 I. Gold, LB 55 K. Burns, G/C 63 D. Diaz-Infante, T 65 C. Carlisle, WR 83 S. Montgomery, WR 84 C. Cole, FB/TE 86 P. Hape, DE 92 B. Berry, DE 98 R. Hayward, DE 99 M. Reagar. **INACTIVE:** QB 17 J. Jackson, C 50 B. Hamilton, LB 54 L. Woodall, G 79 S. Herridon, WR 81 K. Poole, WR 85 P. McGeoghan, DT 90 J. Johnson, DT 94 L. Lett.

FIELD GOALS (made () & missed)

Player	Yards	1	2	3	4	OT	TOTAL
R. Lindell	41WR						7
J. Elam	(42) (20)						20

Team	Qtr	Clock Time	PLAY DESCRIPTION (Extra Point) (Drive Info)	SCORE	
				Visitor	Home
BRONCOS	1	3:10	De. Clark 11 yd. pass from B. Griese (J. Elam, kick) (10-66, 5:21)	0	7
BRONCOS	2	13:47	J. Elam 42 yd. Field Goal (8-16, 3:12)	0	10
SEAHAWKS	2	1:05	D. Jackson 24 yd. pass from M. Hasselbeck (R. Lindell, kick) (10-80, 3:40)	7	10
BRONCOS	3	7:39	P. Hape 1 yd. pass from G. Frerotte (J. Elam, kick) (5-55, 1:36)	7	17
BRONCOS	3	0:43	J. Elam 20 yd. Field Goal (10-85, 3:38)	7	20

FINAL BRONCOS DEFENSIVE STATISTICS
(Based on coaches' film review)

Player	UT	A	TT	S-yds	I-yds	PD	FF	FR	Player	UT	A	TT	S-yds	I-yds	PD	FF	FR
J. Mobley	5	4	9	0-0	0-0	0	0	0	K. Washington	1	2	3	0-0	0-0	0	0	0
A. Wilson	5	4	9	0-0	0-0	0	0	0	D. O'Neal	0	2	0	0-0	0-0	3	0	0
B. Romanowski	7	1	8	0-0	0-0	0	0	0	C. McGlockton	2	0	2	0-0	1-0	1	0	0
K. Kennedy	5	2	7	0-0	0-0	1	0	0	I. Gold	1	1	2	0-0	0-0	0	0	0
R. Hayward	4	1	5	2.5-17	0-0	0	0	0	J. Spencer	1	1	2	0-0	1-0	0	0	0
T. Pryce	4	1	5	1.5-12	0-0	0	0	0	B. Berry	1	0	1	1-7	0-0	0	0	0
E. Brown	4	0	4	0-0	0-0	1	0	0	E. Davis	0	0	0	0-0	0-0	0	0	0
K. Pittman	3	0	3	0-0	0-0	1	0	0	M. Reagar	0	0	0	0-0	0-0	0	0	0
D. Walker	3	0	3	0-0	0-0	0	0	0	Team Totals	48	17	65	5-36	2-0	7	0	0

FINAL INDIVIDUAL STATISTICS

Seattle Seahawks										Denver Broncos																			
RUSHING		ATT	YDS	AVG	LG	TD	PASSING		ATT	YDS	AVG	LG	TD	RUSHING		ATT	YDS	AVG	LG	TD									
S. Alexander		12	28	2.3	10	0	T. Davis		19	109	5.7	57	0	R. Smith		8	66	8.3	12	0									
R. Watters		6	23	3.8	7	0	K. Kasper		1	27	27.0	27	0	De. Clark		2	17	8.5	11	1									
M. Hasselbeck		2	17	8.5	10	0	B. Griese		2	18	9.0	9	0	K. Kasper		2	15	7.5	11	0									
M. Strong		1	2	2.0	2	0	K. Coleman		2	8	4.0	8	0	D. Carswell		2	13	6.5	12	0									
Total		21	70	3.3	10	0	Total		28	165	5.9	57	0	T. Davis		2	8	4.0	7	0									
P. Hape		37	17	243	5/36	1	39	2	54.2	G. Frerotte		20	10	77	2/14	1	12	0	76.5	B. Griese		17	11	81	0/0	1	12	1	71.0
Total		37	17	243	5/36	1	39	2	54.2	Total		37	21	158	2/14	2	12	1	71.0	P. Hape		1	1	1.0	11	1	2		
PASS RECEIVING		NO	YDS	AVG	LG	TD	PASS RECEIVING		NO	YDS	AVG	LG	TD	PASS RECEIVING		NO	YDS	AVG	LG	TD									
D. Jackson		4	104	26.0	39	1	R. Smith		8	66	8.3	12	0	T. Davis		1	12	12.0	12	0									
K. Robinson		3	61	20.3	21	0	De. Clark		2	17	8.5	11	1	T. Carter		1	10	10.0	10	0									
B. Ingram		2	26	13.0	14	0	K. Kasper		2	15	7.5	11	0	S. Montgomery		1	10	10.0	10	0									
R. Watters		2	18	9.0	13	0	D. Carswell		2	13	6.5	12	0	K. Coleman		1	6	6.0	6	0									
M. Strong		2	16	8.0	9	0	T. Davis		2	8	4.0	7	0	P. Hape		1	1	1.0	11	1									
C. Fauria		2	14	7.0	9	0	C. Cole		1	12	12.0	12	0	Total		21	158	7.5	12	2									
S. Alexander		2	4	2.0	3	0	T. Carter		1	10	10.0	10	0	INTERCEPTIONS		NO	YDS	AVG	LG	TD									
Total		17	243	14.3	39	1	Total		21	158	7.5	12	2	C. McGlockton		1	0	0.0	0	0									
INTERCEPTIONS		NO	YDS	AVG	LG	TD	INTERCEPTIONS		NO	YDS	AVG	LG	TD	J. Spencer		1	0	0.0	0	0									
M. Robertson		1	25	25.0	25	0	M. Robertson		1	25	25.0	25	0	Total		2	0	0.0	0	0									
Total		1	25	25.0	25	0	Total		2	0	0.0	0	0	PUNTING		NO	YDS	AVG	TB	IN20	LG								
PUNTING		NO	YDS	AVG	TB	IN20	LG	PUNTING		NO	YDS	AVG	TB	IN20	LG	PUNTING		NO	YDS	AVG	TB	IN20	LG						
J. Feagles		4	195	48.8	0	2	54	T. Rouen		4	160	40.0	1	2	44	T. Rouen		4	160	40.0	1	2	44						
Total		4	195	48.8	0	2	54	Total		4	160	40.0	1	2	44	Total		4	160	40.0	1	2	44						
PUNT RETURNS		NO	YDS	AVG	FC	LG	TD	PUNT RETURNS		NO	YDS	AVG	FC	LG	TD	PUNT RETURNS		NO	YDS	AVG	FC	LG	TD						
C. Rogers		1	17	17.0	1	17	0	D. O'Neal		3	49	16.3	0	41	0	D. O'Neal		3	49	16.3	0	41	0						
(DOWNED)		1	0	0.0	0	0	0	(DOWNED)		1	0	0.0	0	0	0	(DOWNED)		1	0	0.0	0	0	0						
(TOUCHBACK)		1	0	0.0	0	0	0	Returns		3	49	16.3	0	41	0	Returns		3	49	16.3	0	41	0						
Total		1	17	17.0	1	17	0	Total		3	49	16.3	0	41	0	Total		3	49	16.3	0	41	0						
KICKOFF RETURNS		NO	YDS	AVG	FC	LG	TD	KICKOFF RETURNS		NO	YDS	AVG	FC	LG	TD	KICKOFF RETURNS		NO	YDS	AVG	FC	LG	TD						
C. Rogers		3	60	20.0	0	25	0	C. Rogers		3	60	20.0	0	25	0	C. Cole		2	45	22.5	0	27	0						
K. Joseph		2	38	19.0	0	21	0	K. Joseph		2	38	19.0	0	21	0	Total		2	45	22.5	0	27	0						
Total		5	98	19.6	0	25	0	Total		5	98	19.6	0	25	0	Total		2	45	22.5	0	27	0						
Seattle Seahawks		Fum	Own	Yds	TD	FF	Opp. Rec.	Yds	TD	Bnds	Denver Broncos		Fum	Own	Yds	TD	FF	Opp. Rec.	Yds	TD	Bnds								
J. Randle		0	0	0	0	1	0	0	0	0	G. Frerotte		2	1	0	0	0	0	0	0	0	0							
C. Brown		0	0	0	0	1	3	0	0	0	Total		2	1	0	0	0	0	0	0	0	0							
Total		0	0	0	0	1	3	0	0	0	Total		2	1	0	0	0	0	0	0	0	0							

14 **KANSAS CITY 26, DENVER 23 (OT)**
 Dec. 16, 2001 • Arrowhead Stadium • Kansas City, Mo. 

Weather: Overcast with Drizzle, 49°, Wind Calm • **Attendance:** 77,778 • **Time:** 3:31

The Broncos fell to 7-7 after a gut-wrenching overtime defeat at the hands of the Kansas City Chiefs, 26-23, in front of 77,778 at Arrowhead Stadium.

Denver fell behind 10-0 and didn't begin to dig out until the second quarter when Gus Frerotte—who started at quarterback for an injured Brian Griese—connected with Rod Smith for an 11-yard score that cut the deficit to 10-7. Chiefs kicker Todd Peterson answered with a 43-yard field goal, followed by a 34-yard field goal from Jason Elam with 20 seconds left in the half that sent the teams to the locker room with the score 13-10 Kansas City.

The second half began in promising fashion for the Broncos when Ian Gold recovered a fumble on the opening kickoff that was forced by George Coghill, setting the offense up at the Chiefs' 27-yard line. But Denver could not convert as Elam missed a 45-yard field goal. The Chiefs took over and drove 65 yards in six plays for a score, which came on a 24-yard touchdown pass from Trent Green to Derrick Alexander to make the score 20-10. Once again facing a 10-point deficit, Frerotte sparked the Denver offense to its most impressive drive of the day—one that would turn out to be his final series of the day. He drove the Broncos 84 yards in 11 plays, covering 5:29 on the clock, and capped the drive with a 4-yard scoring run to pull Denver within three points. But after completing five of eight passes for 71 yards on the drive, the touchdown run would prove to be his undoing as he separated his right shoulder on the play and did not return to the game.

Jarius Jackson came off the bench to direct two drives that led to field goals, the second one a 49-yarder by Elam with 1:13 left to play in regulation that tied the score at 23-23. Jimmy Spencer then intercepted his second pass in as many weeks and his third of the season to preserve the tie and send the game to overtime.

The Chiefs had two scoring chances in overtime, with the first ending in a botched 41-yard field goal attempt by Peterson. But after a Broncos punt Peterson converted from 32 yards with 5:56 remaining to virtually eliminate the Broncos from post-season contention. It was their third straight defeat at Arrowhead Stadium and also marked the first time since 1992 the Broncos lost all four road games within the division, in the final year of the five-team AFC West alignment.

OFFICIALS

Referee — Bernie Kukar (86); **Umpire** — Bill Schuster (129); **Head Linesman** — Dale Hamer (104); **Line Judge** — Tom Barnes (55); **Field Judge** — Steve Freeman (133); **Side Judge** — Tom Hill (97); **Back Judge** — Bobby Skelton (73); **Replay** — Jim Blackwood

STARTING LINEUPS

Denver Broncos				Kansas City Chiefs			
Offense		Defense		Offense		Defense	
TE 86	P. Hape	LE 97	K. Washington	WR 81	M. Minnis	LE 98	E. Hicks
LT 70	T. Teague	LT 91	C. McGlockton	LT 76	J. Tait	LT 79	E. Downing
LG 64	L. Friedman	RT 93	T. Pryce	LG 54	B. Waters	NT 95	D. Ransom
C 66	T. Nalen	RE 95	K. Pittman	C 62	C. Wiegmann	RE 99	D. Clemons
RG 62	D. Neil	WLB 51	J. Mobley	RG 68	W. Shields	LLB 56	L. Bush
RT 78	M. Lepsis	MLB 56	A. Wilson	RT 70	M. Spears	MLB 53	M. Patton
TE 89	D. Carswell	SLB 53	B. Romanowski	TE 86	T. Gonzalez	RLB 59	D. Edwards
WR 82	K. Kasper	LCB 24	D. O'Neal	WR 82	D. Alexander	RCB 39	R. Crockett
QB 12	G. Frerotte	RCB 27	D. Walker	QB 10	T. Green	RCB 44	E. Warfield
RB 30	T. Davis	SS 28	K. Kennedy	RB 31	P. Holmes	SS 25	G. Wesley
FB 37	T. Carter	FB 26	E. Brown	FB 49	T. Richardson	FB 21	J. Woods

DENVER SUBSTITUTIONS: K 1 J. Elam, P 16 T. Rouen, QB 17 J. Jackson, RB 21 K. Coleman, CB 23 W. Middlebrooks, CB 25 E. Davis, CB 33 J. Spencer, RB 38 M. Anderson, FB 42 D. Smith, S 48 G. Coghill, TE 49 M. Dominguez, LB 52 I. Gold, LB 54 L. Woodall, LB 55 K. Burns, G/C 63 D. Diaz-Infante, T 65 C. Carlisle, WR 80 R. Smith, WR 83 S. Montgomery, WR 84 C. Cole, TE 88 D. Clark, DE 92 B. Berry, DE 98 R. Hayward, DE 99 M. Reagor. **INACTIVE:** 14 B. Griese, C 50 B. Hamilton, T 72 B. Winey, G 79 S. Herndon, WR 81 K. Poole, WR 85 P. McGeoghan, DT 90 J. Johnson, DT 94 L. Lett.

FIELD GOALS (made () & missed)

Player	Attempts	Yards	Yards	Attempts	Yards
J. Elam	(34)	45	WL (36)	(49)	
T. Peterson	(51)	(43)	28	WR (41)	41
				1R (32)	

Team	Qtr	Clock	Time	PLAY DESCRIPTION (Extra Point) (Drive Info)	SCORE	
					Visitor	Home
CHIEFS	1	6:04		T. Peterson 51 yd. Field Goal (11-49, 6:36)	0	3
CHIEFS	1	2:23		P. Holmes 12 yd. run (T. Peterson, kick) (2-66, 0:59)	0	10
BRONCOS	2	9:29		R. Smith 11 yd. pass from G. Frerotte (J. Elam, kick) (7-63, 4:09)	7	10
CHIEFS	2	4:29		T. Peterson 43 yd. Field Goal (10-47, 5:00)	7	13
BRONCOS	2	0:20		J. Elam 34 yd. Field Goal (10-44, 4:09)	10	13
CHIEFS	3	10:37		D. Alexander 24 yd. pass from T. Green (T. Peterson, kick) (6-65, 2:43)	10	20
BRONCOS	3	5:08		G. Frerotte 4 yd. run (J. Elam, kick) (11-84, 5:29)	17	20
BRONCOS	4	14:20		J. Elam 36 yd. Field Goal (6-26, 2:25)	20	20
CHIEFS	4	5:12		T. Peterson 41 yd. Field Goal (4(-1), 1:32)	20	23
BRONCOS	4	1:13		J. Elam 49 yd. Field Goal (9-40, 3:59)	23	23
CHIEFS	4	5:56		T. Peterson 32 yd. Field Goal (2-56, 0:24)	23	26

FINAL BRONCOS DEFENSIVE STATISTICS
 (Based on coaches' film review)

Player	UT	A	TT	S-yds	I-yds	PD	FF	FR	FR	Player	UT	A	TT	S-yds	I-yds	PD	FF	FR	FR
J. Mobley	7	4	11	0-0	0-0	0	0	0	0	B. Berry	2	0	2	1-5	0-0	0	0	0	0
R. Hayward	5	4	9	0-0	0-0	0	0	0	0	M. Reagor	2	0	2	0-0	0-0	0	0	0	0
K. Kennedy	5	4	9	1-11	0-0	0	0	0	0	K. Washington	1	1	2	0-0	0-0	0	0	0	1
B. Romanowski	4	4	8	2-14	0-0	0	0	0	0	G. Coghill	1	0	1	0-0	0-0	0	0	0	0
A. Wilson	6	1	7	0-0	0-0	0	0	0	0	I. Gold	1	0	1	0-0	0-0	0	0	0	0
E. Brown	3	4	7	0-0	0-0	1	0	0	0	E. Davis	0	0	0	0-0	0-0	0	0	0	0
C. McGlockton	5	0	5	0-0	0-0	0	0	0	0	K. Pittman	0	0	0	0-0	0-0	0	0	0	0
T. Pryce	4	1	5	1-3	0-0	0	0	0	0	D. Walker	0	0	0	0-0	0-0	0	0	0	0
D. O'Neal	4	0	4	0-0	0-0	0	0	0	0	Team Totals	52	24	76	5-33	1-18	2	0	1	
J. Spencer	2	1	3	0-0	1-18	1	0	0	0										

FINAL INDIVIDUAL STATISTICS

Denver Broncos											Kansas City Chiefs														
RUSHING	ATT	YDS	AVG	LG	TD	PASSING	ATT	CMP	YDS	T/KD	RUSHING	ATT	YDS	AVG	LG	TD	PASSING	ATT	CMP	YDS	T/KD				
T. Davis	21	70	3.3	16	0	G. Frerotte	22	16	181	1/7	P. Holmes	29	121	4.2	14	1	E. Kennison	1	14	14.0	14	0			
G. Frerotte	1	12	3.0	4t	1	J. Jackson	5	7	14	0	T. Richardson	1	3	1.5	2	0	T. Richardson	2	3	1.5	2	0			
M. Anderson	1	6	8.0	8	0	J. Jackson	12	7	73	1/6	T. Green	1	-1	-1.0	-1	0	T. Green	1	17	17.0	17	1			
J. Jackson	5	7	1.4	4	0	S. Montgomery	1	5	5.0	5	T. Green	1	50	50.0	50	0	T. Green	17	292	5/33	1	56	114.8		
S. Montgomery	1	5	5.0	5	0	K. Kasper	2	-8	-4.0	-4	Total	21	17	292	5/33	1	56	1	17	292	5/33	1	56	114.8	
K. Kasper	2	-8	-4.0	-4	0	Total	34	23	254	2/13	1	25	0	0	0	0	0	0	0	0	0	0	0	0	0
Total	34	94	2.8	16	1	PASS RECEIVING	NO	YDS	AVG	LG	TD	PASS RECEIVING	NO	YDS	AVG	LG	TD	PASS RECEIVING	NO	YDS	AVG	LG	TD		
						R. Smith	8	100	12.5	21	1	M. Minnis	5	89	17.8	56	0	D. Alexander	4	72	18.0	24	1		
						D. Carswell	6	62	10.3	16	0	D. Alexander	4	72	18.0	24	1	E. Kennison	3	62	20.7	42	0		
						T. Carter	3	3	1.0	3	0	T. Gonzalez	3	53	17.7	36	0	T. Gonzalez	3	53	17.7	36	0		
						P. Hape	2	35	17.5	25	0	P. Holmes	1	8	8.0	8	0	P. Holmes	1	8	8.0	8	0		
						K. Kasper	2	30	15.0	21	0	C. Cole	1	8	8.0	8	0	M. Ricks	1	8	8.0	8	0		
						C. Cole	1	19	19.0	19	0	Total	17	292	17.2	56	1	Total	21	17	292	5/33	1	56	114.8
						T. Davis	1	5	5.0	5	0	Total	0	0	0.0	0	0	Total	0	0	0.0	0	0		
						Total	23	254	11.0	25	1	INTERCEPTIONS	NO	YDS	AVG	LG	TD	INTERCEPTIONS	NO	YDS	AVG	LG	TD		
						INTERCEPTIONS	NO	YDS	AVG	LG	TD	J. Spencer	1	18	18.0	18	0	Total	0	0	0.0	0	0		
						Total	1	18	18.0	18	0	Total	0	0	0.0	0	0	Total	0	0	0.0	0	0		
						PUNTING	NO	YDS	AVG	TB	IN20	LG	TD	PUNTING	NO	YDS	AVG	TB	IN20	LG	TD				
						T. Rouen	5	198	39.2	1	1	46	0	D. Stryzinski	1	50	50.0	0	0	50	0				
						Total	5	198	39.2	1	1	46	0	Total	1	50	50.0	0	0	50	0				
						PUNT RETURNS	NO	YDS	AVG	FC	LG	TD	PUNT RETURNS	NO	YDS	AVG	FC	LG	TD						
						D. O'Neal	1	26	26.0	0	26	0	D. Hall	2	17	8.5	1	14	0						
						Total	1	26	26.0	0	26	0	Total	1	50	50.0	0	0	50						
						Returns	1	26	26.0	0	26	0	Returns	2	17	8.5	1	14	0						
						KICKOFF RETURNS	NO	YDS	AVG	FC	LG	TD	KICKOFF RETURNS	NO	YDS	AVG	FC	LG	TD						
						C. Cole	3	51	17.0	0	23	0	D. Hall	6	108	18.0	0	27	0						
						T. Carter	2	44	22.0	0	24	0	Total	6	108	18.0	0	27	0						
						D. Clark	1	11	11.0	0	11	0	Returns	6	108	18.0	0	27	0						
						(OUT OF BOUNDS)	1	0	0.0	0	0	0	KICKOFF RETURNS	NO	YDS	AVG	FC	LG	TD						
						Total	6	106	17.7	0	24	0	Total	6	108	18.0	0	27	0						

15 DENVER 23, OAKLAND 17
Dec. 30, 2001 • INVESCO Field at Mile High • Denver 

Weather: Cloudy, 24°, Wind SE 3 mph • Attendance: 75,582 • Time: 2:57

The Broncos defeated the Oakland Raiders 23-17 to close their first season at INVESCO Field at Mile High with a 6-2 mark, and improving their mark against the Raiders under Mike Shanahan to 12-2 (include winning eight of past nine).

Field goals dominated the scoring until Rich Gannon's first touchdown pass of the day gave Oakland a 10-6 lead in the second quarter. Denver would answer with a 12-play, 76-yard drive that was capped by Brian Griese's 5-yard scoring run—his first of the season—to give the Broncos a 13-10 advantage at half time.

Oakland regained the lead midway through the third quarter when Gannon capped a 79-yard march with a 1-yard scoring pass to Jeremy Brigham. Two possessions later, however, Griese led the Broncos on one of their most impressive and crucial drives of the season, covering 76 yards in 14 plays—and 8:24 of clock time—capped by a 12-yard touchdown pass to Rod Smith from 12 yards out to give the Broncos the lead for good at 20-17. Jason Elam finished off the scoring with 1:32 left in the contest, but the Raiders threatened to pull out a victory in Denver first the first time since 1994 by driving all the way to the Broncos' 17-yard line. But Gannon could get the Raiders no closer and his fourth-down pass was intercepted in the end zone by Kenoy Kennedy as time expired.

The touchdown reception by Smith was the 44th of his career, tying the franchise record held by four others (Lionel Taylor, Haven Moses, Shannon Sharpe and Ed McCaffrey). In the contest Smith also broke the franchise record for receptions in a season, topping the mark set by teammate Ed McCaffrey (101) last year as he finished the day with 106 for the season.

Terrell Davis rushed for 89 yards to pass Floyd Little (8,741) for first place all-time in total yards from scrimmage by a Bronco, finishing the day with 8,805 for his career. Griese completed 73.1% of his passes (19-26), the second-best mark of his four-year career, while Deltha O'Neal interception his eighth pass of the season (all at home), the most by a Bronco since Tyrone Braxton had nine in 1996.

OFFICIALS

Referee — Johnny Grier (23); Umpire — Carl Paganelli (124); Head Linesman — James Wilson (43); Line Judge — Jeff Bergman (32); Field Judge — Bob McGrath (35); Side Judge — Dean Look (49); Back Judge — Scott Green (19); Replay Assistant — Mark Burns

STARTING LINEUPS

Oakland Raiders				Denver Broncos			
Offense		Defense		Offense		Defense	
WR 81 T. Brown	DE 91 R. Upshaw	WR 80 R. Smith	LE 97 K. Washington				
LT 65 B. Sims	DT 96 D. Russell	LT 70 T. Teague	LT 91 C. McGlockton				
LG 76 S. Wfsniowski	DT 90 G. Jackson	LG 64 L. Friedman	RT 93 T. Pryce				
C 62 A. Treu	DE 94 T. Bryant	C 66 T. Nalen	RE 98 R. Hayward				
RG 73 F. Middleton	OLB 59 W. Thomas	RG 62 D. Neil	WLB 51 J. Mobley				
RT 77 D. Ashmore	MLB 54 G. Biekert	RT 78 M. Lepsis	MLB 56 A. Wilson				
TE 86 R. Williams	OLB 58 E. Alexander	TE 89 D. Carswell	SLB 53 B. Romanowski				
WR 80 J. Rice	CB 24 C. Woodson	WR 82 K. Kasper	LCB 24 D. O'Neal				
QB 12 R. Gannon	CB 21 E. Allen	QB 14 B. Griese	RCB 33 J. Spencer				
RB 25 C. Garner	SS 37 J. Harris	RB 30 T. Davis	SS 28 K. Kennedy				
FB 40 J. Ritchie	FS 33 A. Dorsett	FB 37 T. Carter	FS 26 E. Brown				

DENVER SUBSTITUTIONS: K 1 J. Elam, P 16 T. Rouen, CB 23 W. Middlebrooks, CB 25 E. Davis, CB 27 D. Walker, RB 38 M. Anderson, FB 42 D. Smith, S 48 G. Coghill, TE 49 M. Dominguez, LB 52 L. Gold, LB 54 L. Woodall, LB 55 K. Burns, G/C 63 D. Diaz-Infante, T 65 C. Carlisle, G 79 S. Herndon, WR 83 S. Montgomery, WR 84 C. Cole, FB/TE 86 P. Hape, TE 88 D. Clark, DT 90 J. Johnson, DE 92 B. Berry, DE 99 M. Reagar, **DID NOT PLAY:** QB 17 J. Jackson, **INACTIVE:** QB 8 T. Husak, CB 20 D. Hughley, RB 21 K. Coleman, C 50 B. Hamilton, G 69 M. Moore, T 72 B. Winey, WR 85 P. McGeoghan, DT 94 L. Lett.

FIELD GOALS (made () & missed)

Visitor	Oakland Raiders	Home	Denver Broncos
S. Janikowski (28)		J. Elam (27) (25) (42)	
	1 2 3 4		OT TOTAL
VISITOR	3 7 7 0		— 17
HOME	3 10 0 10		— 23

Team	Qtr	Clock Time	PLAY DESCRIPTION (Extra Point) (Drive Info)	SCORE	
				Visitor	Home
RAIDERS	1	9:03	S. Janikowski 28 yd. Field Goal (10-85, 5:57)	3	0
BRONCOS	1	2:19	J. Elam 27 yd. Field Goal (4-9, 1:26)	3	3
BRONCOS	2	12:55	J. Elam 25 yd. Field Goal (6-51, 2:25)	3	6
RAIDERS	2	7:48	C. Garner 6 yd. pass from R. Gannon (S. Janikowski, kick) (11-80, 5:07)	10	6
BRONCOS	2	1:52	B. Griese 5 yd. run (J. Elam, kick) (12-76, 5:56)	10	13
RAIDERS	3	6:08	J. Brigham 1 yd. pass from R. Gannon (S. Janikowski, kick) (11-79, 6:16)	17	13
BRONCOS	4	9:59	R. Smith 12 yd. pass from B. Griese (J. Elam, kick) (14-76, 8:24)	17	20
BRONCOS	4	1:32	J. Elam 42 yd. Field Goal (4-0, 0:28)	17	23

FINAL BRONCOS DEFENSIVE STATISTICS
(Based on coaches' film review)

Player	UT	A	TT	S-yds	I-yds	PD	FF	FR	Player	UT	A	TT	S-yds	I-yds	PD	FF	FR
E. Brown	8	2	10	0-0	0-0	1	0	0	R. Hayward	2	0	2	0-0	0-0	0	0	0
J. Mobley	7	3	10	0-0	0-0	0	0	0	C. McGlockton	2	0	2	0-0	0-0	1	0	0
B. Romanowski	6	2	8	1-16	0-0	0	1	0	K. Washington	2	0	2	1-8	0-0	0	0	0
A. Wilson	6	2	8	0-0	0-0	1	0	0	T. Pryce	1	1	2	0-0	0-0	0	0	0
D. O'Neal	6	1	7	0-0	1-15	0	0	0	E. Davis	1	0	1	0-0	0-0	1	0	0
J. Spencer	5	0	5	0-0	0-0	1	0	0	J. Johnson	0	0	0	0-0	0-0	0	0	0
I. Gold	4	1	5	1-6	0-0	0	0	0	D. Walker	0	0	0	0-0	0-0	0	0	0
K. Kennedy	3	1	4	0-0	1-6	1	0	0	L. Woodall	0	0	0	0-0	0-0	0	0	0
B. Berry	2	0	2	0-0	0-0	0	0	1	Team Totals	58	13	71	3-30	2-21	6	1	1

FINAL INDIVIDUAL STATISTICS

Oakland Raiders										Denver Broncos																													
RUSHING		ATT	YDS	AVG	LG	TD	PASSING		ATT	CMP	YDS	TKD/YD	TD	LG	INT	Rtg.	INTERCEPTIONS		NO	YDS	AVG	LG	TD																
RUSHING		9	23	2.6	9	0	PASSING		49	35	313	3/30	2	29	2	84.8	INTERCEPTIONS		0	0	0.0	0	0																
C. Garner		5	17	3.4	9	0	R. Gannon		26	19	142	4/17	1	17	0	98.6	D. O'Neal		1	15	15.0	15	0																
T. Wheatley		1	6	6.0	6	0	Total		49	35	313	3/30	2	29	2	84.8	K. Kennedy		1	6	6.0	6	0																
T. Brown		1	5	5.0	5	0	Total		26	19	142	4/17	1	17	0	98.6	Total		2	21	10.5	15	0																
Z. Crockett		16	51	3.2	9	0	PASS RECEIVING		NO	YDS	AVG	LG	TD	PUNTING		NO	YDS	AVG	TB	IN20	LG	PUNT RETURNS		NO	YDS	AVG	FC	LG	TD										
Total		16	51	3.2	9	0	J. Rice		8	56	7.0	13	1	T. Rouen		5	190	38.0	0	1	45	D. O'Neal		2	19	9.5	0	18	0										
PASSING		ATT	CMP	YDS	TKD/YD	TD	LG	INT	Rtg.	R. Smith		4	34	8.5	13	0	Total		5	190	38.0	0	1	45	(OUT OF BOUNDS)		2	0	0.0	0	0								
R. Gannon		49	35	313	3/30	2	29	2	84.8	S. Montgomery		2	15	7.5	11	0	Total		5	190	38.0	0	1	45	Returns		2	19	9.5	0	18	0							
Total		49	35	313	3/30	2	29	2	84.8	D. Carswell		2	15	7.5	12	0	Returns		2	19	9.5	0	18	0	KICKOFF RETURNS		NO	YDS	AVG	FC	LG	TD							
PASS RECEIVING		NO	YDS	AVG	LG	TD	J. Brigham		3	23	7.7	11	1	Total		5	190	38.0	0	1	45	D. Kirby		5	98	19.6	0	37	0	KICKOFF RETURNS		NO	YDS	AVG	FC	LG	TD		
J. Rice		9	108	12.0	29	0	R. Porter		2	22	11.0	12	0	Total		5	190	38.0	0	1	45	T. Kirby		5	98	19.6	0	37	0	K. Kasper		3	63	21.0	0	24	0		
C. Garner		9	59	6.6	14	1	R. Williams		2	18	9.0	11	0	Returns		4	93	23.3	0	30	0	C. Cole		1	30	30.0	0	30	0	C. Cole		1	30	30.0	0	30	0		
T. Brown		7	72	10.3	23	0	R. Ritchie		2	7	3.5	4	0	Returns		4	93	23.3	0	30	0	Returns		4	93	23.3	0	30	0	Returns		4	93	23.3	0	30	0		
J. Brigham		3	23	7.7	11	1	R. Jordan		1	4	4.0	4	0	Returns		4	93	23.3	0	30	0	Returns		4	93	23.3	0	30	0	Returns		4	93	23.3	0	30	0		
Total		35	313	8.9	29	2	Total		35	313	8.9	29	2	Returns		4	93	23.3	0	30	0	Returns		4	93	23.3	0	30	0	Returns		4	93	23.3	0	30	0		
INTERCEPTIONS		NO	YDS	AVG	LG	TD	Total		0	0	0.0	0	0	Returns		4	93	23.3	0	30	0	Returns		4	93	23.3	0	30	0	Returns		4	93	23.3	0	30	0		
Total		0	0	0.0	0	0	PUNTING		NO	YDS	AVG	TB	IN20	LG	PUNTING		NO	YDS	AVG	TB	IN20	LG	PUNTING		NO	YDS	AVG	TB	IN20	LG	PUNTING		NO	YDS	AVG	TB	IN20	LG	
Total		4	180	45.0	0	1	52	S. Lechler		4	180	45.0	0	1	52	Total		5	190	38.0	0	1	45	Total		5	190	38.0	0	1	45	Total		5	190	38.0	0	1	45
PUNTING		NO	YDS	AVG	TB	IN20	LG	Total		4	180	45.0	0	1	52	Total		5	190	38.0	0	1	45	Total		5	190	38.0	0	1	45	Total		5	190	38.0	0	1	45
S. Lechler		4	180	45.0	0	1	52	PUNT RETURNS		NO	YDS	AVG	FC	LG	TD	PUNT RETURNS		NO	YDS	AVG	FC	LG	TD	PUNT RETURNS		NO	YDS	AVG	FC	LG	TD	PUNT RETURNS		NO	YDS	AVG	FC	LG	TD
Total		4	180	45.0	0	1	52	C. Woodson		1	16	16.0	0	16	0	D. O'Neal		2	19	9.5	0	18	0	D. O'Neal		2	19	9.5	0	18	0	D. O'Neal		2	19	9.5	0	18	0
PUNT RETURNS		NO	YDS	AVG	FC	LG	TD	T. Brown		1	1	1.0	2	1	0	(OUT OF BOUNDS)		2	0	0.0	0	0	0	(OUT OF BOUNDS)		2	0	0.0	0	0	0	(OUT OF BOUNDS)		2	0	0.0	0	0	
C. Woodson		1	16	16.0	0	16	0	Returns		2	17	8.5	2	16	0	Returns		2	19	9.5	0	18	0	Returns		2	19	9.5	0	18	0	Returns		2	19	9.5	0	18	0
T. Brown		1	1	1.0	2	1	0	Returns		2	17	8.5	2	16	0	Returns		2	19	9.5	0	18	0	Returns		2	19	9.5	0	18	0	Returns		2	19	9.5	0	18	0
(OUT OF BOUNDS)		1	0	0.0	0	0	0	Returns		2	17	8.5	2	16	0	Returns		2	19	9.5	0	18	0	Returns		2	19	9.5	0	18	0	Returns		2	19	9.5	0	18	0
Returns		2	17	8.5	2	16	0	Returns		2	17	8.5	2	16	0	Returns		2	19	9.5	0	18	0	Returns		2	19	9.5	0	18	0	Returns		2	19	9.5	0	18	0
Returns		2	17	8.5	2	16	0	Returns		2	17	8.5	2	16	0	Returns		2	19	9.5	0	18	0	Returns		2	19	9.5	0	18	0	Returns		2	19	9.5	0		

16

INDIANAPOLIS 29, DENVER 10
Jan. 6, 2002 • RCA Dome • Indianapolis, Ind.



Weather: Indoors • Attendance: 56,192 • Time: 2:55

The Broncos closed the 2001 season with a disappointing 29-10 defeat at the hands of the Indianapolis Colts before a crowd of 56,192 at the RCA Dome in Indianapolis. The game, which was rescheduled from Sept. 16 after the Sept. 11 terrorist attacks on the United States, marked the first time ended the regular season on the road since 1996.

Denver's defense kept the team in the game early, limiting Indianapolis to just three field goals after the Colts began their first three drives in Denver territory--the first two courtesy of Brian Griese interceptions and the last following a 33-yard punt return. The Colts' average starting positions for the their three drives was the Denver 26-yard line.

Griese answered, however, by driving the Broncos 71 yards in 13 plays, capped by a 1-yard touchdown pass to Desmond Clark to narrow the margin to 9-7. But two Indianapolis possessions later Peyton Manning drove the Colts 89 yards in 12 plays for their first touchdown of the day, a 20-yard Manning strike to Marvin Harrison for a 16-7 lead. When the Broncos' next possession ended with Griese's third interception of the first half, the Colts set up shot at the Denver 9-yard line, but the defense again came up stout and held Indianapolis to a field goal, and a 19-7 halftime lead.

The Broncos managed just a field goal in the second half while surrendering 10 more points to produce the final score of 29-10. Jason Elam's 25-yard field goal in the third quarter was his 31st of the season, tying his franchise record set in 1995. Terrell Davis carried 18 times for 82 yards to pass Floyd Little (1,641) for most rushing attempts in franchise history, and also moved past Frank Tripucka (7,651) for third place in franchise history in total offense. Deltha O'Neal intercepted his ninth pass of the year--and his first on the road--in the second quarter to tie the second-best single-season effort in franchise history.

OFFICIALS

Referee — Ron Winter (14); Umpire — Brian Balliet (48); Head Linesman — Sanford Rivers (121); Line Judge — Ron Marinucci (107); Field Judge — Steve Zimmer (33); Side Judge — Ken Baker (91); Back Judge — Perry Paganelli (46); Replay — Rex Stuart

STARTING LINEUPS

Denver Broncos				Indianapolis Colts			
Offense		Defense		Offense		Defense	
TE 80 R. Smith	LE 97 K. Washington	WR 87 R. Wayne	LE 99 B. Scioli	TE 70 T. Teague	LT 91 C. McGlockton	LT 78 T. Glenn	RT 96 J. Williams
LG 64 L. Friedman	RT 93 T. Pryce	LG 76 S. McKinney	RT 62 E. Johnson	C 66 T. Nalen	RE 98 R. Hayward	C 63 J. Saturday	RE 92 C. Bratzke
RG 62 D. Neil	WLB 51 J. Mobley	RG 71 R. Diem	LLB 53 M. Washington	RT 78 M. Lepsis	MLB 56 A. Wilson	RT 73 A. Meadows	MLB 98 S. Sword
TE 89 D. Carswell	SLB 53 B. Romanowski	TE 85 K. Diger	FLB 56 R. Phillips	WR 84 C. Cole	LCB 24 D. O'Neal	WR 88 M. Harrison	LCB 20 J. Burris
QB 14 B. Griese	RCB 27 D. Walker	QB 18 P. Manning	RCB 27 D. Macklin	RB 30 T. Davis	SS 28 K. Kennedy	RB 33 D. Rhodes	SS 37 C. Cota
FB 37 T. Carter	FS 26 E. Brown	HB 81 M. Pollard	FS 28 I. Bashir				

DENVER SUBSTITUTIONS: K 1 J. Elam, P 16 T. Rouen, RB 21 K. Coleman, CB 23 W. Middlebrooks, CB 25 E. Davis, CB 33 J. Spencer, RB 38 M. Anderson, FB 42 D. Smith, S 48 G. Coghlin, TE 49 M. Dominguez, LB 52 I. Gold, LB 54 L. Woodall, LB 55 K. Burns, G/C 63 D. Diaz-Infante, T 65 C. Carlisle, G 79 S. Herndon, WR 82 K. Kasper, WR 83 S. Montgomery, TE 88 D. Clark, DT 90 J. Johnson, DE 92 B. Berry, DE 99 M. Reagar. **DID NOT PLAY:** QB 17 J. Jackson. **INACTIVE:** QB 8 T. Husak, CB 20 D. Hughley, C 50 B. Hamilton, G 69 M. Moore, T 72 B. Winey, WR 85 P. McGeoghan, TE 86 P. Hape, DT 94 L. Lett.

FIELD GOALS (made () & missed)

Visitor	Denver Broncos	Indianapolis Colts
J. Elam	54WL (34)	M. Vanderjagt (22) (40) (45) (22) (25)
1	2	3
0	7	3
0	0	0
9	10	7
OT	—	—
TOTAL	10	29

Team	Qtr	Clock Time	PLAY DESCRIPTION (Extra Point) (Drive Info)	SCORE Visitor	Home
COLTS	1	13:13	M. Vanderjagt 22 yd. Field Goal (4-7, 1:25)	0	3
COLTS	1	10:23	M. Vanderjagt 40 yd. Field Goal (4-0, 1:18)	0	6
COLTS	1	7:21	M. Vanderjagt 45 yd. Field Goal (5-17, 1:10)	0	9
BRONCOS	2	14:56	D. Clark 1 yd. pass from B. Griese (J. Elam, kick) (13-71, 7:25)	7	9
COLTS	2	4:20	M. Harrison 20 yd. pass from P. Manning (M. Vanderjagt, kick) (12-89, 5:29)	7	16
COLTS	2	2:48	M. Vanderjagt 22 yd. Field Goal (4-5, 1:12)	7	19
COLTS	3	10:14	M. Vanderjagt 25 yd. Field Goal (10-62, 4:46)	7	22
BRONCOS	3	3:27	J. Elam 25 yd. Field Goal (15-60, 6:47)	10	22
COLTS	4	14:54	M. Harrison 43 yd. pass from P. Manning (M. Vanderjagt, kick) (7-82, 3:33)	10	29

FINAL BRONCOS DEFENSIVE STATISTICS
(Based on coaches' film review)

Player	UT	A	TT	S-yds	I-yds	PD	FF	FR	Player	UT	A	TT	S-yds	I-yds	PD	FF	FR
J. Mobley	12	1	13	0-0	0-0	0	0	0	J. Johnson	2	0	2	0-0	0-0	0	0	0
B. Romanowski	10	2	12	0-0	0-0	0	0	0	T. Pryce	2	0	2	0-0	0-0	0	0	0
A. Wilson	8	3	11	0-0	0-0	1	0	0	I. Gold	1	1	2	0-0	0-0	0	0	0
K. Kennedy	6	1	7	1-7	0-0	1	0	0	B. Berry	1	0	1	0-0	0-0	0	0	0
D. Walker	6	1	7	0-0	0-0	0	0	0	D. O'Neal	1	0	1	0-0	1-0	1	0	0
E. Brown	4	2	6	0-0	0-0	1	0	0	M. Reagar	0	0	0	0-0	0-0	0	0	0
K. Washington	5	0	5	0-0	0-0	0	0	0	J. Spencer	0	0	0	0-0	0-0	0	0	0
C. McGlockton	4	0	4	0-0	0-0	0	0	0	Team Totals	65	12	77	1-7	1-0	4	0	0
R. Hayward	3	1	4	0-0	0-0	0	0	0									

FINAL INDIVIDUAL STATISTICS

Denver Broncos							Indianapolis Colts										
RUSHING	ATT	YDS	AVG	LG	TD		RUSHING	ATT	YDS	AVG	LG	TD					
T. Davis	18	82	4.6	13	0		D. Rhodes	31	141	4.5	16	0					
M. Anderson	5	20	4.0	7	0		K. McDougal	2	8	4.0	5	0					
B. Griese	2	13	6.5	12	0		P. Manning	2	2	1.0	3	0					
Total	25	115	4.6	13	0		Total	35	151	4.3	16	0					
PASSING	ATT	CMP	YDS	T/KD/ YD	TD	LG	IN	Rtg.	PASSING	ATT	CMP	YDS	T/KD/ YD	TD	LG	IN	Rtg.
B. Griese	32	16	151	5/47	1	20	4	34.2	P. Manning	30	16	191	1/7	2	43t	1	81.4
Total	32	16	151	5/47	1	20	4	34.2	Total	30	16	191	1/7	2	43t	1	81.4
PASS RECEIVING	NO	YDS	AVG	LG	TD		PASS RECEIVING	NO	YDS	AVG	LG	TD					
R. Smith	7	92	13.1	20	0		M. Harrison	9	128	14.2	43t	2					
D. Clark	4	20	5.0	9	1		D. Rhodes	2	30	15.0	19	0					
C. Cole	1	17	17.0	17	0		R. Wayne	2	17	8.5	12	0					
T. Carter	1	8	8.0	8	0		M. Pollard	2	11	5.5	9	0					
K. Coleman	1	7	7.0	7	0		K. Diger	1	5	5.0	5	0					
K. Kasper	1	7	7.0	7	0												
D. Carswell	1	0	0.0	0	0		Total	16	191	11.9	43	2					
Total	16	151	9.4	20	1		Total	16	191	11.9	43	2					
INTERCEPTIONS	NO	YDS	AVG	LG	TD		INTERCEPTIONS	NO	YDS	AVG	LG	TD					
D. O'Neal	1	0	0.0	0	0		J. Burris	1	26	26.0	26	0					
Total	1	0	0.0	0	0		R. Phillips	1	18	18.0	18	0					
Total	1	0	0.0	0	0		D. Macklin	1	1	1.0	1	0					
Total	1	0	0.0	0	0		R. Walls	1	0	0.0	0	0					
Total	1	0	0.0	0	0		Total	4	45	11.3	26	0					
PUNTING	NO	YDS	AVG	TB	IN20	LG	PUNTING	NO	YDS	AVG	TB	IN20	LG				
T. Rouen	5	228	45.6	0	3	52	H. Smith	3	145	48.3	0	1	52				
Total	5	228	45.6	0	3	52	Total	3	145	48.3	0	1	52				
PUNT RETURNS	NO	YDS	AVG	FC	LG	TD	PUNT RETURNS	NO	YDS	AVG	FC	LG	TD				
D. O'Neal	2	14	7.0	1	11	0	T. Insley	2	37	18.5	1	33	0				
Returns	2	14	7.0	1	11	0	(DOWNED)	1	0	0.0	0	0	0				
Returns	2	14	7.0	1	11	0	(OUT OF BOUNDS)	1	0	0.0	0	0	0				
Returns	2	14	7.0	1	11	0	Returns	2	37	18.5	1	33	0				
KICKOFF RETURNS	NO	YDS	AVG	FC	LG	TD	KICKOFF RETURNS	NO	YDS	AVG	FC	LG	TD				
C. Cole	6	133	22.2	0	28	0	K. McDougal	2	45	22.5	0	25	0				
K. Kasper	2	44	22.0	0	24	0	T. Insley	1	23	23.0	0	23	0				
Returns	8	177	22.1	0	28	0	Returns	3	68	22.7	0	25	0				
FUMBLES	Fum	Own	Rec.	Yds	TD	Opp. Rec.	Yds	TD	Opp. Rec.	Yds	TD	Opp. Rec.	Yds	TD	Opp. Rec.	Yds	TD
B. Griese	1	1	0	0	0	0	0	0	0	0	0	0	0	0	0	0	0
Total	1	1	0	0	0	0	0	0	0	0	0	1	0	0	0	0	0

FINAL TEAM STATISTICS

	VISITOR BRONCOS	HOME COLTS
TOTAL FIRST DOWNS	17	22
By Rushing	9	7
By Passing	8	13
By Penalty	0	2
THIRD DOWN EFFICIENCY	5-12-42%	6-14-43%
FOURTH DOWN EFFICIENCY	0-0-0%	0-0-0%
TOTAL NET YARDS	219	335
Total Offensive Plays (inc. times thrown passing)	62	66
Average gain per offensive play	3.5	5.1
NET YARDS RUSHING	115	151
Total Rushing Plays	25	35
Average gain per rushing play	4.6	4.3
Tackles for a loss - number and yards	1-3	4-7
NET YARDS PASSING	104	184
Times thrown - yards lost attempting to pass	5-47	1-7
Gross yards passing	151	191
PASS ATTEMPTS-COMPLETIONS-HAD INTERCEPTED	32-16-4	30-16-1
Average gain per pass play (inc. # thrown passing)	2.8	5.9
KICKOFFS Number-In End Zone-Touchbacks	3-0-0	8-0-0
PUNTS Number and Average	5-45.6	3-48.3
Had Blocked	0	0
FGs - PATs Had Blocked	0-0	0-0
Net punting average	38.2	43.7
TOTAL RETURN YARDAGE (Not Including Kickoffs)	14	82
No. and Yards Punt Returns	2-14	2-37
No. and Yards Kickoff Returns	8-177	3-68
No. and Yards Interception Returns	1-0	4-45
PENALTIES Number and Yards	2-15	3-20
FUMBLES Number and Lost	1-0	0-0
TOUCHDOWNS	1	2
Rushing	0	2
Passing	1	0
EXTRA POINTS Made-Attempts	1-1	2-2
Kicking Made-Attempts	1-1	2-2
FIELD GOALS Made-Attempts	1-2	5-5
RED ZONE EFFICIENCY	1-2-50%	0-4-0%
GOAL TO GO EFFICIENCY	1-2-50%	0-2-0%
SAFETIES	0	0
FINAL SCORE	10	29
TIME OF POSSESSION	27:22	33:38

BRONCOS BREAKDOWN BY POSITION

Players listed alphabetically

OFFENSE

QUARTERBACK

Steve Beuerlein
 Brian Griese
 Todd Husak
 Jarius Jackson
Nick Rolovich

RUNNING BACK

Mike Anderson
Will Bartholomew
 Tony Carter
 KaRon Coleman
 Terrell Davis
 Reuben Droughns
Paris Gaines
 Olandis Gary
Clinton Portis

WIDE RECEIVER

Charlie Adams
 Chris Cole
Ricky Hall
Herb Haygood
 Kevin Kasper
Ashley Lelie
 Ed McCaffrey
 Phil McGeoghan
 Scottie Montgomery
 Rob Moore
Frank Rice
 Rod Smith

TIGHT END

Dwayne Carswell
 Desmond Clark
 Patrick Hape
Jeb Putzier
 Shannon Sharpe

GUARD

Lennie Friedman
 Steve Herndon
 Jay Humphrey
Michael Lies
 Michael Moore
 Dan Neil

CENTER

Ben Hamilton
 K.C. Jones
 Tom Nalen
Jason Scukanec

TACKLE

Blake Brockermeier
 Barrett Brooks
 Cooper Carlisle
 Matt Lepsis
Jared Peck
 Ephraim Salaam
 Brandon Winey

DEFENSE

DEFENSIVE END

Bertrand Berry
 Reggie Hayward
 Kavika Pittman
 Trevor Pryce
 Paul Toviessi
 Keith Washington

DEFENSIVE TACKLE

Cyron Brown
 Lionel Dalton
Dorsett Davis
 Garrett Johnson
 Jerry Johnson
 Chester McGlockton
Monsanto Pope
 Montae Reagor

SAFETY

Sam Brandon
Greg Brown
 Darius Clark
 George Coghill
 Delvin Hughley
 Kenoy Kennedy
 Izell Reese
Chris Young

LINEBACKER

Keith Burns
Trev Faulk
 Ian Gold
Kenny Jackson
 Terry Killens
 John Mobley
Donnie Spragan
Jashon Sykes
 Al Wilson

CORNERBACK

Kelly Herndon
 Willie Middlebrooks
 Deltha O'Neal
 Tyrone Poole
 Jimmy Spencer
 Denard Walker
Lenny Walls
Sam Young

SPECIAL TEAMS

PUNTER

Tom Rouen

PLACE KICKER

Jason Elam

SNAPPER (PUNTS)

Desmond Clark
 Jay Humphrey
 Matt Lepsis

SNAPPER (KICKS)

Desmond Clark
 Jay Humphrey
 Matt Lepsis

HOLDER

Tom Rouen
 Steve Beuerlein
 Brian Griese

KICKOFF RETURNS

Chris Cole
Herb Haygood
 Kevin Kasper
 Scottie Montgomery

PUNT RETURNS

Charlie Adams
Kelly Herndon
 Kevin Kasper
 Deltha O'Neal

Rookies and first-year free agents in italics
 Players may be listed at more than one position
 Position assignments are tentative as of June 18, 2002

PRONUNCIATION GUIDE

Steve Beuerlein (BER-line)	Brian Griese (GREE-see)	Kavika Pittman (ka-VEE-ka)	Jason Scukanec (soo-CAN-ik)
Cyron Brown (SY-ron)	Delvin Hughley (HYEW-glee)	Jeb Putzier (POOT-zee-ay)	Jashon Sykes (JAY-shon)
KaRon Coleman (ku-RON)	Todd Husak (HYEW-sak)	Montae Reagor (MON-tay RAY-gar)	Paul Toviessi (TOE-vee-ESS-ee)
Reuben Droughns (DRONES)	Ashley Lelie (lu-LEE)	Izell Reese (eye-ZEL)	Denard Walker (du-NARD)
Jason Elam (EE-lum)	Michael Lies (LEES)	Tom Rouen (RUIN)	
Olandis Gary (o-LAN-dis)	Phil McGeoghan (mu-GAY-gun)	Ephraim Salaam (EE-frum su-LOM)	

DENVER BRONCOS 2002 VETERAN ROSTER (AS OF JUNE 18, 2002)

No.	Player	Pos.	Ht.	Wt.	Birthdate	NFL Exp.	College	High School	How Acq.	'01 Games/ Starts	Numerical Roster
38	Anderson, Mike	RB	6-0	230	9/21/73	3	Utah	Winnboro, S.C.	D6-'00	16-7-0-0	1 Jason Elam†.....K
92	Berry, Bertrand	DE	6-3	250	8/15/75	5	Notre Dame	Humble, Texas	FA-'01	14-0-0-2	8 Todd Husak.....QB
11	Beuerlein, Steve	QB	6-3	220	3/7/65	16	Notre Dame	Anaheim, Calif.	FA-'01	0-0-0-3	11 Steve Beuerlein.....QB
14	Brockmeyer, Blake	T	6-4	300	4/11/73	8	Texas	Arlington, Texas	FA-'02	16-16-0-0†	14 Brian Griese.....QB
77	Brown, Barrett	T	6-4	320	5/5/72	7	Kansas State	Florissant, Mo.	FA-'02	0-0-0-0	16 Tom Rouen.....P
73	Brown, Cyron	DT	6-5	275	6/28/75	3	Western Illinois	Chicago, Ill.	CFA-'98	0-0-0-0	17 Jarious Jackson.....QB
55	Burns, Keith	LB	6-2	235	5/16/72	9	Oklahoma State	Greeleyville, S.C.	FA-'00	16-0-0-0	20 Delvin Hughley.....S
65	Carlisle, Cooper	T	6-5	295	8/11/77	3	Florida	McComb, Miss.	D4b-'00	16-0-0-0	21 KaRon Coleman.....RB
89	Carswell, Dwayne	TE	6-3	260	1/18/72	9	Liberty	Jacksonville, Fla.	CFA-'94	16-16-0-0	22 Olandis Gary.....RB
37	Carter, Tony	FB	6-0	235	8/23/72	9	Minnesota	Columbus, Ohio	UFA(NE)-'01	16-6-0-0	23 Willie Middlebrooks.....CB
47	Clark, Darius	S	5-10	210	4/13/77	3	Duke	Tampa, Fla.	CFA-'00	7-0-0-0	24 Deltha O'Neal.....CB
88	Clark, Desmond	TE	6-3	255	4/20/77	4	Wake Forest	Lakeland, Fla.	D6a-'99	16-4-0-0	25 Denard Walker.....CB
48	Coghill, George	S	6-0	210	3/30/70	6	Wake Forest	Fredericksburg, Va.	FA-'97	16-0-0-0	27 Tyrone Poole.....CB
81	Cole, Chris	WR	6-0	195	11/12/77	3	Texas A&M	Orange, Texas	D3-'00	16-1-0-0	28 Keny Kennedy.....S
21	Coleman, KaRon	RB	5-7	198	5/22/78	3	Stephen F. Austin	Missouri City, Texas	FA-'01	4-0-0-1	30 Terrell Davis.....CB
94	Dalton, Lionel	DT	6-1	309	2/21/75	5	Eastern Michigan	Detroit, Mich.	UFA(Bal)-'02	16-3-0-0†	33 Jimmy Spencer.....CB
30	Davis, Terrell	RB	5-11	210	10/28/72	8	Georgia	San Diego, Calif.	D6b-'95	8-8-0-8	34 Reuben Droughns.....RB
34	Droughns, Reuben	RB	5-11	207	8/21/78	3	Oregon	Anaheim, Calif.	FA-'02	9-3-1-4†	37 Tony Carter.....FB
1	Elam, Jason	K	5-11	200	3/8/70	10	Hawaii	Ft. Walton Beach, Fla.	D3b-'93	16-0-0-0	38 Mike Anderson.....RB
64	Friedman, Lennie	G	6-3	285	10/13/76	4	Duke	West Milford, N.J.	D2b-'99	15-14-1-0	43 Izell Reese.....S
22	Gary, Olandis	RB	5-11	218	5/18/75	4	Georgia	Washington, D.C.	D4-'99	9-1-0-2	47 Darius Clark.....S
52	Gold, Ian	LB	6-0	223	8/23/78	3	Michigan	An Arbor, Mich.	D2a-'00	16-0-0-0	48 George Coghill.....S
14	Griese, Brian	QB	6-3	215	3/18/75	5	Minnesota	Miami, Fla.	D3-'98	15-15-0-1	50 Ben Hamilton.....CB
50	Hamilton, Ben	C	6-4	283	8/18/77	2	Minnesota	Minneapolis, Minn.	D4a-'01	0-0-0-0-16	51 John Mobley.....LB
86	Hape, Patrick	FB/TE	6-4	262	6/6/74	6	Alabama	Killen, Ala.	UFA(TB)-'01	15-8-0-1	52 Ian Gold.....LB
98	Hayward, Reggie	DE	6-5	270	3/14/79	2	Iowa State	Dolton, Ill.	D3-'01	6-2-0-10	55 Keith Burns.....LB
79	Herdon, Steve	G	6-4	305	5/25/77	2	Georgia	LaGrange, Ga.	FA-'00	5-3-1-10	56 Al Wilson.....LB
20	Hughley, Delvin	S	5-10	202	4/18/78	2	Jacksonville State	Anniston, Ala.	FA-'01	0-0-0-2	58 Terry Killens.....LB
67	Humphrey, Jay	G	6-6	314	6/20/76	2	Texas	Richardson, Texas	FA-'02	0-0-0-0	60 Garrett Johnson.....DT
8	Husak, Todd	QB	6-3	216	7/6/78	3	Stanford	Long Beach, Calif.	FA-'01	0-0-0-2	62 Dan Neil.....GT
17	Jackson, Jarious	QB	6-0	228	5/3/77	3	Notre Dame	Tupelo, Miss.	D7a-'00	1-0-2-13	64 Lennie Friedman.....G
60	Johnson, Garrett	DT	6-3	298	12/31/75	2	Illinois	Belleville, Ill.	FA-'02	0-0-0-0	65 Cooper Carlisle.....T

90	Johnson, Jerry	DT	6-0	290	7/11/77	3	Florida State	Ft. Pierce, Fla.	D4a-'00	9-0-1-6	66 Tom Nalen.....C
76	Jones, K.C.	C	6-1	275	3/28/74	5	Miami	Midland, Texas	FA-'02	0-0-0-0	67 Jay Humphrey.....G
82	Kasper, Kevin	WR	6-0	193	12/23/77	2	Iowa	Burr Ridge, Ill.	D6-'01	10-5-0-6	68 Paul Tovressi.....DE
28	Kennedy, Kenoy	S	6-1	215	11/15/77	3	Arkansas	Terrill, Texas	D2b-'00	16-1-0-0	69 Michael Moore.....DE
58	Killens, Terry	LB	6-1	235	3/24/74	7	Penn State	Cincinnati, Ohio	UFA(SF)-'02	16-2-0-0†	72 Brandon Winey.....T
78	Lepis, Matt	T	6-4	290	1/13/74	6	Colorado	Conroe, Texas	CFA-'97	16-16-0-0	73 Cyron Brown.....DT
87	McCaffrey, Ed	WR	6-5	215	8/17/68	12	Stanford	Allentown, Pa.	UFA(SF)-'95	1-1-0-0	74 Ephraim Salaam.....T
91	McGeoghan, Phil	WR	6-2	224	7/8/79	2	Maine	Feeding Hills, Mass.	FA-'01	2-0-0-5	76 K.C. Jones.....C
23	McGlockton, Chester	DT	6-4	334	9/16/69	11	Clemson	Whiteville, N.C.	FA-'01	16-16-0-0	77 Barrett Brooks.....T
51	Mobley, John	LB	6-1	236	10/10/73	7	Kutztown	Homestead, Fla.	D1-'01	8-0-1-7	78 Matt Lepsis.....T
83	Montgomery, Scottie	WR	6-1	195	5/26/78	3	Duke	Chester, Pa.	D1-'96	16-16-0-0	79 Steve Herndon.....G
69	Moore, Michael	G	6-2	318	11/1/76	3	Troy State	Cherryville, N.C.	FA-'00	8-0-0-2	80 Rod Smith.....WR
85	Moore, Rob	WR	6-3	204	9/27/68	13	Syracuse	Fayette, Ala.	FA-'01	0-0-0-2	81 Chris Cole.....WR
66	Nalen, Tom	C	6-3	286	5/13/71	9	Boston College	Hempstead, N.Y.	FA-'02	0-0-0-0†	82 Kevin Kasper.....WR
62	Neil, Dan	G	6-2	285	10/21/73	6	Texas	Foxboro, Mass.	D7c-'94	16-16-0-0	83 Scottie Montgomery.....WR
24	O'Neal, Deltha	CB	5-10	196	1/30/77	3	California	Cypress Creek, Tex.	D3-'97	15-15-0-1	84 Shannon Sharpe.....TE
95	Pittman, Kavika	DE	6-6	273	10/9/74	7	McNeese State	Milpitas, Calif.	D1-'00	16-16-0-0	85 Rob Moore.....WR
27	Poole, Tyrone	CB	5-8	188	2/3/72	7	Fort Valley State	Leesville, La.	UFA(Dal)-'00	14-14-0-0	86 Patrick Hape.....FB/TE
93	Pryce, Trevor	DE	6-5	295	8/3/75	6	Clemson	La Grange, Ga.	FA-'01	0-0-0-0	87 Ed McCaffrey.....WR
99	Reagar, Montae	DT	6-3	285	6/29/77	4	Texas Tech	Winter Park, Fla.	D1-'97	16-16-0-0	88 Desmond Clark.....TE
43	Reese, Izell	S	6-2	220	5/7/74	5	Ala.-Birmingham	Waxahachie, Texas	D2a-'99	8-0-0-8	89 Dwayne Carswell.....TE
16	Rouen, Tom	P	6-3	225	6/9/68	10	Colorado	Dothan, Ala.	UFA(Dal)-'02	16-4-0-0†	90 Jerry Johnson.....DT
74	Salaam, Ephraim	T	6-7	300	6/19/76	5	San Diego State	Hinsdale, Ill.	FA-'93	16-0-0-0	91 Chester McGlockton.....DT
84	Sharpe, Shannon	TE	6-2	228	6/26/68	13	Savannah State	Sacramento, Calif.	UFA(Atl)-'02	14-13-0-2†	92 Bertrand Berry.....DE
80	Smith, Rod	WR	6-0	200	5/15/70	8	Missouri Southern	Glenville, Ga.	CFA-'94	16-15-0-0†	93 Trevor Pryce.....DE
33	Spencer, Jimmy	CB	5-9	188	3/29/69	11	Florida	Texarkana, Ark.	FA-'00	15-14-0-1	94 Lionel Dalton.....DT
68	Tovressi, Paul	DE	6-6	260	2/26/78	2	Marshall	Belle Glade, Fla.	FA-'00	16-1-0-0	95 Kavika Pittman.....DE
25	Walker, Denard	CB	6-1	190	8/9/73	6	Louisiana State	Alexandria, Va.	D2-'01	0-0-0-0	97 Keith Washington.....DE
97	Washington, Keith	DE	6-4	275	12/18/72	8	UNLV	Dallas, Texas	UFA(Ten)-'01	16-15-0-0	98 Reggie Hayward.....DE
56	Wilson, Al	LB	6-0	240	6/21/77	4	Tennessee	Jackson, Tenn.	FA-'01	16-16-0-0	99 Montae Reagar.....DT
72	Winey, Brandon	T	6-7	315	1/27/78	2	Louisiana State	Lake Charles, La.	D1-'99	16-16-0-0	Blake Brockmeyer.....T
									FA-'01	0-0-0-3	Phil McGeoghan.....WR

RESERVE/NON-FOOTBALL INJURY

49 Dominguez, Matt (L knee) TE 6-2 219 6/27/78 2 Sam Houston State Georgetown, Texas CFA-'01 12-0-0-1

RESERVE/NON-FOOTBALL INJURY

49 Matt Dominguez (L knee).....TE

KEY: D - draft; FA - free agent; CFA - college free agent; UFA - unrestricted free agent; T - trade
 †—at the end of '01 games/starts category indicates; Brockmeyer was with Chicago; Dalton was with Baltimore; Droughns was with Detroit; Killens was with San Francisco; Moore was with Arizona; Reese was with Dallas; Rice was on injured reserve with Tampa Bay; Salaam was with Atlanta; Sharpe was with Baltimore.

DENVER BRONCOS 2002 ROOKIE & FIRST-YEAR ROSTER



No.	Name	Pos.	Ht.	Wt.	Birthdate	Exp.	College	High School	Hometown	How Acq.	Numerical Roster
12	Adams, Charlie	WR	6-2	190	10/23/79	R	Hofstra	High School	Camp Hill, Pa.	CFA-'02	2
45	Bartholomew, Will	FB	6-0	246	10/1/78	R	Tennessee	Nashville, Tenn.	Nashville, Tenn.	CFA-'02	10
42	Brandon, Sam	S	6-2	200	7/5/79	R	UNLV	Riverside, Calif.	Riverside, Calif.	D4-'02	12
39	Brown, Greg	S	6-2	210	7/30/79	1	Texas	Baton Rouge, La.	Baton Rouge, La.	CFA-'01	13
96	Davis, Dorsett	DT	6-5	305	1/24/79	R	Mississippi State	Cleveland, Miss.	Lafayette, La.	D3-'02	15
54	Faulk, Trev	LB	6-2	241	8/6/81	R	Louisiana State	Lafayette, La.	Lafayette, La.	CFA-'02	19
29	Games, Paris	RB	5-11	228	4/3/78	R	Fresno State	Vista, Calif.	Richmond, Va.	CFA-'02	26
19	Hall, Ricky	WR	6-2	200	1/17/76	1	Virginia Tech	Richmond, Va.	Richmond, Va.	FA-'01	29
13	Haygood, Herb	WR	5-11	193	12/30/77	R	Michigan State	Sarasota, Fla.	Richmond, Va.	D5-'02	31
31	Herrndon, Kelly	CB	5-10	180	11/3/76	1	Toledo	Twinsburg, Ohio	Twinsburg, Ohio	FA-'01	32
53	Jackson, Kenny	LB	6-2	253	9/30/76	1	Nevada	Wichita, Kan.	Wichita, Kan.	FA-'02	35
71	Lies, Michael	G	6-3	295	9/8/75	1	Kansas	Wichita, Kan.	Wichita, Kan.	FA-'02	36
10	Lelie, Ashley	WR	6-3	200	2/16/80	R	Hawaii	Honolulu, Hawaii	Honolulu, Hawaii	FA-'02	39
70	Peck, Jared	T	6-4	282	5/6/79	R	North Dakota State	Bloomington, Minn.	Bloomington, Minn.	CFA-'02	42
75	Pope, Monsanto	DT	6-3	300	1/27/78	R	Virginia	Hopewell, Va.	Hopewell, Va.	D7b-'02	45
26	Portis, Clinton	RB	5-11	205	9/1/81	R	Miami	Gainesville, Fla.	Gainesville, Fla.	D2-'02	46
46	Putzier, Jeb	TE	6-4	256	1/20/79	1	Boise State	Eagle, Idaho	Eagle, Idaho	D6-'02	53
15	Rice, Frank	WR	6-0	180	2/2/78	R	Hawaii	Gardena, Calif.	Gardena, Calif.	FA-'02	54
2	Rolovich, Nick	QB	6-1	197	2/16/79	R	Hawaii	Kentfield, Calif.	Kentfield, Calif.	CFA-'02	57
61	Scukanec, Jason	C	6-2	295	12/17/78	R	Brigham Young	Vancouver, Wash.	Vancouver, Wash.	CFA-'02	59
59	Spragan, Donnie	LB	6-3	239	7/12/76	1	Stanford	Union City, Calif.	Union City, Calif.	FA-'01	61
57	Sykes, Jashon	LB	6-2	236	9/25/79	R	Colorado	Los Angeles, Calif.	Los Angeles, Calif.	CFA-'02	61
35	Walls, Lenny	CB	6-4	192	9/26/79	R	Boston College	San Francisco, Calif.	San Francisco, Calif.	CFA-'02	71
32	Young, Chris	S	6-0	210	1/23/80	R	Georgia Tech	Senola, Ga.	Senola, Ga.	D7a-'02	75
36	Young, Sam	CB	5-11	180	8/1/78	1	Illinois State	Chicago, Ill.	Chicago, Ill.	FA-'02	96

The term NFL ROOKIE is defined as a player who is in his first season of professional football and has not been on the roster of another professional football team for any regular-season or postseason games. A ROOKIE is designated by an "R" on NFL rosters. Players who have been active in another professional league or players who have NFL experience, including their preseason training camp or being on an Active List or Inactive List, or on Reserve/Physically Unable to Perform for fewer than six regular season games, are termed NFL First-Year Players. An NFL First-Year Player is designated by a "1" on NFL rosters. Thereafter, a player is credited with an additional year of experience for each season in which he accumulates six games on the Active List or Inactive List, or on Reserve/Injured or Reserve/Physically Unable to Perform.



HOW THE BRONCOS ARE BUILT

YEAR	DRAFT	TRADES	FREE AGENTS/WAIVERS
1993	K Jason Elam (3b)		P Tom Rouen**
9-7			
3rd AFC West			
1994	C Tom Nalen (7c)		TE Dwayne Carswell** WR Rod Smith*
7-9			
4th AFC West			
1995	RB Terrell Davis (6b)		WR Ed McCaffrey*** (IR)
8-8			
4th AFC West			
1996	LB John Mobley (1)		
13-3			
1st AFC West			
1997	DT Trevor Pryce (1) C/G Dan Neil (3)		S George Coghill** T Matt Lepsis*
12-4			
2nd AFC West			
World Champions			
1998	QB Brian Griese (3)		DT Cyron Brown* (PS)
14-2			
1st AFC West			
World Champions			
1999	LB Al Wilson (1) DE Montae Reagor (2a) G Lennie Friedman (2b) RB Olandis Gary (4) (IR) TE Desmond Clark (6a)		
6-10			
5th AFC West			
2000	CB Deltha O'Neal (1) LB Ian Gold (2a) S Kenoy Kennedy (2b) WR Chris Cole (3) DT Jerry Johnson (4a) G/T Cooper Carlisle (4b) RB Mike Anderson (6) QB Jarious Jackson (7a)		LB Keith Burns** (D7-1994) S Darius Clark* (IR) G Steve Herndon* WR Scottie Montgomery* (IR) DE Kavika Pittman*** (IR) CB Jimmy Spencer***
11-5			
2nd AFC West			
2001	CB Willie Middlebrooks (1) DE Paul Toviessi (2) (IR) DE Reggie Hayward (3) C Ben Hamilton (4a) WR Kevin Kasper (6)		DE Bertrand Berry** QB Steve Beuerlein** (IR) S Greg Brown** (PS) FB Tony Carter** RB KaRon Coleman** TE/WR Matt Dominguez* (NFI) WR Ricky Hall** (PS) TE Patrick Hape** DB Kelly Herndon** (PS) CB Delvin Hughley** QB Todd Husak** WR Phil McGeehan** (NFI) DT Chester McGlockton** G Michael Moore** CB Tyrone Poole** LB Donnie Spragan** (PS) CB Denard Walker** DE Keith Washington** T Brandon Winey**
8-8			
3rd AFC West			
2002	WR Ashley Lelie (1) RB Clinton Portis (2) DT Dorsett Davis (3) S Sam Brandon (4) WR Herb Haygood (5) TE Jeb Putzier (6) S Chris Young (7a) DT Monsanto Pope (7b)		WR Charlie Adams* FB Will Bartholomew* T Blake Brockermeyer** T Barrett Brooks** DT Lional Dalton** RB Reuben Droughns** LB Trev Faulk* RB Paris Gaines* G Jay Humphrey** LB Kenny Jackson** DT Garrett Johnson** C K.C. Jones** (CFA-'97) LB Terry Killens** G Michael Lies** WR Rob Moore** TE Jared Peck* S Izell Reese** WR Frank Rice** QB Nick Rolovich* T Ephraim Salaam*** C Jason Scukanec** TE Shannon Sharpe** (D7-1990) LB Jashon Sykes* CB Lenny Walls* CB Sam Young**

Number in parenthesis after draft choice indicates the round in which the player was taken.
 * - indicates player was a rookie free agent when he joined the Broncos.
 ** - indicates player was an NFL veteran or had been in other camps before joining the Broncos.
 *** - indicates player was an unrestricted free agent who had not been released by previous team.
 PS - indicates player was on Practice Squad at end of '01 season.
 IR - indicates player was on Injured Reserve at end of '01 season.
 PUP - indicates player is on Physically Unable to Perform List.
 NFI - indicates player is on Reserve/Non-Football Injury List.

ALL-TIME GAME RESULTS

(Sunday afternoon games, unless otherwise indicated)

Mo.	Date	Attendance	Score	W/L	Opponent	Game Site	Notes
-----	------	------------	-------	-----	----------	-----------	-------

1960

HEAD COACH: Frank Filchock

PRESEASON (0-5)

Aug 5	4,706	6-43	L	Boston Patriots	Providence, R.I.	Friday night
Aug 13	6,200	14-31	L	Buffalo Bills	Rochester, New York	Saturday night
Aug 20	19,500	3-42	L	Houston Oilers	Jeppesen Stadium	Saturday night
Aug 27	5,500	0-48	L	Dallas Texans	Little Rock, Arkansas	Saturday night
Sep 3	21,516	30-36	L	Los Angeles Chargers	Los Angeles Coliseum	Saturday night
	57,422	53-192				

REGULAR SEASON (4-9-1) (4th AFL West)

Sep 9	21,597	13-10	W	Boston Patriots	Boston Univ. Field	Friday night
Sep 18	15,229	27-21	W	Buffalo Bills	War Memorial Stadium	
Sep 23	20,462	24-28	L	New York Titans	Polo Grounds	Friday night
Oct 2	18,372	31-14	W	Oakland Raiders	Bears Stadium	
Oct 16	19,141	19-23	L	Los Angeles Chargers	Bears Stadium	
Oct 23	12,683	31-24	W	Boston Patriots	Bears Stadium	
Oct 30	13,002	14-17	L	Dallas Texans	Bears Stadium	
Nov 6	14,489	25-45	L	Houston Oilers	Bears Stadium	
Nov 13	21,000	7-34	L	Dallas Texans	Cotton Bowl	
Nov 20	20,778	10-20	L	Houston Oilers	Jeppesen Stadium	
Nov 27	7,785	38-38	T	Buffalo Bills	Bears Stadium	
Dec 4	5,861	27-30	L	New York Titans	Bears Stadium	
Dec 10	9,928	33-41	L	Los Angeles Chargers	Los Angeles Coliseum	Saturday
Dec 16	7,000	10-48	L	Oakland Raiders	Kezar Stadium	Friday night
	207,327	309-393		(Bye Oct 9)		

1961

HEAD COACH: Frank Filchock

PRESEASON (1-4)

Aug 12	10,000	13-31	L	Dallas Texans	Midland, Texas	Saturday night
Aug 19	6,500	48-21	W	Oakland Raiders	Spokane, Washington	Saturday night
Aug 25	21,710	27-29	L	Dallas Texans	Fort Worth, Texas	Friday night
Sep 1	10,087	10-42	L	Houston Oilers	Mobile, Alabama	Friday night
Sep 4	6,300	12-49	L	Oakland Raiders	Candlestick Park	Monday
	54,597	110-172				

REGULAR SEASON (3-11) (3rd AFL West)

Sep 10	16,636	22-10	W	Buffalo Bills	War Memorial Stadium	
Sep 16	14,479	17-45	L	Boston Patriots	Boston Univ. Field	Saturday night
Sep 24	14,381	28-35	L	New York Titans	Polo Grounds	
Oct 1	8,361	19-33	L	Oakland Raiders	Candlestick Park	
Oct 8	14,500	12-19	L	Dallas Texans	Bears Stadium	
Oct 15	11,129	27-24	W	Oakland Raiders	Bears Stadium	
Oct 22	12,508	27-10	W	New York Titans	Bears Stadium	
Oct 29	32,584	0-37	L	San Diego Chargers	Balboa Stadium	
Nov 5	11,564	14-55	L	Houston Oilers	Bears Stadium	
Nov 12	7,859	16-19	L	San Diego Chargers	Bears Stadium	
Nov 19	7,645	10-23	L	Buffalo Bills	Bears Stadium	
Nov 26	27,874	14-45	L	Houston Oilers	Jeppesen Stadium	
Dec 3	9,303	24-28	L	Boston Patriots	Bears Stadium	
Dec 10	8,000	21-49	L	Dallas Texans	Cotton Bowl	
	196,823	251-432		(Bye Dec 17)		

1962

HEAD COACH: Jack Faulkner

PRESEASON (2-2)

Aug 10	11,500	17-33	L	Houston Oilers	Atlanta, Ga.	Friday night
Aug 18	19,168	24-31	L	San Diego Chargers	Balboa Stadium	Saturday night
Aug 24	18,000	27-24	W	Dallas Texans	Fort Worth, Texas	Friday night
Aug 31	5,000	41-12	W	Oakland Raiders	Stockton, Calif.	Friday night
	53,668	109-100				

REGULAR SEASON (7-7) (2nd AFL West)

Sep 7	28,000	30-21	W	San Diego Chargers	Univ. of Denver Stadium	Friday night
Sep 15	30,577	23-20	W	Buffalo Bills	War Memorial Stadium	Saturday night
Sep 21	21,038	16-41	L	Boston Patriots	Boston Univ. Field	Friday night
Sep 30	17,213	32-10	W	New York Titans	Polo Grounds	

Oct 5	22,452	44-7	W	Oakland Raiders	Bears Stadium	Friday night
Oct 14	7,000	23-6	W	Oakland Raiders	Frank Youell Field	
Oct 21	34,496	20-10	W	Houston Oilers	Bears Stadium	
Oct 28	26,051	38-45	L	Buffalo Bills	Bears Stadium	
Nov 4	20,827	23-20	W	San Diego Chargers	Balboa Stadium	
Nov 11	28,187	29-33	L	Boston Patriots	Bears Stadium	
Nov 18	23,523	3-24	L	Dallas Texans	Bears Stadium	
Nov 22	15,776	45-46	L	New York Titans	Bears Stadium	
Dec 2	30,650	17-34	L	Houston Oilers	Jeppesen Stadium	Thursday
Dec 9	19,137	10-17	L	Dallas Texans	Cotton Bowl	
	324,927	353-334		(Bye Dec 16)		

1963

HEAD COACH: Jack Faulkner

PRESEASON (2-3)

Aug 3	11,445	27-10	W	Houston Oilers	Univ. of Denver Stadium	Saturday night
Aug 10	9,655	19-35	L	Oakland Raiders	Frank Youell Field	Saturday night
Aug 17	11,135	31-25	W	San Diego Chargers	Univ. of Denver Stadium	Saturday night
Aug 23	6,865	16-30	L	Kansas City Chiefs	Municipal Stadium	Friday night
Aug 31	7,000	14-21	L	Buffalo Bills	Winston-Salem, N.C.	Saturday night
	46,100	107-121				

REGULAR SEASON (2-11-1) (4th AFL West)

Sep 7	21,115	7-59	L	Kansas City Chiefs	Univ. of Denver Stadium	Saturday night
Sep 14	23,147	14-20	L	Houston Oilers	Jeppesen Stadium	Saturday night
Sep 29	18,636	14-10	W	Boston Patriots	Bears Stadium	
Oct 6	18,428	50-34	W	San Diego Chargers	Bears Stadium	
Oct 13	24,087	24-33	L	Houston Oilers	Bears Stadium	
Oct 18	25,418	21-40	L	Boston Patriots	Fenway Park	Friday night
Oct 26	20,377	35-35	T	New York Jets	Polo Grounds	Saturday night
Nov 3	19,424	28-30	L	Buffalo Bills	Bears Stadium	
Nov 9	30,989	17-27	L	Buffalo Bills	War Memorial Stadium	Saturday night
Nov 17	14,247	9-14	L	New York Jets	Bears Stadium	
Nov 28	14,763	10-26	L	Oakland Raiders	Bears Stadium	
Dec 8	17,443	21-52	L	Kansas City Chiefs	Municipal Stadium	Thursday
Dec 15	15,223	31-35	L	Oakland Raiders	Frank Youell Field	
Dec 22	31,312	20-58	L	San Diego Chargers	Balboa Stadium	
	298,213	301-473		(Bye Sep 22)		

1964

HEAD COACH: Jack Faulkner (4 games) & Mac Speedie (10 games)

PRESEASON (2-3)

Aug 8	26,293	20-34	L	San Diego Chargers	Balboa Stadium	Saturday night
Aug 14	13,545	7-20	L	Oakland Raiders	Bears Stadium	Friday night
Aug 20	32,127	32-20	W	Houston Oilers	Jeppesen Stadium	Thursday night
Aug 28	19,500	10-14	L	Kansas City Chiefs	Fort Worth, Texas	Friday night
Sep 5	20,568	27-17	W	Boston Patriots	Univ. of Denver Stadium	Saturday night
	112,033	96-105				

REGULAR SEASON (2-11-1) (4th AFL West)

Sep 12	45,665	6-30	L	New York Jets	Shea Stadium	Saturday night
Sep 20	28,501	13-30	L	Buffalo Bills	War Memorial Stadium	
Sep 27	22,651	17-38	L	Houston Oilers	Bears Stadium	
Oct 4	15,485	10-39	L	Boston Patriots	Bears Stadium	
				<i>Jack Faulkner out, Mac Speedie in as head coach</i>		
Oct 11	16,285	33-27	W	Kansas City Chiefs	Bears Stadium	
Oct 18	23,332	14-42	L	San Diego Chargers	Balboa Stadium	
Oct 25	17,858	7-40	L	Oakland Raiders	Frank Youell Field	
Nov 1	15,053	39-49	L	Kansas City Chiefs	Municipal Stadium	
Nov 8	19,670	20-31	L	San Diego Chargers	Bears Stadium	
Nov 15	11,309	20-16	W	New York Jets	Bears Stadium	
Nov 20	24,979	7-12	L	Boston Patriots	Fenway Park	Friday night
Nov 29	15,958	20-20	T	Oakland Raiders	Bears Stadium	
Dec 13	14,431	19-30	L	Buffalo Bills	Bears Stadium	
Dec 20	15,839	15-34	L	Houston Oilers	Jeppesen Stadium	
	285,003	240-438		(Bye Dec 6)		

1965

HEAD COACH: Mac Speedie

PRESEASON (1-4)

Aug 7	17,707	24-30	L	Kansas City Chiefs	Univ. of Denver Stadium	Saturday night
Aug 14	18,000	27-17	W	Oakland Raiders	Salt Lake City, Utah	Saturday night
Aug 21	18,913	6-21	L	San Diego Chargers	Univ. of Denver Stadium	Saturday night
Aug 28	12,666	3-25	L	Houston Oilers	San Antonio, Texas	Saturday night
Sep 4	14,550	20-30	L	Oakland Raiders	Sacramento, California	Saturday night
	81,836	80-123				

Sep 11	27,022	31-34	L	San Diego Chargers	Balboa Stadium	Saturday night
Sep 19	30,682	15-30	L	Buffalo Bills	Bears Stadium	
Sep 24	26,782	27-10	W	Boston Patriots	Fenway Park	Friday night
Oct 3	34,988	16-13	W	New York Jets	Bears Stadium	
Oct 10	31,001	23-31	L	Kansas City Chiefs	Bears Stadium	
Oct 17	32,492	28-17	W	Houston Oilers	Bears Stadium	
Oct 24	45,046	13-31	L	Buffalo Bills	War Memorial Stadium	
Oct 31	53,717	10-45	L	New York Jets	Shea Stadium	
Nov 7	33,073	21-35	L	San Diego Chargers	Bears Stadium	
Nov 14	28,126	31-21	W	Houston Oilers	Rice Stadium	
Nov 21	30,369	20-28	L	Oakland Raiders	Bears Stadium	
Dec 5	19,023	13-24	L	Oakland Raiders	Frank Youell Field	
Dec 12	27,207	20-28	L	Boston Patriots	Bears Stadium	
Dec 19	14,421	35-45	L	Kansas City Chiefs	Municipal Stadium	
	435,778	303-392		(Bye Nov 28)		

1966

HEAD COACH: Mac Speedie (2 games) & Ray Malavasi (12 games)

PRESEASON (1-3)

Aug 6	17,771	30-32	L	Kansas City Chiefs	Univ. of Denver Stadium	Saturday night
Aug 12	30,476	3-25	L	Buffalo Bills	War Memorial Stadium	Friday night
Aug 24	18,442	28-16	W	Miami Dolphins	Memphis, Tennessee	Wednesday night
Aug 28	14,074	21-52	L	Oakland Raiders	Bears Stadium	
	80,763	82-126				

REGULAR SEASON (4-10) (4th AFL West)

Sep 3	30,156	7-45	L	Houston Oilers	Rice Stadium	Saturday night
Sep 18	25,337	10-24	L	Boston Patriots	Bears Stadium	
				<i>Mac Speedie out, Ray Malavasi in as head coach</i>		
Sep 25	29,878	7-16	L	New York Jets	Bears Stadium	
Oct 2	27,203	40-38	W	Houston Oilers	Bears Stadium	
Oct 8	33,929	10-37	L	Kansas City Chief	Municipal Stadium	Saturday night
Oct 16	23,393	7-24	L	Miami Dolphins	Orange Bowl	
Oct 23	26,196	10-56	L	Kansas City Chiefs	Bears Stadium	
Oct 30	25,819	17-24	L	San Diego Chargers	Balboa Stadium	
Nov 6	18,154	17-10	W	Boston Patriots	Fenway Park	
Nov 20	26,703	3-17	L	Oakland Raiders	Bears Stadium	
Nov 27	24,860	20-17	W	San Diego Chargers	Bears Stadium	
Dec 4	32,592	17-7	W	Miami Dolphins	Bears Stadium	
Dec 11	31,765	10-28	L	Oakland Raiders	Oakland Coliseum	
Dec 18	40,538	21-38	L	Buffalo Bills	War Memorial Stadium	
	395,997	196-381		(Bye Sep 11 and Nov 13)		

1967

HEAD COACH: Lou Saban

PRESEASON (3-1)

Jul 29	7,000	2-19	L	Miami Dolphins	Canton, Ohio	Saturday night
Aug 5	21,228	13-7	W	Detroit Lions (NFL)	Univ. of Denver Stadium	Saturday night
Aug 18	31,850	14-3	W	Minnesota Vikings (NFL)	Univ. of Denver Stadium	Friday night
Aug 27	6,500	21-17	W	Oakland Raiders	North Platte, Neb.	
	66,578	50-46				

REGULAR SEASON (3-11) (4th AFL West)

Sep 3	35,488	26-21	W	Boston Patriots	Bears Stadium	
Sep 10	25,423	0-51	L	Oakland Raiders	Oakland Coliseum	
Sep 17	29,381	21-35	L	Miami Dolphins	Orange Bowl	
Sep 24	35,365	24-38	L	New York Jets	Bears Stadium	
Oct 1	21,798	6-10	L	Houston Oilers	Rice Stadium	
Oct 8	35,188	16-17	L	Buffalo Bills	Bears Stadium	
Oct 22	34,464	21-38	L	San Diego Chargers	Bears Stadium	
Oct 29	44,002	9-52	L	Kansas City Chiefs	Municipal Stadium	
Nov 5	29,043	17-21	L	Oakland Raiders	Bears Stadium	
Nov 12	30,392	18-20	L	Houston Oilers	Bears Stadium	
Nov 19	30,891	21-20	W	Buffalo Bills	War Memorial Stadium	
Nov 23	34,586	20-24	L	San Diego Chargers	Balboa Stadium	Thursday night
Dec 3	61,615	33-24	W	New York Jets	Shea Stadium	
Dec 17	31,660	24-38	L	Kansas City Chiefs	Bears Stadium	
	479,497	256-409		(Bye Oct 15 and Dec 10)		

1968

HEAD COACH: Lou Saban

PRESEASON (1-4)

Aug 10	13,841	15-13	W	Cincinnati Bengals	Univ. of Denver Stadium	Saturday night
Aug 17	20,901	16-39	L	Minnesota Vikings	Univ. of Denver Stadium	Saturday night
Aug 23	22,254	6-22	L	San Francisco 49ers	Univ. of Denver Stadium	Friday night

Aug 30	10,328	3-6	L	San Diego Chargers	San Antonio, Texas	Friday night
Sep 7	18,031	7-23	L	Oakland Raiders	Portland, Ore.	Saturday night
	85,355	47-103				

REGULAR SEASON (5-9) (4th AFL West)

Sep 15	25,049	10-24	L	Cincinnati Bengals	Nippert Stadium	
Sep 22	45,821	2-34	L	Kansas City Chiefs	Municipal Stadium	
Sep 29	37,024	17-20	L	Boston Patriots	Bears Stadium	
Oct 6	41,257	10-7	W	Cincinnati Bengals	Bears Stadium	
Oct 13	62,052	21-13	W	New York Jets	Shea Stadium	
Oct 20	42,953	24-55	L	San Diego Chargers	San Diego Stadium	
Oct 27	44,115	21-14	W	Miami Dolphins	Bears Stadium	
Nov 3	18,304	35-14	W	Boston Patriots	Fenway Park	
Nov 10	50,002	7-43	L	Oakland Raiders	Bears Stadium	
Nov 17	36,075	17-38	L	Houston Oilers	Astrodome	
Nov 24	35,201	34-32	W	Buffalo Bills	Bears Stadium	
Dec 1	35,212	23-47	L	San Diego Chargers	Bears Stadium	
Dec 8	47,754	27-33	L	Oakland Raiders	Oakland Coliseum	
Dec 14	38,463	7-30	L	Kansas City Chiefs	Bears Stadium	Saturday
	559,382	255-404		(Bye Sep 8)		

1969

HEAD COACH: Lou Saban

PRESEASON (1-4)

Aug 9	45,916	6-26	L	Minnesota Vikings (NFL)	Metropolitan Stadium	Saturday night
Aug 16	28,356	22-28	L	New Orleans Saints (NFL)	Mile High Stadium	Saturday night
Aug 23	33,161	19-15	W	San Francisco 49ers (NFL)	Mile High Stadium	Saturday night
Aug 30	18,375	10-26	L	Boston Patriots	Jacksonville, Florida	Saturday night
Sep 6	24,020	11-13	L	Cincinnati Bengals	Nippert Stadium	Saturday night
	149,828	68-108				

REGULAR SEASON (5-8-1) (4th AFL West)

Sep 14	43,482	35-7	W	Boston Patriots	Mile High Stadium	
Sep 21	50,583	21-19	W	New York Jets	Mile High Stadium	
Sep 28	40,302	28-41	L	Buffalo Bills	War Memorial Stadium	
Oct 5	50,564	13-26	L	Kansas City Chiefs	Mile High Stadium	
Oct 12	49,511	14-24	L	Oakland Raiders	Mile High Stadium	
Oct 19	27,920	30-23	W	Cincinnati Bengals	Nippert Stadium	
Oct 26	45,348	21-24	L	Houston Oilers	Astrodome	
Nov 2	45,511	13-0	W	San Diego Chargers	Mile High Stadium	
Nov 9	54,416	10-41	L	Oakland Raiders	Oakland Coliseum	
Nov 16	45,002	20-20	T	Houston Oilers	Mile High Stadium	
Nov 23	34,664	24-45	L	San Diego Chargers	San Diego Stadium	
Nov 27	48,773	17-31	L	Kansas City Chiefs	Municipal Stadium	Thursday
Dec 7	25,332	24-27	L	Miami Dolphins	Orange Bowl	
Dec 14	42,198	27-16	W	Cincinnati Bengals	Mile High Stadium	
	603,606	297-344				

1970

HEAD COACH: Lou Saban

PRESEASON (3-2)

Aug 15	36,327	26-16	W	St. Louis Cardinals	Mile High Stadium	Saturday night
Aug 22	42,499	7-24	L	Baltimore Colts	Mile High Stadium	Saturday night
Aug 29	26,238	7-23	L	San Francisco 49ers	Eugene, Oregon	Saturday night
Sep 5	42,373	30-17	W	Chicago Bears	Mile High Stadium	Saturday night
Sep 11	17,832	16-14	W	Boston Patriots	Salt Lake City, Utah	Friday night
	165,269	86-94				

REGULAR SEASON (5-8-1) (4th AFL West)

Sep 20	34,882	25-10	W	Buffalo Bills	War Memorial Stadium	
Sep 27	50,705	16-13	W	Pittsburgh Steelers	Mile High Stadium	
Oct 4	50,705	26-13	W	Kansas City Chiefs	Mile High Stadium	
Oct 11	54,436	23-35	L	Oakland Raiders	Oakland Coliseum	
Oct 18	50,705	24-10	W	Atlanta Falcons	Mile High Stadium	
Oct 25	39,515	14-19	L	San Francisco 49ers	Kezar Stadium	
Nov 1	50,705	3-19	L	Washington Redskins	Mile High Stadium	
Nov 8	48,327	21-24	L	San Diego Chargers	San Diego Stadium	
Nov 15	50,959	19-24	L	Oakland Raiders	Mile High Stadium	
Nov 22	66,837	31-6	W	New Orleans Saints	Tulane Stadium	
Nov 29	35,733	21-31	L	Houston Oilers	Astrodome	
Dec 6	50,454	0-16	L	Kansas City Chiefs	Municipal Stadium	
Dec 13	50,959	17-17	T	San Diego Chargers	Mile High Stadium	
Dec 20	51,001	13-27	L	Cleveland Browns	Mile High Stadium	
	685,923	253-264				

1971

HEAD COACH: Lou Saban (9 games) & Jerry Smith (5 games)

PRESEASON (1-4)

Aug 14	42,561	13-17	L	Washington Redskins	Mile High Stadium	Saturday night
Aug 21	22,474	10-27	L	Atlanta Falcons	Memphis, Tenn.	Saturday night
Aug 28	33,184	17-33	L	San Francisco 49ers	Spokane, Wash.	Saturday night
Sep 4	43,000	14-7	W	Minnesota Vikings	Mile High Stadium	Saturday night
Sep 12	47,215	17-33	L	Chicago Bears	Soldier Field	Saturday night
	188,434	71-117				

REGULAR SEASON (4-9-1) (4th AFC West)

Sep 19	51,228	10-10	T	Miami Dolphins	Mile High Stadium	
Sep 26	47,957	13-34	L	Green Bay Packers	Milwaukee County Stadium	
Oct 3	51,200	3-16	L	Kansas City Chiefs	Mile High Stadium	
Oct 10	51,200	16-27	L	Oakland Raiders	Mile High Stadium	
Oct 17	51,200	20-16	W	San Diego Chargers	Mile High Stadium	
Oct 24	75,674	27-0	W	Cleveland Browns	Cleveland Stadium	
Oct 31	65,358	16-17	L	Philadelphia Eagles	Veterans Stadium	
Nov 7	51,200	20-24	L	Detroit Lions	Mile High Stadium	
Nov 14	51,200	10-24	L	Cincinnati Bengals	Mile High Stadium	
	<i>— Lou Saban out, Jerry Smith in as head coach —</i>					
Nov 21	49,945	10-28	L	Kansas City Chiefs	Municipal Stadium	
Nov 28	39,710	22-10	W	Pittsburgh Steelers	Three Rivers Stadium	
Dec 5	51,200	6-3	W	Chicago Bears	Mile High Stadium	
Dec 12	44,347	17-45	L	San Diego Chargers	San Diego Stadium	
Dec 19	54,651	13-21	L	Oakland Raiders	Oakland Coliseum	
	736,042	203-275				

1972

HEAD COACH: John Ralston

PRESEASON (2-3)

Aug 11	46,043	0-41	L	Washington Redskins	RFK Stadium	Friday night
Aug 19	34,506	13-17	L	St. Louis Cardinals	Busch Stadium	Saturday night
Aug 27	58,115	27-24	W	San Francisco 49ers	Candlestick Park	
Sep 2	37,128	49-24	W	New England Patriots	Mile High Stadium	Saturday night
Sep 10	49,605	13-20	L	Baltimore Colts	Mile High Stadium	
	225,397	102-126				

REGULAR SEASON (5-9) (3rd AFC West)

Sep 17	51,656	30-17	W	Houston Oilers	Mile High Stadium	
Sep 24	49,048	14-37	L	San Diego Chargers	San Diego Stadium	
Oct 1	51,656	24-45	L	Kansas City Chiefs	Mile High Stadium	
Oct 8	55,812	10-21	L	Cincinnati Bengals	Riverfront Stadium	
Oct 15	51,656	20-23	L	Minnesota Vikings	Mile High Stadium	
Oct 22	53,551	30-23	W	Oakland Raiders	Oakland Coliseum	
Oct 29	51,656	20-27	L	Cleveland Browns	Mile High Stadium	
Nov 5	62,689	17-29	L	New York Giants	Yankee Stadium	
Nov 12	65,398	16-10	W	Los Angeles Rams	L.A. Coliseum	
Nov 19	51,656	20-37	L	Oakland Raiders	Mile High Stadium	
Nov 26	58,850	20-23	L	Atlanta Falcons	Atlanta Stadium	
Dec 3	66,725	21-24	L	Kansas City Chiefs	Arrowhead Stadium	
Dec 10	51,478	38-13	W	San Diego Chargers	Mile High Stadium	
Dec 17	51,656	45-21	W	New England Patriots	Mile High Stadium	
	773,487	325-350				

1973

HEAD COACH: John Ralston

PRESEASON (2-3)

Aug 10	38,923	10-14	L	Washington Redskins	RFK Stadium	Friday night
Aug 18	39,088	38-17	W	St. Louis Cardinals	Mile High Stadium	Saturday night
Aug 26	59,097	7-43	L	San Francisco 49ers	Candlestick Park	
Aug 31	42,336	16-14	W	Buffalo Bills	Mile High Stadium	Friday night
Sep 9	41,860	10-17	L	Baltimore Colts	Mile High Stadium	
	221,315	81-105				

REGULAR SEASON (7-5-2) (2nd AFC West)

Sep 16	49,059	28-10	W	Cincinnati Bengals	Mile High Stadium	
Sep 23	51,706	34-36	L	San Francisco 49ers	Mile High Stadium	
Sep 30	51,159	14-33	L	Chicago Bears	Mile High Stadium	
Oct 7	71,414	14-16	L	Kansas City Chiefs	Arrowhead Stadium	
Oct 14	32,801	48-20	W	Houston Oilers	Astrodome	
Oct 22	51,270	23-23	T	Oakland Raiders	Mile High Stadium	Monday night
Oct 28	55,108	40-28	W	New York Jets	Shea Stadium	
Nov 4	46,565	17-17	T	St. Louis Cardinals	Busch Stadium	
Nov 11	51,034	30-19	W	San Diego Chargers	Mile High Stadium	
Nov 18	48,580	23-13	W	Pittsburgh Steelers	Three Rivers Stadium	

Nov 25	51,331	14-10	W	Kansas City Chiefs	Mile High Stadium
Dec 2	51,508	10-22	L	Dallas Cowboys	Mile High Stadium
Dec 9	44,954	42-28	W	San Diego Chargers	San Diego Stadium
Dec 16	51,910	17-21	L	Oakland Raiders	Oakland Coliseum
	708,399	354-296			

1974

HEAD COACH: John Ralston

PRESEASON (4-2)

Aug 3	27,599	19-41	L	New York Jets	Mile High Stadium	Saturday night
Aug 10	23,822	27-21	W	Minnesota Vikings	Mile High Stadium	Saturday night
Aug 18	29,908	10-3	W	San Francisco 49ers	Candlestick Park	
Aug 24	56,257	31-21	W	Green Bay Packers	Lambeau Field	Saturday night
Aug 31	18,000	27-21	W	New England Patriots	Spokane, Wash.	Saturday night
Sep 8	43,253	14-20	L	Atlanta Falcons	Mile High Stadium	Sunday night
	198,839	128-127				

REGULAR SEASON (7-6-1) (2nd AFC West)

Sep 15	56,981	10-17	L	Los Angeles Rams	Mile High Stadium	
Sep 22	50,858	35-35*	T	Pittsburgh Steelers	Mile High Stadium	*Overtime
Sep 30	54,395	3-30	L	Washington Redskins	RFK Stadium	Monday night
Oct 6	67,298	17-14	W	Kansas City Chiefs	Arrowhead Stadium	
Oct 13	50,751	33-17	W	New Orleans Saints	Mile High Stadium	
Oct 20	50,748	27-7	W	San Diego Chargers	Mile High Stadium	
Oct 27	60,478	21-23	L	Cleveland Browns	Cleveland Stadium	
Nov 3	45,766	17-28	L	Oakland Raiders	Mile High Stadium	
Nov 10	32,244	17-6	W	Baltimore Colts	Memorial Stadium	
Nov 18	50,236	34-42	L	Kansas City Chiefs	Mile High Stadium	Monday night
Nov 24	51,224	20-17	W	Oakland Raiders	Oakland Coliseum	
Nov 28	51,157	31-27	W	Detroit Lions	Tiger Stadium	Thursday
Dec 8	46,942	37-14	W	Houston Oilers	Mile High Stadium	
Dec 15	35,756	0-17	L	San Diego Chargers	San Diego Stadium	
	704,834	302-294				

1975

HEAD COACH: John Ralston

PRESEASON (3-3)

Aug 9	35,269	20-23	L	Baltimore Colts	Mile High Stadium	Saturday night
Aug 16	40,089	21-24	L	New Orleans Saints	Superdome	Saturday night
Aug 23	33,813	27-21	W	Houston Oilers	Mile High Stadium	Saturday night
Aug 30	30,128	13-0	W	Chicago Bears	Soldier Field	Saturday night
Sep 7	45,686	10-44	L	San Francisco 49ers	Candlestick Park	
Sep 14	45,631	21-17	W	St. Louis Cardinals	Mile High Stadium	
	230,616	112-129				

REGULAR SEASON (6-8) (2nd AFC West)

Sep 21	51,858	37-33	W	Kansas City Chiefs	Mile High Stadium	
Sep 29	52,491	23-13	W	Green Bay Packers	Mile High Stadium	Monday night
Oct 5	79,798	14-38	L	Buffalo Bills	Rich Stadium	
Oct 12	49,164	9-20	L	Pittsburgh Steelers	Three Rivers Stadium	
Oct 19	52,540	16-15	W	Cleveland Browns	Mile High Stadium	
Oct 26	70,043	13-26	L	Kansas City Chiefs	Arrowhead Stadium	
Nov 2	52,330	17-42	L	Oakland Raiders	Mile High Stadium	
Nov 9	49,702	16-17	L	Cincinnati Bengals	Mile High Stadium	
Nov 16	26,048	27-17	W	San Diego Chargers	San Diego Stadium	
Nov 23	28,686	21-35	L	Atlanta Falcons	Atlanta Stadium	
Nov 30	44,982	13-10*	W	San Diego Chargers	Mile High Stadium	*Overtime
Dec 8	51,075	10-17	L	Oakland Raiders	Oakland Coliseum	Monday night
Dec 14	36,860	25-10	W	Philadelphia Eagles	Mile High Stadium	
Dec 20	43,064	13-14	L	Miami Dolphins	Orange Bowl	Saturday
	688,641	254-307				

1976

HEAD COACH: John Ralston

PRESEASON (5-2)

Jul 24	17,639	10-7	W	Detroit Lions	Canton, Ohio (Hall of Fame)	Saturday
Jul 31	22,495	14-15	L	Chicago Bears	Mile High Stadium	Saturday night
Aug 8	40,052	7-17	L	San Francisco 49ers	Candlestick Park	
Aug 14	54,567	13-9	W	Dallas Cowboys	Texas Stadium	Saturday night
Aug 21	22,887	52-7	W	Seattle Seahawks	Mile High Stadium	Saturday night
Aug 28	39,808	21-17	W	St. Louis Cardinals	Busch Stadium	Saturday night
Sep 5	52,129	30-17	W	Minnesota Vikings	Mile High Stadium	
	249,577	146-89				

REGULAR SEASON (9-5) (2nd AFC West)

Sep 12	53,464	7-17	L	Cincinnati Bengals	Riverfront Stadium
Sep 19	62,519	46-3	W	New York Jets	Mile High Stadium
Sep 26	62,758	44-13	W	Cleveland Browns	Mile High Stadium
Oct 3	62,486	26-0	W	San Diego Chargers	Mile High Stadium
Oct 10	47,928	3-17	L	Houston Oilers	Astrodome
Oct 17	63,241	10-17	L	Oakland Raiders	Mile High Stadium
Oct 24	57,961	35-26	W	Kansas City Chiefs	Arrowhead Stadium
Oct 31	52,169	6-19	L	Oakland Raiders	Oakland Coliseum
Nov 7	62,503	48-13	W	Tampa Bay Buccaneers	Mile High Stadium
Nov 14	32,017	17-0	W	San Diego Chargers	San Diego Stadium
Nov 21	62,961	14-13	W	New York Giants	Mile High Stadium
Nov 28	61,128	14-38	L	New England Patriots	Schaefer Stadium
Dec 5	57,995	17-16	W	Kansas City Chiefs	Mile High Stadium
Dec 12	44,459	28-14	W	Chicago Bears	Soldier Field
	783,589	315-206			

1977

HEAD COACH: Red Miller

PRESEASON (5-1)

Aug 5	40,059	14-8	W	Baltimore Colts	Mile High Stadium	Friday night
Aug 13	44,001	15-7	W	St. Louis Cardinals	Mile High Stadium	Saturday night
Aug 20	21,239	10-2	W	Atlanta Falcons	Atlanta Stadium	Saturday night
Aug 28	29,532	24-28	L	Philadelphia Eagles	Veterans Stadium	Sunday night
Sep 2	54,916	27-10	W	Seattle Seahawks	Kingdome	Friday night
Sep 10	36,441	20-0	W	San Francisco 49ers	Candlestick Park	Saturday night
	226,188	110-55				

REGULAR SEASON (12-2) (1st AFC West)

Sep 18	75,002	7-0	W	St. Louis Cardinals	Mile High Stadium
Sep 25	74,737	26-6	W	Buffalo Bills	Mile High Stadium
Oct 2	53,108	24-13	W	Seattle Seahawks	Kingdome
Oct 9	74,718	23-7	W	Kansas City Chiefs	Mile High Stadium
Oct 16	53,616	30-7	W	Oakland Raiders	Oakland Coliseum
Oct 23	54,395	24-13	W	Cincinnati Bengals	Riverfront Stadium
Oct 30	75,007	14-24	L	Oakland Raiders	Mile High Stadium
Nov 6	74,967	21-7	W	Pittsburgh Steelers	Mile High Stadium
Nov 13	45,211	17-14	W	San Diego Chargers	San Diego Stadium
Nov 20	54,050	14-7	W	Kansas City Chiefs	Arrowhead Stadium
Nov 27	74,939	27-13	W	Baltimore Colts	Mile High Stadium
Dec 4	46,875	24-14	W	Houston Oilers	Astrodome
Dec 11	74,905	17-9	W	San Diego Chargers	Mile High Stadium
Dec 18	63,752	6-14	L	Dallas Cowboys	Texas Stadium
	892,899	274-148			

1977 AFC DIVISIONAL PLAYOFF GAME

Dec 24	75,011	34-21	W	Pittsburgh Steelers	Mile High Stadium	Saturday
--------	--------	-------	---	---------------------	-------------------	----------

1977 AFC CHAMPIONSHIP GAME

Jan 1	74,982	20-17	W	Oakland Raiders	Mile High Stadium
-------	--------	-------	---	-----------------	-------------------

SUPER BOWL XII

Jan 15	75,583	10-27	L	Dallas Cowboys	Louisiana Superdome, New Orleans, La.
--------	--------	-------	---	----------------	---------------------------------------

1978

HEAD COACH: Red Miller

PRESEASON (2-2)

Aug 5	48,027	17-12	W	Houston Oilers	Astrodome	Saturday night
Aug 12	74,619	14-21	L	Dallas Cowboys	Mile High Stadium	Saturday night
Aug 19	18,301	23-13	W	Buffalo Bills	Rich Stadium	Saturday night
Aug 25	73,559	13-24	L	San Francisco 49ers	Mile High Stadium	Friday night
	214,506	67-70				

REGULAR SEASON (10-6) (1st AFC West)

Sep 3	74,904	14-6	W	Oakland Raiders	Mile High Stadium	
Sep 11	46,508	9-12*	L	Minnesota Vikings	Metropolitan Stadium	Mon. night (*OT)
Sep 17	74,983	27-14	W	San Diego Chargers	Mile High Stadium	
Sep 24	60,593	23-17*	W	Kansas City Chiefs	Arrowhead Stadium	*Overtime
Oct 1	74,989	28-7	W	Seattle Seahawks	Mile High Stadium	
Oct 8	50,077	0-23	L	San Diego Chargers	San Diego Stadium	
Oct 16	75,008	16-7	W	Chicago Bears	Mile High Stadium	Monday night
Oct 22	54,057	6-7	L	Baltimore Colts	Memorial Stadium	
Oct 29	62,948	20-17*	W	Seattle Seahawks	Kingdome	*Overtime
Nov 5	74,983	28-31	L	New York Jets	Mile High Stadium	
Nov 12	70,856	19-7	W	Cleveland Browns	Cleveland Stadium	
Nov 19	74,965	16-3	W	Green Bay Packers	Mile High Stadium	
Nov 23	71,785	14-17	L	Detroit Lions	Silverdome	Thursday
Dec 3	53,932	21-6	W	Oakland Raiders	Oakland Coliseum	

Dec 10	74,149	24-3	W	Kansas City Chiefs	Mile High Stadium	
Dec 16	74,104	17-21	L	Pittsburgh Steelers	Mile High Stadium	Saturday
	1,067,693	282-198				

1978 AFC DIVISIONAL PLAYOFF GAME

Dec 30	48,921	10-33	L	Pittsburgh Steelers	Three Rivers Stadium	Saturday
--------	--------	-------	---	---------------------	----------------------	----------

1979

HEAD COACH: Red Miller

PRESEASON (3-1)

Aug 4	61,192	6-7	L	Dallas Cowboys	Texas Stadium	Saturday night
Aug 11	58,799	13-6	W	Washington Redskins	Mile High Stadium	Saturday night
Aug 18	34,133	21-0	W	San Francisco 49ers	Candlestick Park	Saturday night
Aug 24	75,103	20-17*	W	New England Patriots	Mile High Stadium	Friday night (*OT)
	229,227	60-30				

REGULAR SEASON (10-6) (2nd AFC West)

Sep 2	74,788	10-0	W	Cincinnati Bengals	Mile High Stadium	
Sep 6	74,884	9-13	L	Los Angeles Rams	Mile High Stadium	Thursday night
Sep 16	57,677	20-17*	W	Atlanta Falcons	Atlanta Stadium	*Overtime
Sep 23	74,879	37-34	W	Seattle Seahawks	Mile High Stadium	
Sep 30	52,632	3-27	L	Oakland Raiders	Oakland Coliseum	
Oct 7	74,997	7-0	W	San Diego Chargers	Mile High Stadium	
Oct 14	74,292	24-10	W	Kansas City Chiefs	Arrowhead Stadium	
Oct 22	49,699	7-42	L	Pittsburgh Steelers	Three Rivers Stadium	Monday night
Oct 28	74,908	20-3	W	Kansas City Chiefs	Mile High Stadium	
Nov 4	74,482	10-3	W	New Orleans Saints	Mile High Stadium	
Nov 11	74,379	45-10	W	New England Patriots	Mile High Stadium	
Nov 18	42,910	38-28	W	San Francisco 49ers	Candlestick Park	
Nov 25	74,186	10-14	L	Oakland Raiders	Mile High Stadium	
Dec 2	37,886	19-16	W	Buffalo Bills	Rich Stadium	
Dec 8	60,038	23-28	L	Seattle Seahawks	Kingdome	Saturday
Dec 17	51,906	7-17	L	San Diego Chargers	San Diego Stadium	Monday night
	1,024,543	289-262				

1979 AFC WILD CARD PLAYOFF GAME

Dec 23	48,776	7-13	L	Houston Oilers	Astrodome	
--------	--------	------	---	----------------	-----------	--

1980

HEAD COACH: Red Miller

PRESEASON (2-2)

Aug 9	67,532	17-6	W	Cincinnati Bengals	Mile High Stadium	Saturday night
Aug 16	30,904	6-9	L	New York Giants	Giants Stadium	Saturday night
Aug 23	73,946	13-26	L	Los Angeles Rams	Mile High Stadium	Saturday night
Aug 30	53,060	38-0	W	Green Bay Packers	Lambeau Field	Saturday night
	225,442	74-41				

REGULAR SEASON (8-8) (4th AFC West)

Sep 7	70,307	6-27	L	Philadelphia Eagles	Veterans Stadium	
Sep 14	74,919	41-20	W	Dallas Cowboys	Mile High Stadium	
Sep 21	74,970	13-30	L	San Diego Chargers	Mile High Stadium	
Sep 29	59,602	14-23	L	New England Patriots	Schaefer Stadium	Monday night
Oct 5	81,065	19-16	W	Cleveland Browns	Cleveland Stadium	
Oct 13	74,657	20-17	W	Washington Redskins	Mile High Stadium	Monday night
Oct 19	74,459	17-23	L	Kansas City Chiefs	Mile High Stadium	
Oct 26	67,598	14-9	W	New York Giants	Giants Stadium	
Nov 2	74,717	16-20	L	Houston Oilers	Mile High Stadium	
Nov 9	51,435	20-13	W	San Diego Chargers	San Diego Stadium	
Nov 16	72,114	31-24	W	New York Jets	Mile High Stadium	
Nov 23	73,274	36-20	W	Seattle Seahawks	Mile High Stadium	
Dec 1	51,583	3-9	L	Oakland Raiders	Oakland Coliseum	Monday night
Dec 7	40,237	14-31	L	Kansas City Chiefs	Arrowhead Stadium	
Dec 14	73,974	21-24	L	Oakland Raiders	Mile High Stadium	
Dec 21	51,853	25-17	W	Seattle Seahawks	Kingdome	
	1,066,764	310-323				

1981

HEAD COACH: Dan Reeves

PRESEASON (2-2)

Aug 7	63,644	7-33	L	New York Jets	Mile High Stadium	Friday night
Aug 15	41,502	14-24	L	Miami Dolphins	Orange Bowl	Saturday night
Aug 22	72,450	17-7	W	Green Bay Packers	Mile High Stadium	Saturday night
Aug 29	41,713	24-20	W	Cincinnati Bengals	Riverfront Stadium	Saturday night
	219,309	62-84				

REGULAR SEASON (10-6) (Tie 1st AFC West)

Sep 6	74,796	9-7	W	Oakland Raiders	Mile High Stadium	
Sep 13	58,513	10-13	L	Seattle Seahawks	Kingdome	
Sep 20	74,804	28-10	W	Baltimore Colts	Mile High Stadium	
Sep 27	74,844	42-24	W	San Diego Chargers	Mile High Stadium	
Oct 4	51,035	17-0	W	Oakland Raiders	Oakland Coliseum	
Oct 11	74,816	27-21	W	Detroit Lions	Mile High Stadium	
Oct 18	74,672	14-28	L	Kansas City Chiefs	Arrowhead Stadium	
Oct 25	77,757	7-9	L	Buffalo Bills	Rich Stadium	
Nov 2	74,834	19-17	W	Minnesota Vikings	Mile High Stadium	Monday night
Nov 8	74,859	23-20*	W	Cleveland Browns	Mile High Stadium	*Overtime
Nov 15	64,518	24-7	W	Tampa Bay Buccaneers	Tampa Stadium	
Nov 22	57,207	21-38	L	Cincinnati Bengals	Riverfront Stadium	
Nov 29	51,533	17-34	L	San Diego Chargers	San Diego Stadium	
Dec 6	74,744	16-13	W	Kansas City Chiefs	Mile High Stadium	
Dec 13	74,527	23-13	W	Seattle Seahawks	Mile High Stadium	
Dec 20	40,125	24-35	L	Chicago Bears	Soldier Field	
	1,073,636	321-289				

1982

HEAD COACH: Dan Reeves

PRESEASON (4-0)

Aug 14	57,482	33-20	W	Los Angeles Rams	Anaheim Stadium	Saturday night
Aug 21	74,465	17-14	W	Miami Dolphins	Mile High Stadium	Saturday night
Aug 28	73,371	27-17	W	Minnesota Vikings	Mile High Stadium	Saturday night
Sep 4	43,820	20-13	W	New York Jets	Giants Stadium	Saturday night
	249,138	97-64				

REGULAR SEASON (2-7) (5th AFC West)

Sep 12	73,564	3-23	L	San Diego Chargers	Mile High Stadium	
Sep 19	73,899	24-21	W	San Francisco 49ers	Mile High Stadium	
Sep 26	<i>57-day player strike cancels or postpones eight games</i>					
Oct 3	cancelled/players' strike at New Orleans					
Oct 10	cancelled/players' strike at N.Y. Jets					
Oct 17	cancelled/players' strike at Houston					
Oct 24	cancelled/players' strike Los Angeles Raiders					
Oct 31	cancelled/players' strike Buffalo					
Nov 7	postponed/players' strike at Seattle (re-scheduled Jan. 2)					
Nov 14	cancelled/players' strike at Kansas City					
Nov 21	73,916	10-17	L	Seattle Seahawks	Mile High Stadium	
Nov 28	47,629	20-30	L	San Diego Chargers	San Diego Stadium	
Dec 5	73,984	27-34	L	Atlanta Falcons	Mile High Stadium	
Dec 12	48,112	27-24	W	Los Angeles Rams	Anaheim Stadium	
Dec 19	74,192	16-37	L	Kansas City Chiefs	Mile High Stadium	
Dec 26	44,160	10-27	L	Los Angeles Raiders	L.A. Coliseum	
Jan 2	43,145	11-13	L	Seattle Seahawks	Kingdome	(Rescheduled from Nov. 7)
	552,601	148-226				

1983

HEAD COACH: Dan Reeves

PRESEASON (3-1)

Aug 5	53,887	10-7	W	Seattle Seahawks	Mile High Stadium	Friday night
Aug 13	73,199	21-10	W	Atlanta Falcons	Mile High Stadium	Saturday night
Aug 20	73,244	19-10	W	Cleveland Browns	Mile High Stadium	Saturday night
Aug 26	59,435	3-34	L	Minnesota Vikings	Metropolitan Stadium	Friday night
	259,765	53-61				

REGULAR SEASON (9-7) (3rd AFC West)

Sep 4	58,233	14-10	W	Pittsburgh Steelers	Three Rivers Stadium	
Sep 11	52,613	17-10	W	Baltimore Colts	Memorial Stadium	
Sep 18	74,202	10-13	L	Philadelphia Eagles	Mile High Stadium	
Sep 25	74,289	7-22	L	Los Angeles Raiders	Mile High Stadium	
Oct 2	58,210	14-31	L	Chicago Bears	Soldier Field	
Oct 9	44,209	26-14	W	Houston Oilers	Astrodome	
Oct 16	74,305	24-17	W	Cincinnati Bengals	Mile High Stadium	
Oct 23	74,581	14-6	W	San Diego Chargers	Mile High Stadium	
Oct 30	74,640	27-24	W	Kansas City Chiefs	Mile High Stadium	
Nov 6	61,189	19-27	L	Seattle Seahawks	Kingdome	
Nov 13	51,945	20-22	L	Los Angeles Raiders	L.A. Coliseum	
Nov 20	74,710	38-27	W	Seattle Seahawks	Mile High Stadium	
Nov 27	43,650	7-31	L	San Diego Chargers	San Diego Stadium	
Dec 4	70,912	27-6	W	Cleveland Browns	Mile High Stadium	
Dec 11	74,854	21-19	W	Baltimore Colts	Mile High Stadium	
Dec 18	11,377	17-48	L	Kansas City Chiefs	Arrowhead Stadium	
	973,188	302-327				

1983 AFC WILD CARD PLAYOFF GAME

Dec 24	64,275	7-31	L	Seattle Seahawks	Kingdome	Saturday
--------	--------	------	---	------------------	----------	----------

1984

HEAD COACH: Dan Reeves

PRESEASON (3-1)

Aug 4	31,716	13-16	L	Washington Redskins	Mile High Stadium	Saturday night
Aug 11	70,211	21-20	W	San Francisco 49ers	Mile High Stadium	Saturday night
Aug 18	68,951	31-0	W	Indianapolis Colts	Mile High Stadium	Saturday night
Aug 24	30,988	24-13	W	Atlanta Falcons	Atlanta Stadium	Friday night
	201,866	89-49				

REGULAR SEASON (13-3) (1st AFC West)

Sep 2	74,178	20-17	W	Cincinnati Bengals	Mile High Stadium	
Sep 9	54,335	0-27	L	Chicago Bears	Soldier Field	
Sep 16	61,980	24-14	W	Cleveland Browns	Cleveland Stadium	
Sep 23	74,263	21-0	W	Kansas City Chiefs	Mile High Stadium	
Sep 30	74,833	16-13	W	Los Angeles Raiders	Mile High Stadium	
Oct 7	55,836	28-7	W	Detroit Lions	Silverdome	
Oct 15	62,546	17-14	W	Green Bay Packers	Mile High Stadium	Monday night
Oct 21	31,204	37-7	W	Buffalo Bills	Rich Stadium	
Oct 28	91,020	22-19*	W	Los Angeles Raiders	L.A. Coliseum	*Overtime
Nov 4	74,908	26-19	W	New England Patriots	Mile High Stadium	
Nov 11	53,162	16-13	W	San Diego Chargers	San Diego Stadium	
Nov 18	74,716	42-21	W	Minnesota Vikings	Mile High Stadium	
Nov 25	74,922	24-27	L	Seattle Seahawks	Mile High Stadium	
Dec 2	38,494	13-16	L	Kansas City Chiefs	Arrowhead Stadium	
Dec 9	74,867	16-13	W	San Diego Chargers	Mile High Stadium	
Dec 15	64,411	31-14	W	Seattle Seahawks	Kingdome	Saturday
	1,032,737	353-241				

1984 AFC DIVISIONAL PLAYOFF GAME

Dec 30	74,981	17-24	L	Pittsburgh Steelers	Mile High Stadium	
--------	--------	-------	---	---------------------	-------------------	--

1985

HEAD COACH: Dan Reeves

PRESEASON (2-2)

Aug 10	49,374	20-30	L	New York Giants	Mile High Stadium	Saturday night
Aug 19	55,425	20-13	W	San Francisco 49ers	Candlestick Park	Monday night
Aug 24	71,406	20-3	W	Indianapolis Colts	Mile High Stadium	Saturday night
Aug 30	69,373	9-13	L	Minnesota Vikings	Mile High Stadium	Friday night
	245,578	69-59				

REGULAR SEASON (11-5) (2nd AFC West)

Sep 8	52,522	16-20	L	Los Angeles Rams	Anaheim Stadium	
Sep 15	74,488	34-23	W	New Orleans Saints	Mile High Stadium	
Sep 22	37,903	44-28	W	Atlanta Falcons	Atlanta Stadium	
Sep 29	73,614	26-30	L	Miami Dolphins	Mile High Stadium	
Oct 6	74,699	31-20	W	Houston Oilers	Mile High Stadium	
Oct 13	60,128	15-10	W	Indianapolis Colts	Hoosier Dome	
Oct 20	74,899	13-10*	W	Seattle Seahawks	Mile High Stadium	*Overtime
Oct 27	68,248	30-10	W	Kansas City Chiefs	Arrowhead Stadium	
Nov 3	57,312	10-30	L	San Diego Chargers	San Diego Stadium	
Nov 11	73,173	17-16	W	San Francisco 49ers	Mile High Stadium	Monday night
Nov 17	74,376	30-24*	W	San Diego Chargers	Mile High Stadium	*Overtime
Nov 24	63,161	28-31*	L	Los Angeles Raiders	L.A. Coliseum	*Overtime
Dec 1	56,797	31-23	W	Pittsburgh Steelers	Three Rivers Stadium	
Dec 8	75,042	14-17*	L	Los Angeles Raiders	Mile High Stadium	*Overtime
Dec 14	69,209	14-13	W	Kansas City Chiefs	Mile High Stadium	Saturday
Dec 20	56,283	27-24	W	Seattle Seahawks	Kingdome	Friday night
	1,041,854	380-329				

1986

HEAD COACH: Dan Reeves

PRESEASON (2-2)

Aug 9	47,408	7-10	L	New Orleans Saints	Mile High Stadium	Saturday night
Aug 16	53,193	27-29	L	Minnesota Vikings	Metrodome	Saturday night
Aug 23	73,592	14-9	W	San Francisco 49ers	Mile High Stadium	Saturday night
Aug 29	71,737	19-10	W	Los Angeles Rams	Mile High Stadium	Friday night
	245,930	67-48				

REGULAR SEASON (11-5) (1st AFC West)

Sep 7	75,695	38-36	W	Los Angeles Raiders	Mile High Stadium	
Sep 15	57,305	21-10	W	Pittsburgh Steelers	Three Rivers Stadium	Monday night
Sep 21	63,839	33-7	W	Philadelphia Eagles	Veterans Stadium	
Sep 28	75,804	27-20	W	New England Patriots	Mile High Stadium	
Oct 5	76,082	29-14	W	Dallas Cowboys	Mile High Stadium	
Oct 12	55,662	31-14	W	San Diego Chargers	San Diego Stadium	
Oct 20	73,759	10-22	L	New York Jets	Giants Stadium	Monday night

Oct 26	76,089	20-13	W	Seattle Seahawks	Mile High Stadium	
Nov 2	90,153	21-10	W	Los Angeles Raiders	L.A. Coliseum	
Nov 9	75,012	3-9	L	San Diego Chargers	Mile High Stadium	
Nov 16	75,745	38-17	W	Kansas City Chiefs	Mile High Stadium	
Nov 23	75,116	16-19	L	New York Giants	Giants Stadium	
Nov 30	58,705	34-28	W	Cincinnati Bengals	Mile High Stadium	
Dec 7	47,019	10-37	L	Kansas City Chiefs	Arrowhead Stadium	
Dec 13	75,905	31-30	W	Washington Redskins	Mile High Stadium	Saturday
Dec 20	63,697	16-41	L	Seattle Seahawks	Kingdome	Saturday
	1,178,074	378-327				

1986 AFC DIVISIONAL PLAYOFF GAME

Jan 4	75,262	22-17	W	New England Patriots	Mile High Stadium	
-------	--------	-------	---	----------------------	-------------------	--

1986 AFC CHAMPIONSHIP GAME

Jan 11	79,973	23-20*	W	Cleveland Browns	Cleveland Stadium	* Overtime
--------	--------	--------	---	------------------	-------------------	------------

SUPER BOWL XXI

Jan 25	101,063	20-39	L	New York Giants	Rose Bowl, Pasadena, Calif.	
--------	---------	-------	---	-----------------	-----------------------------	--

1987

HEAD COACH: Dan Reeves

PRESEASON (3-2)

Aug 9	72,786	27-28	L	Los Angeles Rams	Wembley Stadium (London, American Bowl)	
Aug 15	67,500	20-14	W	Green Bay Packers	Sun Devil Stadium (Tempe, Ariz.)	Saturday night
Aug 24	74,288	31-28	W	Miami Dolphins	Mile High Stadium	Monday night
Aug 29	54,254	24-20	W	Los Angeles Rams	Anaheim Stadium	Saturday night
Sep 3	74,081	17-27	L	Minnesota Vikings	Mile High Stadium	Thursday night
	342,909	119-117				

REGULAR SEASON (10-4-1) (1st AFC West)

Sep 13	75,999	40-17	W	Seattle Seahawks	Mile High Stadium	
Sep 20	50,624	17-17*	T	Green Bay Packers	Milwaukee County Stadium	* Overtime
Sep 28				GAME CANCELLED	Broncos at Cleveland	Monday night
Oct 4	38,494	10-40	L	†Houston Oilers	Mile High Stadium	
Oct 12	61,230	30-14	W	†Los Angeles Raiders	Mile High Stadium	Monday night
Oct 18	20,296	26-17	W	†Kansas City Chiefs	Arrowhead Stadium	
				†"Replacement Games"		
Oct 26	51,011	27-34	L	Minnesota Vikings	Metrodome	Monday night
Nov 1	75,172	34-0	W	Detroit Lions	Mile High Stadium	
Nov 8	63,698	14-21	L	Buffalo Bills	Rich Stadium	
Nov 16	75,783	31-29	W	Chicago Bears	Mile High Stadium	Monday night
Nov 22	61,318	23-17	W	Los Angeles Raiders	L.A. Coliseum	
Nov 29	61,880	31-17	W	San Diego Chargers	San Diego Stadium	
Dec 6	75,795	31-20	W	New England Patriots	Mile High Stadium	
Dec 13	61,759	21-28	L	Seattle Seahawks	Kingdome	Sunday night
Dec 19	75,053	20-17	W	Kansas City Chiefs	Mile High Stadium	Saturday
Dec 27	37,500	24-0	W	San Diego Chargers	Mile High Stadium	
	869,301	379-288				

1987 AFC DIVISIONAL PLAYOFF GAME

Jan 10	75,440	34-10	W	Houston Oilers	Mile High Stadium	
--------	--------	-------	---	----------------	-------------------	--

1987 AFC CHAMPIONSHIP GAME

Jan 17	76,197	38-33	W	Cleveland Browns	Mile High Stadium	
--------	--------	-------	---	------------------	-------------------	--

SUPER BOWL XXII

Jan 31	73,302	10-42	L	Washington Redskins	Jack Murphy Stadium, San Diego, Calif.	
--------	--------	-------	---	---------------------	--	--

1988

HEAD COACH: Dan Reeves

PRESEASON (3-1)

Aug 3	43,978	40-31	W	Los Angeles Rams	Anaheim Stadium	Wednesday night
Aug 13	75,067	34-24	W	San Francisco 49ers	Mile High Stadium	Saturday night
Aug 19	49,795	13-16*	L	Miami Dolphins	Joe Robbie Stadium	Fri. night (*OT)
Aug 25	73,957	21-20	W	Indianapolis Colts	Mile High Stadium	Thursday night
	242,797	108-91				

REGULAR SEASON (8-8) (2nd AFC West)

Sep 4	75,986	14-21	L	Seattle Seahawks	Mile High Stadium	
Sep 11	75,359	34-3	W	San Diego Chargers	Mile High Stadium	
Sep 18	63,268	13-20	L	Kansas City Chiefs	Arrowhead Stadium	
Sep 26	75,964	27-30*	L	Los Angeles Raiders	Mile High Stadium	Mon. night (*OT)
Oct 2	55,763	12-0	W	San Diego Chargers	San Diego Stadium	
Oct 9	61,711	16-13*	W	San Francisco 49ers	Candlestick Park	*Overtime
Oct 16	75,287	30-14	W	Atlanta Falcons	Mile High Stadium	
Oct 23	49,811	21-39	L	Pittsburgh Steelers	Three Rivers Stadium	
Oct 31	60,544	23-55	L	Indianapolis Colts	Hoosier Dome	Monday night

Nov 6	74,227	17-11	W	Kansas City Chiefs	Mile High Stadium	
Nov 13	75,806	30-7	W	Cleveland Browns	Mile High Stadium	
Nov 20	68,075	0-42	L	New Orleans Saints	Superdome	
Nov 27	74,141	35-24	W	Los Angeles Rams	Mile High Stadium	
Dec 4	65,561	20-21	L	Los Angeles Raiders	L.A. Coliseum	
Dec 11	62,838	14-42	L	Seattle Seahawks	Kingdome	Sunday night
Dec 17	70,910	21-10	W	New England Patriots	Mile High Stadium	Saturday
	1,085,251	327-352				

1989

HEAD COACH: Dan Reeves

PRESEASON (2-2)

Aug 12	70,049	17-13	W	Los Angeles Rams	Mile High Stadium	Saturday night
Aug 19	58,641	17-35	L	San Francisco 49ers	Candlestick Park	Saturday night
Aug 26	74,076	24-21*	W	Dallas Cowboys	Mile High Stadium	Sat. night (*OT)
Sep 2	55,128	34-38	L	Indianapolis Colts	Hoosier Dome	Saturday night
	257,894	92-107				

REGULAR SEASON (11-5) (1st AFC West)

Sep 10	74,284	34-20	W	Kansas City Chiefs	Mile High Stadium	
Sep 18	78,176	28-14	W	Buffalo Bills	Rich Stadium	Monday night
Sep 24	75,754	31-21	W	Los Angeles Raiders	Mile High Stadium	
Oct 1	78,637	13-16	L	Cleveland Browns	Cleveland Stadium	
Oct 8	75,222	16-10	W	San Diego Chargers	Mile High Stadium	
Oct 15	74,680	14-3	W	Indianapolis Colts	Mile High Stadium	
Oct 22	62,353	24-21*	W	Seattle Seahawks	Kingdome	*Overtime
Oct 29	75,065	24-28	L	Philadelphia Eagles	Mile High Stadium	
Nov 5	74,739	34-7	W	Pittsburgh Steelers	Mile High Stadium	
Nov 12	76,245	16-13	W	Kansas City Chiefs	Arrowhead Stadium	
Nov 20	52,975	14-10	W	Washington Redskins	RFK Stadium	Monday night
Nov 26	75,117	41-14	W	Seattle Seahawks	Mile High Stadium	
Dec 3	87,560	13-16*	L	Los Angeles Raiders	L.A. Coliseum	*Overtime
Dec 10	63,283	7-14	L	New York Giants	Mile High Stadium	
Dec 16	56,071	37-0	W	Phoenix Cardinals	Sun Devil Stadium	Saturday
Dec 24	50,524	16-19	L	San Diego Chargers	San Diego Stadium	
	1,130,686	362-226				

1989 AFC DIVISIONAL PLAYOFF GAME

Jan 7	75,477	24-23	W	Pittsburgh Steelers	Mile High Stadium	
-------	--------	-------	---	---------------------	-------------------	--

1989 AFC CHAMPIONSHIP GAME

Jan 14	76,046	37-21	W	Cleveland Browns	Mile High Stadium	
--------	--------	-------	---	------------------	-------------------	--

SUPER BOWL XXIV

Jan 28	72,919	10-55	L	San Francisco 49ers	Superdome, New Orleans, La.	
--------	--------	-------	---	---------------------	-----------------------------	--

1990

HEAD COACH: Dan Reeves

PRESEASON (3-2)

Aug 5	48,827	10-7	W	Seattle Seahawks	Tokyo Dome (Japan, American Bowl)	
Aug 11	51,044	16-7	W	Indianapolis Colts	Hoosier Dome	Saturday night
Aug 20	74,164	24-27	L	San Francisco 49ers	Mile High Stadium	Monday night
Aug 25	44,897	16-17	L	Miami Dolphins	Joe Robbie Stadium	Saturday night
Aug 31	71,082	25-14	W	Phoenix Cardinals	Mile High Stadium	Friday night
	290,014	91-72				

REGULAR SEASON (5-11) (5th AFC West)

Sep 9	54,206	9-14	L	Los Angeles Raiders	L.A. Coliseum	
Sep 17	75,277	24-23	W	Kansas City Chiefs	Mile High Stadium	Monday night
Sep 23	75,290	34-31*	W	Seattle Seahawks	Mile High Stadium	* Overtime
Sep 30	74,393	28-29	L	Buffalo Bills	Rich Stadium	
Oct 8	74,814	29-30	L	Cleveland Browns	Mile High Stadium	Monday night
Oct 14	74,285	17-34	L	Pittsburgh Steelers	Mile High Stadium	
Oct 21	29,850	27-17	W	Indianapolis Colts	Hoosier Dome	
Nov 4	57,331	22-27	L	Minnesota Vikings	Metrodome	Sunday night
Nov 11	59,557	7-19	L	San Diego Chargers	San Diego Stadium	
Nov 18	75,013	13-16*	L	Chicago Bears	Mile High Stadium	* Overtime
Nov 22	73,896	27-40	L	Detroit Lions	Silverdome	Thursday
Dec 2	74,162	20-23	L	Los Angeles Raiders	Mile High Stadium	
Dec 9	74,347	20-31	L	Kansas City Chiefs	Arrowhead Stadium	
Dec 16	64,919	20-10	W	San Diego Chargers	Mile High Stadium	
Dec 23	55,845	12-17	L	Seattle Seahawks	Kingdome	Sunday night
Dec 30	46,943	22-13	W	Green Bay Packers	Mile High Stadium	
	1,071,128	331-374				

1991

HEAD COACH: Dan Reeves

PRESEASON (2-3)

Jul 27	23,815	3-14	L	Detroit Lions	Canton, Ohio (Hall of Fame)	Saturday
Aug 2	75,375	10-3	W	Indianapolis Colts	Mile High Stadium	Friday night
Aug 7	54,170	6-24	L	San Francisco 49ers	Candlestick Park	Wednesday night
Aug 19	72,555	21-13	W	Miami Dolphins	Mile High Stadium	Monday night
Aug 23	38,372	10-34	L	Phoenix Cardinals	Sun Devil Stadium	Friday night
	264,287	50-88				

REGULAR SEASON (12-4) (1st AFC West)

Sep 1	72,855	45-14	W	Cincinnati Bengals	Mile High Stadium	
Sep 8	48,569	13-16	L	Los Angeles Raiders	L.A. Coliseum	
Sep 15	74,152	16-10	W	Seattle Seahawks	Mile High Stadium	
Sep 22	73,258	27-19	W	San Diego Chargers	Mile High Stadium	
Sep 29	55,031	13-6	W	Minnesota Vikings	Metrodome	Sunday night
Oct 6	59,145	14-42	L	Houston Oilers	Astrodome	
Oct 20	75,866	19-16	W	Kansas City Chiefs	Mile High Stadium	
Oct 27	43,994	9-6	W	New England Patriots	Foxboro Stadium	
Nov 3	70,973	20-13	W	Pittsburgh Steelers	Mile High Stadium	Sunday night
Nov 10	75,896	16-17	L	Los Angeles Raiders	Mile High Stadium	
Nov 17	74,661	24-20	W	Kansas City Chiefs	Arrowhead Stadium	
Nov 24	60,430	10-13	L	Seattle Seahawks	Kingdome	
Dec 1	67,116	20-3	W	New England Patriots	Mile High Stadium	
Dec 8	73,539	17-7	W	Cleveland Browns	Cleveland Stadium	
Dec 15	74,098	24-19	W	Phoenix Cardinals	Mile High Stadium	
Dec 22	51,449	17-14	W	San Diego Chargers	San Diego Stadium	
	1,053,275	304-235			(Bye Oct 13)	

1991 AFC DIVISIONAL PLAYOFF GAME

Jan 4	75,301	26-24	W	Houston Oilers	Mile High Stadium	Saturday
-------	--------	-------	---	----------------	-------------------	----------

1991 AFC CHAMPIONSHIP GAME

Jan 12	80,272	7-10	L	Buffalo Bills	Rich Stadium	
--------	--------	------	---	---------------	--------------	--

1992

HEAD COACH: Dan Reeves

PRESEASON (1-4)

Aug 3	50,435	7-13	L	San Francisco 49ers	Candlestick Park	Monday night
Aug 8	66,521	31-10	W	Tampa Bay Buccaneers	Mile High Stadium	Saturday night
Aug 15	60,813	27-31	L	Miami Dolphins	Berlin, Germany (American Bowl)	Saturday
Aug 22	61,485	3-17	L	Dallas Cowboys	Texas Stadium	Saturday night
Aug 28	66,743	17-21	L	Phoenix Cardinals	Mile High Stadium	Friday night
	305,997	75-92				

REGULAR SEASON (8-8) (3rd AFC West)

Sep 6	75,418	17-13	W	Los Angeles Raiders	Mile High Stadium	Sunday night
Sep 13	74,367	21-13	W	San Diego Chargers	Mile High Stadium	
Sep 20	65,833	0-30	L	Philadelphia Eagles	Veterans Stadium	
Sep 27	78,064	12-0	W	Cleveland Browns	Cleveland Stadium	
Oct 4	75,629	20-19	W	Kansas City Chiefs	Mile High Stadium	
Oct 12	56,371	17-34	L	Washington Redskins	RFK Stadium	Monday night
Oct 18	74,827	27-21	W	Houston Oilers	Mile High Stadium	
Oct 25	53,576	21-24	L	San Diego Chargers	Jack Murphy Stadium	
Nov 8	74,678	27-16	W	New York Jets	Mile High Stadium	
Nov 15	75,269	27-13	W	New York Giants	Mile High Stadium	Sunday night
Nov 22	50,011	0-24	L	Los Angeles Raiders	L.A. Coliseum	
Nov 30	51,612	13-16*	L	Seattle Seahawks	Kingdome	Mon. night (*OT)
Dec 6	74,946	27-31	L	Dallas Cowboys	Mile High Stadium	
Dec 12	71,740	17-27	L	Buffalo Bills	Rich Stadium	Saturday
Dec 20	72,570	10-6	W	Seattle Seahawks	Mile High Stadium	
Dec 27	76,240	20-42	L	Kansas City Chiefs	Arrowhead Stadium	
	1,108,833	262-329			(Bye Nov 1)	

1993

HEAD COACH: Wade Phillips

PRESEASON (2-2)

Aug 7	38,020	23-7	W	Tampa Bay Buccaneers	Tampa Stadium	Saturday night
Aug 16	71,921	13-16	L	San Francisco 49ers	Mile High Stadium	Monday night
Aug 20	59,383	34-24	W	Miami Dolphins	Mile High Stadium	Friday night
Aug 27	44,207	9-34	L	Phoenix Cardinals	Sun Devil Stadium	Friday night
	213,531	79-81				

REGULAR SEASON (9-7) (3rd AFC West)

Sep 5	68,130	26-20	W	New York Jets	Giants Stadium	
Sep 12	75,074	34-17	W	San Diego Chargers	Mile High Stadium	

Sep 20	78,453	7-15	L	Kansas City Chiefs	Arrowhead Stadium	Monday night
Oct 3	74,953	35-13	W	Indianapolis Colts	Mile High Stadium	
Oct 10	58,943	27-30	L	Green Bay Packers	Lambeau Field	Sunday night
Oct 18	75,712	20-23	L	Los Angeles Raiders	Mile High Stadium	Monday night
Oct 31	73,644	28-17	W	Seattle Seahawks	Mile High Stadium	
Nov 7	77,818	29-14	W	Cleveland Browns	Cleveland Stadium	
Nov 14	67,329	23-26	L	Minnesota Vikings	Mile High Stadium	
Nov 21	74,840	37-13	W	Pittsburgh Steelers	Mile High Stadium	
Nov 28	57,812	17-9	W	Seattle Seahawks	Kingdome	
Dec 5	60,233	10-13	L	San Diego Chargers	Jack Murphy Stadium	
Dec 12	75,822	27-21	W	Kansas City Chiefs	Mile High Stadium	
Dec 18	53,056	13-3	W	Chicago Bears	Soldier Field	Saturday
Dec 26	73,434	10-17	L	Tampa Bay Buccaneers	Mile High Stadium	
Jan 2	66,904	30-33*	L	Los Angeles Raiders	L.A. Coliseum	*Overtime
	1,112,157	373-284		(Bye Sep 26 and Oct 24)		

1993 AFC WILD CARD PLAYOFF GAME

Jan 9	65,314	24-42	L	Los Angeles Raiders	L.A. Coliseum	
-------	--------	-------	---	---------------------	---------------	--

1994

HEAD COACH: Wade Phillips

PRESEASON (2-3)

Jul 31	37,406	22-25	L	Los Angeles Raiders	Barcelona, Spain (American Bowl)	
Aug 6	72,231	37-16	W	Atlanta Falcons	Mile High Stadium	Saturday night
Aug 12	52,429	3-20	L	San Francisco 49ers	Candlestick Park	Friday night
Aug 21	63,923	10-34	L	Dallas Cowboys	Texas Stadium	
Aug 25	70,075	30-21	W	Arizona Cardinals	Mile High Stadium	Thursday night
	258,695	102-116				

REGULAR SEASON (7-9) (4th AFC West)

Sep 4	74,032	34-37	L	San Diego Chargers	Mile High Stadium	Sunday night
Sep 11	73,436	22-25*	L	New York Jets	Giants Stadium	*Overtime
Sep 18	75,764	16-48	L	Los Angeles Raiders	Mile High Stadium	
Sep 26	75,373	20-27	L	Buffalo Bills	Rich Stadium	Monday night
Oct 9	63,872	16-9	W	Seattle Seahawks	Husky Stadium	
Oct 17	75,151	28-31	L	Kansas City Chiefs	Mile High Stadium	Monday night
Oct 23	61,626	20-15	W	San Diego Chargers	Jack Murphy Stadium	
Oct 30	73,190	26-14	W	Cleveland Browns	Mile High Stadium	
Nov 6	48,103	21-27	L	L.A. Rams	Anaheim Stadium	
Nov 13	71,290	17-10	W	Seattle Seahawks	Mile High Stadium	
Nov 20	70,594	32-28	W	Atlanta Falcons	Mile High Stadium	
Nov 27	69,714	15-13	W	Cincinnati Bengals	Mile High Stadium	
Dec 4	77,631	20-17*	W	Kansas City Chiefs	Arrowhead Stadium	*Overtime
Dec 11	60,016	13-23	L	L.A. Raiders	L.A. Coliseum	
Dec 17	64,884	19-42	L	San Francisco 49ers	Candlestick Park	Saturday
Dec 24	64,445	28-30	L	New Orleans Saints	Mile High Stadium	Saturday
	1,099,121	347-386				

1995

HEAD COACH: Mike Shanahan

PRESEASON (3-2)

July 29	71,182	9-7	W	San Francisco 49ers	Mile High Stadium	Saturday night
Aug 5	48,526	24-10	W	San Francisco 49ers	Tokyo Dome (American Bowl)	Saturday night
Aug 12	57,017	10-19	L	Carolina Panthers	Clemson Stadium	Saturday night
Aug 21	72,451	20-17	W	Dallas Cowboys	Mile High Stadium	Monday night
Aug 25	66,023	17-23	L	Jacksonville Jaguars	Jacksonville Municipal Stadium	Friday night
	315,199	80-76				

REGULAR SEASON (8-8) (4th AFC West)

Sep 3	75,157	22-7	W	Buffalo Bills	Mile High Stadium	Sunday night
Sep 10	64,578	21-31	L	Dallas Cowboys	Texas Stadium	
Sep 17	71,930	38-31	W	Washington Redskins	Mile High Stadium	
Sep 24	58,987	6-17	L	San Diego Chargers	Jack Murphy Stadium	
Oct 1	49,914	10-27	L	Seattle Seahawks	Kingdome	
Oct 8	60,074	37-3	W	New England Patriots	Foxboro Stadium	Sunday night
Oct 16	75,491	27-0	W	Oakland Raiders	Mile High Stadium	Monday night
Oct 22	71,044	7-21	L	Kansas City Chiefs	Mile High Stadium	
Nov 5	71,488	38-6	W	Arizona Cardinals	Mile High Stadium	
Nov 12	60,842	13-31	L	Philadelphia Eagles	Veterans Stadium	Sunday night
Nov 19	74,681	30-27	W	San Diego Chargers	Mile High Stadium	
Nov 26	36,113	33-42	L	Houston Oilers	Astrodome	
Dec 3	72,231	31-23	W	Jacksonville Jaguars	Mile High Stadium	
Dec 10	71,488	27-31	L	Seattle Seahawks	Mile High Stadium	
Dec 17	75,061	17-20	L	Kansas City Chiefs	Arrowhead Stadium	
Dec 24	50,074	31-28	W	Oakland Raiders	Oakland-Alameda County Coliseum	
	1,039,153	388-345				

1996

HEAD COACH: Mike Shanahan

PRESEASON (3-1)

Aug 3	48,577	20-17	W	San Francisco 49ers	3Com Park	Saturday
Aug 10	70,649	40-28	W	Carolina Panthers	Mile High Stadium	Saturday night
Aug 17	56,115	20-3	W	Dallas Cowboys	Texas Stadium	Saturday night
Aug 23	57,665	24-31	L	Jacksonville Jaguars	Mile High Stadium	Friday night
	233,006	104-79				

REGULAR SEASON (13-3) (1st AFC West)

Sep 1	70,595	31-6	W	New York Jets	Mile High Stadium	
Sep 8	43,671	30-20	W	Seattle Seahawks	Kingdome	
Sep 15	71,535	27-23	W	Tampa Bay Buccaneers	Mile High Stadium	Sunday night
Sep 22	79,439	14-17	L	Kansas City Chiefs	Arrowhead Stadium	
Sep 29	51,798	14-10	W	Cincinnati Bengals	Cinergy Field	
Oct 6	75,058	28-17	W	San Diego Chargers	Mile High Stadium	
Oct 20	70,453	45-34	W	Baltimore Ravens	Mile High Stadium	
Oct 27	75,652	34-7	W	Kansas City Chiefs	Mile High Stadium	
Nov 4	61,179	22-21	W	Oakland Raiders	Oakland-Alameda County Coliseum	Mon. night
Nov 10	75,555	17-12	W	Chicago Bears	Mile High Stadium	
Nov 17	59,452	34-8	W	New England Patriots	Foxboro Stadium	
Nov 24	59,142	21-17	W	Minnesota Vikings	Hubert H. Humphrey Metrodome	
Dec 1	74,982	34-7	W	Seattle Seahawks	Mile High Stadium	
Dec 8	60,712	6-41	L	Green Bay Packers	Lambeau Field	
Dec 15	75,466	24-19	W	Oakland Raiders	Mile High Stadium	
Dec 22	46,801	10-16	L	San Diego Chargers	Jack Murphy Stadium	Sunday night
	1,051,490	391-275				

1996 AFC DIVISIONAL PLAYOFF GAME

Jan 4	75,678	27-30	L	Jacksonville Jaguars	Mile High Stadium	Saturday
-------	--------	-------	---	----------------------	-------------------	----------

1997

HEAD COACH: Mike Shanahan

PRESEASON (3-2)

Jul 26	69,739	31-10	W	Buffalo Bills	Mile High Stadium	Saturday night
Aug 4	104,629	19-38	L	Miami Dolphins	Estadio Guillermo Canedo (Mexico City, American Bowl)	Monday night
Aug 9	68,296	23-13	W	Carolina Panthers	Ericsson Stadium	Saturday night
Aug 17	55,354	21-31	L	New England Patriots	Foxboro Stadium	
Aug 23	69,874	31-17	W	San Francisco 49ers	Mile High Stadium	Saturday night
	367,892	125-109				

REGULAR SEASON (12-4) (2nd AFC West)

Aug 31	75,600	19-3	W	Kansas City Chiefs	Mile High Stadium	
Sep 7	55,859	35-14	W	Seattle Seahawks	Kingdome	
Sep 14	74,338	35-14	W	St. Louis Rams	Mile High Stadium	
Sep 21	73,871	38-20	W	Cincinnati Bengals	Mile High Stadium	
Sep 28	48,211	29-21	W	Atlanta Falcons	Georgia Dome	
Oct 6	75,821	34-13	W	New England Patriots	Mile High Stadium	Monday night
Oct 19	57,006	25-28	L	Oakland Raiders	Oakland-Alameda County Coliseum	
Oct 26	78,458	23-20*	W	Buffalo Bills	Rich Stadium	*Overtime
Nov 2	74,212	30-27	W	Seattle Seahawks	Mile High Stadium	
Nov 9	71,408	34-0	W	Carolina Panthers	Mile High Stadium	
Nov 16	77,963	22-24	L	Kansas City Chiefs	Arrowhead Stadium	
Nov 24	75,307	31-3	W	Oakland Raiders	Mile High Stadium	Monday night
Nov 30	54,245	38-28	W	San Diego Chargers	Qualcomm Stadium	Sunday night
Dec 7	59,739	24-35	L	Pittsburgh Steelers	Three Rivers Stadium	
Dec 15	68,461	17-34	L	San Francisco 49ers	3Com Park	Monday night
Dec 21	69,632	38-3	W	San Diego Chargers	Mile High Stadium	
	1,090,131	472-287				

1997 AFC WILD CARD PLAYOFF GAME

Dec 27	74,481	42-17	W	Jacksonville Jaguars	Mile High Stadium	Saturday
--------	--------	-------	---	----------------------	-------------------	----------

1997 AFC DIVISIONAL PLAYOFF GAME

Jan 4	76,965	14-10	W	Kansas City Chiefs	Arrowhead Stadium	
-------	--------	-------	---	--------------------	-------------------	--

1997 AFC CHAMPIONSHIP GAME

Jan 11	61,382	24-21	W	Pittsburgh Steelers	Three Rivers Stadium	
--------	--------	-------	---	---------------------	----------------------	--

SUPER BOWL XXXII

Jan 25	68,912	31-24	W	Green Bay Packers	Qualcomm Stadium, San Diego, Calif.	
--------	--------	-------	---	-------------------	-------------------------------------	--

1998

HEAD COACH: Mike Shanahan

PRESEASON (3-1)

Aug 8	53,842	20-13	W	St. Louis Rams	Trans World Dome	Saturday night
Aug 14	70,937	17-10	W	New Orleans Saints	Mile High Stadium	Friday night
Aug 24	73,183	34-31	W	Green Bay Packers	Mile High Stadium	Monday night
Aug 29	33,194	13-16	L	Tennessee Oilers	Vanderbilt Stadium	Saturday
	231,156	84-70				

REGULAR SEASON (14-2) (1st AFC West)

Sep 7	74,745	27-21	W	New England Patriots	Mile High Stadium	Monday night
Sep 13	75,013	42-23	W	Dallas Cowboys	Mile High Stadium	
Sep 20	56,578	34-17	W	Oakland Raiders	Oakland-Alameda County Coliseum	
Sep 27	71,880	38-16	W	Washington Redskins	Jack Kent Cooke Stadium	
Oct 4	73,218	41-16	W	Philadelphia Eagles	Mile High Stadium	
Oct 11	66,258	21-16	W	Seattle Seahawks	Kingdome	
Oct 25	75,217	37-24	W	Jacksonville Jaguars	Mile High Stadium	
Nov 1	59,974	33-26	W	Cincinnati Bengals	Cinergy Field	
Nov 8	74,925	27-10	W	San Diego Chargers	Mile High Stadium	
Nov 16	78,100	30-7	W	Kansas City Chiefs	Arrowhead Stadium	Monday night
Nov 22	75,325	40-14	W	Oakland Raiders	Mile High Stadium	
Nov 29	66,532	31-16	W	San Diego Chargers	Qualcomm Stadium	Sunday night
Dec 6	74,962	35-31	W	Kansas City Chiefs	Mile High Stadium	
Dec 13	72,336	16-20	L	New York Giants	Giants Stadium	
Dec 21	74,363	21-31	L	Miami Dolphins	Pro Player Stadium	Monday night
Dec 27	74,057	28-21	W	Seattle Seahawks	Mile High Stadium	
	1,143,213	501-309				

1998 AFC DIVISIONAL PLAYOFF GAME

Jan 9	75,729	38-3	W	Miami Dolphins	Mile High Stadium	Saturday
-------	--------	------	---	----------------	-------------------	----------

1998 AFC CHAMPIONSHIP GAME

Jan 17	75,482	23-10	W	New York Jets	Mile High Stadium	
--------	--------	-------	---	---------------	-------------------	--

SUPER BOWL XXXIII

Jan 31	74,803	34-19	W	Atlanta Falcons	Pro Player Stadium, Miami, Fla.	
--------	--------	-------	---	-----------------	---------------------------------	--

1999

HEAD COACH: Mike Shanahan

PRESEASON (3-2)

Aug 7	73,811	20-17	W	San Diego Chargers	Stadium Australia (Sydney, American Bowl)	
Aug 14	67,941	38-7	W	Arizona Cardinals	Mile High Stadium	Saturday night
Aug 23	78,184	12-27	L	Green Bay Packers	Camp Randall Stad., Madison, Wisc.	Monday night
Aug 29	61,893	12-22	L	Dallas Cowboys	Texas Stadium	Sunday night
Sep 3	68,421	34-3	W	San Francisco 49ers	Mile High Stadium	Friday night
	350,250	116-76				

REGULAR SEASON (6-10) (5th AFC West)

Sep 13	75,623	21-38	L	Miami Dolphins	Mile High Stadium	Monday night
Sep 19	78,683	10-26	L	Kansas City Chiefs	Arrowhead Stadium	
Sep 26	65,297	10-13	L	Tampa Bay Buccaneers	Raymond James Stadium	
Oct 3	74,181	13-21	L	New York Jets	Mile High Stadium	
Oct 10	55,704	16-13	W	Oakland Raiders	Network Associates Coliseum	
Oct 17	73,352	31-10	W	Green Bay Packers	Mile High Stadium	
Oct 24	60,011	23-24	L	New England Patriots	Foxboro Stadium	
Oct 31	75,021	20-23	L	Minnesota Vikings	Mile High Stadium	
Nov 7	61,204	33-17	W	San Diego Chargers	Qualcomm Stadium	
Nov 14	66,314	17-20	L	Seattle Seahawks	Kingdome	Sunday night
Nov 22	70,012	27-21*	W	Oakland Raiders	Mile High Stadium	*Overtime/Mon. night
Dec 5	73,855	10-16	L	Kansas City Chiefs	Mile High Stadium	
Dec 13	71,357	24-27	L	Jacksonville Jaguars	ALLTEL Stadium	Monday night
Dec 19	65,987	36-30*	W	Seattle Seahawks	Mile High Stadium	
Dec 25	73,158	17-7	W	Detroit Lions	Silverdome	Saturday
Jan 2	69,278	6-12	L	San Diego Chargers	Mile High Stadium	
	1,109,037	314-318				

2000

HEAD COACH: Mike Shanahan

PRESEASON (4-0)

Aug 5	37,781	31-17	W	Arizona Cardinals	Sun Devil Stadium	Saturday night
Aug 13	75,367	26-20	W	Green Bay Packers	Mile High Stadium	
Aug 19	76,632	36-23	W	Dallas Cowboys	Mile High Stadium	Saturday night
Aug 25	65,016	28-24	W	San Francisco 49ers	3COM Park	Friday night
	254,796	121-84				

REGULAR SEASON (11-5) (2nd AFC West)

Sep 4	65,956	36-41	L	St. Louis Rams	Trans World Dome	Monday night
Sep 10	75,466	42-14	W	Atlanta Falcons	Mile High Stadium	
Sep 17	62,078	33-24	W	Oakland Raiders	Network Associates Coliseum	
Sep 24	74,596	22-23	L	Kansas City Chiefs	Mile High Stadium	
Oct 1	75,684	19-28	L	New England Patriots	Mile High Stadium	
Oct 8	56,079	21-7	W	San Diego Chargers	Qualcomm Stadium	
Oct 15	75,811	44-10	W	Cleveland Browns	Mile High Stadium	
Oct 22	61,603	21-31	L	Cincinnati Bengals	Paul Brown Stadium	
Nov 5	78,305	30-23	W	New York Jets	Giants Stadium	
Nov 13	75,951	27-24	W	Oakland Raiders	Mile High Stadium	Monday night
Nov 19	75,218	38-37	W	San Diego Chargers	Mile High Stadium	
Nov 26	68,661	38-31	W	Seattle Seahawks	Husky Stadium	
Dec 3	64,900	38-23	W	New Orleans Saints	Louisiana Superdome	
Dec 10	75,218	31-24	W	Seattle Seahawks	Mile High Stadium	
Dec 17	78,406	7-20	L	Kansas City Chiefs	Arrowhead Stadium	
Dec 23	76,098	38-9	W	San Francisco 49ers	Mile High Stadium	Saturday
	1,140,030	485-369				

2000 AFC WILD CARD PLAYOFF GAME

Dec 31	69,638	3-21	L	Baltimore Ravens	PSINet Stadium	
--------	--------	------	---	------------------	----------------	--

2001

HEAD COACH: Mike Shanahan

PRESEASON (3-1)

Aug 11	46,883	20-6	W	Dallas Cowboys	Texas Stadium	Saturday night
Aug 20	59,177	7-22	L	Green Bay Packers	Lambeau Field	Monday night
Aug 25	74,063	31-24	W	New Orleans Saints	INVESCO Field at Mile High	Saturday night
Aug 31	73,855	35-7	W	San Francisco	INVESCO Field at Mile High	Friday night
	253,928	93-59				

REGULAR SEASON (8-8) (3rd AFC West)

Sep 10	75,735	31-20	W	New York Giants	INVESCO Field at Mile High	Monday night
Sep 16				<i>**Postponed until Jan. 6 due to terrorist attacks on U.S.**</i>		
Sep 23	50,913	38-17	W	Arizona Cardinals	Sun Devil Stadium	Sunday night
Sep 30	75,082	13-20	L	Baltimore Ravens	INVESCO Field at Mile High	
Oct 7	75,037	20-6	W	Kansas City Chiefs	INVESCO Field at Mile High	
Oct 14	61,837	21-34	L	Seattle Seahawks	Husky Stadium	
Oct 21	67,521	10-27	L	San Diego Chargers	Qualcomm Stadium	
Oct 28	74,750	31-20	W	New England Patriots	INVESCO Field at Mile High	
Nov 5	62,637	28-38	L	Oakland Raiders	Network Associates Coliseum	Monday night
Nov 11	74,951	26-16	W	San Diego Chargers	INVESCO Field at Mile High	
Nov 18	74,622	10-17	L	Washington Redskins	INVESCO Field at Mile High	
Nov 22	64,104	26-24	W	Dallas Cowboys	Texas Stadium	Thursday
Dec 2	73,938	10-21	L	Miami Dolphins	Pro Player Stadium	
Dec 9	74,524	20-7	W	Seattle Seahawks	INVESCO Field at Mile High	Sunday night
Dec 16	77,778	23-26*	L	Kansas City Chiefs	Arrowhead Stadium	Overtime
Dec 30	75,582	23-17	W	Oakland Raiders	INVESCO Field at Mile High	
Jan 6	56,192	10-29	L	Indianapolis Colts	RCA Dome	
	1,115,203	340-339				

SERIES RECORDS VS. OPPONENTS

ARIZONA CARDINALS
(Phoenix Cardinals 1988-93)
(St. Louis Cardinals 1960-1987)
1973—Denver 17, @St. Louis 17
1977—@Denver 7, St. Louis 0
1989—Denver 37, @Phoenix 0
1991—@Denver 24, Phoenix 19
1995—@Denver 38, Arizona 6
2001—Denver 38, @Arizona 17
(Broncos 5, Cardinals 0, 1 tie)

ATLANTA FALCONS
1970—@Denver 24, Atlanta 10
1972—@Atlanta 23, Denver 20
1975—@Atlanta 35, Denver 21
1979—Denver 20, @Atlanta 17 (OT)
1982—Atlanta 34, @Denver 27
1985—Denver 44, @Atlanta 28
1988—@Denver 30, Atlanta 14
1994—@Denver 32, Atlanta 28
1997—Denver 29, @Atlanta 21
1998—Denver 34, @Atlanta 19*
2000—@Denver 42, Atlanta 14
*Super Bowl XXXIII
(Broncos 7, Falcons 3)
(Postseason: Broncos 1, Falcons 0)

BALTIMORE RAVENS
1996—@Denver 45, Baltimore 34
2000—@Baltimore 21, Denver 3*
2001—Baltimore 20, @Denver 13
*AFC Wild Card Game
(Broncos 1, Ravens 1)
(Postseason: Broncos 0, Ravens 1)

BUFFALO BILLS
1960—Denver 27, @Buffalo 21
1960—@Denver 38, Buffalo 38 (tie)
1961—Denver 22, @Buffalo 10
1961—Buffalo 23, @Denver 10
1962—Denver 23, @Buffalo 20
1962—Buffalo 45, @Denver 38
1963—Buffalo 30, @Denver 28
1963—@Buffalo 27, Denver 17
1964—@Buffalo 30, Denver 13
1964—Buffalo 30, @Denver 19
1965—Buffalo 30, @Denver 15
1965—@Buffalo 31, Denver 13
1966—@Buffalo 38, Denver 21
1967—Buffalo 17, @Denver 16
1967—Denver 21, @Buffalo 20
1968—@Denver 34, Buffalo 32
1969—@Buffalo 41, Denver 28
1970—Denver 25, @Buffalo 10
1975—@Buffalo 38, Denver 14
1977—@Denver 26, Buffalo 6
1979—Denver 19, @Buffalo 16
1981—@Buffalo 9, Denver 7
1984—Den 37, @Buffalo 7
1987—@Buf 21, Denver 14
1989—Den 28, @Buffalo 21
1990—@Buffalo 29, Denver 28
1991—@Buffalo 10, Denver 7*
1992—@Buffalo 27, Denver 17
1994—@Buffalo 27, Denver 20
1995—@Buffalo 22, Buffalo 7
1997—Denver 23, @Buffalo 20 (OT)
*AFC Championship
(Broncos 12, Bills 17, 1 tie)
(Postseason: Broncos 0, Bills 1)

CAROLINA PANTHERS
1997—@Denver 34, Carolina 0
(Broncos 1, Panthers 0)

CHICAGO BEARS
1971—@Denver 6, Chicago 3
1973—Chicago 33, @Denver 14
1976—Denver 28, @Chicago 14
1978—@Denver 16, Chicago 7
1981—@Chicago 35, Denver 24
1983—@Chicago 31, Denver 14
1984—@Chicago 27, Denver 0
1987—@Denver 31, Chicago 29
1990—Chicago 16, @Denver 13 (OT)
1993—Denver 13, @Chicago 3
1996—@Denver 17, Chicago 12
(Broncos 6, Bears 5)

CINCINNATI BENGALS
1968—@Cincinnati 24, Denver 10
1968—@Denver 10, Cincinnati 7
1969—Denver 30, @Cincinnati 23
1969—@Denver 27, Cincinnati 16
1971—Cincinnati 24, @Denver 10
1972—@Cincinnati 21, Denver 10
1973—@Denver 28, Cincinnati 10
1975—Cincinnati 17, @Denver 16
1976—@Cincinnati 17, Denver 7
1977—Denver 24, @Cincinnati 13
1979—@Denver 10, Cincinnati 0
1981—@Cincinnati 38, Denver 21
1983—@Denver 24, Cincinnati 17
1984—@Denver 20, Cincinnati 17
1986—@Denver 34, Cincinnati 28
1991—@Denver 45, Cincinnati 14
1994—@Denver 15, Cincinnati 13
1996—Denver 14, @Cincinnati 10
1997—@Denver 38, Cincinnati 20
1998—Denver 33, @Cincinnati 26
2000—@Cincinnati 31, Denver 21
(Broncos 14, Bengals 7)

CLEVELAND BROWNS
1970—Cleveland 27, @Denver 13
1971—Denver 27, @Cleveland 0
1972—Cleveland 27, @Denver 13
1974—@Cleveland 23, Denver 21
1975—@Denver 16, Cleveland 15
1976—@Denver 44, Cleveland 13
1978—Denver 19, @Cleveland 7
1980—Denver 19, @Cleveland 16
1981—@Denver 23, Cleveland 20 (OT)
1983—@Denver 27, Cleveland 6
1984—Denver 24, @Cleveland 14
1986—Denver 23, @Cleveland 20 (OT)*
1987—@Denver 38, Cleveland 33*
1988—@Denver 30, Cleveland 7
1989—@Cleveland 16, Denver 13
1989—@Denver 37, Cleveland 31*
1990—Cleveland 30, @Denver 29
1991—Denver 17, @Cleveland 7
1992—Denver 12, @Cleveland 0
1993—Denver 29, @Cleveland 14
1994—@Denver 26, Cleveland 14
2000—@Denver 44, Cleveland 10
*AFC Championship
(Broncos 14, Browns 5)
(Postseason: Broncos 3, Browns 0)

DALLAS COWBOYS
1973—Dallas 22, @Denver 10
1977—@Dallas 14, Denver 6
1977—Dallas 27, Denver 10*

1980—@Denver 41, Dallas 20
1986—@Denver 29, Dallas 14
1992—Dallas 31, @Denver 27
1995—@Dallas 31, Denver 21
1998—@Denver 42, Dallas 23
2001—Denver 26, @Dallas 24
*Super Bowl XII
(Broncos 4, Cowboys 4)
(Postseason: Broncos 0, Cowboys 1)

DETROIT LIONS
1971—Detroit 24, @Denver 20
1974—Denver 31, @Detroit 27
1978—@Detroit 17, Denver 14
1981—@Denver 27, Detroit 21
1984—Denver 28, @Detroit 7
1987—@Denver 34, Detroit 0
1990—@Detroit 40, Denver 27
1999—Denver 17, @Detroit 7
(Broncos 5, Lions 3)

GREEN BAY PACKERS
1971—@Green Bay 34, Denver 13 (Milw.)
1975—@Denver 23, Green Bay 13
1972—@Cincinnati 16, Green Bay 3
1984—@Denver 17, Green Bay 14
1987—@G. Bay 17, Denver 17 (OT) (Milw.)
1989—@Denver 22, Green Bay 13
1993—@Green Bay 30, Denver 27
1996—@Green Bay 41, Denver 6
1997—Denver 31, Green Bay 24*
1999—@Denver 31, Green Bay 10
*Super Bowl XXXIII
(Broncos 5, Packers 3, 1 tie)
(Postseason: Broncos 1, Packers 0)

INDIANAPOLIS COLTS
(Baltimore Colts 1953-83)
1974—Denver 17, @Baltimore 6
1977—@Denver 27, Baltimore 13
1978—@Baltimore 7, Denver 6
1981—@Denver 28, Baltimore 10
1983—Denver 17, @Baltimore 10
1983—@Denver 21, Baltimore 19
1985—Denver 15, @Indianapolis 10
1988—@Indianapolis 55, Denver 23
1989—@Denver 14, Indianapolis 3
1990—Denver 27, @Indianapolis 17
1993—@Denver 35, Indianapolis 13
2001—@Indianapolis 29, Denver 10
(Broncos 9, Colts 3)

JACKSONVILLE JAGUARS
1995—@Denver 31, Jacksonville 23
1996—Jacksonville 30, @Denver 27*
1997—@Denver 38, Jacksonville 17**
1998—@Denver 37, Jacksonville 24
1999—@Jacksonville 27, Denver 24
*AFC Divisional Playoff
**AFC Wild Card Game
(Broncos 2, Jaguars 1)
(Postseason: Broncos 1, Jaguars 1)

KANSAS CITY CHIEFS
(Dallas Texans 1960-62)
1960—Dallas 17, @Denver 14
1960—@Dallas 34, Denver 7
1961—Dallas 19, @Denver 12
1961—@Dallas 49, Denver 21
1962—Dallas 24, @Denver 3
1962—@Dallas 17, Denver 10
1963—Kansas City 59, @Denver 7
1963—@Kansas City 52, Denver 21

1964—@Denver 33, Kansas City 27
1964—@Miami 24, Denver 7
1966—@Denver 17, Miami 7
1965—Kansas City 31, @Denver 23
1965—@Kansas City 45, Denver 35
1966—@Kansas City 37, Denver 10
1966—Kansas City 56, @Denver 10
1967—@Kansas City 52, Denver 9
1967—Kansas City 38, @Denver 24
1968—@Kansas City 34, Denver 2
1968—Kansas City 30, @Denver 7
1969—Kansas City 26, @Denver 13
1969—@Kansas City 31, Denver 17
1970—@Denver 26, Kansas City 13
1970—@Kansas City 16, Denver 0
1971—Kansas City 16, @Denver 3
1971—@Kansas City 28, Denver 10
1972—Kansas City 45, @Denver 24
1972—@Kansas City 24, Denver 21
1973—@Kansas City 16, Denver 14
1973—@Denver 14, Kansas City 10
1974—Denver 17, @Kansas City 14
1974—Kansas City 42, @Denver 34
1975—@Denver 37, Kansas City 33
1975—@Kansas City 26, Denver 13
1976—Denver 35, @Kansas City 26
1976—@Denver 17, Kansas City 16
1977—@Denver 23, Kansas City 7
1977—Denver 14, @Kansas City 7
1978—Denver 23, @Kansas City 17 (OT)
1978—@Denver 24, Kansas City 3
1979—Denver 24, @Kansas City 10
1979—@Denver 20, Kansas City 3
1980—Kansas City 23, @Denver 17
1980—@Kansas City 31, Denver 14
1981—@Kansas City 28, Denver 14
1981—@Denver 16, Kansas City 13
1982—Kansas City 37, @Denver 16
1983—@Denver 27, Kansas City 24
1983—@Kansas City 48, Denver 17
1984—@Denver 21, Kansas City 0
1984—@Kansas City 16, Denver 13
1985—Denver 30, @Kansas City 10
1985—@Denver 14, Kansas City 13
1986—@Denver 38, Kansas City 17
1986—@Kansas City 37, Denver 10
1987—Denver 26, @Kansas City 17
1987—@Denver 20, Kansas City 17
1988—@Kansas City 20, Denver 13
1988—@Denver 17, Kansas City 11
1989—@Denver 34, Kansas City 20
1989—Denver 16, @Kansas City 13
1990—@Denver 24, Kansas City 23
1990—@Kansas City 31, Denver 20
1991—@Denver 19, Kansas City 16
1991—Denver 24, @Kansas City 20
1992—@Denver 20, Kansas City 19
1992—@Kansas City 42, Denver 20
1993—@Kansas City 15, Denver 7
1993—@Denver 27, Kansas City 21
1994—Kansas City 31, @Denver 28
1994—Denver 20, @Kansas City 17 (OT)
1995—Kansas City 21, @Denver 7
1995—@Kansas City 20, Denver 17
1996—@Kansas City 17, Denver 14
1996—@Denver 34, Kansas City 7
1997—@Denver 19, Kansas City 3
1997—@Kansas City 24, Denver 22
1997—Denver 14, @Kansas City 10*
1998—Denver 30, @Kansas City 7
1998—@Denver 35, Kansas City 31
1999—@Kansas City 26, Denver 10
1999—Kansas City 16, @Denver 10
2000—@Kansas City 23, @Denver 22
2000—@Kansas City 20, Denver 7
2001—@Denver 20, Kansas City 6
2001—@Kansas City 26, Denver 23 (OT)
*AFC Divisional Playoff
(Broncos 35, Chiefs 48)
(Postseason: Broncos 1, Chiefs 0)

MIAMI DOLPHINS
1966—@Miami 24, Denver 7
1966—@Denver 17, Miami 7
1967—@Miami 35, Denver 21
1968—@Denver 21, Miami 14
1969—@Miami 27, Denver 24
1971—@Denver 10, Miami 10
1975—@Miami 14, Denver 13
1985—Miami 30, @Denver 26
1998—@Miami 31, Denver 21
1998—@Denver 38, Miami 3*
1999—Miami 38, @Denver 21
2001—@Miami 21, Denver 10
*AFC Divisional Playoff
(Broncos 2, Dolphins 8, 1 tie)
(Postseason: Broncos 1, Dolphins 0)

MINNESOTA VIKINGS
1972—Minnesota 23, @Denver 20
1978—@Minnesota 12, Denver 9 (OT)
1981—@Denver 19, Minnesota 17
1984—@Denver 42, Minnesota 21
1987—@Minnesota 34, Denver 27
1990—@Minnesota 27, Denver 22
1991—Denver 13, @Minnesota 6
1992—Minnesota 26, @Denver 23
1996—Denver 21, @Minnesota 17
1999—Minnesota 23, @Denver 20
(Broncos 4, Vikings 6)

NEW ENGLAND PATRIOTS
(Boston Patriots 1960-70)
1960—Denver 13, @Boston 10
1960—@Denver 31, Boston 24
1961—@Boston 45, Denver 17
1961—Boston 28, @Denver 24
1962—@Boston 41, Denver 16
1962—Boston 33, @New York 13
1963—@Denver 14, Boston 10
1963—@Boston 40, Denver 21
1964—Boston 39, @Denver 10
1964—@Boston 12, Denver 7
1965—Denver 27, @Boston 10
1965—Boston 28, @Denver 20
1966—Boston 24, @Denver 10
1966—Denver 17, @Boston 10
1967—@Denver 26, Boston 21
1968—Boston 20, @Denver 17
1968—Denver 35, @Boston 14
1969—@Denver 35, Boston 7
1972—@Denver 45, New England 21
1976—@New England 38, Denver 14
1979—@Denver 45, New England 10
1980—@New England 23, Denver 14
1984—@Denver 26, New England 19
1986—@Denver 27, New England 20
1986—@Denver 22, New England 17*
1987—@Denver 31, New England 20
1988—@Denver 21, New England 10
1991—Denver 9, @New England 6
1991—@Denver 20, New England 3
1995—Denver 37, @New England 3
1996—Denver 34, @New England 8
1997—@Denver 34, New England 13
1998—@Denver 27, New England 21
1999—@New England 24, Denver 23
2000—New England 28, @Denver 19
2001—@Denver 31, New England 20
*AFC Divisional Playoff
(Broncos 21, Patriots 14)
(Postseason: Broncos 1, Patriots 0)

NEW ORLEANS SAINTS
1970—Denver 31, @New Orleans 6
1974—@Denver 33, New Orleans 17
1979—@Denver 10, New Orleans 3
1985—@Denver 34, New Orleans 23

1988—@New Orleans 42, Denver 0
1994—New Orleans 30, @Denver 28
2000—Denver 38, @New Orleans 23
(Broncos 5, Saints 2)

NEW YORK GIANTS
1972—@New York 29, Denver 17
1976—@Denver 14, New York 13
1980—Denver 14, @New York 9
1986—@New York 19, Denver 16
1986—New York 39, Denver 20*
1989—New York 14, @Denver 7
1992—@Denver 27, New York 13
1998—@New York 20, Denver 16
2001—@Denver 31, New York 20
*Super Bowl XXI
(Broncos 4, Giants 4)
(Postseason: Broncos 0, Giants 1)

NEW YORK JETS
(New York Titans 1960-62)
1960—@New York 28, Denver 24
1960—New York 30, @Denver 27
1961—@New York 35, Denver 28
1961—@Denver 27, New York 10
1962—Denver 32, @New York 10
1962—New York 46, @Denver 45
1963—Denver 35, New York 35
1963—New York 14, @Denver 9
1964—@New York 30, Denver 6
1964—@Denver 20, Denver 16
1965—@Denver 16, New York 13
1965—@New York 45, Denver 10
1966—New York 16, @Denver 7
1967—New York 38, @Denver 24
1967—Boston 28, @Denver 24
1968—Denver 21, @New York 13
1969—@Denver 21, New York 19
1973—Denver 40, @New York 28
1976—@Denver 46, New York 3
1978—New York 31, @Denver 28
1980—@Denver 31, New York 24
1986—Denver 27, @Boston 10
1992—@Denver 27, New York 16
1993—Denver 26, @New York 20
1994—@New York 25, Denver 22 (OT)
1996—@Denver 31, New York 6
1998—@Denver 23, New York 10*
1999—New York 21, @Denver 13
2000—Denver 30, @New York 23
*AFC Championship
(Broncos 14, Jets 13, 1 tie)
(Postseason: Broncos 1, Jets 0)

OAKLAND RAIDERS
(Los Angeles Raiders 1982-94)
(Oakland Raiders 1960-81)
1960—@Denver 31, Oakland 14
1960—@Oakland 48, Denver 10
1961—@Oakland 33, Denver 19
1961—@Denver 27, Oakland 24
1962—Denver 37, @New England 3
1962—Denver 23, @Oakland 6
1963—Oakland 26, @Denver 10
1963—@Oakland 35, Denver 31
1964—@Oakland 40, Denver 7
1964—@Denver 20, Oakland 20
1965—Oakland 28, @Denver 20
1965—@Oakland 24, Denver 13
1966—Oakland 17, @Denver 3
1966—@Oakland 28, Denver 10
1967—@Oakland 51, Denver 0
1967—Oakland 21, @Denver 7
1968—Oakland 43, @Denver 17
1968—@Oakland 33, Denver 27
1969—Oakland 24, @Denver 14
1969—@Oakland 41, Denver 10

1970—@Oakland 35, Denver 19
 1970—Oakland 24, @Denver 19
 1971—Oakland 27, @Denver 16
 1971—Oakland 21, Denver 13
 1972—Denver 30, @Oakland 23
 1972—Oakland 37, @Denver 20
 1973—@Denver 23, Oakland 23
 1973—@Oakland 21, Denver 17
 1974—Oakland 28, @Denver 17
 1974—Denver 20, @Oakland 17
 1975—Oakland 42, @Denver 17
 1975—@Oakland 17, Denver 10
 1976—Oakland 17, @Denver 10
 1976—@Oakland 19, Denver 3
 1977—Denver 30, @Oakland 7
 1977—Oakland 24, @Denver 14
 1977—@Denver 20, Oakland 17*
 1978—@Denver 14, Oakland 6
 1978—Denver 21, @Oakland 6
 1979—@Oakland 27, Denver 3
 1979—Oakland 14, @Denver 10
 1980—@Oakland 9, Denver 3
 1980—Oakland 24, @Denver 21
 1981—@Denver 9, Oakland 7
 1981—Denver 17, @Oakland 0
 1982—@Los Angeles 27, Denver 10
 1983—Los Angeles 22, @Denver 7
 1983—@Los Angeles 22, Denver 20
 1984—@Denver 16, Los Angeles 13
 1984—Denver 22, @Los Angeles 19 (OT)
 1985—@Los Angeles 31, Denver 28 (OT)
 1985—Los Angeles 17, @Denver 14 (OT)
 1986—@Denver 38, Los Angeles 36
 1986—Denver 21, @Los Angeles 10
 1987—@Denver 30, Los Angeles 14
 1987—Denver 23, @Los Angeles 17
 1988—Los Angeles 30, @Denver 27 (OT)
 1988—@Los Angeles 21, Denver 20
 1989—@Denver 31, Los Angeles 21
 1989—@Los Angeles 16, Denver 13 (OT)
 1990—@Los Angeles 14, Denver 9
 1990—Los Angeles 23, @Denver 20
 1991—@Los Angeles 16, Denver 13
 1991—Los Angeles 17, Denver 16
 1992—@Denver 17, Los Angeles 13
 1992—@Los Angeles 24, Denver 0
 1993—Los Angeles 23, @Denver 20
 1993—@Los Angeles 33, Denver 30 (OT)
 1993—@Los Angeles 42, Denver 24**
 1994—Los Angeles 48, @Denver 16
 1994—@Los Angeles 23, Denver 13
 1995—@Denver 27, Oakland 0
 1995—Denver 31, @Oakland 28
 1996—Denver 22, @Oakland 21
 1996—@Denver 24, Oakland 19
 1997—@Oakland 28, Denver 25
 1997—@Denver 31, Oakland 3
 1998—Denver 34, @Oakland 17
 1998—@Denver 40, Oakland 14
 1999—Denver 16, @Oakland 13
 1999—@Denver 27, Oakland 21 (OT)
 2000—Denver 33, @Oakland 24
 2000—@Denver 27, Oakland 24
 2001—@Oakland 38, Denver 28
 2001—@Denver 23, Oakland 17
***AFC Championship**
****AFC Wild Card Playoff**
(Broncos 31, Raiders 50, 2 ties)
(Postseason: Broncos 1, Raiders 1)

PHILADELPHIA EAGLES
 1971—@Philadelphia 17, Denver 16
 1975—@Denver 25, Philadelphia 10
 1980—@Philadelphia 27, Denver 6
 1983—Philadelphia 13, @Denver 10
 1986—Denver 33, @Philadelphia 7
 1989—Philadelphia 28, @Denver 24

1992—@Philadelphia 30, Denver 0
 1995—@Philadelphia 31, Denver 13
 1998—@Denver 41, Philadelphia 16
(Broncos 3, Eagles 6)

PITTSBURGH STEELERS
 1970—@Denver 16, Pittsburgh 13
 1971—Denver 22, @Pittsburgh 10
 1973—Denver 23, @Pittsburgh 13
 1974—@Denver 35, Pittsburgh 35 (OT)
 1975—@Pittsburgh 20, Denver 9
 1977—@Denver 21, Pittsburgh 7
 1977—@Denver 34, Pittsburgh 21*
 1978—Pittsburgh 21, @Denver 17
 1978—@Pittsburgh 33, Denver 10*
 1979—@Pittsburgh 42, Denver 7
 1983—Denver 14, @Pittsburgh 10
 1984—Pittsburgh 24, @Denver 17*
 1985—Denver 31, @Pittsburgh 23
 1986—Denver 21, @Pittsburgh 10
 1988—@Pittsburgh 39, Denver 23
 1989—@Denver 34, Pittsburgh 7
 1989—@Denver 24, Pittsburgh 23*
 1990—Pittsburgh 34, @Denver 17
 1991—@Denver 20, Pittsburgh 13
 1993—@Denver 37, Pittsburgh 13
 1997—@Pittsburgh 35, Denver 24
 1997—Denver 24, @Pittsburgh 21**
***AFC Divisional Playoff**
****AFC Championship**
(Broncos 10, Steelers 6, 1 tie)
(Postseason: Broncos 3, Steelers 2)

ST. LOUIS RAMS
(Los Angeles Rams 1945-94)
(Cleveland Rams 1937-45)
 1972—Denver 16, @Los Angeles 10
 1974—Los Angeles 17, @Denver 10
 1979—Los Angeles 13, @Denver 9
 1982—Denver 27, @Los Angeles 24
 1985—@Los Angeles 20, Denver 16
 1988—@Denver 35, Los Angeles 24
 1994—@Los Angeles 27, Denver 21
 1997—@Denver 35, St. Louis 14
 2000—@St. Louis 41, Denver 36
(Broncos 4, Rams 5)

SAN DIEGO CHARGERS
(Los Angeles Chargers 1960)
 1960—Los Angeles 23, @Denver 19
 1960—Los Angeles 41, Denver 33
 1961—@San Diego 37, Denver 0
 1961—San Diego 19, @Denver 16
 1962—@Denver 30, San Diego 21
 1962—Denver 23, @San Diego 20
 1963—@Denver 50, San Diego 34
 1963—@San Diego 58, Denver 20
 1964—@San Diego 42, Denver 14
 1964—San Diego 31, @Denver 20
 1965—@San Diego 34, Denver 31
 1965—San Diego 35, @Denver 21
 1966—@San Diego 24, Denver 17
 1966—@Denver 20, San Diego 17
 1967—San Diego 38, @Denver 21
 1967—@San Diego 24, Denver 20
 1968—@San Diego 55, Denver 24
 1968—San Diego 47, @Denver 23
 1969—@Denver 13, San Diego 0
 1969—@San Diego 45, Denver 24
 1970—@San Diego 24, Denver 21
 1970—@Denver 17, San Diego 17
 1971—@Denver 20, San Diego 16
 1971—@San Diego 45, Denver 17
 1972—@San Diego 37, Denver 14
 1972—@Denver 38, San Diego 13
 1973—@Denver 30, San Diego 19
 1973—Denver 42, @San Diego 28

1974—@Denver 27, San Diego 7
 1974—@San Diego 17, Denver 0
 1975—Denver 27, @San Diego 17
 1975—@Denver 13, San Diego 10 (OT)
 1976—@Denver 26, San Diego 0
 1976—Denver 17, @San Diego 0
 1977—Denver 14, @San Diego 10
 1977—@Denver 17, San Diego 9
 1978—@Denver 27, San Diego 14
 1978—@San Diego 23, Denver 0
 1979—@Denver 7, San Diego 0
 1979—@Denver 21, Pittsburgh 7
 1980—San Diego 30, @Denver 13
 1980—Denver 20, @San Diego 13
 1981—@Denver 42, San Diego 24
 1981—@San Diego 34, Denver 17
 1982—@San Diego 23, @Denver 3
 1982—@San Diego 30, Denver 20
 1983—@Denver 14, San Diego 6
 1983—@San Diego 31, Denver 7
 1984—@Pittsburgh 39, Denver 23
 1984—Denver 16, @San Diego 13
 1985—@San Diego 30, Denver 10
 1985—@Denver 30, San Diego 24 (OT)
 1986—Denver 31, @San Diego 14
 1986—San Diego 9, @Denver 3
 1987—Denver 31, @San Diego 17
 1987—@Denver 24, San Diego 0
 1988—@Denver 34, San Diego 3
 1988—Denver 12, @San Diego 0
 1989—@Denver 16, San Diego 10
 1989—@San Diego 19, Denver 16
 1990—@San Diego 19, Denver 7
 1990—@Denver 20, San Diego 10
 1991—@Denver 27, San Diego 19
 1991—Denver 17, @San Diego 14
 1992—@Denver 21, San Diego 13
 1992—@San Diego 24, Denver 21
 1993—@Denver 34, San Diego 17
 1993—@San Diego 13, Denver 10
 1994—San Diego 37, @Denver 34
 1994—Denver 20, @San Diego 15
 1995—@San Diego 17, Denver 6
 1995—@Denver 30, San Diego 27
 1996—@Denver 28, San Diego 17
 1996—@San Diego 16, Denver 10
 1997—Denver 38, @San Diego 28
 1997—@Denver 38, San Diego 3
 1998—@Denver 27, San Diego 10
 1998—Denver 31, @San Diego 16
 1999—Denver 33, @San Diego 17
 1999—San Diego 12, @Denver 6
 2000—Denver 21, @San Diego 7
 2000—@Denver 38, San Diego 37
 2001—@San Diego 27, Denver 10
 2001—@Denver 26, San Diego 16
(Broncos 47, Chargers 36, 1 tie)

SAN FRANCISCO 49ERS
 1970—@San Francisco 19, Denver 14
 1973—San Francisco 36, @Denver 34
 1979—Denver 38, @San Francisco 28
 1982—@Denver 24, San Francisco 21
 1985—@Denver 17, San Francisco 16
 1988—Denver 16, @San Fran. 13 (OT)
 1989—San Francisco 55, Denver 10*
 1994—@San Francisco 42, Denver 19
 1997—@San Francisco 34, Denver 17
 2000—@Denver 38, San Francisco 9
***Super Bowl XXIV**
(Broncos 5, 49ers 4)
(Postseason: Broncos 0, 49ers 1)

SEATTLE SEAHAWKS
 1977—Denver 24, @Seattle 13
 1978—@Denver 28, Seattle 7
 1978—Denver 20, @Seattle 17 (OT)

1979—@Denver 37, Seattle 34
 1979—@Seattle 28, Denver 23
 1980—@Denver 36, Seattle 20
 1980—Denver 25, @Seattle 17
 1981—@Seattle 13, Denver 10
 1981—@Denver 23, Seattle 13
 1982—Seattle 17, @Denver 10
 1982—@Seattle 13, Denver 11
 1983—@Seattle 27, Denver 19
 1983—@Denver 38, Seattle 27
 1983—@Seattle 31, Denver 7*
 1984—Seattle 27, @Denver 24
 1984—Denver 31, @Seattle 14
 1985—@Denver 13, Seattle 10 (OT)
 1985—Denver 27, @Seattle 24
 1986—@Denver 20, Seattle 13
 1986—@Seattle 41, Denver 16
 1987—@Denver 40, Seattle 17
 1987—@Seattle 28, Denver 21
 1988—Seattle 21, @Denver 14
 1988—@Seattle 42, Denver 14
 1989—Denver 24, @Seattle 21 (OT)
 1989—@Denver 41, Seattle 14
 1990—@Denver 34, Seattle 31 (OT)
 1990—@Seattle 17, Denver 12
 1990—@Denver 16, Seattle 10
 1991—@Seattle 13, Denver 10
 1992—@Seattle 16, Denver 13 (OT)
 1992—@Denver 10, Seattle 6
 1993—@Denver 28, Seattle 17
 1993—@Seattle 17, Denver 21
 1994—Denver 16, @Seattle 9
 1994—@Denver 17, Seattle 10
 1995—@Seattle 27, Denver 10
 1995—Seattle 31, @Denver 27
 1996—Denver 30, @Seattle 20
 1996—@Denver 34, Seattle 7
 1997—Denver 35, @Seattle 14
 1997—@Denver 30, Seattle 27
 1998—Denver 21, @Seattle 16
 1998—@Denver 28, Seattle 21
 1999—@Seattle 20, Denver 17
 1999—@Denver 36, Seattle 30 (OT)
 2000—Denver 38, @Seattle 31
 2000—@Denver 31, Seattle 24
 2001—@Seattle 34, Denver 21
 2001—@Denver 20, Seattle 7
***AFC Wild Card Playoff**
(Broncos 32, Seahawks 17)
(Postseason: Broncos 0, Seahawks 1)

TAMPA BAY BUCCANEERS
 1976—@Denver 48, Tampa Bay 13
 1981—Denver 24, @Tampa Bay 7
 1993—Tampa Bay 17, @Denver 10
 1996—@Denver 27, Tampa Bay 23
 1999—@Tampa Bay 13, Denver 10
(Broncos 3, Buccaneers 2)

TENNESSEE TITANS
(Tennessee Oilers 1997-98)
(Houston Oilers 1960-96)
 1960—Houston 45, @Denver 25
 1960—Houston 20, Denver 10
 1961—Houston 55, @Denver 14
 1961—Houston 45, Denver 14
 1962—@Denver 20, Houston 10
 1962—@Houston 34, Denver 17
 1963—@Houston 20, Denver 14
 1963—Houston 33, @Denver 24
 1964—Houston 38, @Denver 17
 1964—@Houston 34, Denver 15
 1965—@Denver 28, Houston 17
 1965—Denver 31, @Houston 21
 1966—@Houston 45, Denver 7
 1966—@Denver 40, Houston 38
 1967—@Houston 10, Denver 6
 1967—Houston 20, @Denver 18
 1968—@Houston 38, Denver 17
 1969—@Houston 24, Denver 21
 1969—@Denver 20, Houston 20
 1970—@Houston 31, Denver 21
 1972—@Denver 30, Houston 17
 1973—Denver 48, @Houston 20
 1974—@Denver 37, Houston 14
 1976—@Houston 17, Denver 3
 1977—Denver 24, @Houston 14
 1979—@Houston 13, Denver 7*
 1980—Houston 20, @Denver 16
 1983—Denver 26, @Houston 14
 1985—@Denver 31, Houston 20
 1987—@Denver 34, Houston 10**
 1991—@Houston 42, Denver 14
 1991—@Denver 26, Houston 24**
 1992—@Denver 27, Houston 21
 1995—@Houston 42, Denver 33
***AFC Wild Card Playoff**
****AFC Divisional Playoff**
(Broncos 11, Oilers 20, 1 tie)
(Postseason: Broncos 2, Oilers 1)

WASHINGTON REDSKINS
 1970—Washington 19, @Denver 3
 1974—@Washington 30, Denver 3
 1980—@Denver 20, Washington 17
 1986—@Denver 31, Washington 30
 1987—Washington 42, Denver 10*
 1989—Denver 14, @Washington 10
 1992—@Washington 34, Denver 3
 1995—@Denver 38, Washington 31
 1998—Denver 38, @Washington 16
 2001—Washington 17, @Denver 10
***Super Bowl XXII**
(Broncos 5, Redskins 4)
(Postseason: Broncos 0, Redskins 1)



BRONCOS' RECORD IN PRIME TIME/HOLIDAYS/OVERTIME

MONDAY NIGHT FOOTBALL

Overall record: 21-25-1
(Home team in caps)

OAKLAND 38, Denver 28, Nov. 5, 2001
DENVER 31, New York Giants 20, Sept. 10, 2001
DENVER 27, Oakland 24, Nov. 13, 2000
ST. LOUIS 41, Denver 36, Sept. 4, 2000
JACKSONVILLE 27, Denver 24, Dec. 13, 1999
DENVER 27, Oakland 21, Nov. 22, 1999
Miami 38, DENVER 21, Sept. 13, 1999
MIAMI 31, Denver 21, Dec. 21, 1998
Denver 30, KANSAS CITY 7, Nov. 16, 1998
DENVER 27, New England 21, Sept. 7, 1998
SAN FRANCISCO 34, Denver 17, Dec. 15, 1997
DENVER 31, Oakland 3, Nov. 24, 1997
DENVER 34, New England 13, Oct. 6, 1997
Denver 22, OAKLAND 21, Nov. 4, 1996
DENVER 27, Oakland 0, Oct. 16, 1995
Kansas City 31, DENVER 28, Oct. 17, 1994
BUFFALO 27, Denver 20, Sept. 26, 1994
L.A. Raiders 23, DENVER 20, Oct. 18, 1993
KANSAS CITY 15, Denver 7, Sept. 20, 1993
SEATTLE 16, Denver 13 (OT), Nov. 30, 1992
WASHINGTON 34, Denver 3, Oct. 12, 1992
Cleveland 30, DENVER 29, Oct. 8, 1990
DENVER 24, Kansas City 23, Sept. 17, 1990
Denver 14, WASHINGTON 10, Nov. 20, 1989
Denver 28, BUFFALO 14, Sept. 18, 1989
INDIANAPOLIS 55, Denver 23, Oct. 31, 1988
L.A. Raiders 30, DENVER 27 (OT), Sept. 26, 1988
DENVER 31, Chicago 29, Nov. 16, 1987
MINNESOTA 34, Denver 27, Oct. 27, 1987
DENVER 30, L.A. Raiders 14, Oct. 12, 1987
NEW YORK JETS 22, Denver 10, Oct. 20, 1986
Denver 21, PITTSBURGH 10, Sept. 15, 1986
DENVER 17, San Francisco 16, Nov. 11, 1985
DENVER 17, Green Bay 14, Oct. 15, 1984
DENVER 19, Minnesota 17, Nov. 2, 1981
OAKLAND 9, Denver 3, Dec. 1, 1980
DENVER 20, Washington 17, Oct. 13, 1980
NEW ENGLAND 23, Denver 14, Sept. 29, 1980
SAN DIEGO 17, Denver 7, Dec. 17, 1979
PITTSBURGH 42, Denver 7, Oct. 22, 1979
DENVER 16, Chicago 7, Oct. 16, 1978
MINNESOTA 12, Denver 9 OT, Sept. 11, 1978
OAKLAND 17, Denver 10, Dec. 8, 1975
DENVER 23, Green Bay 13, Sept. 29, 1975
Kansas City 42, DENVER 34, Nov. 18, 1974
WASHINGTON 30, Denver 3, Sept. 30, 1974
DENVER 23, Oakland 23, Oct. 22, 1973

THANKSGIVING/CHRISTMAS GAMES

Overall record: 3-4-0
(Home team in caps)

Denver 26, DALLAS 24, Thurs., Nov. 22, 2001
Denver 17, DETROIT 7, Sat., Dec. 25, 1999
DETROIT 40, Denver 27, Thurs., Nov. 22, 1990
DETROIT 17, Denver 14, Thurs., Nov. 23, 1978
Denver 31, DETROIT 27, Thurs., Nov. 28, 1974
KANSAS CITY 31, Denver 17, Thurs., Nov. 27, 1969
SAN DIEGO 24, Denver 20, Thurs., Nov. 23, 1967

THURSDAY/SUNDAY NIGHT GAMES

Overall record: 12-10-0
(Home team in caps)

SEATTLE 20, Denver 17, Sun., Nov. 14, 1999
Denver 31, SAN DIEGO 16, Sun., Nov. 29, 1998
Denver 38, SAN DIEGO 28, Sun., Nov. 30, 1997
SAN DIEGO 16, Denver 10, Sun., Dec. 22, 1996
DENVER 27, Tampa Bay 23, Sun., Sept. 15, 1996
PHILADELPHIA 31, Denver 13, Sun., Nov. 12, 1995
Denver 37, NEW ENGLAND 3, Sun., Oct. 8, 1995
DENVER 22, Buffalo 7, Sun., Sept. 3, 1995
San Diego 37, DENVER 34, Sun., Sept. 4, 1994
GREEN BAY 30, Denver 27, Sun., Oct. 10, 1993
DENVER 27, N.Y. Giants 13, Sun., Nov. 15, 1992
DENVER 17, L.A. Raiders 13, Sun., Sept. 6, 1992
DENVER 20, Pittsburgh 13, Sun., Nov. 3, 1991
Denver 13, MINNESOTA 6, Sun., Sept. 29, 1991
SEATTLE 17, Denver; 12, Sun., Dec. 23, 1990
MINNESOTA 27, Denver 22, Sun., Nov. 4, 1990
SEATTLE 42, Denver 14, Sun., Dec. 11, 1988
SEATTLE 28, Denver 21, Sun., Dec. 19, 1987
Denver 27, SEATTLE 24, Fri., Dec. 20, 1985
Denver 24, CLEVELAND 14, Sun., Sept. 16, 1984
L.A. Rams 13, DENVER 9, Thurs., Sept. 6, 1979
DENVER 21, Oakland 6, Sun., Dec. 3, 1978

OVERTIME GAMES

Overall record: 17-10-2
(Home team in caps)

KANSAS CITY, 26, Denver 23, Dec. 16, 2001
DENVER 36, Seattle 30, Dec. 19, 1999
DENVER 27, Oakland 21, Nov. 22, 1999
Denver 23, BUFFALO 20, Oct. 26, 1997
Denver 20, KANSAS CITY 17, Dec. 4, 1994
N.Y. JETS 25, Denver 22, Sept. 11, 1994
LOS ANGELES RAIDERS 33, Denver 30, Jan. 2, 1994
SEATTLE 16, Denver 13, Nov. 30, 1992
Chicago 16, DENVER 13, Nov. 18, 1990
DENVER 34, Seattle 31, Sept. 23, 1990
LOS ANGELES RAIDERS 16, Denver 13, Dec. 3, 1989
Denver 24, SEATTLE 21, Oct. 22, 1989
Denver 16, SAN FRANCISCO 13, Oct. 9, 1988
L.A. Raiders 30, DENVER 27, Sept. 26, 1988
Denver 17, GREEN BAY (Milw.) 17, Sept. 20, 1987
Denver 23, CLEVELAND 20, Jan. 11, 1987*
Los Angeles Raiders 17, DENVER 14, Dec. 8, 1985
LOS ANGELES RAIDERS 31, Denver 28, Nov. 24, 1985
DENVER 30, San Diego 24, Nov. 17, 1985
DENVER 13, Seattle 10, Oct. 20, 1985
Denver 22, LOS ANGELES RAIDERS 19, Oct. 28, 1984
DENVER 23, Cleveland 20, Nov. 8, 1981
Denver 20, ATLANTA 17, Sept. 16, 1979
Denver 23, KANSAS CITY 17, Sept. 24, 1979
Denver 20, SEATTLE 17, Oct. 29, 1978
Denver 23, KANSAS CITY 17, Sept. 24, 1978
MINNESOTA 12, Denver 9, Sept. 11, 1978
DENVER 13, San Diego 10, Nov. 30, 1975
DENVER 35, Pittsburgh 35, Sept. 22, 1974

*(AFC Championship)

DENVER BRONCOS' MISCELLANEOUS WON-LOST STATISTICS

MOST SUCCESSFUL SEASONS (BY CATEGORY)

BEST WINNING PERCENTAGE

1998 — .875 (14-2)
1977 — .857 (12-2)
1996 — .813 (13-3)
1984 — .813 (13-3)
1997 — .750 (12-4)
1991 — .750 (12-4)
1987 — .700 (10-4-1)
2000 — .688 (11-5)
1985 — .688 (11-5)
1986 — .688 (11-5)
1989 — .688 (11-5)

MOST REGULAR SEASON WINS

1998 — 14 wins (2 losses)
1996 — 13 wins (3 losses)
1984 — 13 wins (3 losses)
1997 — 12 wins (4 losses)
1991 — 12 wins (4 losses)
1977 — 12 wins (2 losses)
2000 — 11 wins (5 losses)
1989 — 11 wins (5 losses)
1986 — 11 wins (5 losses)
1985 — 11 wins (5 losses)
1987 — 10 wins (4 losses, 1 tie)

MILESTONE GAMES IN BRONCOS HISTORY
(REGULAR SEASON ONLY)

1ST GAME

September 9, 1960 vs. Boston Patriots (W) 13-10

50TH GAME

November 3, 1963 vs. Buffalo Bills (L) 28-30

100TH GAME

September 10, 1967 at Oakland Raiders (L) 51-0

200TH GAME

October 6, 1974 at Kansas City Chiefs (W) 17-14

300TH GAME

December 21, 1980 at Seattle Seahawks (W) 25-17

400TH GAME

November 29, 1987 at San Diego Chargers (W) 31-17

500TH GAME

January 2, 1994 at Los Angeles Raiders (L) 33-30

600TH GAME

September 24, 2000 vs. Kansas City Chiefs (L) 23-22

BRONCOS ALL-TIME RECORD BY THE MONTH

	REGULAR SEASON			POSTSEASON			
	Home	Road	Total	Home	Road	Neutral	Total
Aug.	1-0-0 (1.000)	0-0-0 (.000)	1-0-0 (1.000)	—	—	—	—
Sept.	51-23-2 (.684)	27-39-1 (.410)	78-62-3 (.556)	—	—	—	—
Oct.	56-30-1 (.649)	37-46-1 (.446)	93-76-2 (.550)	—	—	—	—
Nov.	51-36-3 (.583)	40-42-1 (.488)	91-78-4 (.538)	—	—	—	—
Dec.	38-21-1 (.642)	19-57-0 (.250)	57-78-1 (.423)	2-1 (.667)	0-4 (.000)	—	2-5 (.286)
Jan.	0-1-0 (.000)	0-3-0 (.000)	0-4-0 (.000)	9-1 (.900)	3-2 (.600)	2-4 (.333)	14-7 (.667)
TOTAL	197-111-7 (.637)	123-187-3 (.398)	320-298-10 (.518)	11-2 (.846)	3-6 (.333)	2-4 (.333)	16-12 (.571)


BRONCOS VS. AFC WEST OPPONENTS (SINCE AFL-NFL MERGER, 1970)
(REGULAR SEASON ONLY)

Year	KC	OAK	SD	SEA	TB*	Home	Away	Overall
1970	1-1	0-2	0-1-1	—	—	1-1-1	0-3	1-4-1
1971	0-2	0-2	1-1	—	—	1-2	0-3	1-5
1972	0-2	1-1	1-1	—	—	1-2	1-2	2-4
1973	1-1	0-1-1	2-0	—	—	2-0-1	1-2	3-2-1
1974	1-1	1-1	1-1	—	—	1-2	2-1	3-3
1975	1-1	0-2	2-0	—	—	2-1	1-2	3-3
1976	2-0	0-2	2-0	—	1-0	3-1	2-1	5-2
1977	2-0	1-1	2-0	1-0	—	2-1	4-0	6-1
1978	2-0	2-0	1-1	2-0	—	4-0	3-1	7-1
1979	2-0	0-2	1-1	1-1	—	3-1	1-3	4-4
1980	0-2	0-2	1-1	2-0	—	1-3	2-2	3-5
1981	1-1	2-0	1-1	1-1	—	4-0	1-3	5-3
1982	0-1	0-1	0-2	0-2	—	0-3	0-3	0-6
1983	1-1	0-2	1-1	1-1	—	3-1	0-4	3-5
1984	1-1	2-0	2-0	1-1	—	3-1	3-1	6-2
1985	2-0	0-2	1-1	2-0	—	3-1	2-2	5-3
1986	1-1	2-0	1-1	1-1	—	3-1	2-2	5-3
1987	2-0	2-0	2-0	1-1	—	4-0	3-1	7-1
1988	1-1	0-2	2-0	0-2	—	2-2	1-3	3-5
1989	2-0	1-1	1-1	2-0	—	4-0	2-2	6-2
1990	1-1	0-2	1-1	1-1	—	3-1	0-4	3-5
1991	2-0	0-2	2-0	1-1	—	3-1	2-2	5-3
1992	1-1	1-1	1-1	1-1	—	4-0	0-4	4-4
1993	1-1	0-2	1-1	2-0	—	3-1	1-3	4-4
1994	1-1	0-2	1-1	2-0	—	1-3	3-1	4-4
1995	0-2	2-0	1-1	0-2	—	2-2	1-3	3-5
1996	1-1	2-0	1-1	2-0	—	4-0	2-2	6-2
1997	1-1	1-1	2-0	2-0	—	4-0	2-2	6-2
1998	2-0	2-0	2-0	2-0	—	4-0	4-0	8-0
1999	0-2	2-0	1-1	1-1	—	2-2	2-2	4-4
2000	0-2	2-0	2-0	2-0	—	3-1	3-1	6-2
2001	1-1	1-1	1-1	1-1	—	4-0	0-4	4-4
TOTAL	34-29	27-35-1	41-22-1	32-17	1-0	84-34-2	51-69	135-103-2

* Tampa Bay was a member of the AFC Western Division during the franchise's first year of existence. In 1977, the Buccaneers moved to the NFC Central and the Seattle Seahawks moved from the NFC West to the AFC West.

BRONCOS RECORD BY THE DECADE

	REGULAR SEASON			POSTSEASON		
	Home	Road	Total (Reg. Season)	Home	Road	Neutral
1960s	24-43-3 (.364)	15-54-1 (.221)	39-97-4 (.293)	0-0 (.000)	0-0 (.000)	0-0 (.000)
1970s	43-25-4 (.625)	32-39-1 (.451)	75-64-5 (.538)	2-0 (1.000)	0-2 (.000)	0-1 (.000)
1980s	58-19-0 (.753)	35-39-1 (.473)	93-58-1 (.615)	5-1 (.833)	1-1 (.500)	0-3 (.000)
1990s	60-20-0 (.750)	34-46-0 (.425)	94-66-0 (.588)	4-1 (.800)	2-2 (.500)	2-0 (1.000)
2000s	12-4-0 (.750)	7-9-0 (.438)	19-13-0 (.594)	0-0 (.000)	0-1 (.000)	0-0 (.000)
Overall	197-111-7 (.637)	123-187-3 (.398)	320-298-10 (.518)	11-2 (.846)	3-6 (.333)	2-4 (.333)



YEAR-BY-YEAR FINAL STATISTICS (1960-2001)

1960 FINAL STATISTICS (4-9-1)

Date	W/L	Score	Opponent	Attend.	RUSHING	No.	Yds.	Avg	LG	TD
Sept 9	W	13-10	at Boston	21,597	Rolle	130	501	3.9	57	2
Sept 18	W	27-21	at Buffalo	15,229	Mingo	83	323	3.9	39	4
Sept 23	L	24-28	at N.Y. Titans	20,462	Bell	43	238	5.5	68	0
Oct 2	W	31-14	Oakland	18,372	Carmichael	41	211	5.1	47	2
Oct 16	L	19-23	L.A. Chargers	19,141	Stransky	28	78	2.8	16	0
Oct 23	W	31-24	Boston	12,683	Wegert	5	37	7.4	32	0
Oct 30	L	14-17	Dallas Texans	13,002	Carpenter	4	13	3.3	9	0
Nov 6	L	25-45	Houston	14,489	McNamara	17	33	1.9	7	1
Nov 13	L	7-34	at Dallas Texans	21,000	Brodnax	15	18	1.2	7	0
Nov 20	L	10-20	at Houston	20,778	Allen	30	18	0.6	4	1
Nov 27	T	38-38	Buffalo	7,785	Taylor	2	-6	-3.0	--	0
Dec 4	L	27-30	N.Y. Titans	5,861	Herring	5	-46	-9.2	--	0
Dec 10	L	33-41	at L.A. Chargers	9,928	Tripucka	37	-226	-6.1	--	0
Dec 16	L	10-48	at Oakland	7,000	BRONCOS	440	1195	2.7	68	10
					OPPONENTS	541	2145	4.0	--	23

TEAM STATISTICS

	Den	Opp
TOTAL FIRST DOWNS	248	254
Rushing	84	112
Passing	141	123
Penalty	23	19
TOTAL NET YARDS	4442	5132
Avg. Per Game	317.3	366.5
NET YARDS RUSHING	1195	2145
Avg. Per Game	85.4	153.2
Total Rushes	440	541
NET YARDS PASSING	3247	2987
Avg. Per Game	231.9	213.4
Att./Completions	508/259	386/188
Completion Pct.	51.0	48.7
Had Intercepted	35	27
PUNTS/AVERAGE	70/37.3	67/39.0
PENALTIES/YARDS	54/501	62/633
FUMBLES/BALL LOST	32/17	26/17
TOUCHDOWNS	37	49
Rushing	10	19
Passing	24	25
Defense/Returns	3	5

Score By Periods

	1	2	3	4	OT	Total
BRONCOS	42	93	86	88		309
OPPONENTS	96	108	90	99		393

SCORING

	TD	Ru	Pa	Rt	PAT	FG	S	TP
Mingo	6	4	1	1	33/36	18/28		123
Taylor	12	0	12	0	0/0	0/0		72
Carmichael	7	2	5	0	0/0	0/0		42
Rolle	3	2	1	0	0/0	0/0		18
McNamara	2	1	1	0	0/0	0/0		12
Allen	1	1	0	0	0/0	0/0		6
Brodnax	1	0	1	0	0/0	0/0		6
Carpenter	1	0	1	0	0/0	0/0		6
Greer	1	0	1	0	0/0	0/0		6
Pyeatt	1	0	0	1	0/0	0/0		6
Yelverton	1	0	0	1	0/0	0/0		6
Jessup	1	0	1	0	0/0	0/0		6
BRONCOS	37	10	24	3	33/36	18/28		309
OPPONENTS	49	19	25	5	44/47	17/27		393

SACKS: Yelverton 6, Day 2, King 2, McFaddin 1.5, Hatley 1.5, Gavin 1, Nichols 1, Davis 1, Young 0.5, Team 7. **TOTAL: 23.5**

RECEIVING

	No.	Yds	Avg	LG	TD
Taylor	92	1235	13.4	80	12
Carmichael	32	616	19.3	59	5
Carpenter	29	350	12.1	36	1
Rolle	21	122	5.8	33	1
Greer	22	284	12.9	33	1
Mingo	19	156	8.2	18	1
Jessup	9	120	13.3	26	1
Epperson	11	99	9.0	16	0
McNamara	7	143	20.4	55	1
Allen	5	34	6.8	17	0
Brodnax	5	39	7.8	19	1
Stransky	3	11	3.7	11	0
Carothers	2	25	12.5	20	0
Bell	2	13	6.5	11	0
BRONCOS	259	3247	12.5	80	24
OPPONENTS	188	2987	15.8	--	25

INTERCEPTIONS

	No.	Yds	Avg	LG	TD
Gonsoulin	11	98	8.9	--	0
McNamara	4	63	15.8	--	0
Pyeatt	4	60	15.0	--	1
Romine	3	69	23.0	--	0
King	2	18	9.0	--	0
Alliston	1	65	65.0	65	0
Doyle	1	24	24.0	24	0
Yelverton	1	20	20.0	20	1
BRONCOS	27	417	15.4	65	2
OPPONENTS	35	340	9.7	--	3

PUNTING

	No.	Yds	Avg	LG	B
Herring	70	2610	37.3	70	0
OPPONENTS	67	2611	39.0	--	0

PUNT RETURNS

	Ret	Yds	Avg	LG	TD
Carmichael	15	101	6.7	--	0
McNamara	11	68	6.2	--	0
Mingo	3	92	30.7	176	1
BRONCOS	29	261	9.0	176	1
OPPONENTS	20	149	7.5	--	1

KICKOFF RETURNS

	No.	Yds	Avg	LG	TD
Carmichael	22	581	26.4	58	0
Mingo	9	209	23.2	--	0
McNamara	9	192	21.3	--	0
Wegert	6	143	23.8	--	0
Stransky	7	153	21.9	--	0
Brodnax	5	117	23.4	--	0
Allen	5	72	14.4	--	0
Bell	2	60	30.0	--	0
Greer	1	11	11.0	11	0
Strickland	1	9	9.0	9	0
BRONCOS	67	1547	23.1	58	0
OPPONENTS	54	1087	20.1	--	1

PASSING

	Att.	Comp.	Yds.	Cmp.%	Yd./Att.	TD	TD%	Int.	Int.%	LG
Tripucka	478	248	3038	51.9	6.36	24	5.0	34	7.1	80
Herring	22	9	137	40.9	6.23	0	0.0	1	4.5	21
Mingo	7	1	46	14.3	5.57	0	0.0	0	0.0	46
Carmichael	1	1	26	100.0	26.00	0	0.0	0	0.0	26
BRONCOS	508	259	3247	51.0	6.39	24	4.7	35	6.9	80
OPPONENTS	386	188	2987	48.7	7.69	25	6.0	27	6.5	--

1961 FINAL STATISTICS (3-11)

Date	W/L	Score	Opponent	Attend.	RUSHING	No.	Yds.	Avg	LG	TD
Sept 10	W	22-10	at Buffalo	16,636	Stone	127	505	4.0	34	4
Sept 16	L	17-45	at Boston	14,479	Bukaty	76	187	2.5	45	5
Sept 24	L	28-35	at N.Y. Titans	14,381	Ames	19	114	6.0	26	0
Oct 1	L	19-33	at Oakland	8,361	Frazier	23	110	4.8	43	1
Oct 8	L	12-19	Dallas	14,500	Herring	15	74	4.9	20	2
Oct 15	W	27-24	Oakland	11,129	Mingo	18	51	2.8	15	0
Oct 22	W	27-10	N.Y. Titans	12,508	Sturm	8	31	3.9	9	0
Oct 29	L	0-37	at San Diego	32,584	Carmichael	15	24	1.6	8	0
Nov 5	L	14-55	Houston	11,564	Traynham	6	12	2.0	8	0
Nov 12	L	16-19	San Diego	7,859	Stinnette	19	8	0.4	9	0
Nov 19	L	10-23	Buffalo	7,645	Allen	3	-4	-1.3	2	0
Nov 26	L	14-45	at Houston	27,874	Tripucka	4	-8	-2.0	0	0
Dec 3	L	24-28	Boston	9,303	BRONCOS	333	1104	3.3	45	11
Dec 10	L	21-49	at Dallas	8,000	OPPONENTS	435	1633	3.8	--	17

TEAM STATISTICS

	Den	Opp
TOTAL FIRST DOWNS	219	233
Rushing	66	83
Passing	127	127
Penalty	26	23
TOTAL NET YARDS	3811	4418
Avg. Per Game	272.2	335.0
NET YARDS RUSHING	1091	1633
Avg. Per Game	77.9	116.6
Total Rushes	333	435
Avg. Per Rush	3.3	3.7
NET YARDS PASSING	2720	2785
Avg. Per Game	194.3	198.9
Att./Completions	568/265	474/194
Completion Pct.	46.7	40.9
Had Intercepted	45	26
PUNTS/AVERAGE	80/39.3	77/40.5
PENALTIES/YARDS	60/560	98/799
FUMBLES/BALL LOST	32/18	23/14
TOUCHDOWNS	32	56
Rushing	11	17
Passing	18	30
Defense/Returns	3	9
PAT (Total)	28	37
Kicking	27/27	36/38
Running	0/1	1/1
Passing	1/1	0/1
FIELD GOALS	8/25	13/26

Score By Periods

	1	2	3	4	OT	Total
BRONCOS	52	34	37	128		251
OPPONENTS	75	143	95	119		432

SCORING

	TD	Ru	Pa	Rt	PAT	FG	S	TP
Frazier	8	1	6	1	0/0	0/0		50
Stone	8	4	4	--	0/0	0/0		48
Bukaty	5	5	0	--	0/0	0/0		32
Mingo	2	0	2	--	11/11	3/10		32
Hill	0	0	0	--	16/16	5/15		31
Taylor	4	0	4	--	0/0	0/0		24
Herring								

1962 FINAL STATISTICS (7-7)

Date	W/L	Score	Opponent	Attend.	RUSHING	No.	Yds.	Avg	LG	TD
Sept 7	W	30-21	San Diego	28,000	Stone	94	360	3.8	27	3
Sept 15	W	23-20	at Buffalo	30,577	Dickinson	73	247	3.4	42	0
Sept 21	L	16-41	at Boston	21,038	Mingo	54	287	5.3	82	4
Sept 30	W	32-10	at N.Y. Titans	17,213	Frazier	39	168	4.3	35	2
Oct 5	W	44-7	Oakland	22,452	Olszewski	33	114	3.4	46	0
Oct 14	W	23-6	at Oakland	7,000	Stinnette	21	87	4.1	14	1
Oct 21	W	20-10	Houston	34,496	Shaw	4	10	2.5	9	1
Oct 28	L	38-45	Buffalo	26,051	Tripucka	2	-1	-5	1	1
Nov 4	W	23-20	at San Diego	20,827	Taylor	2	26	13.0	18	0
Nov 11	L	29-33	Boston	28,187	BRONCOS	322	1298	4.0	82	12
Nov 18	L	3-24	Dallas	23,523	OPPONENTS	439	1868	4.3	--	11
Nov 22	L	45-46	N.Y. Titans	15,776	RECEIVING	No.	Yds	Avg	LG	TD
Dec 2	L	17-34	at Houston	30,650	Taylor	77	908	11.8	45	4
Dec 9	L	10-17	at Dallas	19,137	Dickinson	60	554	9.2	33	4

TEAM STATISTICS	Den	Opp
TOTAL FIRST DOWNS	270	234
Rushing	72	88
Passing	177	131
Penalty	21	15
TOTAL NET YARDS	4702	4358
Avg. Per Game	336.2	324.4
NET YARDS RUSHING	1298	1868
Avg. Per Game	93.1	133.4
Total Rushes	322	439
Avg. Per Rush	4.0	4.3
NET YARDS PASSING	3404	2670
Avg. Per Game	243.1	190.7
Att./Completions	559/292	423/202
Completion Pct.	52.2	47.8
Had Intercepted	40	27
PUNTS/AVERAGE	59/43.6	65/41.9
PENALTIES/YARDS	64/613	76/678
FUMBLES/BALL LOST	28/14	34/19
TOUCHDOWNS	39	41
Rushing	12	11
Passing	21	24
Defense>Returns	6	6
PAT (Total)	32	54
Kicking	27	52
Passing	4	0
Running	2	2
FIELD GOALS	27/39	16/27

Score By Periods	1	2	3	4	OT	Total
BRONCOS	48	94	61	150		353
OPPONENTS	64	105	58	107		334

SCORING	TD	Ru	Pa	Rt	PAT	FG	S	TP
Mingo	4	4	0	32/34	27/39	0	137	
Scarpitto	6	0	6	0/0	0/0	0	36	
Stone	5	3	2	0/0	0/0	0	30	
Dickinson	4	0	4	0/0	0/0	0	24	
Taylor	4	0	4	0/0	0/0	0	24	
Frazier	3	2	1	0/0	0/0	0	18	
Tarr	2	0	2	0/0	0/0	0	12	
McMillin	2	0	0	2/0	0/0	0	12	
Prebola	1	0	1	0/0	0/0	0	8	
Tripucka	1	1	0	0/0	0/0	0	6	
Shaw	1	1	0	0/0	0/0	0	6	
Olszewski	1	0	1	0/0	0/0	0	6	
Stinnette	1	1	0	0/0	0/0	0	6	
Zeman	1	0	0	1/0	0/0	0	6	
Gonsoulin	1	0	0	1/0	0/0	0	6	
McGeever	1	0	0	1/0	0/0	0	6	
McFadin	1	0	0	1/0	0/0	0	6	
Fraser	0	0	0	2/2	0/0	0	2	
BRONCOS	39	12	21	6	34/36	27/39	0	353
OPPONENTS	41	11	24	6	36/38	16/27	0	334

PASSING	Att.	Comp.	Yds.	Cmp.%	Yd./Att.	TD	TD%	Int.	Int.%	LG
Tripucka	440	240	2917	54.5	6.64	17	3.9	25	5.7	96
Shaw	110	49	783	44.5	7.12	4	3.6	14	12.7	97
Stone	3	1	13	33.3	4.33	0	0.0	0	0.0	13
Mingo	2	1	18	50.0	9.0	0	0.0	1	50.0	18
Enis	2	1	8	50.0	4.0	0	0.0	0	0.0	8
Taylor	2	0	0	0.0	0.0	0	0.0	0	0.0	0
Yards Lost Attempting to Pass (-335)										
BRONCOS	559	292	3404	52.2	5.09	21	3.8	40	7.2	97
OPPONENTS	423	202	2897	47.8	6.85	24	5.7	27	6.4	--

INTERCEPTIONS	No.	Yds	Avg	LG	TD
Gonsoulin	7	88	12.6	164	1
Zeman	6	133	22.2	55	1
McMillin	4	117	29.3	48	1
McDaniel	4	37	9.3	18	0
McGeever	2	63	31.5	48	1
Gavin	1	35	35.0	35	0
Cash	1	5	5.0	5	0
Erlandson	1	3	3.0	3	0
Fraser	1	2	2.0	2	0
BRONCOS	27	483	17.9	164	4
OPPONENTS	40	421	10.5	--	5

PUNTING	No.	Yds	Avg	LG	B
Fraser	54	2400	44.4	75	--
McDaniel	5	173	34.6	39	--
BRONCOS	59	2573	43.6	75	--
OPPONENTS	65	2724	41.9	--	--

SACKS: Holz 5, Gavin 3, Stalcup 3, McFaddin 2.5, McDaniel 2.5, Roland 2, Lassiter 2, Cash 1.5, Fraser 1, Erlandson 0.5, Team 2. **TOTAL:** 25

1963 FINAL STATISTICS (2-11-1)

Date	W/L	Score	Opponent	Attend.	RUSHING	No.	Yds.	Avg	LG	TD
Sept 7	L	7-59	Kansas City	21,115	Joe	154	649	4.2	68	4
Sept 14	L	14-20	at Houston	23,147	Stone	96	382	3.9	39	3
Sept 29	W	14-10	Boston	18,636	Slaughter	32	124	3.9	19	1
Oct 6	W	50-34	San Diego	18,428	Dixon	23	105	4.5	18	2
Oct 13	L	24-33	Houston	24,087	Mingo	24	90	3.7	17	0
Oct 18	L	21-40	at Boston	25,418	Breaux	10	51	5.1	15	0
Oct 26	T	35-35	at N.Y. Jets	20,377	Mitchell	23	45	2.0	7	0
Nov 3	L	28-30	Buffalo	19,424	Dickinson	6	32	5.3	13	0
Nov 9	L	17-27	at Buffalo	30,989	Gaiters	9	20	2.2	8	0
Nov 17	L	9-14	N.Y. Jets	14,247	Walker	2	14	7.0	9	0
Nov 28	L	10-26	Oakland	14,763	McCormick	3	-5	-1.7	-2	0
Dec 8	L	21-52	at Kansas City	17,443	Barnes	(lateral) 0	2	--	2	0
Dec 15	L	31-35	at Oakland	15,223	BRONCOS	382	1509	4.0	68	10
Dec 22	L	20-58	at San Diego	31,312	OPPONENTS	420	1687	4.0	--	15

TEAM STATISTICS	Den	Opp
TOTAL FIRST DOWNS	230	254
Rushing	84	92
Passing	133	145
Penalty	13	17
TOTAL NET YARDS	3991	5081
Avg. Per Game	285.1	362.9
NET YARDS RUSHING	1504	1687
Avg. Per Game	107.4	120.5
Total Rushes	382	420
Avg. Per Rush	3.9	4.0
NET YARDS PASSING	2487	3394
Avg. Per Game	177.6	242.4
Att./Completions	453/217	408/204
Completion Pct.	47.9	50.0
Had Intercepted	28	15
PUNTS/AVERAGE	81/44.4	61/43.7
PENALTIES/YARDS	65/548	61/516
FUMBLES/BALL LOST	34/16	33/20
TOUCHDOWNS	36	61
Rushing	10	15
Passing	23	40
Kickoff Returns	1	1
Pass Interceptions	1	2
Fumble Returns	1	3
Safety	0	2
PAT (Total)	37	57
Kicking	35	55
Running	0	0
Passing	13	17
FIELD GOALS	16/29	15/32

Score By Periods	1	2	3	4	OT	Total
BRONCOS	40	96	64	101		301
OPPONENTS	121	113	127	112		473

SCORING	TD	Ru	Pa	Rt	PAT	FG	S	TP
Mingo	0	0	0	0	35/35	16/29	0	83
Taylor	10	0	10	0	0/0	0/0	0	60
Joe	5	4	1	0	0/0	0/0	0	30
Scarpitto	5	0	5	0/0	0/0	0/0	0	30
Stone	4	3	1	0	0/0	0/0	0	24
Groman	3	0	3	0	0/0	0/0	0	18
Prebola	2	0	2	0	0/0	0/0	0	14
Dixon	2	2	0	0	0/0	0/0	0	12
Gonsoulin	1	0	0	1	0/0	0/0	0	6
Mitchell	1	0	0	1	0/0	0/0	0	6
McFadin	1	0	0	1	0/0	0/0	0	6
Slaughter	1	1	0	0	0/0	0/0	0	6
OTHERS	1	0	0	0	0/0	0/0	0	6
BRONCOS	36	10	23	3	35/35	16/29	0	301
OPPONENTS	61	15	40	6	55/56	15/32	2	473

PASSING	Att.	Comp.	Yds.	Cmp.%	Yd./Att.	TD	TD%	Int.	Int.%	LG
Slaughter	223	112	1689	50.2	7.57	12	5.4	14	6.3	74
Breaux	138	70	935	50.7	6.76	7	5.1	6	4.3	71
McCormick	72	28	417	48.8	5.79	4	5.6	3	4.2	72
Stone	3	0	0	0.0	0.00	0	0.0	0	0.0	--
Taylor	1	0	0	0.0	0.00	0	0.0	0	0.0	--
Mingo	1	0	0	0.0	0.00	0	0.0	0	0.0	--
OTHERS	15	7	31	46.6	2.07	0	0.0	5	33.3	14
Yards Lost Attempting to Pass (-590)										

1964 FINAL STATISTICS (2-11-1)

Date	W/L	Score	Opponent	Attend.	RUSHING	No.	Yds.	Avg	LG	TD
Sept 12	L	6-30	at N.Y. Jets	45,665	Mitchell	174	590	3.4	33	5
Sept 20	L	13-30	at Buffalo	28,501	Joe	111	415	3.7	51	2
Sept 27	L	17-38	Houston	22,651	Lee	43	164	3.8	16	3
Oct 4	L	10-39	Boston	15,485	Slaughter	20	58	2.9	18	0
Oct 11	W	33-27	Kansas City	16,285	Mingo	6	26	4.3	9	0
Oct 18	L	14-42	at San Diego	23,332	Stone	12	26	2.2	5	0
Oct 25	L	7-40	at Oakland	17,858	Dixon	18	25	1.4	17	0
Nov 1	L	39-49	at Kansas City	15,053	Scarpitto	1	5	5.0	5	0
Nov 8	L	20-31	San Diego	19,670	Barry	3	7	2.3	11	0
Nov 15	W	20-16	N.Y. Jets	11,309	BRONCOS	388	1316	3.4	51	10
Nov 20	L	7-12	at Boston	24,979	OPPONENTS	419	2072	4.9	58	21
Nov 29	T	20-20	Oakland	15,958						
Dec 13	L	19-30	Buffalo	14,431						
Dec 20	L	15-34	at Houston	15,839						

TEAM STATISTICS	Den	Opp
TOTAL FIRST DOWNS	211	270
Rushing	75	100
Passing	118	146
Penalty	18	24
TOTAL NET YARDS	3348	4970
Avg. Per Game	239.1	355.0
Total Plays	905	902
Avg. Gain Per Play	3.7	5.5
NET YARDS RUSHING	1316	2072
Avg. Per Game	94.0	148.0
Total Rushes	388	419
Avg. Per Rush	3.4	4.9
NET YARDS PASSING	2032	2898
Avg. Per Game	145.1	207.0
Att./Completions	455/230	439/217
Completion Pct.	50.5	49.4
Had Intercepted	32	32
PUNTS/AVERAGE	81/43.2	59/41.6
PENALTIES/YARDS	76/774	63/573
FUMBLES/BALL LOST	28/8	40/21
TOUCHDOWNS	28	52
Rushing	10	21
Passing	14	29
Punt Returns	1	1
Pass Interceptions	1	1
Fumble Returns	2	0
Safety	1	4
PAT (Total)	25	52
Kicking	22/25	52/52
Running	1	0
Passing	2	0
FIELD GOALS	14/33	22/25

SCORING	TD	Ru	Pa	Rt	PAT	FG	S	TP
Taylor	7	0	7	0	0/0	0/0	0	42
Mitchell	6	5	1	0	0/0	0/0	0	36
Mingo	0	0	0	0	9/10	8/12	0	33
Guesman	0	0	0	0	13/15	6/21	0	31
Scarpitto	4	0	4	0	0/0	0/0	0	24
Lee	3	3	0	0	0/0	0/0	0	18
Joe	2	2	0	0	0/0	0/0	0	14
Denson	1	0	1	0	0/0	0/0	0	8
Dixon	1	0	1	0	0/0	0/0	0	6
Barry	1	0	0	1	0/0	0/0	0	6
Janik	1	0	0	1	0/0	0/0	0	6
McMillin	1	0	0	1	0/0	0/0	0	6
Cooke	1	0	0	1	0/0	0/0	0	6
Slaughter	0	0	0	0	0/0	0/0	0	2
OTHERS	0	0	0	0	0/0	0/0	1	2
BRONCOS	28	10	14	4	22/25	14/33	1	240
OPPONENTS	52	21	29	2	52/52	22/25	4	438

PASSING	Att.	Comp.	Yds.	Cmp.%	Yd./Att.	TD	TD%	Int.	Int.%	LG
Lee	265	133	1622	50.2	6.12	11	4.2	20	7.5	82
Slaughter	188	97	930	51.6	4.95	3	1.6	11	5.9	39
Mitchell	1	0	0	0.0	0.00	0	0.0	0	0.0	0
Taylor	1	0	0	0.0	0.00	0	0.0	1	100.0	0
<i>Yards Lost Attempting to Pass (-520)</i>										
BRONCOS	455	230	2032	50.5	4.47	14	3.1	32	7.0	82
OPPONENTS	439	217	2898	49.4	6.60	29	6.6	32	7.0	66

1965 FINAL STATISTICS (4-10)

Date	W/L	Score	Opponent	Attend.	RUSHING	No.	Yds.	Avg	LG	TD
Sept 11	L	31-34	at San Diego	27,022	Gilchrist	252	954	3.8	44	6
Sept 19	L	15-30	Buffalo	30,682	Hayes	130	526	4.1	43	5
Sept 24	W	27-10	at Boston	26,782	Haynes	41	166	4.1	47	3
Oct 3	W	16-13	N.Y. Jets	34,988	Scarpitto	4	-4	23.5	44	0
Oct 10	L	23-31	Kansas City	31,001	Slaughter	20	75	3.8	13	0
Oct 17	W	28-17	Houston	32,492	Barry	2	19	9.5	11	0
Oct 24	L	13-31	at Buffalo	45,046	Lee	2	1	0.5	2	0
Oct 31	L	10-45	at N.Y. Jets	53,717	McCormick	1	-2	-2.0	-2	0
Nov 7	L	21-35	San Diego	33,073	Denson	1	-4	-4.0	-4	0
Nov 14	W	31-21	at Houston	28,126	BRONCOS	453	1829	4.0	47	14
Nov 21	L	20-28	Oakland	30,369	OPPONENTS	384	1337	3.5	41	24
Dec 5	L	13-24	at Oakland	19,023						
Dec 12	L	20-28	Boston	27,207						
Dec 19	L	35-45	at Kansas City	14,421						

TEAM STATISTICS	Den	Opp
TOTAL FIRST DOWNS	255	244
Rushing	111	87
Passing	117	138
Penalty	27	19
TOTAL NET YARDS	4469	4297
Avg. Per Game	319.2	306.9
Total Plays	959	850
Avg. Gain Per Play	4.7	5.1
NET YARDS RUSHING	1829	1337
Avg. Per Game	130.6	95.5
Total Rushes	453	384
Avg. Per Rush	4.0	3.5
NET YARDS PASSING	2640	2960
Avg. Per Game	188.6	211.4
Att./Completions	482/222	440/202
Completion Pct.	46.1	45.9
Had Intercepted	30	25
PUNTS/AVERAGE	68/42.3	73/45.8
PENALTIES/YARDS	69/750	86/836
FUMBLES/BALL LOST	29/16	27/14
TOUCHDOWNS	38	50
Rushing	14	24
Passing	18	23
Punt Returns	1	1
Pass Interceptions	3	2
Fumble Returns	2	0
Safety	0	0
PAT (Total)	34	50
Kicking	32/32	50/50
Running	1/2	0/0
Passing	1/4	0/0
FIELD GOALS	13/29	14/23

INTERCEPTIONS	No.	Yds	Avg	LG	TD
Gonsoulin	6	91	15.2	32	0
Griffin	4	109	27.3	44	1
Wilson	3	118	39.3	65	1
Cooke	3	36	12.0	28	0
Farr	2	22	11.0	17	0
Brown	2	18	9.0	18	0
McGeever	1	36	36.0	36	0
Bramlett	1	25	25.0	125	1
Hopkins	1	7	7.0	7	0
Erlandson	1	3	3.0	3	0
Janerette	1	0	0.0	0	0
BRONCOS	25	465	18.6	65	3
OPPONENTS	30	426	14.2	--	2

PUNTING	No.	Yds	Avg	LG	B
Scarpitto	67	2833	42.3	67	0
McCormick	1	45	45.0	45	0
BRONCOS	68	2878	42.3	67	0
OPPONENTS	73	3347	45.8	73	0

PUNTING	No.	Yds	Avg	LG	TD
Scarpitto	67	2833	42.3	67	0
McCormick	1	45	45.0	45	0
BRONCOS	68	2878	42.3	67	0
OPPONENTS	73	3347	45.8	73	0

SACKS: Hopkins 8, Fraser 7.5, Janerette 6, Cooke 4, Matuszak 4, Jacobs 3.5, Moore 3.5, Erlandson 3, McGeever 1, Jordan 1, Team 3. **TOTAL:** 44.5

SACKS: Bramlett 6, Moore 3.5, Jacobs 3.5, Erlandson 3, Janerette 3, Leezow 2, Brown 1, Cooke 1, Cummings 1, McGeever 1, Team 1. **TOTAL:** 26

1966 FINAL STATISTICS (4-10)

Date	W/L	Score	Opponent	Attend.	RUSHING	No.	Yds.	Avg	LG	TD
Sept 3	L	7-45	at Houston	30,156	Hayes	105	411	3.9	56	1
Sept 18	L	10-24	Boston	25,337	Haynes	129	310	2.4	20	2
Sept 25	L	7-16	N.Y. Jets	29,878	Mitchell	70	199	2.8	21	0
Oct 2	W	40-38	Houston	27,203	Scarpitto	4	110	27.5	63	1
Oct 8	L	10-37	at Kansas City	33,929	Lester	34	84	2.5	10	0
Oct 16	L	7-24	at Miami	23,393	Choboian	21	45	2.1	12	2
Oct 23	L	10-56	Kansas City	26,196	Slaughter	1	10	10.0	10	0
Oct 30	L	17-24	at San Diego	25,819	Kellogg	6	3	.5	5	0
Nov 6	W	17-10	at Boston	18,154	McCormick	4	2	.5	3	0
Nov 20	L	3-17	Oakland	26,703	Glacken	2	-1	-.5	5	0
Nov 27	W	20-17	San Diego	24,860	TEAM	1	-11	-11.0	--	--
Dec 4	W	17-7	Miami	32,592	BRONCOS	376	1173	3.1	63	6
Dec 11	L	10-28	at Oakland	31,765	OPPONENTS	441	2029	4.6	61	17
Dec 18	L	21-38	at Buffalo	40,538						

TEAM STATISTICS

TEAM STATISTICS	Den	Opp
TOTAL FIRST DOWNS	171	251
Rushing	61	101
Passing	95	122
Penalty	14	28
TOTAL NET YARDS	3157	4544
Avg. Per Game	225.5	324.6
Total Plays	816	871
Avg. Gain Per Play	3.9	5.2
NET YARDS RUSHING	1173	2029
Avg. Per Game	83.0	144.9
Total Rushes	376	441
Avg. Per Rush	3.1	4.6
NET YARDS PASSING	1995	2515
Avg. Per Game	142.5	179.6
Att./Completions	402/166	397/192
Completion Pct.	41.3	48.4
Had Intercepted	30	13
PUNTS/AVERAGE	77/45.2	60/42.7
Had Blocked	1	0
PUNT RETURNS	26/235	38/315
Avg. Per Return	9.0	8.3
KICKOFF RETURNS	58/1557	43/1001
Avg. Per Return	26.8	23.3
INTERCEPTIONS/RET.	13/109	30/545
PENALTIES/YARDS	66/773	75/571
FUMBLES/BALL LOST	36/17	35/18
TOUCHDOWNS	22	47
Rushing	6	17
Passing	12	26
Others	4	4
PAT (Kicking)	20/20	46/46
PAT (Passing)	1/2	1/1
PAT (Rushing)	0	0
FIELD GOALS	14/25	17/40

SCORING

TD	Ru	Pa	Rt	PAT	FG	S	TP
Kroner	0	0	0	20/20	14/25	0	62
Scarpitto	5	1	4	0/0	0/0	0	32
Haynes	3	2	1	0/0	0/0	0	18
Denson	3	0	3	0/0	0/0	0	18
Mitchell	2	0	2	0/0	0/0	0	12
Sellers	2	0	0	2/0	0/0	0	12
Choboian	2	2	0	0/0	0/0	0	12
Taylor	1	0	1	0/0	0/0	0	6
Hayes	1	1	0	0/0	0/0	0	6
Bramlett	1	0	0	1/0	0/0	0	6
Lester	1	0	1	0/0	0/0	0	6
Wilson	1	0	0	1/0	0/0	0	6
BRONCOS	22	6	12	4	20/20	14/25	0 196
OPPONENTS	47	17	26	4	46/46	17/40	0 381

PASSING

Att.	Comp.	Yds.	Cmp.%	Yd./Att.	TD	TD%	Int.	Int.%	LG	
Choboian	163	82	1110	50.3	6.8	4	2.5	12	7.4	79
McCormick	193	68	993	35.2	5.1	6	3.1	15	7.8	64
Slaughter	25	7	124	28.0	5.0	1	4.0	0	0.0	67
Glacken	11	6	84	54.5	7.6	1	9.0	0	0.0	22
Rote	8	3	40	37.5	5.0	0	0.0	1	12.5	20
Haynes	2	0	0	0.0	0.0	0	0.0	2	100.0	0
<i>Yards Lost Attempting to Pass (-356)</i>										
BRONCOS	402	166	1995	41.3	5.0	12	3.0	30	7.5	79
OPPONENTS	397	192	2515	48.5	6.3	26	6.5	13	6.6	79

RECEIVING

No.	Yds	Avg	LG	TD
Haynes	46	480	10.4	52
Denson	36	725	20.1	65
Taylor	35	448	12.8	32
Scarpitto	21	335	16.0	62
Mitchell	14	239	17.1	79
Hayes	8	49	6.1	29
Lester	2	26	13.0	21
Crabtree	1	38	38.0	38
Franci	1	8	8.0	8
Kellogg	1	5	5.0	5
Wright	1	-2	-2.0	-2
BRONCOS	166	2351	14.2	79
OPPONENTS	192	2819	14.7	79

INTERCEPTIONS

No.	Yds	Avg	LG	TD
Brown	3	37	12.3	31
Sellers	3	24	8.0	24
Matsos	2	10	5.0	5
Hopkins	2	9	4.5	9
Wright	1	15	15.0	15
Bramlett	1	12	12.0	112
Wilson	1	2	2.0	2
BRONCOS	13	109	8.4	31
OPPONENTS	30	545	18.2	--

PUNTING

No.	Yds	Avg	LG	B
Scarpitto	76	3480	45.8	70
BRONCOS	77	2878	45.2	70
OPPONENTS	60	2564	42.7	68

PUNT RETURNS

Ret	Yds	Avg	LG	TD
Haynes	10	119	11.9	42
Scott	7	56	8.0	21
Sellers	6	49	8.2	17
Wilson	2	10	5.0	10
Lester	1	1	1.0	1
BRONCOS	26	235	9.0	42
OPPONENTS	38	296	7.8	--

KICKOFF RETURNS

No.	Yds	Avg	LG	TD
Sellers	19	541	28.5	100
Wilson	10	309	30.9	100
Scott	9	282	31.3	77
Haynes	9	229	25.4	43
Crabtree	5	129	25.8	32
Mitchell	3	55	18.3	26
Lester	1	11	11.0	11
Sturm	1	2	2.0	2
Inman	1	0	0.0	0
BRONCOS	58	1558	26.9	100
OPPONENTS	43	1000	23.3	--

SACKS: Bramlett 9.5, LaRose 4.5, Keating 3.5, Leetzow 3, Jacobs 2, Hopkins 1.5, Jeter 1.5, Gon-soulin 1, Tarasovic 1, Cox 0.5, Team 5. **TOTAL 33**

1967 FINAL STATISTICS (3-11)

Date	W/L	Score	Opponent	Attend.	RUSHING	No.	Yds.	Avg	LG	TD
Sept 3	W	26-21	Boston	35,488	Little	130	381	2.9	14	1
Sept 10	L	0-51	at Oakland	25,423	Mitchell	82	308	3.8	35	0
Sept 17	L	21-35	at Miami	29,381	Hickey	73	263	3.6	20	4
Sept 24	L	24-38	N.Y. Jets	35,365	Hayes	85	255	3.0	18	4
Oct 1	L	6-10	at Houston	21,798	Gilchrist	10	21	2.1	6	0
Oct 8	L	16-17	Buffalo	35,188	Lynch	2	7	3.5	7	0
Oct 22	L	21-38	San Diego	34,464	LeClair	8	6	0.8	10	1
Oct 29	L	9-52	at Kansas City	44,002	Tensi	24	4	0.2	13	0
Nov 5	L	17-21	Oakland	29,043	Crabtree	2	2	1.0	6	0
Nov 12	L	18-20	Houston	30,392	Glacken	1	10	10.0	10	0
Nov 19	W	21-20	at Buffalo	30,891	Cassese	1	5	5.0	5	0
Nov 23	L	20-24	at San Diego	34,586	Scarpitto	1	5	5.0	5	0
Dec 3	W	33-24	at N.Y. Jets	61,615	Denson	1	-2	-2.0	-2	0
Dec 17	L	24-38	Kansas City	31,660	BRONCOS	420	1265	3.0	35	10
					OPPONENTS	444	2076	4.7	65	21

TEAM STATISTICS

TEAM STATISTICS	Den	Opp
TOTAL FIRST DOWNS	172	276
Rushing	65	115
Passing	91	143
Penalty	16	18
TOTAL NET YARDS	2947	5201
Avg. Per Game	210.5	371.5
Total Plays	852	921
Avg. Gain Per Play	3.5	5.6
NET YARDS RUSHING	1265	2076
Avg. Per Game	90.4	148.3
Total Rushes	420	444
Avg. Per Rush	3.0	4.7
NET YARDS PASSING	1682	3125
Avg. Per Game	120.2	223.2
Att./Completions	374/150	459/214
Completion Pct.	40.1	46.6
Had Intercepted	18	28
PUNTS/AVERAGE	105/44.9	65/41.5
Had Blocked	1	1
PUNT RETURNS	27/357	61/718
Avg. Per Return	13.2	11.8
KICKOFF RETURNS	60/1518	42/1046
Avg. Per Return	25.3	24.9
INTERCEPTIONS/RET.	28/413	18/262
PENALTIES/YARDS	48/512	58/628
FUMBLES/BALL LOST	30/12	23/13
TOUCHDOWNS	31	52
Rushing	10	21
Passing	17	27
Others	4	4
PAT (Kicking)	28/30	48/49
PAT (Passing)	1/1	1/2
PAT (Rushing)	0/0	1/1
FIELD GOALS	12/27	15/31

SCORING

TD	Ru	Pa	Rt	PAT	FG	S	TP
Denson	11	0	11	0/0	0/0	0	66
Humphreys	0	0	0	18/19	7/15	0	39
Hickey	5	4	1	0/0	0/0	0	30
Crabtree	5	0	5	0/0	0/0	0	30
Hayes	4	4	0	0/0	0/0	0	26
Little	2	1	0	1/0	0/0	0	12
Wilson	2	0	0	2/0	0/0	0	12
Kroner	0	0	0	5/6	2/2	0	11
Sellers	1	0	0	1/0	0		

1968 FINAL STATISTICS (5-9)

Date	W/L	Score	Opponent	Attend.	Leclair	Moore	Lindsey	Van Heusen	Haffner	Tensi	Jones	DiVito
Sept 15	L	10-24	at Cincinnati	25,049	12	40	3.3	12	0	0	0	0
Sept 22	L	2-34	at Kansas City	45,821	4	22	5.5	10	0	0	0	0
Sept 29	L	17-20	Boston	37,024	1	6	6.0	6	0	0	0	0
Oct 6	W	10-7	Cincinnati	41,257	2	2	1.0	1	0	0	0	0
Oct 13	W	21-13	at N.Y. Jets	62,052	6	2	0.3	2	0	0	0	0
Oct 20	L	24-55	at San Diego	42,953	1	-1	-1.0	-1	0	0	0	0
Oct 27	W	21-14	Miami	44,115	1	-1	-1.0	-1	0	0	0	0
Nov 3	W	35-14	at Boston	18,304	411	1614	3.9	155	11			
Nov 10	L	7-43	Oakland	50,002	457	1861	4.1	165	20			
Nov 17	L	17-38	at Houston	36,075								
Nov 24	W	34-32	Buffalo	35,142								
Dec 1	L	23-47	San Diego	35,312								
Dec 8	L	27-33	at Oakland	47,754								
Dec 14	L	7-30	Kansas City	38,463								

TEAM STATISTICS		Den	Opp
TOTAL FIRST DOWNS			
Rushing		75	94
Passing		124	145
Penalty		18	12
TOTAL NET YARDS		3971	5024
Avg. Per Game		283.6	358.9
Total Plays		889	917
Avg. Gain Per Play		4.4	5.5
NET YARDS RUSHING		1614	1861
Avg. Per Game		115.3	132.9
Total Rushes		411	457
Avg. Per Rush		3.9	4.1
NET YARDS PASSING		2357	3163
Avg. Per Game		168.4	225.9
Att./Completions		427/179	429/217
Completion Pct.		41.9	50.6
Had Intercepted		27	20
PUNTS/AVERAGE		96/42.7	76/43.0
Had Blocked		1	1
PUNT RETURNS		38/332	46/282
Avg. Per Return		8.7	6.1
KICKOFF RETURNS		60/1361	29/704
Avg. Per Return		22.7	24.3
INTERCEPTIONS/RET.		20/165	27/328
PENALTIES/YARDS		73/772	64/750
FUMBLES/BALL LOST		28/13	24/12
TOUCHDOWNS		32	48
Rushing		11	20
Passing		20	25
Others (Ret.)		1	2
Others (Safety)		1	2
PAT (Kicking)		31/31	47/47
PAT (Passing)		0/1	1/1
PAT (Rushing)		0/0	0/0
FIELD GOALS		10/23	21/34

SCORING	TD	Ru	Pa	Rt	PAT	FG	S	TP
Howfield	0	0	0	0	30/30	9/18	0	57
Crabtree	5	0	5	0	0/0	0/0	0	30
Little	5	3	1	1	0/0	0/0	0	30
Denson	5	0	5	0	0/0	0/0	0	30
Lynch	4	4	0	0	0/0	0/0	0	24
Briscoe	3	3	0	0	0/0	0/0	0	18
Van Heusen	3	0	3	0	0/0	0/0	0	18
Jones	2	0	2	0	0/0	0/0	0	12
McCarthy	2	0	2	0	0/0	0/0	0	12
Haffner	1	0	1	0	0/0	0/0	0	6
Beer	1	0	1	0	0/0	0/0	0	6
Ford	1	1	0	0	0/0	0/0	0	6
OTHERS	0	0	0	0	1/1	1/5	0	4
TEAM	0	0	0	0	0/0	0/0	1	2
BRONCOS	32	11	20	1	31/31	10/23	1	255
OPPONENTS	48	20	25	3	47/47	21/34	0	404

RUSHING	No.	Yds.	Avg	LG	TD
Little	158	584	3.7	155	3
Briscoe	41	308	7.5	34	3
Lynch	66	221	3.3	19	4
Ford	41	186	4.5	23	1
McCarthy	28	89	3.2	12	0
Erwin	24	76	3.2	9	0
Lamb	22	63	2.9	17	0

RECEIVING	No.	Yds	Avg	LG	TD
Crabtree	35	601	17.2	172	5
Denson	34	586	17.2	144	5
Beer	20	276	13.8	31	1
Van Heusen	19	353	18.6	50	3
Little	19	331	17.4	166	1
Jones	13	190	14.6	160	2
Haffner	12	232	19.3	52	1
McCarthy	7	69	9.9	140	2
Ford	6	40	6.7	12	0
Lynch	4	52	13.0	22	0
Moore	3	35	11.7	16	0
Lamb	3	10	3.3	--	0
Erwin	2	21	10.5	17	0
Myrtle	1	18	18.0	18	0
Washington	1	12	12.0	12	0
BRONCOS	179	2826	15.8	172	20
OPPONENTS	217	3419	15.8	194	25

INTERCEPTIONS	No.	Yds	Avg	LG	TD
Jacquess	5	64	12.8	28	0
Greer	4	18	4.5	14	0
Oberg	3	17	5.6	16	0
Huard	2	35	17.5	26	0
Garrett	2	6	3.0	6	0
Hollomon	1	16	16.0	16	0
Forsberg	1	6	6.0	6	0
Cunningham	1	3	3.0	3	0
Lentz	1	0	0.0	0	0
BRONCOS	20	165	8.3	28	0
OPPONENTS	27	328	12.1	--	3

PUNTING	No.	Yds	Avg	LG	B
Van Heusen	88	3853	43.8	68	--
DiVito	8	242	30.2	47	--
BRONCOS	96	4095	42.7	68	--
OPPONENTS	76	3271	43.0	87	--

PUNT RETURNS	Ret	FC	Yds	Avg	LG	TD
Little	24	5	261	10.9	67	1
Greer	9	1	53	5.9	12	0
Luke	3	1	13	4.3	10	0
Jacquess	2	7	5	2.5	5	0
Hollomon	0	2	0	0.0	0	0
Van Heusen	0	1	0	0.0	0	0
BRONCOS	38	17	332	8.7	67	1
OPPONENTS	46	1	282	6.1	--	--

KICKOFF RETURNS	No.	Yds	Avg	LG	TD
Little	26	649	25.0	89	0
Hollomon	7	194	27.7	67	0
Stokes	5	106	21.2	30	0
Moore	4	74	18.5	28	0
Garrett	3	77	25.7	30	0
Lindsey	3	72	24.0	29	0
Erwin	3	55	18.3	25	0
Greer	2	41	20.5	32	0
Luke	2	34	17.0	20	0
Forsberg	2	16	8.0	12	0
Crabtree	1	30	30.0	30	0
Dickey	1	13	13.0	13	0
Jacquess	1	0	0.0	0	0
BRONCOS	60	1361	22.7	89	0
OPPONENTS	29	704	24.3	--	0

SACKS: R. Jackson 10.5, Costa 6.5, Duranko 6, Inman 3.5, Mirich 1.5, QB Fell 1, Team 2. TOTAL: 31

PASSING	Att.	Comp.	Yds.	Cmp.%	Yd./Att.	TD	TD%	Int.	Int.%	LG
Briscoe	224	93	1589	41.5	7.09	14	6.3	13	5.8	166
Tensi	119	48	709	40.3	5.96	5	4.2	8	6.7	172
LeClair	54	27	401	50.0	7.43	1	1.9	5	9.3	46
DiVito	6	1	16	16.6	2.67	0	0.0	0	0.0	16
Haffner	1	1	14	100.0	18.00	0	0.0	0	0.0	18
Lynch	2	1	4	50.0	2.00	0	0.0	0	0.0	4
OTHERS	19	8	105	42.1	5.53	0	0.9	1	5.3	50
Yards Lost Attempting to Pass			(-467)							
BRONCOS	427	179	2357	41.9	5.52	20	4.7	27	6.3	172
OPPONENTS	429	217	3163	50.6	7.37	25	5.8	20	4.7	194

1969 FINAL STATISTICS (5-8-1)

Date	W/L	Score	Opponent	Attend.	RUSHING	No.	Yds.	Avg	LG	TD
Sept 1	W	35-7	Boston	43,482	Little	146	729	5.0	148	6
Sept 21	W	21-19	N.Y. Jets	50,583	Lynch	96	407	4.2	54	2
Sept 28	L	28-41	at Buffalo	40,302	Quayle	57	183	3.2	17	0
Oct 5	L	13-26	Kansas City	50,564	Smiley	56	166	3.0	26	3
Oct 12	L	14-24	Oakland	49,511	Tensi	12	63	5.3	17	0
Oct 19	W	30-23	at Cincinnati	27,920	Liske	10	50	5.0	19	0
Oct 26	L	21-24	at Houston	45,348	Williams	10	18	1.8	8	1
Nov 2	W	13-0	San Diego	45,511	Denson	1	9	9.0	9	0
Nov 9	L	10-41	at Oakland	54,416	Burnett	5	9	1.8	5	0
Nov 16	T	20-20	Houston	45,002	Jones	1	3	3.0	3	0
Nov 23	L	24-45	at San Diego	34,664	BRONCOS	394	1637	4.2	54	12
Nov 27	L	17-31	at Kansas City	48,773	OPPONENTS	436	1709	3.9	143	15
Dec 7	L	24-27	at Miami	25,332						
Dec 14	W	27-16	Cincinnati	42,198						

TEAM STATISTICS		Den	Opp
TOTAL FIRST DOWNS			
Rushing		243	278
Passing		87	95
Penalty		130	151
TOTAL NET YARDS		4161</	

1970 FINAL STATISTICS (5-8-1)

Date	W/L	Score	Opponent	Attend.	RUSHING	No.	Yds.	Avg	LG	TD
Sept 20	W	25-10	at Buffalo	34,882	Little	209	901	4.3	180	3
Sept 27	W	16-13	Pittsburgh	50,705	Anderson	83	368	4.4	127	4
Oct 4	W	26-13	Kansas City	50,705	Crenshaw	69	200	2.9	25	5
Oct 11	L	23-35	at Oakland	54,436	Turner	29	106	3.7	12	2
Oct 18	W	24-10	Atlanta	50,705	Pastrana	14	89	6.4	14	1
Oct 25	L	14-19	at San Francisco	39,515	Lynch	20	81	4.1	19	1
Nov 1	L	3-19	Washington	50,705	Liske	7	42	6.0	14	1
Nov 8	L	21-24	at San Diego	48,327	Tensi	4	14	3.5	15	0
Nov 15	L	19-24	Oakland	50,959	Haffner	1	1	1.0	1	0
Nov 22	W	31-6	at New Orleans	66,837	BRONCOS	436	1802	4.1	180	17
Nov 29	L	21-31	at Houston	35,733	OPPONENTS	409	1351	3.3	165	7
Dec 6	L	0-16	at Kansas City	50,454						
Dec 13	T	17-17	San Diego	50,959						
Dec 20	L	13-27	Cleveland	51,001						

TEAM STATISTICS	Den	Opp
TOTAL FIRST DOWNS	217	199
Rushing	87	67
Passing	112	118
Penalty	18	14
TOTAL NET YARDS	3827	3705
Avg. Per Game	273.4	264.6
Total Plays	883	838
Avg. Gain Per Play	4.3	4.4
NET YARDS RUSHING	1802	1351
Avg. Per Game	128.7	96.5
Total Rushes	436	409
Avg. Per Rush	4.1	3.3
NET YARDS PASSING	2025	2354
Avg. Per Game	144.6	168.1
Sacked/Yards Lost	44/333	50/456
Gross Yards	2358	2810
Att./Completions	403/183	379/191
Completion Pct.	45.4	50.4
Had Intercepted	28	16
Avg. Gain per Attempt	5.0	6.2
Avg. Gain per Completion	12.9	14.7
PUNTS/AVERAGE	87/42.9	89/44.9
Had Blocked	0	0
PUNT RETURNS	63/556	56/416
Avg. Per Return	8.8	7.4
KICKOFF RETURNS	49/1114	24/544
Avg. Per Return	22.7	22.7
INTERCEPTIONS/RET.	16/220	28/213
PENALTIES/YARDS	94/887	82/802
FUMBLES/BALL LOST	23/13	35/16
TOUCHDOWNS	28	28
Rushing	17	7
Passing	11	20
Others (see individuals)	0	1
POINTS AFTER TOUCHDOWN	27	27
FIELD GOALS	18/32	23/36
Distance 1-19 20-29 30-39 40-59 50+		
Howfield 2/3 3/6 5/7 6/9 2/5		

SCORE BY PERIODS	1	2	3	4	OT	Total
BRONCOS	44	60	45	104		253
OPPONENTS	74	93	57	40		264

SCORING	TD	Ru	Pa	Rt	PAT	FG	S	TP
Howfield	0	0	0	0	27/28	18/32	0	81
Crenshaw	6	5	1	0	0/0	0/0	0	36
Anderson	4	4	0	0	0/0	0/0	0	24
Little	3	3	0	0	0/0	0/0	0	18
Whalen	3	0	3	0	0/0	0/0	0	18
Denson	2	0	2	0	0/0	0/0	0	12
Masters	2	0	2	0	0/0	0/0	0	12
Turner	2	2	0	0	0/0	0/0	0	12
Van Heusen	2	0	2	0	0/0	0/0	0	12
Haffner	1	0	1	0	0/0	0/0	0	6
Liske	1	1	0	0	0/0	0/0	0	6
Lynch	1	1	0	0	0/0	0/0	0	6
Pastrana	1	1	0	0	0/0	0/0	0	6
Washington	0	0	0	0	0/0	0/0	1	2
TEAM	0	0	0	0	0/0	0/0	1	2
BRONCOS	28	17	11	0	27/28	18/32	2	253
OPPONENTS	28	7	20	1	27/28	23/36	0	264

PASSING	Att.	Comp.	Yds.	Cmp.%	Yd./Att.	Tkd/Yds	TD	TD%	Int.	Int.%	LG
Liske	238	112	1340	47.1	5.63	28/228	7	2.9	11	4.6	--
Tensi	80	38	539	47.5	6.74	6/35	3	3.8	8	10.0	--
Pastrana	75	29	420	38.7	5.60	8/60	1	1.3	9	12.0	--
Anderson	7	4	59	57.1	8.43	1/5	0	0.0	0	0.0	--
Van Heusen	1	0	0	0.0	0.00	0/0	0	0.0	0	0.0	--
Little	2	0	0	0.0	0.00	1/5	0	0.0	0	0.0	--
BRONCOS	403	193	2358	45.4	5.85	44/333	11	2.7	28	6.9	74
OPPONENTS	379	191	2810	50.4	7.41	50/456	20	5.3	16	4.2	--

1971 FINAL STATISTICS (4-9-1)

Date	W/L	Score	Opponent	Attend.	RUSHING	No.	Yds.	Avg	LG	TD
Sept 19	T	10-10	Miami	51,228	Little	284	1133	4.0	40	6
Sept 26	L	13-34	at Green Bay	47,957	Anderson	139	533	3.8	36	3
Oct 3	L	3-16	Kansas City	51,200	Lynch	26	162	6.2	23	0
Oct 10	L	16-27	Oakland	51,200	Masters	7	71	10.1	37	0
Oct 17	W	20-16	San Diego	51,200	Post	18	44	2.4	16	0
Oct 24	W	27-0	at Cleveland	75,674	Turner, C.	17	43	2.5	9	0
Oct 31	L	16-17	at Philadelphia	65,358	Harrison	5	36	7.2	16	0
Nov 7	L	20-24	Detroit	51,200	Mosier	4	31	7.8	29	0
Nov 14	L	10-24	Cincinnati	51,200	Horn	6	15	2.5	10	0
Nov 21	L	10-28	at Kansas City	49,945	Van Heusen	1	10	10.0	10	0
Nov 28	W	22-10	at Pittsburgh	39,710	Simmons	1	7	7.0	7	0
Dec 5	W	6-3	Chicago	51,200	Ramsey	3	6	2.0	6	0
Dec 12	L	17-45	at San Diego	44,347	Gerhke	1	2	2.0	2	0
Dec 19	L	13-21	at Oakland	54,651	BRONCOS	512	2093	4.1	40	9
					OPPONENTS	426	1834	4.3	54	11

TEAM STATISTICS	Den	Opp
TOTAL FIRST DOWNS	217	206
Rushing	102	90
Passing	105	91
Penalty	10	25
TOTAL NET YARDS	4158	3819
Avg. Per Game	297.0	272.9
Total Plays	891	825
Avg. Gain Per Play	4.7	4.6
NET YARDS RUSHING	2093	1834
Avg. Per Game	149.5	131.0
Total Rushes	512	426
Avg. Per Rush	4.1	4.3
NET YARDS PASSING	2065	1985
Avg. Per Game	147.5	141.8
Sacked/Yards Lost	22/178	44/435
Gross Yards	2243	2420
Att./Completions	357/175	356/150
Completion Pct.	49.0	42.1
Had Intercepted	27	20
Avg. Gain per Attempt	5.4	5.0
Avg. Gain per Completion	12.8	16.1
PUNTS/AVERAGE	76/41.8	67/45.7
Had Blocked	2	0
PUNT RETURNS	41/320	45/468
Avg. Per Return	7.8	10.4
KICKOFF RETURNS	44/960	43/1059
Avg. Per Return	21.8	24.6
INTERCEPTIONS/RET.	20/288	27/432
PENALTIES/YARDS	67/781	78/771
FUMBLES/BALL LOST	25/12	36/20
TOUCHDOWNS	18	32
Rushing	9	11
Passing	8	18
Others (see individuals)	1	3
POINTS AFTER TOUCHDOWN	18	32
FIELD GOALS	25/38	17/34
Distance 1-19 20-29 30-39 40-59 50+		
Turner 8/9 3/5 8/11 6/12 0/1		
OPP 5/5 6/9 4/7 2/11 0/2		

SCORE BY PERIODS	1	2	3	4	OT	Total
BRONCOS	39	62	32	70		203
OPPONENTS	54	74	86	61		275

SCORING	TD	Ru	Pa	Rt	PAT	FG	S	TP
Turner	0	0	0	0	18/18	25/38	0	93
Little	6	6	0	0	0/0	0/0	0	36
Anderson	4	3	1	0	0/0	0/0	0	24
Harrison	2	0	2	0	0/0	0/0	0	12
Lynch	1	0	1	0	0/0	0/0	1	8
Post	1	0	1	0	0/0	0/0	0	6
Simmons	1	0	1	0	0/0	0/0	0	6
Masters	1	0	1	0	0/0	0/0	0	6
Forsberg	1	0	0	1	0/0	0/0	0	6
Turner, C.	1	0	1	0	0/0	0/0	0	6
BRONCOS	18	9	8	1	18/18	25/38	1	203
OPPONENTS	32	11	18	3	32/32	17/34	0	275

PASSING	Att.	Comp.	Yds.	Cmp.%	Yd./Att.	Tkd/Yds	TD	TD%	Int.	Int.%	LG
Ramsey	178	84	1120	47.2	6.29	13/105	5	2.8	13	7.3	--
Horn	173	89	1056	51.4	6.10	8/67	3	1.7	14	8.1	--
Anderson	3	1	48	33.3	16.00	1/6	0	0.0	0	0.0	--
Gerhke	2	1	19	50.0	9.50	0/0	0	0.0	0	0.0	--
Little	1	0	0	0.0	0.00	0/0	0	0.0	0	0.0	--
Van Heusen	1	0	0	0.0	0.00	0/0	0	0.0	0	0.0	--
BRONCOS	358	175	2243	48.9	6.27	22/178	8	2.2	27	7.5	74
OPPONENTS	356	150	2420	42.1	5.78	44/435	18	5.1	20	5.6	--

SACKS: P. Smith 12, Alzado 8, Costa 6, Forsberg 4, R. Jackson 3.5, Campbell 2, Domes 2, Underwood 2, Inman 2, Myrtle 1, Washington 1, Campbell 0.5. TOTAL: 44

1972 FINAL STATISTICS (5-9)

Date	W/L	Score	Opponent	Attend.	RUSHING	No.	Yds.	Avg	LG	TD
Sept 17	W	30-17	Houston	51,656	Little	216	859	4.0	155	9
Sept 24	L	14-37	at San Diego	49,048	Anderson	72	319	4.4	40	1
Oct 1	L	24-45	Kansas City	51,656	Dawkins	56	243	4.4	19	2
Oct 8	L	10-21	at Cincinnati	55,812	Lynch	34	164	4.8	28	2
Oct 15	L	20-23	Minnesota	51,656	Van Heusen	3	76	25.3	166	1
Oct 22	W	30-23	at Oakland	53,551	Odoms	5	72	14.4	27	0
Oct 29	L	20-27	Cleveland	51,656	Krieg	1	63	63.0	63	0
Nov 5	L	17-29	at N.Y. Giants	62,689	Ramsey	5	15	3.0	18	2
Nov 12	W	16-10	at Los Angeles	65,398	Moses	2	11	5.5	14	0
Nov 19	L	20-37	Oakland	51,656	Harrison	1	9	9.0	9	0
Nov 26	L	20-23	at Atlanta	58,850	OTHERS	14	7	.5	0	0
Dec 3	L	21-24	at Kansas City	66,725	BRONCOS	409	1838	4.5	166	17
Dec 10	W	38-13	San Diego	51,478	OPPONENTS	439	1668	3.8	51	15
Dec 17	W	45-21	New England	51,656						

TEAM STATISTICS	Den	Opp
TOTAL FIRST DOWNS	237	251
Rushing	87	102
Passing	132	123
Penalty	18	26
Third-Down Efficiency	75/177	74/190
TOTAL NET YARDS	4472	3851
Avg. Per Game	319.4	275.1
Total Plays	831	876
Avg. Gain Per Play	5.4	4.4
NET YARDS RUSHING	1838	1668
Avg. Per Game	131.3	119.1
Total Rushes	409	439
Avg. Per Rush	4.5	3.8
NET YARDS PASSING	2634	2181
Avg. Per Game	188.1	155.9
Sacked/Yards Lost	38/266	41/357
Gross Yards	2900	2540
Att./Completions	384/201	397/206
Completion Pct.	52.3	51.9
Had Intercepted	23	10
PUNTS/AVERAGE	60/40.1	66/45.2
PUNT RETURNS/AVG	28/11.1	28/2.9
KICKOFF RETURNS/AVG	55/22.8	54/23.1
MISC. RETURNS/AVG	18/30	15/81
INTERCEPTIONS/RET.	10/10.9	23/19.2
PENALTIES/YARDS	89/827	83/784
FUMBLES/BALL LOST	25/11	27/12
TOTAL POINTS	325	350
Avg. Points per Game	23.2	25.0
Touchdowns	38	41
By Rushing	17	15
By Passing	19	19
By Returns	2	7
Field Goals	20/29	21/33
Conversions	37	39

SCORE BY PERIODS	1	2	3	4	OT	Total
BRONCOS	85	92	54	94		325
OPPONENTS	35	120	81	114		350

SCORING	TD	Ru	Pa	Rt	PAT	FG	S	TP
Turner	0	0	0	0	37/37	20/29	0	97
Little	13	9	4	0	0/0	0/0	0	78
Moses	5	0	5	0	0/0	0/0	0	30
Masters	3	0	3	0	0/0	0/0	0	18
Sherman	3	0	3	0	0/0	0/0	0	18
Anderson	2	1	1	0	0/0	0/0	0	12
Ramsey	2	2	0	0	0/0	0/0	0	12
Simmons	2	0	2	0	0/0	0/0	0	12
Dawkins	2	2	0	0	0/0	0/0	0	12
Lynch	2	2	0	0	0/0	0/0	0	12
Van Heusen	1	1	0	0	0/0	0/0	0	6
Montgomery	1	0	0	1	0/0	0/0	0	6
Odoms	1	0	1	0	0/0	0/0	0	6
Greer	1	0	0	1	0/0	0/0	0	6
BRONCOS	38	17	19	2	37/37	20/29	0	325
OPPONENTS	41	15	19	7	39/39	21/33	1	350

PASSING	Att.	Comp.	Yds.	Cmp.%	Yd./Att.	Tkd/Yds	TD	TD%	Int.	Int.%	LG
Johnson	238	132	1783	55.5	7.53	12/82	14	5.8	14	5.8	40
Ramsey	137	65	1050	47.4	7.79	26/184	3	2.2	9	6.6	60
Little	2	2	43	100.	21.52	0/0	1	50.0	0	0.0	35
Anderson	3	1	14	33.3	4.75	0/0	1	3.3	0	0.0	14
Ernst	4	1	10	25.0	2.56	0/0	0	0.0	0	0.0	10
BRONCOS	384	201	2900	52.3	7.84	38/266	19	4.9	23	6.0	60
OPPONENTS	397	206	2540	51.9	6.41	41/357	19	4.8	10	2.5	t57

RECEIVING	No.	Yds	Avg	LG	TD
Sherman	38	661	17.4	55	3
Little	28	366	13.1	40	4
Masters	25	393	15.7	27	3
Anderson	23	216	9.3	40	1
Odoms	21	320	15.2	48	1
Dawkins	18	242	13.4	60	0
Simmons	17	235	13.8	t35	2
Moses	15	224	15.0	33	5
Lynch	7	75	10.7	17	0
Krieg	4	99	24.8	37	0
Van Heusen	4	59	14.8	25	0
Turner, C.	1	10	10.0	10	0
BRONCOS	201	2900	14.9	60	19
OPPONENTS	206	2540	12.3	t57	19

INTERCEPTIONS	No.	Yds	Avg	LG	TD
Mitchell	3	27	9.0	27	0
Greer	2	18	9.0	17	0
Graham	2	10	5.0	7	0
Preece	1	30	30.0	30	0
Montgomery, R.	1	20	20.0	20	0
Thompson	1	4	4.0	4	0
BRONCOS	10	109	10.9	30	0
OPPONENTS	23	441	19.2	t61	6

PUNTING	No.	Yds	Avg	LG	B
Van Heusen	60	2408	40.1	60	1
BRONCOS	66	2980	45.2	69	0

KICKOFF RETURNS	No.	Yds	Avg	LG	TD
Montgomery, R.	29	756	26.1	t94	1
Turner, C.	1	25	25.0	25	0
Dawkins	15	357	23.8	28	0
Krieg	1	18	18.0	18	0
Little	3	48	16.0	22	0
Lynch	3	45	15.0	17	0
Anderson	1	13	13.0	13	0
OTHERS	2	-6	-3.0	-6	0
BRONCOS	55	1256	22.8	t94	1
OPPONENTS	54	1246	23.1	43	0

FIELD GOAL BREAKDOWN	Distance	1-19	20-29	30-39	40-49	50+
Turner		6/6	2/3	6/8	6/11	0/1
OPP		4/4	5/5	4/7	7/14	1/3
Turner (15G,29G,40G) (1) (16G) (38G,47N) (37N, 30N) (40N, 44G,8G,27G) (32G,27N,43G) (40G) (46N,38G,12G,36G) (49G,45G,41N) (13G,38G, 49N) (51N) (12G) (35G)						

SACKS: Alzado 10.5, P. Smith 10.5, Duranko 4.5, McKoy 3, Myrtle 2.5, R. Jackson 2, Graham 2, Forsberg 1, Hoffman 1, Geddes 1, Graham 1, Domres 1, Team 1. **TOTAL: 41**

1973 FINAL STATISTICS (7-5-2)

Date	W/L	Score	Opponent	Attend.	RUSHING	No.	Yds.	Avg	LG	TD
Sept 16	W	28-10	Cincinnati	49,059	Little	256	979	3.8	47	12
Sept 23	L	34-36	San Francisco	51,706	Dawkins	160	706	4.4	72	2
Sept 30	L	14-33	Chicago	51,159	Armstrong	26	90	3.5	24	0
Oct 7	L	14-16	at Kansas City	71,414	Anderson	19	61	3.2	11	1
Oct 14	W	48-20	at Houston	32,801	Odoms	5	53	10.6	21	0
Oct 22	T	23-23	Oakland	51,270	Ross	5	21	4.2	8	0
Oct 28	W	40-28	at New York	55,108	Van Heusen	4	34	8.5	32	0
Nov 4	T	17-17	at St. Louis	46,565	Moses	3	25	8.3	8	1
Nov 11	W	30-19	San Diego	51,034	Johnson	7	-2	-3	0	0
Nov 18	W	23-13	at Pittsburgh	48,580	Simmons	1	-4	-4.0	-4	0
Nov 25	W	14-10	Kansas City	51,331	Masters	1	-9	-9.0	-9	0
Dec 2	L	10-22	Dallas	51,508	BRONCOS	487	1954	4.0	72	16
Dec 9	W	42-28	at San Diego	44,954	OPPONENTS	455	1795	4.0	30	14
Dec 16	L	17-21	at Oakland	51,910						

TEAM STATISTICS	Den	Opp
TOTAL FIRST DOWNS	253	239
Rushing	111	97
Passing	127	121
Penalty	15	21
Third-Down Efficiency	79/203	77/203
TOTAL NET YARDS	4473	4235
Avg. Per Game	319.5	302.5
Total Plays	893	872
Avg. Gain Per Play	5.0	4.9
NET YARDS RUSHING	1954	1795
Avg. Per Game	139.6	128.2
Total Rushes	487	455
Avg. Per Rush	4.0	4.0
NET YARDS PASSING	2519	2440
Avg. Per Game	174.3	174.3
Sacked/Yards Lost	27/187	36/326
Gross Yards	2766	2766
Att./Completions	378/196	417/202
Completion Pct.	51.9	48.4
Had Intercepted	20	14
PUNTS/AVERAGE	69/43.3	69/43.3
PUNT RETURNS/AVG	40/10.1	31/8.3
KICKOFF RETURNS/AVG	36/22.0	61/20.4
MISC. RETURNS/AVG	4/25	6/57
INTERCEPTIONS/RET.	14/15.7	20/16.6
PENALTIES/YARDS	83/745	84/837
FUMBLES/BALL LOST	21/9	26/16
TOTAL POINTS	354	296
Avg. Points per Game	25.2	21.1
Touchdowns	41	31
By Rushing	16	14
By Passing	22	15
By Returns	3	2
Field Goals	22/33	28/35
Conversions	40/41	30/31

SCORE BY PERIODS	1	2	3	4	OT	Total
BRONCOS	79	83	80	112		354
OPPONENTS	57	98	72	69		296

SCORING	TD	Ru	Pa	Rt	PAT	FG	S	TP
Turner	0	0	0	0	40/41	22/33	0	

1974 FINAL STATISTICS (7-6-1)

Date	W/L	Score	Opponent	Attend.	RUSHING	No.	Yds.	Avg	LG	TD
Sept 15	L	10-17	Los Angeles	56,981	Armstrong	263	1407	5.3	43	9
Sept 22	T	35-35	Pittsburgh (OT)	50,858	Keyworth	81	374	4.6	30	10
Sept 30	L	3-30	at Washington	54,395	Little	117	312	2.7	22	1
Oct 6	W	17-14	at Kansas City	67,298	Odoms	4	25	6.3	31	0
Oct 13	W	33-17	New Orleans	50,748	Hufnagel	2	22	11.0	18	0
Oct 20	W	27-7	San Diego	50,748	Moses	2	16	8.0	11	0
Oct 27	L	21-23	at Cleveland	60,478	Ross	3	8	2.7	7	0
Nov 3	L	17-28	Oakland	45,766	Stowe	1	1	1.0	1	0
Nov 10	W	17-6	at Baltimore	32,244	Van Heusen	1	-1	-1.0	-1	0
Nov 18	L	34-42	Kansas City	50,236	Lynch	3	-2	-7	1	0
Nov 24	W	20-17	at Oakland	51,224	Ramsey	5	-2	-4	1	0
Nov 28	W	31-27	at Detroit	51,157	Johnson	4	-3	-8	-1	0
Dec 8	W	37-14	Houston	46,942	BRONCOS	486	2157	4.4	43	20
Dec 15	L	0-17	at San Diego	35,756	OPPONENTS	487	1808	3.7	27	17

TEAM STATISTICS	Den	Opp
TOTAL FIRST DOWNS	258	265
Rushing	120	109
Passing	118	135
Penalty	20	21
Third-Down Efficiency	63/176	88/218
TOTAL NET YARDS	4485	4391
Avg. Per Game	320.4	313.6
Total Plays	861	945
Avg. Gain Per Play	5.2	4.6
NET YARDS RUSHING	2157	1808
Avg. Per Game	154.1	129.1
Total Rushes	486	487
Avg. Per Rush	4.4	3.7
NET YARDS PASSING	2328	2583
Avg. Per Game	166.3	184.5
Sacked/Yards Lost	45/332	32/222
Gross Yards	2660	2805
Att./Completions	329/184	426/237
Completion Pct.	55.9	55.6
Had Intercepted	17	22
PUNTS/AVERAGE	75/40.3	70/42.6
PUNT RETURNS/AVG	43/11.0	45/11.8
KICKOFF RETURNS/AVG	54/22.0	57/24.0
MISC. RETURNS/AVG	1/2	3/57
INTERCEPTIONS/RET.	22/14.0	17/17.9
PENALTIES/YARDS	76/632	78/585
FUMBLES/BALL LOST	23/13	25/11
TOTAL POINTS	302	294
Avg. Points per Game	21.6	21.0
Touchdowns	39	35
By Rushing	20	17
By Passing	18	14
By Returns	1	4
Field Goals	11/21	16/42
Conversions	35/39	34/35

SCORE BY PERIODS	1	2	3	4	OT	Total
BRONCOS	80	80	91	51	0	302
OPPONENTS	65	88	73	68	0	294

SCORING	TD	Ru	Pa	Rt	PAT	FG	S	TP
Armstrong	12	9	3	0	0/0	0/0	0	72
Turner	0	0	0	0	35/39	11/21	0	68
Keyworth	10	10	0	0	0/0	0/0	0	60
Odoms	6	0	6	0	0/0	0/0	0	36
Van Heusen	4	0	4	0	0/0	0/0	0	24
Simmons	2	0	2	0	0/0	0/0	0	12
Moses	2	0	2	0	0/0	0/0	0	12
Thompson	1	0	0	1	0/0	0/0	0	6
Little	1	1	0	0	0/0	0/0	0	6
Stowe	1	0	1	0	0/0	0/0	0	6
BRONCOS	39	20	18	4	35/39	11/21	0	302
OPPONENTS	35	17	14	4	34/35	16/42	1	294

RECEIVING	No.	Yds	Avg	LG	TD
Odoms	42	639	15.2	41	6
Armstrong	38	405	10.7	148	3
Moses	34	559	16.4	42	2
Little	29	344	11.8	72	0
Van Heusen	16	421	26.3	173	4
Keyworth	12	109	9.1	18	0
Simmons	10	161	16.1	36	2
Stowe	2	9	4.5	5	1
Ross	1	13	13.0	13	0
BRONCOS	184	2660	14.5	173	18
OPPONENTS	237	2805	11.8	161	14

INTERCEPTIONS	No.	Yds	Avg	LG	TD
Thompson	5	105	21.0	138	1
Jones	5	19	3.8	11	0
Rowser	4	56	14.0	33	0
May	2	40	20.0	25	0
Jackson, T.	1	39	39.0	39	0
Greer	1	23	23.0	23	0
Laskey	1	3	3.0	3	0
Pitts	1	2	2.0	2	0
Smith, Ed	1	0	0.0	0	0
Tyler	1	0	0.0	0	0
Hepburn	0	22	0.0	0	0
BRONCOS	22	309	14.0	39	1
OPPONENTS	17	304	17.9	155	3

PUNTING	No.	Yds	Avg	LG	B
Van Heusen	75	3024	40.3	61	0
OPPONENTS	70	2985	42.6	66	0

PUNT RETURNS	Ret	FC	Yds	Avg	LG	TD
Thompson	26	1	350	13.5	60	0
Little	4	1	34	8.5	17	0
Greer	13	5	90	6.9	12	0
BRONCOS	43	7	474	11.0	60	0
OPPONENTS	45	1	529	11.8	72	0

KICKOFF RETURNS	No.	Yds	Avg	LG	TD
Thompson	13	325	25.0	37	0
Armstrong	16	386	24.1	41	0
Keyworth	4	85	22.3	26	0
Little	8	171	21.4	31	0
Brown	3	56	18.7	22	0
Ross	7	117	16.7	31	0
Crier	3	48	16.0	20	0
BRONCOS	54	1188	22.0	41	0
OPPONENTS	57	1369	24.0	184	1

FIELD GOAL BREAKDOWN	Distance	1-19	20-29	30-39	40-49	50+
Turner	0/1	3/4	6/7	2/8	0/1	
OPP	2/2	8/9	4/6	1/3	1/4	
Turner (39G) (41N) (34G) (41G,19N) (24N) (34G, 20G) (47N,51N) (27G) (37G) (1) (30G,33G,42N) (42N,21G,45N) (43G,44N) (31N)						

SACKS: Alzado 13, Chavous 9, T. Jackson 4, Duranko 1, Grant 1, May 1, E. Smith 1, Simone 1, Pitts 1. **TOTAL: 32**

PASSING	Att.	Comp.	Yds.	Cmp.%	Yd./Att.	Tkd/Yds	TD	TD%	Int.	Int.%	LG	Rtg.
Johnson	244	136	1969	55.6	8.07	35/270	13	5.3	9	3.7	t73	84.3
Ramsey	74	41	580	55.4	7.84	9/55	5	6.8	7	9.5	t43	64.0
Hufnagel	10	6	70	60.0	7.00	1/7	0	0.0	1	14.3	28	41.7
Van Heusen	1	1	41	100.0	41.00	0/0	0	0.0	0	0.0	41	120.0
BRONCOS	329	184	2660	55.9	8.09	45/332	18	5.5	17	5.2	t73	--
OPPONENTS	426	237	2805	55.6	6.58	32/222	14	3.3	22	5.2	t61	--

1975 FINAL STATISTICS (6-8)

Date	W/L	Score	Opponent	Attend.	RUSHING	No.	Yds.	Avg	LG	TD
Sept 21	W	37-33	Kansas City	51,858	Keyworth	182	725	4.0	34	3
Sept 29	W	23-13	Green Bay	52,491	Little	125	445	3.6	19	2
Oct 5	L	14-38	at Buffalo	79,798	Lynch	57	218	3.8	20	3
Oct 12	L	9-20	at Pittsburgh	49,164	Armstrong	31	155	5.0	33	0
Oct 19	W	16-15	Cleveland	52,540	Ross	42	121	2.9	21	0
Oct 26	L	13-26	at Kansas City	70,043	Upchurch	16	97	6.1	15	1
Nov 2	L	17-42	Oakland	52,330	Dolbin	5	72	14.4	25	0
Nov 9	L	16-17	Cincinnati	49,702	Hufnagel	8	47	5.9	13	0
Nov 16	W	27-17	at San Diego	26,048	Ramsey	6	38	6.3	17	0
Nov 23	L	21-35	at Atlanta	28,686	Odoms	5	27	5.4	12	0
Nov 30	W	13-10	San Diego (OT)	44,982	Van Heusen	2	26	13.0	24	0
Dec 8	L	10-17	at Oakland	51,075	Johnson	10	21	2.1	13	0
Dec 14	W	25-10	Philadelphia	36,860	Franckowiak	1	1	1.0	1	0
Dec 20	L	13-14	at Miami	43,064	BRONCOS	490	1993	4.1	34	9
					OPPONENTS	526	1974	3.8	6.5	19

TEAM STATISTICS	Den	Opp
TOTAL FIRST DOWNS	268	247
Rushing	121	109
Passing	137	104
Penalty	22	22
Third-Down Efficiency	84/212	76/209
TOTAL NET YARDS	4534	4006
Avg. Per Game	323.9	286.1
Total Plays	964	901
Avg. Gain Per Play	4.7	4.4
NET YARDS RUSHING	1993	1974
Avg. Per Game	142.4	141.0
Total Rushes	490	526
Avg. Per Rush	4.1	3.8
NET YARDS PASSING	2541	2032
Avg. Per Game	181.5	145.1
Sacked/Yards Lost	47/359	27/213
Gross Yards	2900	2245
Att./Completions	427/210	348/181
Completion Pct.	49.2	52.5
Had Intercepted	34	16
PUNTS/AVERAGE	63/39.8	76/42.1
PUNT RETURNS/AVG	41/11.5	39/13.7
KICKOFF RETURNS/AVG	59/22.3	57/22.3
MISC. RETURNS/AVG	4/68	1/6
INTERCEPTIONS/RET.	16/18.3	34/13.1
PENALTIES/YARDS	92/785	88/779
FUMBLES/BALL LOST	28/14	37/16
TOTAL POINTS	254	307
Avg. Points per Game	18.1	21.9
Touchdowns	28	35
By Rushing	9	19
By Passing	15	14
By Returns	4	2
Field Goals	21/28	21/28
Conversions	23/28	34/35

SCORE BY PERIODS	1	2	3	4	OT	Total
------------------	---	---	---	---	----	-------

1976 FINAL STATISTICS (9-5)

Date	W/L	Score	Opponent	Attend.	RUSHING	No.	Yds.	Avg	LG	TD
Sept 12	L	7-17	at Cincinnati	53,464	Armstrong	247	1008	4.1	31	5
Sept 19	W	46-3	N.Y. Jets	62,519	Keyworth	122	349	2.9	13	3
Sept 26	W	44-13	Cleveland	62,758	Weese	23	142	6.2	20	0
Oct 3	W	26-0	San Diego	62,486	Perrin	37	118	3.2	14	2
Oct 10	L	3-17	at Houston	47,928	Kick	31	114	3.7	19	1
Oct 17	L	10-17	Oakland	63,241	Upchurch	6	71	11.8	25	1
Oct 24	W	35-26	at Kansas City	57,961	Ramsey	13	51	3.9	15	0
Oct 31	L	6-19	at Oakland	52,169	Odoms	3	36	12.0	115	2
Nov 7	W	48-13	Tampa Bay	62,503	Franckowiak	12	25	2.1	7	0
Nov 14	W	17-0	at San Diego	32,017	Van Heusen	1	20	20.0	20	0
Nov 21	W	14-13	N.Y. Giants	62,961	Dolbin	2	5	2.5	8	0
Nov 28	L	14-38	at New England	61,128	Penrose	2	-3	-1.5	-1	0
Dec 5	W	17-16	Kansas City	57,995	Moses	1	-4	-4.0	-4	0
Dec 12	W	28-14	at Chicago	44,459	BRONCOS	500	1932	3.9	31	14
					OPPONENTS	495	1709	3.5	26	14

TEAM STATISTICS	Den	Opp
TOTAL FIRST DOWNS	239	222
Rushing	106	90
Passing	114	104
Penalty	19	28
Third-Down Efficiency	69/193	73/222
TOTAL NET YARDS	4136	3735
Avg. Per Game	295.4	266.8
Total Plays	901	903
Avg. Gain Per Play	4.6	4.1
NET YARDS RUSHING	1932	1709
Avg. Per Game	138.0	122.1
Total Rushes	500	495
Avg. Per Rush	3.9	3.5
NET YARDS PASSING	2204	2026
Avg. Per Game	157.4	144.7
Sacked/Yards Lost	48/306	32/242
Gross Yards	2510	2268
Att./Completions	353/168	391/214
Completion Pct.	47.6	54.7
Had Intercepted	22	24
PUNTS/AVERAGE	84/35.1	91/37.2
NET PUNTING AVG	29.9	28.5
PUNT RETURNS/AVG	51/12.5	43/8.7
KICKOFF RETURNS/AVG	46/23.4	50/24.1
MISC. RETURNS/AVG	125/7	8/0.9
INTERCEPTIONS/RET.	24/19.0	22/11.8
PENALTIES/YARDS	105/986	88/715
FUMBLES/BALL LOST	23/12	23/13
TOUCHDOWNS	39	25
Rushing	14	14
Passing	15	8
Returns	10	3
EXTRA POINTS/ATT	36/39	20/25
FIELD GOALS/ATT	15/21	12/27
TOTAL POINTS	315	206

SCORE BY PERIODS	1	2	3	4	OT	Total
BRONCOS	70	71	88	86		315
OPPONENTS	30	87	36	83		206

SCORING	TD	Ru	Pa	Rt	PAT	FG	S	TP
Turner	0	0	0	0	36/39	15/21	0	81
Moses	7	0	7	0	0/0	0/0	0	42
Armstrong	6	5	1	0	0/0	0/0	0	36
Upchurch	6	1	1	4	0/0	0/0	0	36
Odoms	5	2	3	0	0/0	0/0	0	30
Keyworth	4	3	1	0	0/0	0/0	0	24
Kick	2	1	1	0	0/0	0/0	0	12
Perrin	2	2	0	0	0/0	0/0	0	12
Rowser	2	0	0	2	0/0	0/0	0	12
Dolbin	1	0	1	0	0/0	0/0	0	6
Jackson	1	0	0	1	0/0	0/0	0	6
Politt	1	0	0	1	0/0	0/0	0	6
Gradishar	1	0	0	1	0/0	0/0	0	6
Jones	1	0	0	1	0/0	0/0	0	6
BRONCOS	39	14	15	10	36/39	15/21	0	315
OPPONENTS	25	14	8	3	20/25	12/28	0	206

FIELD GOAL BREAKDOWN	Distance	1-19	20-29	30-39	40-49	50+
Turner		1/1	7/8	4/5	3/7	--
OPP		1/2	4/6	3/7	4/11	0/2

Turner (20G,30G) (47G) (40W,47G,25G,36G, 27G) (31G,49S) () (21G,28G) (19G,33G) (44B, 42G) (44S) () (38B,20G) (27-hit upright)

SACKS: Chavous 8, Gradishar 7, Carter 4, T. Jackson 4, P. Smith 3, Hammond 1, Jones 1, Swenson 1, Rizzo 1, Moore 1, Dolbin 1. **TOTAL: 32.**

PASSING	Att.	Comp.	Yds.	Cmp.%	Yd./Att.	TD	TD%	Int.	Int.%	LG	Tkd/Yds	Rtg.
Ramsey	270	128	1931	47.4	7.15	11	4.1	13	4.8	171	39/261	65.1
Weese	47	24	314	51.1	6.68	1	2.1	6	12.8	43	9/45	39.9
Penrose	36	16	265	44.4	7.36	3	8.3	3	8.3	41	0/0	62.8
BRONCOS	353	168	2510	47.6	7.11	15	4.2	22	6.2	171	48/306	59.6
OPPONENTS	391	214	2268	54.7	5.80	8	2.0	24	6.1	58	33/253	53.1

1977 FINAL STATISTICS (12-2)

Date	W/L	Score	Opponent	Attend.	RUSHING	No.	Yds.	Avg	LG	TD
Sept 18	W	7-0	St. Louis	75,002	Armstrong	130	489	3.8	35	4
Sept 25	W	26-6	Buffalo	74,737	Perrin	110	456	4.1	62	3
Oct 2	W	24-13	at Seattle	53,108	Lytle	104	408	3.9	21	1
Oct 9	W	23-7	Kansas City	74,718	Keyworth	83	311	3.7	16	1
Oct 16	W	30-7	at Oakland	53,616	Jensen	40	143	3.6	12	1
Oct 23	W	24-13	at Cincinnati	54,395	Morton	31	125	4.0	15	4
Oct 30	L	14-24	Oakland	75,007	Weese	11	56	5.1	21	1
Nov 6	W	21-7	Pittsburgh	74,967	Penrose	4	24	6.0	17	0
Nov 13	W	17-14	at San Diego	45,211	Upchurch	1	19	19.0	119	1
Nov 20	W	14-7	at Kansas City	54,050	Dolbin	2	12	6.0	14	0
Nov 27	W	27-13	Baltimore	74,939	Kick	1	1	1.0	1	0
Dec 4	W	24-14	at Houston	46,875	Dilts	1	0	0.0	0	0
Dec 11	W	17-9	San Diego	74,905	Moses	5	-1	-2	8	0
Dec 18	L	6-14	at Dallas	63,752	BRONCOS	523	2043	3.9	62	16
					OPPONENTS	470	1530	3.3	65	5

TEAM STATISTICS	Den	Opp
TOTAL FIRST DOWNS	223	217
Rushing	101	77
Passing	107	123
Penalty	15	17
Third-Down Made/Att.	72/210	71/221
Third-Down Efficiency	34%	32%
TOTAL NET YARDS	3906	3774
Avg. Per Game	279.0	269.6
Total Plays	887	941
Avg. Gain Per Play	4.4	4.0
NET YARDS RUSHING	2043	1530
Avg. Per Game	145.9	109.3
Total Rushes	523	470
Avg. Per Rush	3.9	3.3
NET YARDS PASSING	1863	2244
Avg. Per Game	133.1	160.3
Sacked/Yards Lost	50/402	35/312
Gross Yards	2265	2556
Att./Completions	314/163	426/235
Completion Pct.	51.9	55.2
Had Intercepted	12	25
PUNTS/AVERAGE	91/39.2	95/40.7
NET PUNTING AVG	33.7	31.3
PUNT RETURNS/AVG	58/12.3	54/7.4
KICKOFF RETURNS/AVG	34/21.5	50/21.7
INTERCEPTIONS/RET.	25/19.6	12/14.3
PENALTIES/YARDS	91/883	97/718
FUMBLES/BALL LOST	28/15	27/14
TOUCHDOWNS	34	18
Rushing	16	5
Passing	15	11
Returns	3	2
EXTRA POINTS/ATTEMPTS	31/34	16/18
FIELD GOALS/ATTEMPTS	13/19	8/22
TOTAL POINTS	274	148

SCORE BY PERIODS	1	2	3	4	OT	Total
BRONCOS	68	72	60	74		274
OPPONENTS	45	46	40	17		148

SCORING	TD	Ru	Pa	Rt	PAT	FG	S	TP
Turner	1	0	1	0	31/34	13/19	0	76
Armstrong	4	4	0	0	0/0	0/0	0	24
Moses	4	0	4	0	0/0	0/0	0	24
Morton	4	4	0	0	0/0	0/0	0	24
Perrin	4	3	1	0	0/0	0/0	0	24
Upchurch	4	1	2	1	0/0	0/0	0	24
Dolbin	3	0	3	0	0/0	0/0	0	18
Odoms	3	0	3	0	0/0	0/0	0	18
Lytle	2	1	1	0	0/0	0/0	0	12
Wright	1	0	0	1	0/0	0/0	0	6
Keyworth	1	1	0	0	0/0	0/0	0	6
Jensen	1	1	0	0	0/0	0/0	0	6
Weese	1	1	0	0	0/0	0/0	0	6
Jackson	1	0	0	1	0/0	0/0	0	6
BRONCOS	34	16	15	3	31/34	13/19	0	274
OPPONENTS	18	5	11	2	16/18	8/22	0	148

FIELD GOAL BREAKDOWN	Distance	1-19	20-29	30-39	40-49	50+	Total
Turner		0/0	3/4	7/10	3/5	0/0	13/19
OPP		1/1	2/3	1/5	4/9	0/0	8/22

SACKS: Alzado 8, Chavous 8, Carter 6, T. Jackson 4, Manor 4, Gradishar 3, Swenson 2, Rizzo 1, Thompson 1. **TOTAL: 37**

PASSING	Att.	Comp.	Yds.	Cmp.%	Yd./Att.	TD	TD%	Int.	Int.%	LG	Tkd/Yds	Rtg.
Morton	254	131	1929	51.6	7.59	14	5.5	8	3.1	181	43/338	82.1
Penrose	40	21	217	52.5	5.43	0	0.0	4	10.0	35	5/49	28.9
Weese	20	11	119	55.0	5.95	1	5.0	0	0.0	31	2/15	89.4
BRONCOS	314	163	2265	51.9	7.21	15	4.8	12	3.8	181	50/402	75.6
OPPONENTS	426	235	2556	55.2								

1978 FINAL STATISTICS (10-6)

Date	W/L	Score	Opponent	Attend.	RUSHING	No.	Yds.	Avg	LG	TD
Sept 3	W	14-6	Oakland	74,904	Perrin	108	455	4.2	28	4
Sept 11	L	9-12	at Minnesota (OT)	46,508	Keyworth	112	444	4.0	30	3
Sept 17	W	27-14	San Diego	74,983	Armstrong	112	381	3.4	20	1
Sept 24	W	23-17	at Kansas City (OT)	60,593	Canada	79	365	4.6	47	3
Oct 1	W	28-7	Seattle	74,989	Lytle	81	341	4.2	25	2
Oct 8	L	0-23	at San Diego	50,077	Preston	66	296	4.5	16	1
Oct 16	W	16-7	Chicago	75,008	Morton	17	71	4.2	12	0
Oct 22	L	6-7	at Baltimore	54,057	Weese	17	48	2.8	8	1
Oct 29	W	20-17	at Seattle (OT)	62,948	Upchurch	5	31	6.2	11	0
Nov 5	L	28-31	N.Y. Jets	74,983	Foley	1	14	14.0	14	0
Nov 12	W	19-7	at Cleveland	70,856	Odoms	2	5	2.5	7	0
Nov 19	W	16-3	Green Bay	74,965	Penrose	1	0	0.0	0	0
Nov 23	L	14-17	at Detroit	71,785	BRONCOS	601	2451	4.0	47	15
Dec 3	W	21-6	at Oakland	53,932	OPPONENTS	549	1979	3.6	76	12
Dec 10	W	24-3	Kansas City	74,149						
Dec 16	L	17-21	Pittsburgh	74,104						

TEAM STATISTICS	Den	Opp
TOTAL FIRST DOWNS	294	251
Rushing	129	106
Passing	137	120
Penalty	28	25
Third-Down Made/Att.	81/226	88/249
Third-Down Efficiency	36%	35%
TOTAL NET YARDS	4829	4448
Avg. Per Game	301.8	278.0
Total Plays	1039	1016
Avg. Gain Per Play	4.6	4.4
NET YARDS RUSHING	2451	1979
Avg. Per Game	143.7	123.7
Total Rushes	601	549
NET YARDS PASSING	2378	2469
Avg. Per Game	148.6	154.3
Sacked/Yards Lost	48/332	30/243
Gross Yards	2710	2712
Att./Completions	391/217	438/246
Completion Pct.	55%	56%
Had Intercepted	17	31
PUNTS/AVERAGE	96/36.4	88/39.9
NET PUNTING AVG	32.8	29.9
PENALTIES/YARDS	132/1097	114/894
FUMBLES/BALL LOST	28/17	28/13
TOUCHDOWNS	36	21
Rushing	15	12
Passing	17	9
Returns	4	0
TOTAL POINTS	282	198

SCORE BY PERIODS	1	2	3	4	OT	Total
BRONCOS	58	55	71	89	9	282
OPPONENTS	44	75	50	26	3	198

SCORING	TD	Ru	Pa	Rt	PAT	FG	S	TP
Turner	0	0	0	0	31/35	11/22	0	64
Odoms	6	0	6	0	0/0	0/0	0	36
Perrin	5	4	1	0	0/0	0/0	0	30
Moses	5	0	5	0	0/0	0/0	0	30
Keyworth	4	3	1	0	0/0	0/0	0	24
Canada	3	3	0	0	0/0	0/0	0	18
Armstrong	2	1	1	0	0/0	0/0	0	12
Upchurch	2	0	1	1	0/0	0/0	0	12
Lytle	2	2	0	0	0/0	0/0	0	12
Preston	2	1	1	0	0/0	0/0	0	12
Weese	1	1	0	0	0/0	0/0	0	6
Thompson	1	0	0	1	0/0	0/0	0	6
Gradishar	1	0	0	1	0/0	0/0	0	6
Jackson, T.	1	0	0	1	0/0	0/0	0	6
Egloff	1	0	1	0	0/0	0/0	0	6
Alzado	0	0	0	0	0/0	0/0	1	2
BRONCOS	36	15	17	4	31/35	11/22	0	282
OPPONENTS	21	12	9	0	21/21	17/27	0	198

FIELD GOAL BREAKDOWN	Distance	1-19	20-29	30-39	40-49	50+	Total
Turner	1/1	3/4	3/7	4/8	0/2	11/22	3/27
OPP	2/3	8/9	4/7	3/8	0/0	17/27	

SACKS: Alzado 9, Carter 6.5, Chavous 4, T. Jackson 3, Latimer 2, Rizzo 2, Swenson 1.5, Grant 1.5, Nairne 1, Manor 0.5. **TOTAL: 31**

PASSING	Att.	Comp.	Yds.	Cmp.%	Yd./Att.	TD	TD%	Int.	Int.%	LG	Tkd/Yds	Rtg.
Morton	267	146	1802	54.7	6.75	11	4.1	8	3.0	142	36/238	76.9
Weese	87	55	723	63.2	8.31	4	4.6	5	5.7	31	12/94	80.9
Penrose	37	16	185	43.2	5.00	2	5.4	4	10.8	29	0/0	37.3
BRONCOS	391	217	2710	55.5	6.93	17	4.3	17	4.3	142	48/332	73.6
OPPONENTS	438	246	2712	56.2	6.19	9	2.1	31	7.1	175	30/243	52.1

RECEIVING	No.	Yds	Avg	LG	TD
Odoms	54	829	15.4	142	6
Moses	37	744	20.1	42	5
Dolbin	24	284	11.8	21	0
Preston	24	199	8.3	21	1
Keyworth	21	166	7.9	20	1
Upchurch	17	210	12.4	129	1
Armstrong	12	98	8.2	19	1
Perrin	10	54	5.4	13	1
Canada	6	37	6.2	12	0
Lytle	6	37	6.2	10	0
Egloff	4	33	8.3	15	1
Kinney	1	23	23.0	23	0
Turner	1	-4	-4.0	-4	0
BRONCOS	217	2710	12.4	42	17
OPPONENTS	246	2712	11.0	175	9

INTERCEPTIONS	No.	Yds	Avg	LG	TD
Jackson, B.	6	128	21.2	38	0
Foley	6	84	14.0	30	0
Gradishar	4	19	4.8	8	0
Thompson	4	0	0.0	0	0
Jackson, T.	3	28	9.3	128	1
Rizzo	3	10	3.3	10	0
Turk	2	36	18.0	22	0
Wright	2	2	1.0	2	0
Swenson	1	0	0.0	0	0
BRONCOS	31	307	9.9	38	1
OPPONENTS	17	195	11.5	61	0

PUNTING	No.	Yds	Avg	TB	in20	LG	B
Dilts	96	3494	36.4	6	23	73	0
OPPONENTS	86	3510	40.8	15	14	60	2

PUNT RETURNS	Ret	FC	Yds	Avg	LG	TD
Upchurch	36	2	493	13.7	175	1
Preston	10	0	68	6.8	23	0
West	3	2	20	6.7	12	0
Thompson	1	0	3	3.0	3	0
Pane	1	0	-2	-2.0	1	0
BRONCOS	51	4	582	11.4	175	1
OPPONENTS	47	21	226	4.8	55	0

KICKOFF RETURNS	No.	Yds	Avg	LG	TD
Perrin	12	256	21.3	33	0
Jackson, B.	9	209	23.2	40	0
Upchurch	8	222	27.8	41	0
Preston	7	154	22.0	32	0
Keyworth	2	24	12.0	13	0
Pane	1	29	29.0	29	0
West	1	24	24.0	24	0
Schultz	1	20	20.0	20	0
Turk	1	14	14.0	14	0
BRONCOS	42	952	22.6	41	0
OPPONENTS	52	1223	23.5	51	0

FIELD GOAL BREAKDOWN	Distance	1-19	20-29	30-39	40-49	50+	Total
Turner	1/1	3/4	3/7	4/8	0/2	11/22	3/27
OPP	2/3	8/9	4/7	3/8	0/0	17/27	

SACKS: Alzado 9, Carter 6.5, Chavous 4, T. Jackson 3, Latimer 2, Rizzo 2, Swenson 1.5, Grant 1.5, Nairne 1, Manor 0.5. **TOTAL: 31**

PASSING	Att.	Comp.	Yds.	Cmp.%	Yd./Att.	TD	TD%	Int.	Int.%	LG	Tkd/Yds	Rtg.
Morton	267	146	1802	54.7	6.75	11	4.1	8	3.0	142	36/238	76.9
Weese	87	55	723	63.2	8.31	4	4.6	5	5.7	31	12/94	80.9
Penrose	37	16	185	43.2	5.00	2	5.4	4	10.8	29	0/0	37.3
BRONCOS	391	217	2710	55.5	6.93	17	4.3	17	4.3	142	48/332	73.6
OPPONENTS	438	246	2712	56.2	6.19	9	2.1	31	7.1	175	30/243	52.1

1979 FINAL STATISTICS (10-6)

Date	W/L	Score	Opponent	Attend.	Keyworth	81	323	4.0	17	1
Sept 2	W	10-0	Cincinnati	74,788	Preston	43	169	3.9	18	1
Sept 6	L	9-13	Los Angeles	74,884	Canada	36	143	4.0	17	0
Sept 16	W	20-17	at Atlanta (OT)	57,677	Weese	18	116	6.4	20	3
Sept 23	W	37-34	Seattle	74,879	Prestridge	1	29	29.0	29	0
Sept 30	L	3-27	at Oakland	52,632	Morton	22	17	0.8	7	1
Oct 7	W	7-0	San Diego	74,997	Upchurch	3	17	5.7	18	0
Oct 14	W	24-10	at Kansas City	74,292	Dixon	3	9	3.0	7	0
Oct 22	L	7-42	at Pittsburgh	49,699	Odoms	1	-7	-7.0	-7	0
Oct 28	W	20-3	Kansas City	74,908	BRONCOS	524	2040	3.8	30	13
Nov 4	W	10-3	New Orleans	74,482	OPPONENTS	502	1693	3.4	72	16
Nov 11	W	45-10	New England	74,379						
Nov 18										

1980 FINAL STATISTICS (8-8)

Date	W/L	Score	Opponent	Attend.	RUSHING	No.	Yds.	Avg	LG	TD
Sept 7	L	6-27	at Philadelphia	70,307	Jensen	101	476	4.7	32	2
Sept 14	W	41-20	Dallas	74,919	Armstrong	106	470	4.4	20	4
Sept 21	L	13-30	San Diego	74,970	Preston	111	385	3.5	19	4
Sept 29	L	14-23	at New England	59,602	Lytle	57	223	3.9	35	1
Oct 5	W	19-16	at Cleveland	81,065	Keyworth	38	127	3.3	14	1
Oct 13	W	20-17	Washington	74,657	McCutcheon	12	52	4.3	12	0
Oct 19	L	17-23	Kansas City	74,459	Upchurch	5	49	9.8	21	0
Oct 26	W	14-9	at N.Y. Giants	67,598	Robinson	21	47	2.2	22	3
Nov 2	L	16-20	Houston	74,717	Morton	21	29	1.4	9	1
Nov 9	W	20-13	at San Diego	51,435	Moorehead	2	7	3.5	4	0
Nov 16	W	31-24	N.Y. Jets	72,114	Knapple	6	0	0.0	9	0
Nov 23	W	36-20	Seattle	73,274	BRONCOS	480	1865	3.9	35	16
Dec 1	L	3-9	at Oakland	51,583	OPPONENTS	554	2117	3.8	55	10
Dec 7	L	14-31	at Kansas City	40,237						
Dec 14	L	21-24	Oakland	73,974						
Dec 21	W	25-17	at Seattle	51,853						

TEAM STATISTICS

	Den	Opp
TOTAL FIRST DOWNS	286	303
Rushing	107	125
Passing	158	158
Penalty	21	20
Third-Down Made/Att.	84/223	91/228
Third-Down Efficiency	38%	40%
TOTAL NET YARDS	4642	5242
Avg. Per Game	290.1	327.6
Total Plays	992	1043
Avg. Gain Per Play	4.7	5.0
NET YARDS RUSHING	1865	2117
Avg. Per Game	116.6	132.3
Total Rushes	480	554
NET YARDS PASSING	2777	3125
Avg. Per Game	173.6	195.3
Sacked/Yards Lost	44/330	39/324
Gross Yards	3107	3449
Att./Completions	467/262	449/270
Completion Pct.	56%	60%
Had Intercepted	25	16
Average per Pass Play	5.4	6.4
PUNTS/AVERAGE	70/43.9	70/41.6
NET PUNTING AVG	35.9	34.1
TOTAL RETURN YARDAGE	2041	2021
Punt Returns/Average	42/9.7	52/8.5
Kickoff Returns/Average	62/20.8	55/21.6
Intercept. Ret./Average	16/21.4	25/15.6
PENALTIES/YARDS	93/899	101/850
FUMBLES/BALL LOST	26/13	26/12
TOUCHDOWNS	33	34
Rushing	16	10
Passing	14	20
Returns	3	4
Extra Points Made/Attempts	32/33	32/34
Field Goals Made/Attempts	26/34	29/40
TOTAL POINTS	310	323

SCORE BY PERIODS	1	2	3	4	OT	Total
BRONCOS	63	90	86	71	--	310
OPPONENTS	39	158	38	88	--	323

SCORING	TD	Ru	Pa	Rt	PAT	FG	S	TP
Steinfort	0	0	0	0	32/33	26/34	0	110
Odoms	6	0	6	0	0/0	0/0	0	36
Moses	4	0	4	0	0/0	0/0	0	24
Preston	4	4	0	0	0/0	0/0	0	24
Armstrong	4	4	0	0	0/0	0/0	0	24
Robinson	3	3	0	0	0/0	0/0	0	18
Upchurch	3	0	3	0	0/0	0/0	0	18
Jensen	3	2	1	0	0/0	0/0	0	18
Lytle	1	1	0	0	0/0	0/0	0	6
Morton	1	1	0	0	0/0	0/0	0	6
Gradishar	1	0	0	1	0/0	0/0	0	6
Latimer	1	0	0	1	0/0	0/0	0	6
Keyworth	1	1	0	0	0/0	0/0	0	6
Thompson	1	0	0	1	0/0	0/0	0	6
Jones	0	0	0	0	0/0	0/0	1	2
BRONCOS	33	16	14	3	32/33	26/34	1	310
OPPONENTS	34	10	20	4	32/34	29/40	0	323

PASSING	Att.	Comp.	Yds.	Cmp.%	Yd./Att.	TD	TD%	Int.	Int.%	LG	Tkd/Yds	Rtg.
Morton	301	183	2150	60.8	7.14	12	4.0	13	4.3	41	26/190	77.8
Robinson	162	78	942	48.1	5.81	2	1.2	12	7.4	52	17/136	39.5
Knapple	4	1	15	25.0	3.75	0	0.0	0	0.0	15	0/0	42.7
McCutcheon	0	0	0	0.0	0.00	0	0.0	0	0.0	0	1/4	39.5
BRONCOS	467	262	3107	56.1	6.65	14	3.0	25	5.4	52	44/330	64.0
OPPONENTS	449	270	3449	60.1	7.68	20	4.5	16	3.6	156	39/324	84.1

1981 FINAL STATISTICS (10-6)

Date	W/L	Score	Opponent	Attend.	RUSHING	No.	Yds.	Avg	LG	TD
Sept 6	W	9-7	Oakland	74,796	Parros	176	749	4.3	25	2
Sept 13	L	10-13	at Seattle	58,513	Preston	183	640	3.5	23	3
Sept 20	W	28-10	Baltimore	74,804	Reed	68	156	2.3	10	0
Sept 27	W	42-24	San Diego	74,844	Canada	33	113	3.4	11	3
Oct 4	W	17-0	at Oakland	51,035	Lytle	30	106	3.5	18	4
Oct 11	W	27-21	Detroit	74,816	Upchurch	5	56	11.2	37	0
Oct 18	L	14-28	at Kansas City	74,672	DeBerg	9	40	4.4	11	0
Oct 25	L	7-9	at Buffalo	77,757	Morton	8	18	2.3	5	0
Nov 2	W	19-17	Minnesota	74,834	Wright	1	11	11.0	11	0
Nov 8	W	23-20	Cleveland (OT)	74,859	Watson	2	6	3.0	6	0
Nov 15	W	24-7	at Tampa Bay	64,518	BRONCOS	515	1895	3.7	37	12
Nov 22	L	21-38	at Cincinnati	57,207	OPPONENTS	467	1992	4.3	182	17
Nov 29	L	17-34	at San Diego	51,533						
Dec 6	W	16-13	Kansas City	74,744						
Dec 13	W	23-13	Seattle	74,527						
Dec 20	L	24-35	at Chicago	40,125						

TEAM STATISTICS

	Den	Opp
TOTAL FIRST DOWNS	306	268
Rushing	91	103
Passing	181	142
Penalty	34	23
Third-Down Made/Att.	86/230	74/219
Third-Down Efficiency	37%	34%
TOTAL NET YARDS	5426	4860
Avg. Per Game	339.1	303.8
Total Plays	1062	999
Avg. Gain Per Play	5.1	4.9
NET YARDS RUSHING	1895	1992
Avg. Per Game	118.4	124.5
Total Rushes	467	467
Avg. Per Rush	3.7	4.3
NET YARDS PASSING	3531	2868
Avg. Per Game	220.7	179.3
Sacked/Yards Lost	61/461	36/295
Gross Yards	3992	3163
Att./Completions	485/289	497/267
Completion Pct.	60%	54%
Had Intercepted	21	23
Average per Pass Play	6.5	5.4
PUNTS/AVERAGE	86/40.4	88/43.1
NET PUNTING AVG	34.8	36.0
TOTAL RETURN YARDAGE	1584	1800
Punt Returns/Average	51/8.6	46/8.4
Kickoff Returns/Average	47/17.0	47/21.4
Intercept. Ret./Average	23/14.9	21/19.3
PENALTIES/YARDS	99/832	104/949
FUMBLES/BALL LOST	26/18	36/23
TOUCHDOWNS	39	35
Rushing	12	17
Passing	27	13
Returns	0	5
Extra Points Made/Attempts	36/38	34/35
Field Goals Made/Attempts	17/30	15/27
TOTAL POINTS	321	289

SCORE BY PERIODS	1	2	3	4	OT	Total
BRONCOS	67	91	74	86	3	321
OPPONENTS	63	80	71	75	0	289

SCORING	TD	Ru	Pa	Rt	PAT	FG	S	TP
Steinfort	0	0	0	0	36/37	17/30	0	87
Watson	13	0	13	0	0/0	0/0	0	78
Lytle	5	4	1	0	0/0	0/0	0	30
Odoms	5	0	5	0	0/0	0/0	0	30
Canada	4	3	1	0	0/0	0/0	0	24
Upchurch	3	0	3	0	0/0	0/0	0	18
Parros	3	2	1	0	0/0	0/0	0	18
Preston	3	3	0	0	0/0	0/0	0	18
Egloff	1	0	1	0	0/0	0/0	0	6
Wright	1	0	1	0	0/0	0/0	0	6
Moses	1	0	1	0	0/0	0/0	0	6
Prestridge	0	0	0	0	0/1	0/0	0	0
BRONCOS	39	12	27	0	36/38	17/30	0	321
OPPONENTS	35	17	13	5	34/35	15/27	0	289

PASSING	Att.	Comp.	Yds.	Cmp.%	Yd./Att.	TD	TD%	Int.	Int.%	LG	Tkd/Yds	Rtg.
Morton	376	225	3195	59.8	8.50	21	5.6	14	3.7	195	54/394	90.5
DeBerg	108	64	797	59.3	7.38	6	5.6	6	5.6	44	7/67	77.5
Reed	1	0	0	0.0	0.00	0	0.0	0	0.0	0	0/0	0.0
BRONCOS	485	289	3992	59.6	8.23	27	5.6	21	4.3	195	61/461	86.7
OPPONENTS	497	267	3163	53.7	6.36	13	2.6	23	4.6	165	36/295	62.8

1982 FINAL STATISTICS (2-7)

Date	W/L	Score	Opponent	Attend.	RUSHING	No.	Yds.	Avg	LG	TD
Sept 12	L	3-23	San Diego	73,564	Willhite	70	347	5.0	23	2
Sept 19	W	24-21	San Francisco	73,899	Parros	77	277	3.6	14	1
Sept 26			at New Orleans	Cancelled	Winder	67	259	3.9	18	1
Oct 3			Pittsburgh	Cancelled	Preston	19	81	4.3	13	0
Oct 10			at N.Y. Jets	Cancelled	Poole	7	36	5.1	20	0
Oct 17			at Houston	Cancelled	DeBerg	8	27	3.4	16	1
Oct 24			L.A. Raiders	Cancelled	Herrmann	3	7	2.3	16	1
Oct 31			Buffalo	Cancelled	Lytle	2	2	1.0	2	0
Nov 7			at Seattle	Resched. Jan. 2	Watson	1	-4	-4.0	-4	0
Nov 14			at Kansas City	Cancelled	Wright	1	-4	-4.0	-4	0
Nov 21	L	10-17	Seattle	73,916	Upchurch	2	-10	-5.0	-3	0
Nov 28	L	20-30	at San Diego	47,629	BRONCOS	257	1018	4.0	23	6
Dec 5	L	27-34	Atlanta	73,984	OPPONENTS	293	935	3.2	46	8
Dec 12	W	27-24	at L.A. Rams	48,112	RECEIVING	No.	Yds	Avg	LG	TD
Dec 19	L	16-37	Kansas City	74,192	Parros	37	259	7.0	24	2
Dec 26	L	10-27	at L.A. Raiders	44,160	Watson	36	555	15.4	41	2
Jan 2	L	11-13	at Seattle	43,145	Upchurch	26	407	15.7	15	3

TEAM STATISTICS

	Den	Opp
TOTAL FIRST DOWNS	170	176
Rushing	52	53
Passing	103	104
Penalty	15	19
Third-Down Made/Att.	43/121	48/132
Third-Down Efficiency	36%	36%
TOTAL NET YARDS	2837	3169
Avg. Per Game	315.2	352.1
Total Plays	592	616
Avg. Gain Per Play	4.8	5.1

NET YARDS RUSHING

	Den	Opp
Avg. Per Game	113.1	103.9
Total Rushes	257	293
Avg. Per Rush	4.0	3.2

NET YARDS PASSING

	Den	Opp
Avg. Per Game	202.1	248.2
Sacked/Yards Lost	24/200	16/116
Gross Yards	2019	2350
Att./Completions	311/181	307/172
Completion Pct.	58%	56%
Had Intercepted	19	12

PUNTS/AVERAGE

	Den	Opp
PUNTS/AVERAGE	45/45.0	42/39.4
NET PUNTING AVG	37.8	31.1

TOTAL RETURN YARDAGE

	Den	Opp
Punt Returns/Average	21/14.5	25/9.1
Kickoff Returns/Average	40/20.5	26/20.8
Intercept. Ret./Average	54/516	63/571
PENALTIES/YARDS	54/516	63/571

FUMBLES/BALL LOST

	Den	Opp
FUMBLES/BALL LOST	24/17	17/7

TOUCHDOWNS

	Den	Opp
Rushing	16	25
Passing	8	14
Returns	2	3

Extra Points Made/Attempts

	Den	Opp
Extra Points Made/Attempts	15/16	25/25
Field Goals Made/Attempts	11/13	17/24
TOTAL POINTS	148	226

SCORE BY PERIODS

	1	2	3	4	OT	Total
BRONCOS	26	47	33	42	--	148
OPPONENTS	40	79	40	67	--	226

SCORING

	TD	Ru	Pa	Rt	PAT	FG	S	TP
Karlis	0	0	0	0	15/16	11/13	0	48
Upchurch	5	0	3	2	0/0	0/0	0	30
Parros	3	1	2	0	0/0	0/0	0	18
Willhite	2	2	0	0	0/0	0/0	0	12
Watson	2	0	2	0	0/0	0/0	0	12
DeBerg	1	1	0	0	0/0	0/0	0	6
Winder	1	1	0	0	0/0	0/0	0	6
Herrmann	1	1	0	0	0/0	0/0	0	6
Wright	1	0	1	0	0/0	0/0	0	6
BRONCOS	16	6	8	2	15/16	11/13	2	148
OPPONENTS	25	8	14	3	25/25	17/24	0	226

PASSING

	Att.	Comp.	Yds.	Cmp.%	Yd./Att.	TD	TD%	Int.	Int.%	LG	Tkd/Yds	Rtg.
DeBerg	223	131	1405	58.7	6.30	7	3.1	11	4.9	151	16/130	67.1
Herrmann	60	32	421	53.3	7.02	1	1.7	4	6.7	39	4/48	53.4
Morton	26	18	193	69.2	7.42	0	0.0	3	11.5	20	3/19	51.0
Willhite	2	0	0	0.0	0.00	0	0.0	1	50.0	0	0/0	0.0
Upchurch	0	0	0	0.0	0.00	0	0.0	0	0.0	0	1/3	39.5
BRONCOS	311	181	2019	58.2	6.49	8	2.6	19	6.1	151	24/200	60.8
OPPONENTS	307	172	2350	56.0	7.65	14	4.6	12	3.9	186	16/116	79.6

1983 FINAL STATISTICS (9-7)

Date	W/L	Score	Opponent	Attend.	RUSHING	No.	Yds.	Avg	Long	TD
Sept 4	W	14-10	at Pittsburgh	58,233	Winder	196	757	3.9	52	3
Sept 11	W	17-10	at Baltimore	52,613	Poole	81	246	3.0	19	4
Sept 18	L	10-13	Philadelphia	74,202	Preston	57	222	3.9	28	1
Sept 25	L	7-22	L.A. Raiders	74,289	Willhite	43	188	4.4	124	3
Oct 2	L	14-31	at Chicago	58,210	Elway	28	146	5.2	23	1
Oct 9	W	26-14	at Houston	58,210	Parros	30	96	3.2	13	1
Oct 16	W	24-17	Cincinnati	74,305	Myles	8	52	6.5	16	0
Oct 23	W	14-6	San Diego	74,581	DeBerg	13	28	2.2	11	1
Oct 30	W	27-24	Kansas City	74,640	Upchurch	6	19	3.2	9	0
Nov 6	L	19-27	at Seattle	61,189	Kubiak	4	17	4.3	8	1
Nov 13	L	20-22	at L.A. Raiders	51,945	Watson	3	17	5.7	10	0
Nov 20	W	38-27	Seattle	74,710	Prestridge	1	7	7.0	7	0
Nov 27	L	7-31	at San Diego	43,650	Wright, J.	1	-11	-11.0	-11	0
Dec 4	W	27-6	Cleveland	70,912	BRONCOS	471	1784	3.8	52	15
Dec 11	W	21-19	Baltimore	74,854	OPPONENTS	509	1938	3.8	29	14
Dec 18	L	17-48	at Kansas City	11,377						

TEAM STATISTICS

	Den	Opp
TOTAL FIRST DOWNS	292	321
Rushing	99	119
Passing	155	185
Penalty	38	17
Third-Down Made/Att.	68/213	92/235
Third-Down Efficiency	32%	39%
TOTAL NET YARDS	4811	5609
Avg. Per Game	300.7	350.6
Total Plays	1099	1099
Avg. Gain Per Play	4.7	5.1

NET YARDS RUSHING

	Den	Opp
Avg. Per Game	111.5	121.1
Total Rushes	471	509
Avg. Per Rush	3.8	3.8

NET YARDS PASSING

	Den	Opp
Avg. Per Game	302.7	367.1
Sacked/Yards Lost	189.2	229.4
Gross Yards	3466	3988
Att./Completions	499/254	552/307
Completion Pct.	50.9%	55.6%
Had Intercepted	22	27
Avg. per Pass Play	5.5	6.2

PUNTS/AVERAGE

	Den	Opp
PUNTS/AVERAGE	87/41.6	77/44.2
NET PUNTING AVG	34.0	36.2

TOTAL RETURN YARDAGE

	Den	Opp
Punt Returns/Average	38/11.1	55/9.5
Kickoff Returns/Average	56/19.2	46/17.9
Intercept. Ret./Average	27/13.1	22/12.8

PENALTIES/YARDS

	Den	Opp
PENALTIES/YARDS	100/804	138/1097
FUMBLES/BALL LOST	34/19	46/20

TOUCHDOWNS

	Den	Opp
Rushing	34	36
Passing	15	14
Returns	17	18
Extra Points Made/Attempts	2	4

Field Goals Made/Attempts

	Den	Opp
Field Goals Made/Attempts	21/25	25/33
TOTAL POINTS	302	327

SCORE BY PERIODS

	1	2	3	4	OT	Total
BRONCOS	41	80	39	142	--	302
OPPONENTS	85	87	76	79	--	327

SCORING

	TD	Ru	Pa	Rt	PAT	FG	S	TP
Karlis	0	0	0	0	33/34	21/25	0	96
Watson	5	0	5	0	0/0	0/0	0	30
Poole	4	4	0	0	0/0	0/0	0	24
Willhite	4	3	1	0	0/0	0/0	0	24
Parros	3	1	2	0	0/0	0/0	0	18
Sampson	3	0	3	0	0/0	0/0	0	18
Winder	3	3	0	0	0/0	0/0	0	18
Egloff	2	0	2	0	0/0	0/0	0	12
Preston	2	1	1	0	0/0	0/0	0	12
Upchurch	2	0	2	0	0/0	0/0	0	12
Chavous	1	0	0	1	0/0	0/0	0	6
DeBerg	1	1	0	0	0/0	0/0	0	6
Elway	1	1	0	0	0/0	0/0	0	6
Kubiak	1	1	0	0	0/0	0/0	0	6

1984 FINAL STATISTICS (13-3)

Date	W/L	Score	Opponent	Attend.	RUSHING	No.	Yds.	Avg	LG	TD
Sept 2	W	20-17	Cincinnati	74,178	Winder	296	1153	3.9	24	4
Sept 9	L	0-27	at Chicago	54,335	Willhite	77	371	4.8	52	2
Sept 16	W	24-14	at Cleveland	61,980	Elway	56	237	4.2	21	1
Sept 23	W	21-0	Kansas City	74,263	Parros	46	208	4.5	25	2
Sept 30	W	16-13	L.A. Raiders	74,833	Lang	8	42	5.3	15	2
Oct 7	W	28-7	at Detroit	55,836	Brewer	10	28	2.8	8	0
Oct 15	W	17-14	Green Bay	62,546	Kubiak	9	27	3.0	17	1
Oct 21	W	37-7	at Buffalo	31,204	Myles	5	7	1.4	2	0
Oct 28	W	22-19	at L.A. Raiders (OT)	91,020	Johnson	1	3	3.0	3	0
Nov 4	W	26-19	New England	74,908	BRONCOS	508	2076	4.1	52	12
Nov 11	W	16-13	at San Diego	53,162	OPPONENTS	435	1664	3.8	72	10
Nov 18	W	42-21	Minnesota	74,716	RECEIVING	No.	Yds	Avg	LG	TD
Nov 25	L	24-27	Seattle	74,922	Watson	69	1170	17.0	73	7
Dec 2	L	13-16	at Kansas City	38,494	Winder	44	288	6.5	21	2
Dec 9	W	16-13	at San Diego	74,867	Johnson	42	587	14.0	49	6
Dec 15	W	31-14	at Seattle	64,411	Willhite	27	298	11.0	63	0

TEAM STATISTICS		Den	Opp
TOTAL FIRST DOWNS		299	311
Rushing		121	90
Passing		152	206
Penalty		26	15
Third-Down Made/Att.	68/207	84/240	35%
Third-Down Efficiency	33%	35%	
Fourth-Down Made/Att.	6/7	8/23	35%
Fourth-Down Efficiency	86%	86%	
TOTAL NET YARDS		4935	5687
Avg. Per Game		308.4	355.4
Total Plays		1018	1123
Avg. Gain Per Play		4.8	5.1
NET YARDS RUSHING		2076	1664
Avg. Per Game		129.8	104.0
Total Rushes		508	435
Avg. Per Rush		4.1	3.8
NET YARDS PASSING		2859	4023
Avg. Per Game		178.7	251.4
Sacked/Yards Lost	35/257	57/430	
Gross Yards		3116	4453
Att./Completions	475/263	632/346	
Completion Pct.	55%	55%	
Had Intercepted	17	31	
Avg. per Pass Play	5.6	5.8	
PUNTS/AVERAGE		96/40.1	81/41.5
NET PUNTING AVG		35.4	35.1
TOTAL RETURN YARDAGE		1725	1700
Punt Returns/Average	41/7.8	44/7.5	
Kickoff Returns/Average	45/19.9	55/21.5	
Intercept. Ret./Average	31/16.5	17/11.1	
PENALTIES/YARDS		78/636	104/891
FUMBLES/BALL LOST	36/17	44/24	
TOUCHDOWNS		42	26
Rushing		12	10
Passing		22	16
Returns		8	0
Extra Points Made/Attempts	38/41	26/26	
Field Goals Made/Attempts	21/28	19/33	
TOTAL POINTS		353	241

SCORE BY PERIODS	1	2	3	4	OT	Total
BRONCOS	75	125	68	82	3	353
OPPONENTS	49	74	45	73	0	241

SCORING	TD	Ru	Pa	Rt	PAT	FG	S	TP
Karlis	0	0	0	0	38/41	21/28	101	101
Winder	7	4	2	0	0/0	0/0	0	42
Johnson	6	0	6	0	0/0	0/0	0	36
Lang	3	2	1	0	0/0	0/0	0	18
Kay	3	0	3	0	0/0	0/0	0	18
Parros	2	2	0	0	0/0	0/0	0	12
Foley	2	0	0	2	0/0	0/0	0	12
Willhite	2	2	0	0	0/0	0/0	0	12
Kubiak	1	1	0	0	0/0	0/0	0	6
Robbins	1	0	0	1	0/0	0/0	0	6
Smith	1	0	0	1	0/0	0/0	0	6
Woodard	1	0	0	1	0/0	0/0	0	6
Jones	1	0	0	1	0/0	0/0	0	6
Alexander	1	0	1	0	0/0	0/0	0	6
Harden	1	0	0	1	0/0	0/0	0	6
Sampson	1	0	1	0	0/0	0/0	0	6
Wright, L.	1	0	1	0	0/0	0/0	0	6
Wright, J.	1	0	0	0	0/0	0/0	0	6
Elway	1	1	0	0	0/0	0/0	0	6
BRONCOS	42	12	22	8	38/41	21/28	0	353
OPPONENTS	26	10	16	0	26/26	19/33	1	241

PASSING	Att.	Comp.	Yds.	Cmp.%	Yd./Att.	TD	TD%	Int.	Int.%	LG	Tkd/Yds	Rtg.
Elway	380	214	2598	56.3	6.84	18	4.7	15	3.9	73	24/158	76.8
Kubiak	75	44	58.7	5.8	5.87	4	5.3	1	1.3	41	10/86	87.6
Stankavage	18	4	58	22.2	3.22	0	0.0	1	5.6	16	1/13	17.1
Willhite	2	1	20	50.0	10.00	0	0.0	0	0.0	20	0/0	85.3
BRONCOS	475	263	3116	55.4	6.56	22	4.6	17	3.6	73	35/257	75.8
OPPONENTS	632	346	4453	54.7	7.05	16	2.5	31	4.9	180	57/430	64.9

RECEIVING	No.	Yds	Avg	LG	TD
Watson	69	1170	17.0	73	7
Winder	44	288	6.5	21	2
Johnson	42	587	14.0	49	6
Willhite	27	298	11.0	63	0
Sawyer	17	122	7.2	25	0
Kay	16	136	8.5	21	3
Wright, J.	11	118	10.7	21	1
Sampson	9	123	13.7	25	1
Alexander	8	132	16.5	41	1
Parros	6	25	4.2	9	0
Lang	4	24	6.0	19	1
Summers	3	32	10.7	16	0
Myles	2	22	11.0	12	0
Brewer	2	20	10.0	16	0
Kubiak	1	20	20.0	20	0
Logan	1	3	3.0	3	0
Studdard	1	-4	-4.0	-4	0
BRONCOS	263	3116	11.8	73	22
OPPONENTS	346	4453	12.9	180	16

INTERCEPTIONS	No.	Yds	Avg	LG	TD
Foley	6	97	16.2	140	1
Harden	6	79	13.2	145	1
Wilson	4	59	14.8	22	0
Smith	3	13	4.3	10	0
Mecklenburg	2	105	52.5	63	0
Robbins	2	62	31.0	162	1
Busick	2	21	10.5	16	0
Woodard	1	27	27.0	127	1
Jackson	1	23	23.0	23	0
Ryan	1	13	13.0	13	0
Comeaux	1	5	5.0	5	0
Lilly	1	5	5.0	5	0
Wright, L.	1	1	1.0	1	0
BRONCOS	31	510	16.5	63	4
OPPONENTS	17	189	11.1	35	0

PUNTING	No.	Yds	Avg	TB	in20	LG	B
Norman	96	3850	40.1	6	16	83	--
OPPONENTS	81	3361	41.5	10	20	62	--

PUNT RETURNS	Ret	FC	Yds	Avg	LG	TD
Willhite	20	9	200	10.0	35	0
Thomas	20	4	118	9.9	15	0
Wilson	1	0	0	0.0	0	0
BRONCOS	41	13	318	7.8	35	0
OPPONENTS	44	25	330	7.5	24	0

KICKOFF RETURNS	No.	Yds	Avg	LG	TD
Lang	19	404	21.3	38	0
Thomas	18	351	19.5	33	0
Willhite	4	109	27.3	40	0
Dennison	2	27	13.5	16	0
Harden	1	4	4.0	4	0
Smith	1	2	2.0	2	0
BRONCOS	45	897	19.9	40	0
OPPONENTS	55	1181	21.5	62	0

FIELD GOAL BREAKDOWN	Distance	1-19	20-29	30-39	40-49	50+	Total
Karlis	1/1	6/7	7/8	6/9	1/3	21/28	
OPP	1/1	4/7	3/8	10/13	1/4	19/33	

Karlis () (50N) (25G) (46N) (27G,32G,19G) (51N) (3G) (45G,40G,45G) (41G,24G,42N,35G) () (44G,45G,34N,37G) () (27G,25N) (22G,37G, 42N) (30G,50G,28G) (34G)

SACKS: Jones 11, Chavous 7.5, Mecklenburg 7, T. Jackson 6, Townsend 5, Carter 3, Bowyer 3, Dennison 3, Ryan 3, Woodard 3, Busick 1, Comeaux 1, Garnett 1, Robbins 1, D. Smith 1, Wilson 0.5. TOTAL: 57

1985 FINAL STATISTICS (11-5)

Date	W/L	Score	Opponent	Attend.	RUSHING	No.	Yds.	Avg	LG	TD
Sept 8	L	16-20	at L.A. Rams	52,522	Winder	199	714	3.6	42	8
Sept 15	W	34-23	New Orleans	74,488	Lang	84	318	3.8	26	5
Sept 22	W	44-28	at Atlanta	37,903	Sewell	82	275	3.4	16	4
Sept 29	L	26-30	Miami	73,614	Elway	50	253	5.1	22	0
Oct 6	W	31-20	Houston	74,699	Willhite	66	237	3.6	14	0
Oct 13	W	15-10	at Indianapolis	60,128	Johnson, V.	10	36	3.6	14	0
Oct 20	W	13-10	Seattle (OT)	74,899	Pooler	4	12	3.0	6	0
Oct 27	W	30-10	at Kansas City	68,248	Kubiak	1	6	6.0	6	0
Nov 3	L	10-30	at San Diego	57,312	Norman	1	0	0.0	0	0
Nov 11	W	17-16	San Francisco	73,173	BRONCOS	497	1851	3.7	42	20
Nov 17	W	30-24	San Diego (OT)	74,376	OPPONENTS	475	1973	4.2	161	10
Nov 24	L	28-31	at L.A. Raiders (OT)	63,161	RECEIVING	No.	Yds	Avg		

1986 FINAL STATISTICS (11-5)

Date	W/L	Score	Opponent	Attend.
Sept 7	W	38-36	L.A. Raiders	75,695
Sept 15	W	21-10	at Pittsburgh	57,305
Sept 21	W	33-7	at Philadelphia	63,839
Sept 28	W	27-20	New England	75,804
Oct 5	W	29-14	Dallas	76,082
Oct 12	W	31-14	at San Diego	55,662
Oct 20	L	10-22	at N.Y. Jets	73,759
Oct 26	W	20-13	Seattle	76,089
Nov 2	W	21-10	at L.A. Raiders	90,153
Nov 9	L	3-9	San Diego	75,012
Nov 16	W	38-17	Kansas City	75,745
Nov 23	L	16-19	at N.Y. Giants	75,116
Nov 30	W	34-28	Cincinnati	58,705
Dec 7	L	10-37	at Kansas City	47,019
Dec 13	W	31-30	Washington	75,905
Dec 20	L	16-41	at Seattle	63,697

TEAM STATISTICS		Den	Opp
TOTAL FIRST DOWNS			
Rushing		94	93
Passing		184	177
Penalty		41	21
Third-Down Made/Att.		92/222	75/222
Third-Down Efficiency		41%	34%
Fourth-Down Made/Att.		2/5	2/5
Fourth-Down Efficiency		40%	47%
TOTAL NET YARDS		4296	4947
Avg. Per Game		326.0	309.2
Total Plays		1042	1026
Avg. Gain Per Play		5.0	4.8
NET YARDS RUSHING		1678	1651
Avg. Per Game		104.9	103.2
Total Rushes		455	432
Avg. Per Rush		3.7	3.8
NET YARDS PASSING		2538	3296
Avg. Per Game		321.1	206.0
Sacked/Yards Lost		38/273	49/459
Gross Yards		3181	3755
Att./Completions		549/306	545/301
Completion Pct.		55.7%	55.2%
Had Intercepted		16	18
Avg. per Pass Play		6.0	5.5
PUNTS/AVERAGE		86/39.3	86/42.9
NET PUNTING AVG		33.0	34.2
TOTAL RETURN YARDAGE		1964	2024
Punt Returns/Average		48/11.5	40/9.1
Kickoff Returns/Average		53/20.6	65/20.0
Intercept. Ret./Average		16/17.7	16/22.7
PENALTIES/YARDS		104/910	126/1034
FUMBLES/BALL LOST		24/13	32/18
TOUCHDOWNS		45	36
Rushing		17	13
Passing		22	21
Returns		6	2
Extra Points Made/Attempts		44/45	35/36
Field Goals Made/Attempts		20/28	24/32
TOTAL POINTS		378	327

SCORE BY PERIODS		1	2	3	4	OT	Total
BRONCOS		69	131	89	89	--	378
OPPONENTS		58	92	61	116	--	327

SCORING		TD	Ru	Pa	Rt	PAT	FG	S	TP
Karlis		0	0	0	0	44/45	20/28	0	104
Winder		14	9	5	0	0/0	0/0	0	84
Willhite		9	5	3	1	0/0	0/0	0	54
Lang		3	1	2	0	0/0	0/0	0	18
Harden		3	0	0	3	0/0	0/0	0	18
Watson		3	0	3	0	0/0	0/0	0	18
Elway		2	1	1	0	0/0	0/0	0	12
Sewell		2	1	0	0	0/0	0/0	0	12
Johnson		2	0	2	0	0/0	0/0	0	12
Townsend		1	0	0	1	0/0	0/0	0	6
Studdard		1	0	1	0	0/0	0/0	0	6
Jackson, M.		1	0	1	0	0/0	0/0	0	6
Wilson		1	0	1	0	0/0	0/0	0	6
Woodard		1	0	0	1	0/0	0/0	0	6
Kay		1	0	1	0	0/0	0/0	0	6
Mobley		1	0	1	0	0/0	0/0	0	6
BRONCOS		45	17	22	6	44/45	20/28	0	378
OPPONENTS		36	13	21	2	35/36	24/32	0	327

PASSING		Att.	Comp.	Yds.	Cmp.P.	Yd./Att.	TD	TD%	Int.	Int.%	LG	Tkd/Yds	Rtg.
Elway		504	280	3485	55.6	6.91	19	3.8	13	2.6	53	32/233	79.0
Kubiak		38	23	249	60.5	6.55	1	2.6	3	7.9	26	3/23	55.7
Willhite		4	1	11	25.0	2.75	0	0.0	0	0.0	11	0/0	39.6
Norman		1	1	43	100.0	43.00	1	100.0	0	0.0	43	0/0	158.3
Sewell		1	1	23	100.0	23.00	1	100.0	0	0.0	123	3/17	158.3
Johnson		1	0	0	0.0	0.00	0	0.0	0	0.0	0	0/0	39.5
BRONCOS		549	306	3811	55.7	6.94	22	4.0	16	2.9	53	38/273	78.7
OPPONENTS		545	301	3755	55.2	6.89	21	3.9	18	3.3	157	49/459	75.9

RUSHING		No.	Yds.	Avg	LG	TD
Winder		240	789	3.3	31	9
Willhite		85	365	4.3	42	5
Elway		52	257	4.9	24	1
Sewell		23	123	5.3	15	1
Lang		29	94	3.2	14	1
Kubiak		6	22	3.7	10	0
Bell		9	17	1.9	12	0
Johnson		5	15	3.0	6	0
Jackson, M.		2	6	3.0	5	0
Boddie		1	2	2.0	2	0
Horan		1	0	0.0	0	0
Mobley		1	-1	-1.0	-1	0
Norman		1	-11	-11.0	-11	0
BRONCOS		455	1678	3.7	42	17
OPPONENTS		432	1651	3.8	160	13

RECEIVING		No.	Yds	Avg	LG	TD
Willhite		64	529	8.3	34	3
Watson		45	699	15.5	46	3
Jackson, M.		38	738	19.4	53	1
Johnson		31	363	11.7	34	2
Winder		26	171	6.6	20	5
Sewell		23	204	12.8	40	1
Mobley		22	332	15.1	32	1
Sampson		21	259	12.3	43	0
Kay		15	195	13.0	34	1
Lang		13	105	8.1	26	2
Hackett		3	48	16.0	19	0
Bell		2	10	5.0	7	0
Wilson		1	43	43.0	143	1
Elway		1	23	23.0	123	1
Studdard		1	2	2.0	12	1
BRONCOS		306	3811	12.5	53	22
OPPONENTS		301	3755	12.5	157	21

INTERCEPTIONS		No.	Yds	Avg	LG	TD
Harden		6	179	29.8	52	2
Wright		3	56	18.7	56	0
Lilly		3	22	7.3	15	0
Foley		2	39	19.5	24	0
Hunley		1	22	22.0	22	0
Dennison		1	5	5.0	5	0
Smith		1	0	0.0	0	0
Wilson		1	-5	-5.0	-5	0
BRONCOS		18	318	17.7	56	2
OPPONENTS		16	363	22.7	178	2

PUNTING		No.	Yds	Avg	TB	in20	LG	B
Weil		34	1344	39.5	3	5	55	0
Norman		30	1168	38.9	4	2	57	1
Horan		21	864	41.1	2	8	50	0
BRONCOS		85	3376	39.7	9	15	57	1
OPPONENTS		86	3689	42.9	10	17	59	0

PUNT RETURNS		Ret	FC	Yds	Avg	LG	TD
Willhite		42	8	468	11.1	170	1
Johnson		3	0	36	12.0	19	0
Jackson, M.		2	0	7	3.5	6	0
Harden		1	0	41	41.0	141	1
BRONCOS		48	8	552	11.5	170	2
OPPONENTS		40	16	362	9.1	30	0

KICKOFF RETURNS		No.	Yds	Avg	LG	TD
Bell		23	531	23.1	42	0
Lang		21	480	22.9	42	0
Willhite		3	35	11.7	23	0
Johnson		2	21	10.5	21	0
Hunley		2	11	5.5	6	0
Jackson, M.		1	16	16.0	16	0
Ryan		1	0	0.0	0	0
BRONCOS		53	1094	20.6	42	0
OPPONENTS		65	1299	20.0	51	0

FIELD GOAL BREAKDOWN		Distance	1-19	20-29	30-39	40-49	50+	Total
Karlis		0/0	3/4	8/8	8/14	1/2	20/28	
OPP		0/0	4/5	9/10	10/14	1/3	21/17	

SACKS: Jones 13.5, Mecklenburg 9.5, Fletcher 5.5, Gilbert 4, Robbins 4, Woodard 3, Townsend 2.5, D. Smith 1, Ryan 1, Dennison 1, Comeaux 1, Lilly 1, T. Jackson 0.5, Hunley 0.5.

1987 FINAL STATISTICS (10-4-1)

Date	W/L	Score	Opponent	Attend.
Sept 13	W	40-17	Seattle	75,999
Sept 20	T	17-17	at Green Bay (OT)	67,500
Sept 28	Cancelled		at Cleveland (Strike)	
Oct 4	L	10-40	*Houston	38,494
Oct 12	W	30-14	*L.A. Raiders	61,230
Oct 18	W	26-17	*at Kansas City	20,296
Oct 26	L	27-34	at Minnesota	51,011
Nov 1	W	34-0	Detroit	75,172
Nov 8	L	14-21	at Buffalo	63,698
Nov 16	W	31-29	Chicago	75,783
Nov 22	W	23-17	at L.A. Raiders	61,318
Nov 29	W	31-17	at San Diego	61,880
Dec 6	W	31-20	New England	75,795
Dec 13	L	21-28	at Seattle	61,759
Dec 19	W	20-17	Kansas City	75,053
Dec 27	W	24-0	San Diego	37,500

*Replacement Games

TEAM STATISTICS		Den	Opp
TOTAL FIRST DOWNS			
Rushing		331	103
Passing		172	148
Penalty		26	26
Third-Down Made/Att.		106/224	64/183
Third-Down Efficiency		47.3%	35%
Fourth-Down Made/Att.		6/13	5/12
Fourth-Down Efficiency		46.2%	41.7%
TOTAL NET YARDS		5624	5624
Avg. Per Game		374.9	320.9
Total Plays		1070	941
Avg. Gain Per Play		5.3	5.1
NET YARDS RUSHING		1970	2017
Avg. Per Game		131.3	134.5
Total Rushes		510	454
Avg. Per Rush		3.9	4.4
NET YARDS PASSING		3654	2796
Avg. Per Game		243.6	186.4
Sacked/Yards Lost		30/220	31/244
Gross Yards		3874	3040
Att./Completions		530/285	456/261
Completion Pct.		53.8	57.2
Had Intercepted		19	28
Avg. per Pass Play		6.9	6.1
PUNTS/AVERAGE		65/39.9	75/42.1
NET PUNTING AVG		31.6	33.5
TOTAL RETURN YARDAGE		1941	1954
Punt Returns/Average		48/10.1	34/12.5
Kickoff Returns/Average		46/20.7	61/19.1
Intercept. Ret./Average		28/14.4	19/19.1
PENALTIES/YARDS		95/812	96/785
FUMBLES/BALL LOST		29/17	35/19
TOUCHDOWNS		45	36
Rushing		16	16
Passing		28	15
Returns		3	4
Extra Points Made/Attempts		44/45	32/35
Field Goals Made/Attempts		21/29	14/21
TOTAL POINTS		379	288

SCORE BY PERIODS		1	2	3	4	OT	Total
BRONCOS		92	110	79	98	0	379
OPPONENTS		70	110	64	44	0	288

SCORING		TD	Ru	Pa	Rt	PAT	FG	S	TP</
---------	--	----	----	----	----	-----	----	---	------

1988 FINAL STATISTICS (8-8)

Date	W/L	Score	Opponent	Attend.	Elway	Kubiak	Nattiel	Willhite	Bell	Jackson	Johnson, J.	Johnson, V.	Thomas	BRONCOS	OPPONENTS
Sept 4	L	14-21	Seattle	75,986	54	234	4.3	26	1	1	0	0	0	54	234
Sept 11	W	34-3	San Diego	75,359	32	135	4.2	26	1	0	0	0	0	32	135
Sept 18	L	13-20	at Kansas City	63,288	17	65	10.2	13	0	0	0	0	0	17	65
Sept 26	L	27-30	L.A. Raiders (OT)	75,964	5	51	3.0	29	0	0	0	0	0	5	51
Oct 2	W	12-0	at San Diego	55,763	13	39	3.0	7	2	0	0	0	0	13	39
Oct 9	W	16-13	at San Francisco (OT)	61,711	9	36	4.0	6	0	0	0	0	0	9	36
Oct 16	W	30-14	Atlanta	75,287	1	5	5.0	5	0	0	0	0	0	1	5
Oct 23	L	21-39	at Pittsburgh	49,811	1	3	3.0	3	0	0	0	0	0	1	3
Oct 31	L	23-55	at Indianapolis	60,544	1	1	1.0	1	0	0	0	0	0	1	1
Nov 6	W	17-11	Kansas City	74,227	1	0	0.0	0	0	0	0	0	0	1	0
Nov 13	W	30-7	Cleveland	75,806	464	1815	3.9	35	13					464	1815
Nov 20	L	0-42	at New Orleans	68,075	2538	4.6	64	21						2538	4.6
Nov 27	W	35-24	at L.A. Raiders	65,561											
Dec 4	L	20-21	at Seattle	62,838											
Dec 11	L	14-42	New England	70,910											

TEAM STATISTICS

TOTAL FIRST DOWNS

	Den	Opp
Rushing	106	140
Passing	196	161
Penalty	36	15
Third-Down Made/Att.	85/210	81/214
Third-Down Efficiency	40%	38%
Fourth-Down Made/Att.	4/13	9/18
Fourth-Down Efficiency	31%	50%

TOTAL NET YARDS

	Den	Opp
Avg. Per Game	344.1	341.9
Total Plays	1077	1055
Avg. Gain Per Play	5.1	5.2
NET YARDS RUSHING	1815	2538
Avg. Per Game	113.4	158.6
Total Rushes	464	552
Avg. Per Rush	3.9	4.6

NET YARDS PASSING

	Den	Opp
Avg. Per Game	230.7	183.3
Sacked/Yards Lost	32/250	36/235
Gross Yards	3941	3168
Att./Completions	581/324	467/262
Completion Pct.	56%	56%
Had Intercepted	22	16
Avg. per Pass Play	6.0	5.8

PUNTS/AVERAGE

	Den	Opp
NET PUNTING AVG	37.9	36.3
TOTAL RETURN YARDAGE	1842	1673
Punt Returns/Average	53/8.5	33/11.0
Kickoff Returns/Average	58/20.5	53/18.2

PENALTIES/YARDS

	Den	Opp
FUMBLES/BALL LOST	34/12	34/12
TOUCHDOWNS	37	41
Rushing	13	21
Passing	24	18
Returns	0	2
Extra Points Made/Attempts	36/37	41/41
Field Goals Made/Attempts	23/26	21/27
TOTAL POINTS	327	352

SCORE BY PERIODS

	1	2	3	4	OT	Total
BRONCOS	43	127	64	90	3	327
OPPONENTS	85	112	96	56	3	352

SCORING

	TD	Ru	Pa	Rt	PAT	FG	S	TP
Karlis	0	0	0	0	36/37	23/36	0	105
Sewell	6	1	5	0	0/0	0/0	0	36
Jackson	6	0	6	0	0/0	0/0	0	36
Dorsett	5	5	0	0	0/0	0/0	0	30
Winder	5	4	1	0	0/0	0/0	0	30
Johnson	5	0	5	0	0/0	0/0	0	30
Kay	4	0	4	0	0/0	0/0	0	24
Willhite	2	2	0	0	0/0	0/0	0	12
Mobley	2	0	2	0	0/0	0/0	0	12
Elway	1	1	0	0	0/0	0/0	0	6
Nattiel	1	0	1	0	0/0	0/0	0	6
BRONCOS	37	13	24	0	36/37	23/36	0	327
OPPONENTS	41	21	18	2	41/41	21/27	1	352

RUSHING

	No.	Yds.	Avg	Long	TD
Dorsett	181	703	3.9	26	5
Winder	149	543	3.6	35	4

PASSING

	Att.	Comp.	Yds.	Cmp.%	Yd./Att.	TD	TD%	Int.	Int.%	LG	Tkd/Yds	Rtg.
Elway	496	274	3309	55.2	6.67	17	3.4	19	3.8	86	30/237	71.3
Kubiak	69	43	497	62.3	7.20	5	7.2	3	4.3	168	2/13	90.0
Karcher	12	6	128	50.0	10.67	1	8.3	0	0.0	74	0/0	115.8
Dorsett	2	1	7	50.0	3.50	1	50.0	0	0.0	17	0/0	97.8
Sewell	1	0	0	0.0	0.00	0	0.0	0	0.0	0	0/0	39.5
Nattiel	1	0	0	0.0	0.00	0	0.0	0	0.0	0	0/0	39.5
BRONCOS	581	324	3941	55.8	6.78	24	4.1	22	3.8	86	32/250	74.6
OPPONENTS	467	262	3168	56.1	6.78	18	3.9	16	3.4	55	36/235	75.8

1989 FINAL STATISTICS (11-5)

Date	W/L	Score	Opponent	Attend.	RUSHING	No.	Yds.	Avg	LG	TD
Sept 10	W	34-20	Kansas City	74,284	Humphrey	294	1151	3.9	40	7
Sept 18	W	28-18	at Buffalo	78,176	Winder	110	351	3.2	16	2
Sept 24	W	31-21	L.A. Raiders	75,754	Elway	48	244	5.1	31	3
Oct 1	L	13-16	at Cleveland	78,637	Alexander	45	146	3.2	11	2
Oct 8	W	16-10	San Diego	75,222	Bratton	30	108	3.6	9	1
Oct 15	W	14-3	Indianapolis	74,680	Sewell	7	44	6.3	10	0
Oct 22	W	24-21	at Seattle (OT)	62,353	Kubiak	15	35	2.3	10	0
Oct 29	L	24-28	Philadelphia	75,065	Jackson	5	13	2.6	8	0
Nov 5	W	34-7	Pittsburgh	74,739	BRONCOS	554	2092	3.8	40	15
Nov 12	W	16-13	at Kansas City	76,245	OPPONENTS	426	1580	3.7	24	10
Nov 20	W	14-10	at Washington	52,975						
Nov 26	W	41-14	Seattle	75,117	RECEIVING	No.	Yds	Avg	LG	TD
Dec 3	L	13-16	at L.A. Raiders (OT)	87,560	Johnson	76	1095	14.4	69	7
Dec 10	L	7-14	N.Y. Giants	63,283	Jackson	28	446	15.9	49	2
Dec 16	W	37-0	at Phoenix	56,071	Sewell	25	416	16.6	56	3
Dec 24	L	16-19	at San Diego	50,524	Young	22	402	18.3	47	2
					Humphrey	22	156	7.1	13	1
					Kay	21	197	9.4	120	2
					Mobley	17	200	11.8	36	0
					Winder	14	91	6.5	19	0
					Nattiel	10	183	18.3	43	1
					Bratton	10	64	10.5	28	0
					Alexander	8	84	10.5	28	0
					Kelly	3	13	4.3	6	0
					BRONCOS	256	3352	13.1	69	21
					OPPONENTS	268	3201	11.9	175	13

TEAM STATISTICS

TOTAL FIRST DOWNS

	Den	Opp
Rushing	308	246
Passing	125	90
Penalty	163	142
3rd Down: Made/Att	111/240	73/216
3rd Down Pct.	46.3	33.8
4th Down: Made/Att	2/9	12/24
4th Down Pct.	22.2	50.0

POSSESSION AVG.

	Den	Opp
TOTAL NET YARDS	5093	4407
Avg. Per Game	318.3	275.4
Total Plays	1071	977
Avg. Per Play	4.8	4.5
NET YARDS RUSHING	2092	1580
Avg. Per Game	130.8	98.8
Total Rushes	554	426
NET YARDS PASSING	3001	2827
Avg. Per Game	187.6	176.7
Sacked/Yards Lost	43/351	47/374
Gross Yards	3201	3352
Att./Completions	474/256	504/268
Completion Pct.	54.0	53.2
Had Intercepted	20	21

PUNTS/AVERAGE

	Den	Opp
NET PUNTING AVG	33.7	35.0
NET PUNTING YARDAGE	80/39.8	84/41.0
PENALTIES/YARDS	83/594	102/823
FUMBLES/BALL LOST	26/12	43/22
TOUCHDOWNS	40	25
Rushing	15	10
Passing	21	13
Returns	4	2

SCORE BY PERIODS

	1	2	3	4	OT	Total
BRONCOS	84	114	57	104	3	362
OPPONENTS	44	53	50	76	3	226

SCORING

	TD	Ru	Pa	Rt	PAT	FG	S	TP
Treadwell	0	0	0	0	39/40	27/33	0	120
Humphrey	8	7	1	0	0/0	0/0	0	48
Johnson	7	0	7	0	0/0	0/0	0	42
Bratton	4	1	3	0	0/0	0/0	0	24
Elway	3	3	0	0	0/0			

1990 FINAL STATISTICS (5-11)

Date	W/L	Score	Opponent	Attend.	RUSHING	No.	Yds.	Avg	LG	TD
Sept 9	L	9-14	at L.A. Raiders	54,206	Humphrey	288	1202	4.2	137	7
Sept 17	W	24-23	Kansas City	75,277	Elway	50	258	5.2	21	3
Sept 23	W	34-31	Seattle (OT)	75,290	Winder	42	120	2.9	19	2
Sept 30	L	28-29	at Buffalo	74,393	Bratton	27	82	3.0	10	3
Oct 8	L	29-30	Cleveland	74,814	Ezor	23	81	3.5	15	0
Oct 14	L	17-34	Pittsburgh	74,285	Kubiak	9	52	5.8	18	0
Oct 21	W	27-17	at Indianapolis	29,850	Sewell	17	46	2.7	8	3
Nov 4	L	22-27	at Minnesota	57,331	Jackson	1	28	5.6	116	1
Nov 11	L	7-19	at San Diego	59,557	Porter	1	3	3.0	3	0
Nov 18	L	13-16	Chicago (OT)	75,013	BRONCOS	462	1872	4.1	137	19
Nov 22	L	27-40	at Detroit	73,896	OPPONENTS	456	1963	4.3	162	16
Dec 2	L	20-23	L.A. Raiders	74,162	RECEIVING	No.	Yds	Avg	LG	TD
Dec 9	L	20-31	at Kansas City	74,347	Jackson	57	926	16.2	66	4
Dec 16	W	20-10	San Diego	64,919	Johnson	54	747	13.8	49	3
Dec 23	L	12-17	at Seattle	55,845	Kay	39	282	9.7	22	0
Dec 30	W	22-13	Green Bay	46,943	Bratton	29	276	9.5	63	1

TEAM STATISTICS	Den	Opp
TOTAL FIRST DOWNS	323	306
Rushing	126	110
Passing	170	181
Penalty	27	15
3rd Down: Made/Att	86/207	84/195
3rd Down Pct.	41.5	43.1
4th Down: Made/Att	7/14	7/12
4th Down Pct.	50.0	58.3
POSSESSION AVG.	30:50	29:10
TOTAL NET YARDS	5213	5345
Avg. Per Game	325.8	334.1
Total Plays	1035	969
Avg. Per Play	5.0	5.5
NET YARDS RUSHING	1872	1963
Avg. Per Game	117.0	122.7
Total Rushes	462	456
NET YARDS PASSING	3341	3382
Avg. Per Game	208.8	211.4
Sacked/Yards Lost	46/330	34/289
Gross Yards	3671	3671
Att./Completions	527/305	479/284
Completion Pct.	57.9	59.3
Had Intercepted	18	10
PUNTS/AVERAGE	60/43.5	62/41.4
NET PUNTING AVG.	38.5	35.6
PENALTIES/YARDS	108/75	105/82.4
FUMBLES/BALL LOST	30/14	36/15
TOUCHDOWNS	36	43
Rushing	19	16
Passing	15	22
Returns	2	5

SCORE BY PERIODS	1	2	3	4	OT	Total
BRONCOS	87	120	46	75	3	331
OPPONENTS	60	85	96	131	3	374

SCORING	TD	Ru	Pa	Rt	PAT	FG	S	TP
Treadwell	0	0	0	0	34/36	25/34	0	109
Humphrey	7	7	0	0	0/0	0/0	0	42
Jackson	5	1	4	0	0/0	0/0	0	30
Bratton	4	3	1	0	0/0	0/0	0	24
Young	4	0	4	0	0/0	0/0	0	24
Elway	3	3	0	0	0/0	0/0	0	18
Johnson	3	0	3	0	0/0	0/0	0	18
Sewell	3	3	0	0	0/0	0/0	0	18
Nattiel	2	0	2	0	0/0	0/0	0	12
Winder	2	2	0	0	0/0	0/0	0	12
Mecklenburg	1	0	0	1	0/0	0/1	8	8
Henderson	1	0	0	1	0/0	0/0	6	6
Sharpe	1	0	0	0	0/0	0/0	6	6
Fletcher	0	0	0	0	0/0	0/1	2	2
BRONCOS	36	19	15	2	34/36	25/34	3	331
OPPONENTS	43	16	22	5	38/43	26/33	0	374

SACKS: Fletcher 11.0, Mecklenburg 5.0, Powers 4.0, Holmes 3.0, Brooks 2.0, Galloway 2.0, Kragen 2.0, Atwater 1.0, Dennison 1.0, Lucas 1.0, Townsend 1.0, **BRONCOS 34.0, OPPONENTS 46.0.**

PASSING	Att.	Comp.	Yds.	Cmp.%	Yd./Att.	TD	TD%	Int.	Int.%	LG	Sacked	Rating
Elway	502	294	3526	58.6	7.02	15	3.0	14	2.8	66	43/311	78.5
Kubiak	22	11	145	50.0	6.59	0	0.0	4	18.2	36	3/19	31.6
Humphrey	2	0	0	0.0	0.00	0	0.0	0	0.0	0	0/0	39.6
Sewell	1	0	0	0.0	0.00	0	0.0	0	0.0	0	0/0	39.6
BRONCOS	527	305	3671	57.9	6.97	15	2.8	18	3.4	66	46/330	74.6
OPPONENTS	479	284	3671	59.3	7.66	22	4.6	10	2.1	90	34/289	90.0

1991 FINAL STATISTICS (12-4)

Date	W/L	Score	Opponent	Attend.	RUSHING	No.	Yds.	Avg	LG	TD
Sept 1	W	45-14	Cincinnati	72,855	Green	261	1037	4.0	163	4
Sept 8	L	13-16	at L.A. Raiders	48,569	Lewis	99	376	3.8	27	4
Sept 15	W	16-10	Seattle	74,152	Elway	55	255	4.6	117	6
Sept 22	W	27-19	San Diego	73,258	Sewell	50	211	4.2	26	2
Sept 29	W	17-16	at Minnesota	55,031	Perryman	21	45	2.1	6	0
Oct 6	L	14-42	at Houston	59,145	Humphrey	11	33	3.0	7	0
Oct 20	W	19-16	Kansas City	75,866	Jackson	2	18	9.0	21	0
Oct 27	W	9-6	at New England	43,994	Sharpe	1	15	15.0	15	0
Nov 3	W	20-13	Pittsburgh	70,973	Kubiak	3	11	3.7	12	0
Nov 10	L	16-17	L.A. Raiders	75,896	Horan	2	9	4.5	9	0
Nov 17	W	24-20	at Kansas City	74,661	Rivers	2	5	2.5	3	0
Nov 24	L	10-13	at Seattle	60,430	BRONCOS	505	2015	4.0	163	16
Dec 1	W	20-3	New England	67,116	OPPONENTS	411	1794	4.4	49	8
Dec 8	W	17-7	at Cleveland	73,539	RECEIVING	No.	Yds	Avg	LG	TD
Dec 15	W	24-19	Phoenix	74,098	Young	44	629	14.3	152	2
Dec 22	W	17-14	at San Diego	51,449	Sewell	38	436	11.5	60	2

TEAM STATISTICS	Den	Opp
TOTAL FIRST DOWNS	284	242
Rushing	117	81
Passing	150	147
Penalty	17	14
3rd Down: Made/Att	92/223	64/206
3rd Down Pct.	41.3	31.1
4th Down: Made/Att	8/14	7/17
4th Down Pct.	57.1	41.2
POSSESSION AVG.	31:36	28:24
TOTAL NET YARDS	5012	4549
Avg. Per Game	313.3	284.3
Total Plays	1012	939
Avg. Per Play	5.0	4.8
NET YARDS RUSHING	2015	1794
Avg. Per Game	125.9	112.1
Total Rushes	505	411
NET YARDS PASSING	2997	2755
Avg. Per Game	187.3	172.2
Sacked/Yards Lost	46/313	52/346
Gross Yards	3310	3101
Att./Completions	459/246	476/246
Completion Pct.	53.6	51.7
Had Intercepted	12	23
PUNTS/AVERAGE	74/41.2	79/44.5
NET PUNTING AVG.	36.4	39.1
PENALTIES/YARDS	94/71.5	105/84.8
FUMBLES/BALL LOST	31/13	26/10
TOUCHDOWNS	32	22
Rushing	16	8
Passing	13	16
Returns	3	2

SCORE BY PERIODS	1	2	3	4	OT	Total
BRONCOS	42	111	71	80	0	304
OPPONENTS	43	77	49	66	0	235

SCORING	TD	Ru	Pa	Rt	PAT	FG	S	TP
Treadwell	0	0	0	0	31/32	27/36	0	112
Elway	6	6	0	0	0/0	0/0	0	36
Green	4	4	0	0	0/0	0/0	0	24
Lewis	4	4	0	0	0/0	0/0	0	24
Sewell	4	2	2	0	0/0	0/0	0	24
V.Johnson	3	0	3	0	0/0	0/0	0	18
Nattiel	2	0	2	0	0/0	0/0	0	12
Young	2	0	2	0	0/0	0/0	0	12
Braxton	1	0	1	0	0/0	0/0	0	6
Dimry	1	0	1	0	0/0	0/0	0	6
Jackson	1	0	1	0	0/0	0/0	0	6
R.Johnson	1	0	1	0	0/0	0/0	0	6
Powers	1	0	0	1	0/0	0/0	0	6
Russell	1	0	1	0	0/0	0/0	0	6
Sharpe	1	0	1	0	0/0	0/0	0	6
BRONCOS	32	16	13	3	31/32	27/36	0	304
OPPONENTS	22	8	12	2	22/22	27/33	0	235

SACKS: Fletcher 13.5, Croel 10.0, Mecklenburg 9.0, Holmes 5.0, Kragen 3.5, Mills 3.0, Walker 3.0, Powers 2.0, Atwater 1.0, Braxton 1.0, Sochia 1.0, **BRONCOS 52.0, OPPONENTS 46.0.**

PASSING	Att.	Comp.	Yds.	Cmp.%	Yd./Att.	TD	TD%	Int.	Int.%	LG	Sacked	Rating
Elway	451	242	3253	53.7	7.21	13	2.9	12	2.7	71	45/305	75.4
Kubiak	5	3	33	60.0	6.60	0	0.0	0	0.0	14	1/8	79.6
Sewell	3	1	24	33.3	8.00	0	0.0	0	0.0	24	0/0	63.2
BRONCOS	459	246	3310	53.6	7.21	13	2.8	12	2.6	71	46/313	75.3
OPPONENTS	476	246	3101	51.7	6.51	12	2.5	23	4.8	63	52/346	60.6

1994 FINAL STATISTICS (7-9)

Date	W/L	Score	Opponent	Attend.	RUSHING	No.	Yds.	Avg	LG	TD
Sept 4	L	34-37	San Diego	74,032	L. Russell	190	620	3.3	22	9
Sept 11	L	22-25	at N.Y. Jets (OT)	73,436	Elway	58	235	4.1	22	4
Sept 18	L	16-48	L.A. Raiders	75,764	Milburn	58	201	3.5	20	1
Sept 26	L	20-27	at Buffalo	75,373	Clark	56	168	3.0	12	3
Oct 9	W	16-9	at Seattle	63,872	Bernstine	17	91	5.4	24	0
Oct 17	L	28-31	Kansas City	75,151	Rivers	43	83	1.9	11	2
Oct 23	W	20-15	at San Diego	61,626	Millen	5	57	11.4	24	0
Oct 30	W	26-14	Cleveland	73,190	Campbell	2	6	3.0	6	0
Nov 6	L	21-27	at L.A. Rams	48,103	D. Russell	1	6	6.0	6	0
Nov 13	W	17-10	Seattle	71,290	Miller	1	3	3.0	3	0
Nov 20	W	32-28	Atlanta	70,594	BRONCOS	431	1470	3.4	24	19
Nov 27	W	15-13	Cincinnati	69,714	OPPONENTS	432	1752	4.1	36	12
Dec 4	W	20-17	at Kansas City (OT)	77,631	RECEIVING	No.	Yds	Avg	LG	TD
Dec 11	L	13-23	at L.A. Raiders	60,016	Sharpe	87	1010	11.6	44	4
Dec 17	L	19-42	at San Francisco	64,884	Milburn	77	549	7.1	33	3
Dec 24	L	28-30	New Orleans	64,445	Miller	60	1107	18.5	76	5

TEAM STATISTICS	Den	Opp
TOTAL FIRST DOWNS	346	303
Rushing	101	103
Passing	202	182
Penalty	43	18
3rd Down: Made/Att	87/231	86/217
3rd Down Pct.	37.7	39.6
4th Down: Made/Att	7/17	3/10
4th Down Pct.	41.2	30.0
POSSESSION AVG.	30:58	29:02
TOTAL NET YARDS	5487	5907
Avg. Per Game	342.9	369.2
Total Plays	1112	1023
Avg. Per Play	4.9	5.8
NET YARDS RUSHING	1470	1752
Avg. Per Game	91.9	109.5
Total Rushes	431	432
NET YARDS PASSING	4017	4155
Avg. Per Game	251.1	259.7
Sacked/Yards Lost	55/366	23/141
Gross Yards	4383	4296
Att./Completions	626/388	568/322
Completion Pct.	62.0	56.7
Had Intercepted	13	12
PUNTS/AVERAGE	76/42.9	76/43.5
NET PUNTING AVG.	76/37.1	76/35.8
PENALTIES/YARDS	101/865	134/1031
FUMBLES/BALL LOST	27/18	24/14
TOUCHDOWNS	37	43
Rushing	19	12
Passing	18	28
Returns	0	3

SCORE BY PERIODS	1	2	3	4	OT	Total
BRONCOS	53	96	102	93	3	347
OPPONENTS	64	148	77	104	3	396

SCORING	TD	Ru	Pa	Rt	PAT	FG	S	TP
Elam	0	0	0	0	29/29	30/37	0	119
L. Russell	9	9	0	0	0/0	0/0	0	54
Miller	5	0	5	0	0/0	0/0	0	32
Sharpe	4	0	4	0	0/0	0/0	0	28
Elway	4	4	0	0	0/0	0/0	0	24
Milburn	4	1	3	0	0/0	0/0	0	24
Clark	3	3	0	0	0/0	0/0	0	18
Evans	2	0	2	0	0/0	0/0	0	12
Rivers	2	2	0	0	0/0	0/0	0	12
Campbell	1	0	1	0	0/0	0/0	0	6
Pritchard	1	0	1	0	0/0	0/0	0	6
D. Russell	1	0	1	0	0/0	0/0	0	6
Tillman	1	0	1	0	0/0	0/0	0	6
BRONCOS	37	19	18	0	29/29	30/37	0	347
OPPONENTS	43	12	28	3	35/35	31/37	0	396

2pt. conversions: Sharpe 2, Miller. **TEAM 3-8, OPPONENTS 5-8.**

SACKS: Fletcher 7.0, Dronett 6.0, Washington 2.5, Hasselbach 2.0, Mecklenburg 1.5, Alexander 1.0, Bradford 1.0, Robinson 1.0, D. Smith 1.0. **BRONCOS 23.0, OPPONENTS 55.0.**

PASSING	Att.	Comp.	Yds.	Cmp.%	Yd./Att.	TD	TD%	Int.	Int.%	LG	Sacked	Rating
Elway	494	307	3490	62.1	7.06	16	3.2	10	2.0	63	46/303	85.7
Miller	131	81	893	61.8	6.82	2	1.5	3	2.3	76	9/63	77.6
Rivers	1	0	0	0.0	0.00	0	0.0	0	0.0	0	0/0	39.6
BRONCOS	626	388	4383	62.0	7.00	18	2.9	13	2.1	76	55/366	83.8
OPPONENTS	568	322	4296	56.7	7.56	28	4.9	12	2.1	75t	23/141	88.5

1995 FINAL STATISTICS (8-8)

Date	W/L	Score	Opponent	Attend.	RUSHING	No.	Yds.	Avg	LG	TD
Sept 3	W	22-7	Buffalo	75,157	Davis	237	1117	4.7	60	7
Sept 10	L	21-31	at Dallas	64,578	Craver	73	333	4.6	23	5
Sept 17	W	38-31	Washington	71,930	Milburn	49	266	5.4	29	0
Sept 24	L	6-17	at San Diego	58,978	Elway	41	176	4.3	25	1
Oct 1	L	10-27	at Seattle	49,914	Bernstine	23	76	3.3	18	1
Oct 8	W	37-3	at New England	60,074	Pritchard	6	17	2.8	9	0
Oct 16	W	27-0	Oakland	75,491	Millen	3	8	2.7	7	0
Oct 22	L	7-21	Kansas City	71,044	Miller	1	5	5.0	5	0
Nov 5	W	38-6	Arizona	71,488	Rivers	2	2	1.0	1	0
Nov 12	L	13-31	at Philadelphia	60,842	McCaffrey	1	-1	-1.0	-1	0
Nov 19	W	30-27	San Diego	74,681	Musgrave	4	-4	-1.0	0	0
Nov 26	L	33-42	at Houston	36,113	BRONCOS	440	1995	4.5	60	14
Dec 3	W	31-23	Jacksonville	72,231	OPPONENTS	451	1895	4.2	74	19
Dec 10	L	27-31	Seattle	71,488	RECEIVING	No.	Yds	Avg	LG	TD
Dec 17	L	17-20	at Kansas City	75,061	Sharpe	63	756	12.0	49	4
Dec 24	W	31-28	at Oakland	50,074	Miller	59	1079	18.3	62	14

TEAM STATISTICS	Den	Opp
TOTAL FIRST DOWNS	344	322
Rushing	114	114
Passing	205	186
Penalty	25	22
3rd Down: Made/Att	89/207	92/212
3rd Down Pct.	43.0	43.4
4th Down: Made/Att	8/18	10/21
4th Down Pct.	44.4	47.6
POSSESSION AVG.	30:09	29:51
TOTAL NET YARDS	6040	5193
Avg. Per Game	377.5	324.6
Total Plays	1060	1010
Avg. Per Play	5.7	5.1
NET YARDS RUSHING	1995	1895
Avg. Per Game	124.7	118.4
Total Rushes	440	451
NET YARDS PASSING	4045	3298
Avg. Per Game	252.8	206.1
Sacked/Yards Lost	26/215	30/220
Gross Yards	4260	3518
Att./Completions	594/350	529/297
Completion Pct.	58.9	56.1
Had Intercepted	14	8
PUNTS/AVERAGE	54/40.9	76/42.8
NET PUNTING AVG.	54/37.3	76/34.9
PENALTIES/YARDS	109/851	103/848
FUMBLES/BALL LOST	25/16	20/13
TOUCHDOWNS	42	44
Rushing	14	19
Passing	27	20
Returns	1	5

SCORE BY PERIODS	1	2	3	4	OT	Total
BRONCOS	96	137	64	91	—	388
OPPONENTS	72	103	68	102	—	345

SCORING	TD	Ru	Pa	Rt	PAT	FG	S	TP
Elam	0	0	0	0	39/39	31/38	0	132
Miller	14	0	14	0	0/0	0/0	0	84
Davis	8	7	1	0	0/0	0/0	0	48
Craver	6	5	1	0	0/0	0/0	0	36
Sharpe	4	0	4	0	0/0	0/0	0	24
Pritchard	3	0	3	0	0/0	0/0	0	18
McCaffrey	2	0	2	0	0/0	0/0	0	14
Elway	1	1	0	0	0/0	0/0	0	14
Bernstine	1	1	0	0	0/0	0/0	0	6
Evans	1	0	1	0	0/0	0/0	0	6
Smith	1	0	1	0	0/0	0/0	0	6
Crockett	1	0	0	1	0/0	0/0	0	6
BRONCOS	42	14	27	1	39/39	31/38	0	388
OPPONENTS	44	19	20	5	42/42	13/19	0	345

2pt. conversion: Elway, McCaffrey. **TEAM 2-3, OPPONENTS 0-2.**

SACKS: Perry 6.0, Fletcher 5.0, Hasselbach 4.0, Crockett 3.0, Cadrez 2.0, Dronett 2.0, Williams 2.0, Aldridge 1.5, Burns 1.5, Jones 1.0, Robinson 1.0, Alexander 0.5, Wilson 0.5. **BRONCOS 30.0, OPPONENTS 26.0.**

PASSING	Att.	Comp.	Yds.	Cmp.%	Yd./Att.	TD	TD%	Int.	Int.%	LG	Sacked	Rating
Elway	542	316	3970	58.3	7.32	26	4.8	14	2.6	62t	22/180	86.4
Miller	40	26	197	65.0	4.93	1	2.5	0	0.0	18	4/32	85.1
Musgrave	12	8	93	66.7	7.75	0	0.0	0	0.0	23	0/0	89.9
BRONCOS	594	350	4260	58.9	7.17	27	4.5	14	2.4	62t	26/215	86.4
OPPONENTS	529	297	3518	56.1	6.65	20	3.8	8	1.5	57	30/220	82.9

1996 FINAL STATISTICS (13-3)

Date	W/L	Score	Opponent	Attend.	RUSHING	No.	Yds.	Avg	LG	TD
Sept 1	W	31-6	New York Jets	70,595	Davis	345	1538	4.5	71	13
Sept 8	W	30-20	at Seattle	43,671	Hebron	49	262	5.3	47	0
Sept 15	W	27-23	Tampa Bay	71,535	Elway	50	249	5.0	22	4
Sept 22	L	14-17	at Kansas City	79,439	Craver	59	232	3.9	28	2
Sept 29	W	14-10	at Cincinnati	51,798	Lewis	4	39	9.8	18	0
Oct 6	W	28-17	San Diego	75,058	Miller	3	39	13.0	26	1
Oct 20	W	45-34	Baltimore	70,453	Rivers	2	6	3.0	3	0
Oct 27	W	34-7	Kansas City	75,652	R. Smith	1	1	1.0	1	0
Nov 4	W	22-21	at Oakland	61,179	Musgrave	12	-4	-0.3	6	0
Nov 10	W	17-12	Chicago	75,555	BRONCOS	525	2362	4.5	71	20
Nov 17	W	34-8	at New England	59,452	OPPONENTS	345	1331	3.9	56	5
Nov 24	W	21-17	at Minnesota	59,142						
Dec 1	W	34-7	Seattle	74,982	RECEIVING	No.	Yds	Avg	LG	TD
Dec 8	L	6-41	at Green Bay	60,712	Sharpe	80	1062	13.3	51	10
Dec 15	W	24-19	Oakland	75,466	Miller	56	735	13.1	46	3
Dec 22	L	10-16	at San Diego	46,801	McCaffrey	48	553	11.5	39	7

TEAM STATISTICS	Den	Opp
TOTAL FIRST DOWNS	336	261
Rushing	134	67
Passing	180	165
Penalty	22	29
3rd Down: Made/Att	112/229	78/217
3rd Down Pct.	48.9	35.9
4th Down: Made/Att	6/11	7/16
4th Down Pct.	54.5	43.8
POSSESSION AVG.	33:17	26:43
TOTAL NET YARDS	5791	4470
Avg. Per Game	361.9	279.4
Total Plays	1092	951
Avg. Per Play	5.3	4.7
NET YARDS RUSHING	2362	1331
Avg. Per Game	147.6	83.2
Total Rushes	525	345
NET YARDS PASSING	3429	3139
Avg. Per Game	214.3	196.2
Sacked/Yards Lost	31/233	40/274
Gross Yards	3662	3413
Att./Completions	536/327	566/302
Completion Pct.	61.0	53.4
Had Intercepted	17	23
PUNTS/AVERAGE	65/41.8	83/46.1
NET PUNTING AVG.	65/36.2	83/37.4
PENALTIES/YARDS	109/949	119/834
FUMBLES/BALL LOST	27/15	26/9
TOUCHDOWNS	47	31
Rushing	20	5
Passing	26	22
Returns	1	4

SCORE BY PERIODS	1	2	3	4	OT	Total
BRONCOS	131	132	65	63	—	391
OPPONENTS	52	77	78	68	—	275

SCORING	TD	Ru	Pa	Rt	PAT	FG	2pt	TP
Elam	0	0	0	0	46/46	21/28	0	109
Davis	15	13	2	0	0	0	0	90
Sharpe	10	0	10	0	0	0	0	60
McCaffrey	7	0	7	0	0	0	0	42
Elway	4	4	0	0	0	0	0	24
Miller	4	1	3	0	0	0	0	24
Craver	3	2	1	0	0	0	0	18
R. Smith	2	0	2	0	0	0	0	12
Braxton	1	0	0	1	0	0	0	6
Sherrard	1	0	1	0	0	0	0	6
BRONCOS	47	20	26	1	46/46	21/28	0	391
OPPONENTS	31	5	22	4	25/25	20/23	2	275

2pt. conversions: TEAM 0-1, OPPONENTS 2-6.

SACKS: A. Williams 13.0, Geathers 5.0, Tanuvasa 5.0, Crockett 4.0, Perry 3.5, Romanowski 3.0, Hasselbach 2.0, Lodish 1.5, Mobley 1.5, D. Williams 1.0, Robinson 0.5. **BRONCOS 40.0, OPPONENTS 31.0.**

PASSING	Att.	Comp.	Yds.	Cmp.%	Yd./Att.	TD	TD%	Int.	Int.%	LG	Sacked	Rating
Elway	466	287	3328	61.6	7.14	26	5.6	14	3.0	51	26/194	89.2
Musgrave	52	31	276	59.6	5.31	0	0.0	2	3.8	46	4/32	57.9
Lewis	17	9	58	52.9	3.41	0	0.0	1	5.9	11	1/7	35.9
Craver	1	0	0	0.0	0.00	0	0.0	0	0.0	0	0/0	39.6
BRONCOS	536	327	3662	61.0	6.83	26	4.9	17	3.2	51	31/233	84.3
OPPONENTS	566	302	3413	53.4	6.03	22	3.9	23	4.1	51	40/274	67.7

1997 FINAL STATISTICS (12-4)

Date	W/L	Score	OT	Opponent	Attendance	RUSHING	No.	Yds	Avg	LG	TD
Aug 31	W	19-3		Kansas City	75,600	Davis	369	1750	4.7	50	15
Sept 7	W	35-14		at Seattle	55,859	Hebron	49	222	4.5	46	1
Sept 14	W	35-14		St. Louis	74,338	Elway	50	218	4.4	23	1
Sept 21	W	38-20		Cincinnati	73,871	Loville	25	124	5.0	17	1
Sept 28	W	29-21		at Atlanta	48,211	Griffith	9	34	3.8	9	0
Oct 6	W	34-13		New England	75,821	R. Smith	5	16	3.2	21	0
Oct 19	L	25-28		at Oakland	57,006	D. Smith	4	10	2.5	11	0
Oct 26	W	23-20	OT	at Buffalo	78,458	Briester	4	2	0.5	2	0
Nov 2	W	30-27		Seattle	74,212	Lewis	5	2	0.4	5	0
Nov 9	W	34-0		Carolina	71,408	BRONCOS	520	2378	4.6	50	18
Nov 16	L	22-24		at Kansas City	77,963	OPPONENTS	381	1803	4.7	83	10
Nov 24	W	31-3		Oakland	75,307						
Nov 30	W	38-28		at San Diego	54,245	RECEIVING	No.	Yds	Avg	LG	TD
Dec 7	L	24-35		at Pittsburgh	59,739	Sharpe	72	1107	15.4	68	3
Dec 15	L	17-34		at San Francisco	68,461	R. Smith	70	1180	16.9	78	12
Dec 21	W	38-3		San Diego	69,632	McCaffrey	45	590	13.1	35	8

TEAM STATISTICS	Den	Opp
TOTAL FIRST DOWNS	340	258
Rushing	138	83
Passing	172	145
Penalty	30	30
3rd Down: Made/Att	92/217	65/207
3rd Down Pct.	42.4	31.4
4th Down: Made/Att	7/16	8/19
4th Down Pct.	43.8	42.1
POSSESSION AVG.	32:07	27:53
TOTAL NET YARDS	5872	4671
Avg. Per Game	367.0	291.9
Total Plays	1068	951
Avg. Per Play	5.5	4.9
NET YARDS RUSHING	2378	1803
Avg. Per Game	148.6	112.7
Total Rushes	520	381
NET YARDS PASSING	3494	2868
Avg. Per Game	218.4	179.3
Sacked/Yards Lost	35/210	44/298
Gross Yards	3704	3166
Att./Completions	513/287	526/290
Completion Pct.	55.9	55.1
Had Intercepted	11	18
PUNTS/AVERAGE	60/43.3	94/43.5
NET PUNTING AVG.	60/38.1	94/35.7
PENALTIES/YDS.	116/1006	130/1118
FUMBLES/LOST	25/10	27/13
TOUCHDOWNS	55	35
Rushing	18	10
Passing	27	20
Returns	10	5

SCORE BY PERIODS	1	2	3	4	OT	Total
BRONCOS	107	140	137	85	3	472
OPPONENTS	34	100	68	85	0	287

SCORING	TD	Ru	Pa	Ret	PAT	FG	S	TP
Elam	0	0	0	0	46/46	26/36	0	124
Davis	15	15	0	0	0	0	0	96
R. Smith	12	0	12	0	0	0	0	72
McCaffrey	8	0	8	0	0	0	0	48
Gordon	4	0	0	4	0	0	0	24
Sharpe	3	0	3	0	0	0	0	20
Green	2	0	2	0	0	0	0	12
Bentley TM	0	0	0	0	4/4	2/3	0	10
Atwater	1	0	0	1	0	0	0	6
Braxton	1	0	0	1	0	0	0	6
Carswell	1	0	1	0	0	0	0	6
Elway	1	0	0	1	0	0	0	6
Hebron	1	0	0	1	0	0	0	6
Johnson	1	0	0	1	0	0	0	6
Loville	1	0	0	1	0	0	0	6
Mobley	1	0	0	1	0	0	0	6
D. Smith	1	0	0	1	0	0	0	6
Traylor	1	0	0	1	0	0	0	6
Williams	1	0	0	1	0	0	0	6
BRONCOS	55	18	27	10	50/50	28/39	0	472
OPPONENTS	35	10	20	5	35/35	14/19	0	287

2pt. conversion: Davis 3, Sharpe, TEAM 4-5, OPPONENTS 0-0

SACKS: N. Smith 8.5, Tanuvasa 8.5, Williams 8.5, Mobley 4.0, Gordon 2.0, Pryce 2.0, Romanowski 2.0, Traylor 2.0, Hasselbach 1.5, Atwater 1.0, Lodish 1.0, McKyer 1.0, Braxton 0.5, Richie 0.5. **BRONCOS 44.0, OPPONENTS 35.0**

PASSING	Att.	Comp.	Yds.	Cmp%	Yds/Att.	TD	TD%	Int	Int%	LG	Sacked	Rating
Elway	502	280	3635	55.8	7.24	27	5.4	11	2.2	78	34/203	87.5
Briester	9	6	48	66.7	5.33	0	0.0	0	0.0	15	0/0	79.9
Lewis	2	1	21	50.0	10.50	0	0.0	0	0.0	21	1/7	87.5
BRONCOS	513	287	3704	55.9	7.22	27	5.3	11	2.1	78	35/210	87.4
OPPONENTS	526	290	3166	55.1	6.02	20	3.8	18	3.4	69	44/298	71.5

1998 FINAL STATISTICS (14-2)

Date	W-L	Score	Opponent	Attendance	RUSHING	No.	Yds	Avg	Long	TD
Sep 7	W	27-21	New England	74,745	Davis	392	2008	5.1	70	21
Sep 13	W	42-23	Dallas	75,013	Loville	53	161	3.0	12	2
Sep 20	W	34-17	at Oakland	56,578	Brister	19	102	5.4	38t	1
Sep 27	W	38-16	at Washington	71,880	Elway	37	94	2.5	16	1
Oct 4	W	41-16	Philadelphia	73,218	R. Smith	6	63	10.5	37	0
Oct 11	W	21-16	at Seattle	66,258	Hebron	9	31	3.4	8	1
Oct 25	W	37-24	Jacksonville	75,217	Griffith	4	13	3.3	16	0
Nov 1	W	33-26	at Cincinnati	59,974	Rouen	1	0	0.0	0	0
Nov 8	W	27-10	San Diego	74,925	Griese	4	-4	-1.0	0	0
Nov 16	W	30-7	at Kansas City	78,100	BRONCOS	525	2468	4.7	70	26
Nov 22	W	40-14	Oakland	75,325	OPPONENTS	356	1287	3.6	45	8
Nov 29	W	31-16	at San Diego	66,532	RECEIVING	No.	Yds	Avg	Long	TD
Dec 6	W	35-31	Kansas City	74,962	R. Smith	86	1222	14.2	58	6
Dec 13	L	16-20	at New York Giants	72,336	McCaffrey	64	1053	16.5	48	10
Dec 21	L	21-31	at Miami	74,363	Sharpe	64	768	12.0	38t	10
Dec 27	W	28-21	Seattle	74,057	Davis	25	217	8.7	35	2

TEAM STATISTICS	Den	Opp
TOTAL FIRST DOWNS	347	283
Rushing	135	80
Passing	186	183
Penalty	26	20
3rd Down: Made/Att	90/207	88/225
3rd Down Pct.	43.5	39.1
4th Down: Made/Att	4/10	10/19
4th Down Pct.	40.0	52.6
POSSESSION AVG.	32:08	27:52
TOTAL NET YARDS	6092	4935
Avg. Per Game	380.8	308.4
Total Plays	1041	999
Avg. Per Play	5.9	4.9
NET YARDS RUSHING	2468	1287
Avg. Per Game	154.3	80.4
Total Rushes	525	356
NET YARDS PASSING	3624	3648
Avg. Per Game	226.5	228.0
Sacked/Yards Lost	25/184	47/335
Gross Yards	3808	3983
Att./Completions	491/290	596/345
Completion Pct.	59.1	57.9
Had Intercepted	14	19
PUNTS/AVERAGE	67/46.2	88/42.4
NET PUNTING AVG.	67/37.6	88/36.1
PENALTIES/YARDS	115/1023	113/865
FUMBLES/BALL LOST	17/6	28/11
TOUCHDOWNS	62	38
Rushing	26	8
Passing	32	28
Returns	4	2

SCORE BY PERIODS	1	2	3	4	OT	PTS
BRONCOS	144	156	64	137	0	501
OPPONENTS	54	87	58	110	0	309

SCORING	TD	Ru	Pa	Ret	K-PAT	FG	S PTS
Davis	23	21	2	0	0	0	138
Elam	0	0	0	0	58/58	23/27	0 127
McCaffrey	10	0	10	0	0	0	62
Sharpe	10	0	10	0	0	0	60
R. Smith	7	0	6	1	0	0	42
Griffith	3	0	3	0	0	0	18
Hebron	2	1	0	1	0	0	12
Loville	2	2	0	0	0	0	12
Brister	1	1	0	0	0	0	6
Crockett	1	0	0	1	0	0	6
Elway	1	1	0	0	0	0	6
Gordon	1	0	0	1	0	0	6
Green	1	0	1	0	0	0	6
Rouen	0	0	0	0	0/1	0/0	0 0
BRONCOS	62	26	32	4	58/59	23/27	0 501
OPPONENTS	38	8	28	2	31/31	14/20	2 309

2-Pt. Conversions: McCaffrey, BRONCOS 1-3, OPPONENTS 2-7

SACKS: Pryce 8.5, Tanuvasa 8.5, Romanowski 7.5, Cadrez 4.0, N. Smith 4.0, Hasselbach 3.0, Williams 3.0, Lodish 2.0, Traylor 2.0, Washington 2.0, Johnson 1.0, Mobley 1.0, Crockett 0.5, BRONCOS 47.0, OPPONENTS 25.0

PASSING	Att	Cmp	Yds	Cmp%	Yds/Att	TD	TD%	Int	Int%	Long	Sack/Lost	Rating
Elway	356	210	2806	59.0	7.88	22	6.2	10	2.8	58	18/135	93.0
Brister	131	78	986	59.5	7.53	10	7.6	3	2.3	48	7/49	99.0
Griese	3	1	2	33.3	0.67	0	0.0	1	33.3	2	0/0	2.8
R. Smith	1	1	14	100.0	14.00	0	0.0	0	0.0	14	0/0	118.8
BRONCOS	491	290	3808	59.1	7.76	32	6.5	14	2.9	58	25/184	93.5
OPPONENTS	596	345	3983	57.9	6.68	28	4.7	19	3.2	75t	47/335	80.5

ELAM: (53G,42G)(35G,35G)(37G)(31G,63G,32G)(33G,37G)(31G,26G)(42G,46G,35G)(33G,23G)(34G)(37B)(24G,38G,30G)(52G,44G,43N)(42N,55N)

OPPONENTS: (39N,37B)(30G,54G,26G)(44G)(44N,37G)(123G)(45G,51N)(25G,23G,52N)(1)(27G)(20G)(36G,19G)(28N,42G)(1)

FIELD GOALS	1-19	20-29	30-39	40-49	50+
Elam	0/0	3/3	13/14	4/6	3/4
BRONCOS	0/0	3/3	13/14	4/6	3/4
OPPONENTS	1/1	6/7	3/5	3/4	1/3

1999 FINAL STATISTICS (6-10)

Date	W-L	Score	Opponent	Attendance	RUSHING	No.	Yds	Avg	Long	TD
Sep 13	L	21-38	Miami	75,623	Gary	276	1159	4.2	71	7
Sep 19	L	10-26	at Kansas City	78,683	Davis	67	211	3.1	26	2
Sep 26	L	10-13	at Tampa Bay	65,297	Loville	40	203	5.1	36t	1
Oct 3	L	13-21	New York Jets	74,181	Griese	46	138	3.0	23	2
Oct 10	W	16-13	at Oakland	55,704	Griffith	17	66	3.9	13	1
Oct 17	W	31-10	Green Bay	73,352	C. Miller	8	40	5.0	13	0
Oct 24	L	23-24	at New England	60,011	Avery LG	5	21	4.2	11	0
Oct 31	L	20-23	Minnesota	75,021	Avery TM	5	21	4.2	11	0
Nov 7	W	33-17	at San Diego	61,204	Brister	2	17	8.5	17	0
Nov 14	L	17-20	at Seattle	66,314	D. Smith	1	7	7.0	7	0
Nov 22	W	27-21	Oakland (OT)	70,012	Lynn	1	2	1.0	1	0
Dec 5	L	10-16	Kansas City	73,855	Rouen	1	0	0.0	0	0
Dec 13	L	24-27	at Jacksonville	71,357	BRONCOS	465	1864	4.0	71	13
Dec 19	W	36-30	Seattle (OT)	65,987	OPPONENTS	440	1737	3.9	54	15
Dec 25	W	17-7	at Detroit	73,158	RECEIVING	No.	Yds	Avg	Long	TD
Jan 2	L	6-12	San Diego	69,278	R. Smith	79	1020	12.9	71	4

TEAM STATISTICS	Den	Opp
TOTAL FIRST DOWNS	308	267
Rushing	107	88
Passing	168	154
Penalty	33	25
3rd Down: Made/Att	84/229	64/203
3rd Down Pct.	36.7	31.5
4th Down: Made/Att	6/14	5/11
4th Down Pct.	42.9	45.5
POSSESSION AVG.	31:06	28:54
TOTAL NET YARDS	5283	4753
Avg. Per Game	330.2	297.1
Total Plays	1053	961
Avg. Per Play	5.0	4.9
NET YARDS RUSHING	1864	1737
Avg. Per Game	116.5	108.6
Total Rushes	465	440
NET YARDS PASSING	3419	3016
Avg. Per Game	213.7	188.5
Sacked/Yards Lost	34/227	50/283
Gross Yards	3646	3299
Att./Completions	554/319	471/273
Completion Pct.	57.6	58.0
Had Intercepted	18	15
PUNTS/AVERAGE	84/46.5	92/43.6
NET PUNTING AVG.	84/35.6	92/36.5
PENALTIES/YARDS	114/872	114/1016
FUMBLES/BALL LOST	33/12	29/11
TOUCHDOWNS	32	35
Rushing	13	15
Passing	16	17
Returns	3	3

SCORE BY PERIODS	1	2	3	4	OT	PTS
BRONCOS	79	58	77	88	12	314
OPPONENTS	34	115	62	107	0	318

SCORING	TD	Ru	Pa	Ret	K-PAT	FG	S PTS
Elam	0	0	0	0	29/29	29/36	0 116
Gary	7	7	0	0	0	0	44
McCaffrey	7	0	7	0	0	0	42
R. Smith	4	0	4	0	0	0	24
Carswell	2	0	2	0	0	0	12
Chamberlain	2	0	2	0	0	0	12
Davis	2	2	0	0	0	0	12
Griese	2	2	0	0	0	0	12
Griffith	2	1	1	0	0	0	12
Cadrez	1	0	0	1	0	0	6
Loville	1	1	0	0	0	0	6
Romanowski	1	0	0	1	0	0	6
Watson	1	0	0	1	0	0	6
Pryce	0	0	0	0	0	1 2	0 6
BRONCOS	32	13	16	3	29/29	29/36	2 314
OPPONENTS	35	15	17	3	31/32	25/29	0 318

2-Pt. Conversions: Gary, BRONCOS 1-1, OPPONENTS 1-3

SACKS: Pryce 13.0, Cadrez 7.0, Tanuvasa 7.0, N. Smith 6.5, Williams 4.0, Hasselbach 2.5, Crockett 2.0, Wayne 2.0, E. Brown 1.5, Traylor 1.5, Bowers 1.0, Braxton 1.0, Wilson 1.0, BRONCOS 50.0, OPPONENTS 34.0

PASSING	Att	Cmp	Yds	Cmp%	Yds/Att	TD	TD%	Int	Int%	Long	Sack/Lost	Rating
Griese	452	261	3032	57.7	6.71	14	3.1	14	3.1	88	27/176	75.6
C. Miller	81	46	527	56.8	6.51	2	2.5	1	1.2	42	7/51	79.6
Brister	20	12	87	60.0	4.35	0	0.0	3	15.0	11	0/0	30.6
R. Smith	1	0	0	0.0	0.00	0	0.0	0	0.0	0	0/0	39.6
BRONCOS	554	319	3646	57.6	6.58	16	2.9	18	3.2	88	34/227	73.6
OPPONENTS	4											

DENVER BRONCOS STARTERS, 1960-2001

Listed below are the usual starters, by position, for the Denver Broncos on a season-by-season basis from 1960-2001. A player must have been the starter for the majority of the games that season to be designated as the starter. If the number of starting assignments at a position were virtually equal, two players have been listed, with the player who had the greater playing time listed first. The term "Ret" is used to designate someone who was a kick return specialist.

1960		1961		1962		1963	
OFFENSE		OFFENSE		OFFENSE		OFFENSE	
LE 87	Lionel Taylor	LE 87	Lionel Taylor	LE 87	Lionel Taylor	SE 87	Lionel Taylor
85	Jim Greer	LT 77	Jack Mattox	LT 72	Jerry Sturmn	LT 76	Harold Olson
LT 74	Gordon Holz	LG 60	Ken Adamson	LG 71	Jim Perkins	LG 71	Jim Perkins
77	Carl Larpenater	C 51	Mike Nichols	C 52	Ken Adamson	LG 60	Bob McCullough
LG 60	Ken Adamson	C 52	Mike Nichols	C 52	Jim Barton	C 72	Jerry Sturm
C 51	Mike Nichols	RG 77	Carl Larpenater	RG 67	Bob McCullough	RG 62	Ernie Barnes
RG 71	Willie Smith	RT 75	Eldon Danenhauer	RT 75	Eldon Danenhauer	RT 75	Eldon Danenhauer
RT 75	Eldon Danenhauer	TE 88	Gene Prebala	TE 88	Gene Prebala	TE 88	Gene Prebala
RE 81	Bill Jessup	FL 42	Al Frazier (Ret)	FL 82	Bob Scarpitto	FL 82	Bob Scarpitto
88	Pat Epperson	QB 18	Frank Tripucka	QB 18	Frank Tripucka	QB 18	Frank Tripucka
FL 41	Bob McNamara	QB 17	George Herring	QB 17	George Herring	QB 17	George Herring
81	Ken Carpenter	HB 34	Don Stone	HB 34	Don Stone	HB 34	Don Stone
QB 18	Frank Tripucka	HB 21	Gene Mingo	HB 21	Gene Mingo	HB 21	Gene Mingo
HB 20	Henry Bell	FB 35	Bo Dickinson	FB 35	Bo Dickinson	FB 3	Billy Joe
21	Gene Mingo	P 16	George Herring	P 16	George Herring	P 51	Jim Fraser
FB 35	Dave Rolle	PK 21	Gene Mingo/84 Jack Hill	PK 21	Gene Mingo	PK 21	Gene Mingo
P 16	George Herring	Ret 40	Al Carmichael	Ret 27	Charley Mitchell	Ret 27	Charley Mitchell
PK 21	Gene Mingo	DE 61	Chuck Gavin	DE 61	Chuck Gavin	DE 61	Chuck Gavin
Ret 40	Al Carmichael	DT 64	Bud McFadin	DT 64	Bud McFadin	DT 64	Bud McFadin
DE 65	Joe Young	DT 73	Ike Lassiter	DT 73	Ike Lassiter	DT 73	Ike Lassiter
70	Don King	RE 61	Chuck Gavin	RE 61	Chuck Gavin	RE 61	Chuck Gavin
LT 64	Bud McFadin	LLB 53	Bob Hudson	LLB 53	Bob Hudson	LLB 53	Bob Hudson
RT 67	John Hatley	MLB 55	Wahoo McDaniel	MLB 55	Wahoo McDaniel	MLB 55	Wahoo McDaniel
RE 61	Chuck Gavin	LLB 68	Bill Roehnelt	LLB 68	Bill Roehnelt	LLB 68	Bill Roehnelt
76	Bill Yeliverton	LCB 47	John McGeeever	LCB 47	John McGeeever	LCB 47	John McGeeever
33	Pete Mangum	RCB 45	Jim McMillin	RCB 45	Jim McMillin	RCB 45	Jim McMillin
53	Bob Hudson	LS 46	Bob Zeman	LS 46	Bob Zeman	LS 46	Bob Zeman
MLB 34	Hardy Brown	RS 23	Goose Gonsoulin	RS 23	Goose Gonsoulin	RS 23	Goose Gonsoulin
52	Frank Kutchta	RC 43	Frank Bernardi	RC 43	Frank Bernardi	RC 43	Frank Bernardi
RLB 84	Albert Day	41	Bob McNamara	41	Bob McNamara	41	Bob McNamara
LC 43	Frank Bernardi	RC 45	Jim McMillan	RC 45	Jim McMillan	RC 45	Jim McMillan
88	Al Denison	LS 42	Al Romine	LS 42	Al Romine	LS 42	Al Romine
85	Jacky Lee	RS 23	Goose Gonsoulin	RS 23	Goose Gonsoulin	RS 23	Goose Gonsoulin
SE 87	Lionel Taylor	SE 87	Lionel Taylor	SE 87	Lionel Taylor	SE 87	Lionel Taylor
LT 73	Harold Olson	SE 87	Bob Breitenstein	SE 87	Bob Breitenstein	SE 87	Bob Breitenstein
LG 71	Jim Perkins	LG 72	Jerry Sturm	LG 72	Jerry Sturm	LG 72	Jerry Sturm
68	Tom Nomina	C 52	Ray Kubala	C 52	Ray Kubala	C 52	Ray Kubala
C 72	Jerry Sturm	RG 67	Bob McCullough	RG 67	Bob McCullough	RG 67	Bob McCullough
RG 67	Bob McCullough	RT 75	Eldon Danenhauer	RT 75	Eldon Danenhauer	RT 75	Eldon Danenhauer
RT 75	Eldon Danenhauer	TE 30	Hewritt Dixon	TE 30	Hewritt Dixon	TE 30	Hewritt Dixon
TE 30	Hewritt Dixon	FL 82	Bob Scarpitto	FL 82	Bob Scarpitto	FL 82	Bob Scarpitto
FL 82	Bob Scarpitto	QB 15	Jacky Lee	QB 15	Jacky Lee	QB 15	Jacky Lee
88	Al Denison	QB 7	Mickey Slaughter	QB 7	Mickey Slaughter	QB 7	Mickey Slaughter
15	Jacky Lee	10	John McCormick	10	John McCormick	10	John McCormick
QB 27	Charley Mitchell	HB 28	Abner Haynes (Ret)	HB 28	Abner Haynes (Ret)	HB 28	Abner Haynes (Ret)
28	Abner Haynes	27	Charlie Mitchell	27	Charlie Mitchell	27	Charlie Mitchell
FB 3	Billy Joe	FB 2	Cookie Gilchrist	FB 2	Cookie Gilchrist	FB 2	Cookie Gilchrist
P 51	Jim Fraser	P 82	Bob Scarpitto	P 82	Bob Scarpitto	P 82	Bob Scarpitto
PK 21	Gene Mingo	PK 12	Gary Kroner	PK 12	Gary Kroner	PK 12	Gary Kroner
77	Dick Guesman	Ret 42	Odell Barry	Ret 42	Odell Barry	Ret 42	Odell Barry
Ret 42	Odell Barry	LE 81	Max Leetzow	LE 81	Max Leetzow	LE 81	Max Leetzow
LE 83	Ray Jacobs	80	Don La Rose	80	Don La Rose	80	Don La Rose
LT 77	Dick Guesman	RT 83	Ray Jacobs	RT 83	Ray Jacobs	RT 83	Ray Jacobs
RT 70	Charlie Janerette	RT 66	Larry Cox	RT 66	Larry Cox	RT 66	Larry Cox
RE 80	Ed Cooke	61	Bill Keating	61	Bill Keating	61	Bill Keating
78	Leroy Moore	RE 60	Bob Young	RE 60	Bob Young	RE 60	Bob Young
LLB 50	Jerry Hopkins	LLB 50	Jerry Hopkins	LLB 50	Jerry Hopkins	LLB 50	Jerry Hopkins
53	Tom Erlandson	51	Eugene Jeter	51	Eugene Jeter	51	Eugene Jeter
MLB 55	Marv Matuszak	MLB 55	Archie Matsos	MLB 55	Archie Matsos	MLB 55	Archie Matsos
RLB 51	Jim Fraser	RLB 56	John Bramlett	RLB 56	John Bramlett	RLB 56	John Bramlett
LC 24	Willie Brown	LC 24	Willie Brown	LC 24	Willie Brown	LC 24	Willie Brown
RC 20	Willie West	21	Goldie Sellers (Ret)	21	Goldie Sellers (Ret)	21	Goldie Sellers (Ret)
46	John Griffin	RC 48	Nemiah Wilson	RC 48	Nemiah Wilson	RC 48	Nemiah Wilson
LS 47	John McGeeever	FS 28	Jack Lentz	FS 28	Jack Lentz	FS 28	Jack Lentz
48	John McGeeever	SS 43	Pete Jacquess	SS 43	Pete Jacquess	SS 43	Pete Jacquess
RS 23	Goose Gonsoulin	45	Tom Cassese	45	Tom Cassese	45	Tom Cassese

1968		1969		1970		1971	
OFFENSE		OFFENSE		OFFENSE		OFFENSE	
SE 88	Al Denison	SE 88	Al Denison	SE 88	Al Denison	SE 42	Bill Van Heusen
42	Billy Van Heusen	84	Mike Haffner	42	Bill Van Heusen	80	Jerry Simmons
LT 72	Sam Brunelli	LT 72	Sam Brunelli	LT 72	Sam Brunelli	LT 75	Roger Shoals
LG 67	George Goeddeke	LG 67	George Goeddeke	LG 67	George Goeddeke	LG 68	Larron Jackson
C 59	Larry Kaminski	C 59	Larry Kaminski	C 59	Larry Kaminski	C 59	Larry Kaminski
RG 60	Bob Young	RG 60	Bob Young	RG 60	Bob Young	RG 67	George Goeddeke
64	Jon Homan	74	Mike Current	74	Mike Current	64	Mike Schnitker
RT 74	Mike Current	TE 85	Tom Beer	TE 83	Jim Whalen	71	Tom Lyons
TE 85	Tom Beer	82	Dave Pivec	81	Billy Masters	61	Mike Current
WR 41	Eric Crabtree	89	John Embree	84	Mike Haffner	74	Billy Masters
80	Jimmy Jones	13	Steve Tensi	13	Steve Tensi	40	Jack Gehrke
QB 15	Marlin Briscoe	14	Peter Liske	14	Peter Liske	82	Dwight Harrison
13	Steve Tensi	44	Floyd Little	44	Floyd Little	10	Steve Ramsey
HB 44	Floyd Little (Ret)	26	Fran Quayle	11	Bobby Anderson (Ret)	13	Don Horn
22	Fran Lynch	22	Fran Lynch	33	Wells Crenshaw	44	Floyd Little
FB 32	Garrett Ford	39	Tom Smiley	35	Clam Turner	22	Fran Lynch
40	Brendan McCarthy	P 42	Bill Van Heusen	P 42	Bill Van Heusen	11	Bobby Anderson
P 42	Billy Van Heusen	PK 3	Bobby Howfield	PK 3	Bob Howfield	42	Bill Van Heusen
PK 3	Bobby Howfield	Ret 29	Wandy Williams	Ret 29	Wandy Williams	15	Jim Turner
LE 55	Pete Duranko	LE 87	Rich Jackson	LE 87	Rich Jackson	LE 87	Rich Jackson
70	Paul Smith	70	Paul Smith	70	Paul Smith	63	Dave Costa
LT 62	Jerry Inman	62	Jerry Inman	62	Jerry Inman	70	Paul Smith
75	Rex Mirich	63	Dave Costa	63	Dave Costa	RE 55	Pete Duranko
RT 63	Dave Costa	RE 55	Pete Duranko	RE 55	Pete Duranko	RE 55	Pete Duranko
RE 87	Richard Jackson	LLB 50	Carl Cunningham	LLB 50	Carl Cunningham	LLB 50	Olen Underwood
LLB 50	Carl Cunningham	57	John Huard	57	Fred Forsberg	52	Fred Forsberg
MLB 57	John Huard	52	Fred Forsberg	52	John Huard	52	Fred Forsberg
RLB 52	Fred Forsberg	54	Chip Myrtle	54	Chip Myrtle	54	Chip Myrtle
54	Chip Myrtle	LC 20	Charlie Greer	LC 20	Charlie Greer	LC 41	Leroy Mitchell
LC 20	Charlie Greer	RC 36	Billy Thompson (Ret)	RC 36	Billy Thompson (Ret)	RC 36	Billy Thompson (Ret)
RC 23	Drake Garrett	FS 43	Pete Jacquess	FS 43	Pete Jacquess	FS 26	George Saimes
FS 28	Jack Lentz	41	George Burrell	47	Paul Marth	20	Charles Greer
SS 43	Pete Jacquess	20	Charles Greer	20	Charles Greer	20	Charles Greer
34	Gus Hollomon	WR 25	Haven Moses	WR 25	Haven Moses	WR 40	Rick Upchurch (Ret)
WR 84	Rod Sherman	25	Haven Moses	42	Bill Van Heusen	82	Bill Van Heusen
25	Haven Moses	LT 78	Marv Montgomery	LT 71	Claudie Minor	71	Claudie Minor
LT 78	Marv Montgomery	68	Larron Jackson	68	Larron Jackson	61	Tom Lyons
LG 68	Larron Jackson	64	Mike Schnitker	61	Larron Jackson	60	Bobby Maples
C 59	Larry Kaminski	C 50	Bobby Maples	C 50	Bobby Maples	C 50	Bobby Maples
RG 64	Mike Schnitker	61	Tom Lyons	60	Paul Howard	60	Paul Howard
61	Tom Lyons	74	Mike Current	74	Mike Current	74	Mike Current
RT 74	Mike Current	88	Riley Odoms	88	Riley Odoms	78	Marv Montgomery
TE 81	Billy Masters	88	Billy Masters	82	Billy Masters	88	Riley Odoms
88	Riley Odoms	84	Gene Washington	80	Jerry Simmons	25	Haven Moses
WR 80	Jerry Simmons	80	Jerry Simmons	12	Charley Johnson	82	Jack Dolbin
QB 12	Charley Johnson	10	Steve Ramsey	10	Steve Ramsey	10	Steve Ramsey
10	Steve Ramsey	24	Otis Armstrong (Ret)	24	Otis Armstrong (Ret)	12	Charlie Johnson
HB 44	Floyd Little	22	Fran Lynch	22	Fran Lynch	44	Floyd Little (Ret)
22	Fran Lynch	33	Joe Dawkins (Ret)	32	Jon Keyworth	22	Otis Armstrong
FB 11	Bobby Anderson	P 42	Bill Van Heusen	P 42	Bill Van Heusen	32	Jon Keyworth
33	Joe Dawkins (Ret)	PK 15	Jim Turner	PK 15	Jim Turner	22	Fran Lynch
P 42	Bill Van Heusen	LE 79	Barney Chavous	LE 79	Barney Chavous	42	Bill Van Heusen
PK 15	Jim Turner	LT 70	Paul Smith	LT 70	Paul Smith	PK 15	Jim Turner
DEFENSE	DEFENSE	DEFENSE	DEFENSE	DEFENSE	DEFENSE	DEFENSE	DEFENSE
RE 77	Lyle Alzado	RE 77	Lyle Alzado	RE 77	Lyle Alzado	LE 79	Barney Chavous
RT 76	Tom Dromes	RT 79	Barney Chavous	RT 55	Pete Duranko	LT 63	John Grant
LT 70	Paul Smith	LT 70	Paul Smith	75	Ed Smith	68	Rubin Carter
LE 55	Pete Duranko	LE 55	Pete Duranko	LE 79	Barney Chavous	77	Lyle Alzado
55	Pete Duranko	56	Ray May	56	Ray May	57	Tom Jackson
RLB 54	Chip Myrtle	58	Tom Graham	58	Tom Graham	52	Randy Gradishar
MLB 58	Tom Graham	56	Dan Parish	52	Randy Gradishar	52	Randy Gradishar
LLB 52	Fred Forsberg	56	Dan Parish	52	Randy Gradishar	59	Joe Rizzo
RC 36	Billy Thompson	26	Calvin Jones	26	Calvin Jones	51	Bob Swenson
LC 41	Leroy Mitchell	LC 41	Leroy Mitchell	LC 46	John Rowser	20	Wright Jones
WS 23	Steve Preece	WS 20	Charles Greer	WS 20	Charles Greer	26	Earlie Thomas
SS 20	Charles Greer	48	John Pitts	48	John Pitts	46	John Rowser
SS 20	Charles Greer	36	Billy Thompson (Ret)	36	Billy Thompson (Ret)	36	Billy Thompson

1976		1977		1978		1979	
OFFENSE		OFFENSE		OFFENSE		OFFENSE	
WR 80	Rick Upchurch (Ret)	WR 82	Jack Dolbin	WR 82	Jack Dolbin	WR 80	Rick Upchurch (Ret)
LT 75	Bill Bain	LT 74	Rick Upchurch (Ret)	LT 71	Claudie Minor	LT 71	Claudie Minor
LG 62	Tom Glassic	LG 62	Tom Glassic	LG 62	Tom Glassic	LG 62	Tom Glassic
C 50	Bobby Maples	C 52	Mike Montler	C 64	Bill Bryan	C 64	Bill Bryan
RG 61	Tom Lyons	RG 60	Paul Howard	RG 60	Paul Howard	RG 60	Paul Howard
RT 71	Claudie Minor	RT 71	Claudie Minor	RT 76	Tom Neville	RT 70	Dave Studdard
TE 88	Riley Odoms	TE 88	Riley Odoms	TE 88	Riley Odoms	TE 88	Riley Odoms
WR 25	Haven Moses	WR 25	Haven Moses	WR 25	Haven Moses	WR 25	Haven Moses
QB 10	Steve Ramsey	QB 7	Craig Morton	QB 7	Craig Morton	QB 7	Craig Morton
HB 24	Otis Armstrong	HB 24	Otis Armstrong	HB 24	Otis Armstrong	HB 24	Otis Armstrong
35	Lonnie Perrin (Ret)	41	Rob Lytle	35	Lonnie Perrin (Ret)	41	Rob Lytle
FB 32	Jon Keyworth	32	Jon Keyworth	32	Jon Keyworth	32	Jon Keyworth
33	Jim Kick	35	Lonnie Perrin	35	Larry Canada	35	Jon Keyworth
P 42	Bill Van Heusen	P 10	Bucky Dilts	P 10	Bucky Dilts	P 11	Luke Prestridge
14	Norris Weese						
PK 15	Jim Turner	PK 15	Jim Turner	PK 15	Jim Turner	PK 15	Jim Turner

DEFENSE		DEFENSE		DEFENSE		DEFENSE	
LE 79	Barney Chavous	LE 79	Barney Chavous	LE 79	Barney Chavous	LE 79	Barney Chavous
NT 63	John Grant	NT 68	Rubin Carter	NT 68	Rubin Carter	NT 68	Rubin Carter
68	Rubin Carter	63	John Grant				
RE 70	Paul Smith	RE 77	Lyle Alzado	RE 77	Lyle Alzado	RE 66	Brisan Manor
LOLB 51	Bob Swenson	LOLB 51	Bob Swenson	LO 51	Bob Swenson	LO 51	Bob Swenson
LILB 59	Joe Rizzo	LILB 59	Joe Rizzo	LI 59	Joe Rizzo	LI 59	Joe Rizzo
MILB 52	Randy Gradishar	RI 53	Randy Gradishar	RI 53	Randy Gradishar	RI 53	Randy Gradishar
ROLB 57	Tom Jackson	RO 57	Tom Jackson	RO 57	Tom Jackson	RO 57	Tom Jackson
LC 20	Louis Wright	LC 20	Louis Wright	LC 20	Louis Wright	LC 20	Louis Wright
RC 26	Calvin Jones	RC 43	Steve Foley	RC 43	Steve Foley	RC 43	Steve Foley
43	Steve Foley						
WS 46	John Rowser	WS 29	Bernard Jackson	WS 29	Bernard Jackson	WS 29	Bernard Jackson
SS 36	Billy Thompson	SS 36	Billy Thompson	SS 36	Billy Thompson	SS 36	Billy Thompson

1980		1981		1982		1983	
OFFENSE		OFFENSE		OFFENSE		OFFENSE	
WR 80	Rick Upchurch (Ret)	WR 80	Rick Upchurch	WR 80	Rick Upchurch (Ret)	WR 80	Rick Upchurch
LT 71	Claudie Minor	LT 71	Claudie Minor	LT 71	Claudie Minor	LT 70	Dave Studdard
LG 62	Tom Glassic	LG 62	Tom Glassic	LG 62	Tom Glassic	LG 62	Tom Glassic
C 64	Bill Bryan	C 64	Bill Bryan	C 64	Bill Bryan	C 64	Bill Bryan
RG 60	Paul Howard	RG 60	Paul Howard	RG 70	Dave Studdard	RG 60	Paul Howard
RT 70	Dave Studdard	RT 70	Dave Studdard	RT 76	Ken Lanier	RT 76	Ken Lanier
TE 88	Riley Odoms	TE 88	Riley Odoms	TE 88	Riley Odoms	TE 85	Ron Egloff
WR 25	Haven Moses	WR 81	Steve Watson	WR 81	Steve Watson	WR 81	Steve Watson
QB 7	Craig Morton	QB 7	Craig Morton	QB 17	Steve DeBerg	QB 17	Steve DeBerg
17	Matt Robinson	17	Steve DeBerg				
HB 24	Otis Armstrong	HB 46	Dave Preston	HB 47	Gerald Willhite	HB 23	Sammy Winder
46	Dave Preston	32	Tony Reed	23	Sammy Winder	47	Gerald Willhite
FB 30	Jim Jensen	24	Rick Parros	24	Rick Parros	34	Nathan Poole
32	Jon Keyworth	35	Larry Canada	46	Dave Preston	46	Dave Preston
P 11	Luke Prestridge	P 11	Luke Prestridge	P 11	Luke Prestridge	P 11	Luke Prestridge
PK 19	Fred Steinfort	PK 19	Fred Steinfort	PK 3	Rich Karlis	PK 3	Rich Karlis
KR 82	Larry Brunson	Ret 83	Wade Manning	Ret 83	Wade Manning	Ret 82	Zack Thomas

DEFENSE		DEFENSE		DEFENSE		DEFENSE	
LE 79	Barney Chavous	LE 79	Barney Chavous	LE 79	Barney Chavous	LE 79	Barney Chavous
NT 68	Rubin Carter	NT 68	Rubin Carter	NT 68	Rubin Carter	NT 68	Rubin Carter
RE 66	Brisan Manor	RE 75	Rulon Jones	RE 75	Rulon Jones	RE 75	Rulon Jones
73	Rulon Jones						
LO 58	Rob Nairne	LO 51	Bob Swenson	LO 50	Jim Ryan	LO 50	Jim Ryan
LI 56	Larry Evans	LI 56	Larry Evans	LI 56	Larry Evans	LI 53	Randy Gradishar
RI 53	Randy Gradishar	RI 52	Randy Gradishar	RI 53	Randy Gradishar	RI 58	Steve Busick
RO 57	Tom Jackson	RO 57	Tom Jackson	RO 57	Tom Jackson	RO 57	Tom Jackson
LC 20	Louis Wright	LC 20	Louis Wright	LC 20	Louis Wright	LC 20	Louis Wright
RC 22	Aaron Kyle	RC 22	Aaron Kyle	RC 22	Aaron Kyle	RC 31	Mike Harden
45	Perry Smith	45	Steve Wilson	45	Steve Wilson	45	Steve Wilson (Ret)
WS 43	Steve Foley	WS 43	Steve Foley	WS 31	Mike Harden	WS 43	Steve Foley
31	Mike Harden (Ret)	31	Mike Harden (Ret)	43	Steve Foley		
SS 36	Billy Thompson	SS 36	Billy Thompson	SS 49	Dennis Smith	SS 49	Dennis Smith

1984		1985		1986		1987	
OFFENSE		OFFENSE		OFFENSE		OFFENSE	
WR 86	Butch Johnson	WR 86	Butch Johnson	WR 82	Vance Johnson	WR 82	Vance Johnson
84	Clint Sampson	82	Vance Johnson (Ret)	80	Mark Jackson	80	Mark Jackson
LT 70	Dave Studdard	LT 70	Dave Studdard	LT 70	Dave Studdard	LT 70	Dave Studdard
LG 54	Keith Bishop	LG 54	Keith Bishop	LG 54	Keith Bishop	LG 54	Keith Bishop
C 64	Bill Bryan	C 64	Bill Bryan	C 64	Bill Bryan	C 64	Bill Bryan
RG 60	Paul Howard	RG 60	Paul Howard	RG 60	Paul Howard	RG 62	Larry Lee
RT 76	Ken Lanier	RT 76	Ken Lanier	RT 76	Ken Lanier	RT 76	Ken Lanier
TE 88	Clarence Kay	TE 88	Clarence Kay	TE 88	Clarence Kay	TE 88	Clarence Kay
87	Jim Wright	87	Jim Wright	89	Orson Mobley	89	Orson Mobley
WR 81	Steve Watson	WR 81	Steve Watson	WR 81	Steve Watson	WR 84	Ricky Nattiel
84	Clint Sampson	84	Clint Sampson	84	Clint Sampson	85	Rick Massie
QB 7	John Elway	QB 7	John Elway	QB 7	John Elway	QB 7	John Elway
8	Gary Kubiak	8	Gary Kubiak	12	Ken Karcher	12	Ken Karcher
RB 47	Gerald Willhite (Ret)	RB 23	Sammy Winder	RB 23	Sammy Winder	HB 23	Sammy Winder
33	Gene Lang (Ret)	33	Gene Lang	30	Steve Sewell	47	Gerald Willhite
RB 23	Sammy Winder	RB 30	Steve Sewell	RB 47	Gerald Willhite (Ret)	FB 33	Gene Lang
24	Rick Parros	47	Gerald Willhite (Ret)	33	Gene Lang	46	Bobby Micho
P 1	Chris Norman	P 1	Chris Norman	P 1	Chris Norman	P 2	Mike Horan
PK 3	Rich Karlis	PK 3	Rich Karlis	PK 3	Rich Karlis	PK 3	Rich Karlis
Ret 82	Zack Thomas	Ret 35	Ken Bell	Ret 35	Ken Bell	Ret 27	Kevin Clark
						35	Ken Bell

DEFENSE		DEFENSE		DEFENSE		DEFENSE	
LE 79	Barney Chavous	LE 79	Barney Chavous	LE 61	Andre Townsend	LE 61	Andre Townsend
MG 68	Ruben Carter	MG 68	Ruben Carter	MG 71	Greg Kragen	MG 71	Greg Kragen
RE 75	Rulon Jones	RE 75	Rulon Jones	RE 75	Rulon Jones	RE 75	Rulon Jones
LO 52	Jim Ryan	LO 50	Jim Ryan	LO 50	Jim Ryan	LO 73	Simon Fletcher
52	Ken Woodard						
LI 55	Rick Dennison	LI 77	Karl Mecklenburg	LI 77	Karl Mecklenburg	LI 77	Karl Mecklenburg
		55	Rick Dennison				
RI 58	Steve Busick	RI 58	Steve Busick	RI 98	Ricky Hunley	RI 98	Ricky Hunley
RO 57	Tom Jackson	RO 57	Tom Jackson	RO 57	Tom Jackson	RO 50	Jim Ryan
RC 20	Louis Wright	RC 20	Louis Wright	RC 20	Louis Wright	RC 36	Mark Haynes
LC 31	Mike Harden	LC 31	Mike Harden	LC 31	Mike Harden	RC 31	Mike Harden
FS 43	Steve Foley	FS 43	Steve Foley	FS 43	Steve Foley	WS 22	Tony Lilly
SS 49	Dennis Smith	SS 49	Dennis Smith	SS 49	Dennis Smith	SS 49	Dennis Smith

1988		1989		1990		1991	
OFFENSE		OFFENSE		OFFENSE		OFFENSE	
WR 82	Vance Johnson	WR 82	Vance Johnson (Ret)	WR 82	Vance Johnson	WR 83	Michael Young
84	Ricky Nattiel (Ret)	83	Michael Young	84	Ricky Nattiel	82	Vance Johnson (Ret)
LT 70	Dave Studdard	LT 60	Gerald Perry	LT 60	Gerald Perry	LT 62	Jeff Davidson
60	Gerald Perry	69	Darrell Hamilton	69	Darrell Hamilton	69	Darrell Hamilton
LG 54	Keith Bishop	LG 67	Doug Widell	LG 67	Doug Widell	LG 67	Doug Widell
C 64	Bill Bryan	C 72	Keith Kartz	C 72	Keith Kartz	C 72	Keith Kartz
RG 72	Keith Kartz	RG 66	Jim Juriga	RG 66	Jim Juriga	RG 68	Crawford Ker
RT 76	Ken Lanier	RT 76	Ken Lanier	RT 76	Ken Lanier	63	Sean Farrell
TE 88	Clarence Kay	TE 88	Clarence Kay	TE 88	Clarence Kay	76	Ken Lanier
89	Orson Mobley	89	Orson Mobley	89	Orson Mobley	88	Clarence Kay
WR 80	Mark Jackson	WR 80	Mark Jackson	WR 80	Mark Jackson	81	Shannon Sharpe
30	Steve Sewell	30	Steve Sewell	83	Michael Young	WR 83	Mark Jackson
QB 7	John Elway	QB 7	John Elway	QB 7	John Elway	85	Derek Russell
8	Gary Kubiak	8	Gary Kubiak	8	Gary Kubiak	QB 7	John Elway
HB 33	Tony Dorsett	HB 26	Bobby Humphrey	HB 26	Bobby Humphrey	HB 28	Gaston Green
47	Gerald Willhite	23	Sammy Winder	30	Steve Sewell	33	Robert Perryman
FB 23	Sammy Winder	40	Jeff Alexander	FB 20	Sammy Winder	FB 20	Greg Lewis
30	Steve Sewell	32	Melvin Bratton	32	Melvin Bratton	30	Steve Sewell
P 2	Mike Horan	P 2	Mike Horan	P 2	Mike Horan	P 2	Mike Horan
PK 3	Rich Karlis	PK 9	David Treadwell	PK 9	David Treadwell	PK 9	David Treadwell
Ret 35	Ken Bell	Ret 35	Ken Bell	Ret 20	Kevin Clark	Ret 22	Alton Montgomery

DEFENSE		DEFENSE		DEFENSE		DEFENSE	
LE 65	Walt Bowyer	LE 92	Alphonso Carreker	LE 91	Warren Powers	LE 91	Warren Powers
90	Freddie Gilbert						
NT 71	Greg Kragen	NT 71	Greg Kragen	NT 71	Greg Kragen	NT 71	Greg Kragen
RE 61	Andre Townsend	RE 61	Andre Townsend	RE 90	Ron Holmes	RE 90	Ron Holmes
91	Warren Powers	91	Warren Powers	94	Jim Szymanski	94	Jim Szymanski
LO 73	Simon Fletcher	LO 73	Simon Fletcher	LO 73	Simon Fletcher	LO 73	Simon Fletcher
LI 77	Karl Mecklenburg	LI 77	Karl Mecklenburg	LI 77	Karl Mecklenburg	LI 77	Karl Mecklenburg
RI 55	Rick Dennison	RI 55	Rick Dennison	RI 51	Mike Croel	RI 51	Mike Croel
RO 50	Jim Ryan	RO 56	Michael Brooks	RO 56	Michael Brooks	RO 56	Michael Brooks
56	Michael Brooks						
LC 36	Mark Haynes	LC 34	Tyrone Braxton	LC 34	Tyrone Braxton	LC 34	Tyrone Braxton
RC 28	Jeremiah Castile	RC 24	Wymon Henderson	RC 24	Wymon Henderson	RC 24	Wymon Henderson
45	Steve Wilson						
WS 31	Mike Harden	WS 27	Steve Atwater	FS 27	Steve Atwater	FS 27	Steve Atwater
SS 49	Dennis Smith	SS 49	Dennis Smith	SS 49	Dennis Smith	SS 49	Dennis Smith

YEAR-BY-YEAR FINAL RECORDS

Year	W	L	T	Div. Finish	Coach	Postseason (record)
1960	4	9	1	Fourth	Frank Filchock	
1961	3	11	0	Third	Frank Filchock	
1962	7	7	0	Second	Jack Faulkner	
1963	2	11	1	Fourth	Jack Faulkner	
1964	2	11	1	Fourth	Jack Faulkner (0-4) / Mac Speedie (2-7-1)	
1965	4	10	0	Fourth	Mac Speedie	
1966	4	10	0	Fourth	Mac Speedie (0-2) / Ray Malavasi (4-8)	
1967	3	11	0	Fourth	Lou Saban	
1968	5	9	0	Fourth	Lou Saban	
1969	5	8	1	Fourth	Lou Saban	
1970	5	8	1	Fourth	Lou Saban	
1971	4	9	1	Fourth	Lou Saban (2-6-1) / Jerry Smith (2-3)	
1972	5	9	0	Third	John Ralston	
1973	7	5	2	Second	John Ralston	
1974	7	6	1	Second	John Ralston	
1975	6	8	0	Second	John Ralston	
1976	9	5	0	Second	John Ralston	
1977	12	2	0	First	Red Miller	Super Bowl (2-1)
1978	10	6	0	First	Red Miller	Playoffs (0-1)
1979	10	6	0	Second	Red Miller	Playoffs (0-1)
1980	8	8	0	Fourth	Red Miller	
1981	10	6	0	First (tie)	Dan Reeves	
1982	2	7	0	Fifth	Dan Reeves	
1983	9	7	0	Third	Dan Reeves	Playoffs (0-1)
1984	13	3	0	First	Dan Reeves	Playoffs (0-1)
1985	11	5	0	Second	Dan Reeves	
1986	11	5	0	First	Dan Reeves	Super Bowl (2-1)
1987	10	4	1	First	Dan Reeves	Super Bowl (2-1)
1988	8	8	0	Second	Dan Reeves	
1989	11	5	0	First	Dan Reeves	Super Bowl (2-1)
1990	5	11	0	Fifth	Dan Reeves	
1991	12	4	0	First	Dan Reeves	AFC Championship (1-1)
1992	8	8	0	Third	Dan Reeves	
1993	9	7	0	Third	Wade Phillips	Playoffs (0-1)
1994	7	9	0	Fourth	Wade Phillips	
1995	8	8	0	Fourth	Mike Shanahan	
1996	13	3	0	First	Mike Shanahan	Playoffs (0-1)
1997	12	4	0	Second	Mike Shanahan	Super Bowl Champion (4-0)
1998	14	2	0	First	Mike Shanahan	Super Bowl Champion (3-0)
1999	6	10	0	Fifth	Mike Shanahan	
2000	11	5	0	Second	Mike Shanahan	Playoffs (0-1)
2001	8	8	0	Third	Mike Shanahan	
Total	320	298	10	(.518)		(Total Playoff Record: 16-12)

• 14 Playoff appearances • 7 AFC Championship Games • 6 Super Bowls

• 2 World Championships



2000 AFC Wild Card Playoff Game

BALTIMORE 21, DENVER 3

Dec. 31, 2000 • PSINet Stadium • Baltimore, Md.

Weather: Mostly Sunny, 22° (wind chill 5°), Wind NNW 20-25 mph • **Attendance:** 69,638 • **Time:** 2:54

The Broncos' season ended in a disappointing 21-3 defeat at the hands of the Baltimore Ravens in an AFC Wild Card Playoff Game at PSINet Stadium in Baltimore on a blustery New Year's Eve day. Denver's offense managed just 177 yards—the club's third lowest output in 28 postseason games—and nine first downs against a record-setting Ravens defense, which put an end to the Broncos' seven-game postseason win streak.

After a scoreless first quarter, Baltimore put the first points on the scoreboard when Jamal Lewis' reach the end zone from 1 yard out early in the second quarter to cap a 10-play, 75-yard drive. The Broncos answered with a 31-yard Jason Elam field goal to narrow the deficit to 7-3 when a promising 12-play, 68-yard drive stalled after a 3rd-and-1 opportunity at the Ravens' 12-yard line. What followed would prove to be the play of the game, if not one of the more bizarre plays of the year.

The Ravens' Corey Harris returned the ensuing kickoff 15 yards to the Baltimore 42-yard line. On 1st-and-10, Baltimore's Trent Dilfer attempted a screen pass to Lewis, who tipped the ball into and out of the hands of Denver cornerback Terrell Buckley. The loose ball was grabbed out of the air by former Broncos tight end Shannon Sharpe who dashed 58 yards for a touchdown, boosting the lead to 14-3.

Baltimore increased its halftime lead to 21-3 late in the third quarter when Lewis ran 27 yards for this second touchdown of the day to cap the scoring.

Denver managed just 83 yards on its eight second-half possessions and was held scoreless to preserve the lowest scoring output (3) in franchise postseason history. The Broncos penetrated Ravens territory just once all day, and ran just seven plays on the Baltimore side of the field.

Broncos quarterback Gus Frerotte, subbing for the injured Brian Griese, completed 13 of 28 passes for 124 yards with one interception, while Ed McCaffrey led all receivers with eight catches for 75 yards. Mike Anderson led the Broncos in rushing with 40 yards on 15 carries. Safety Billy Jenkins and defensive end Maa Tanuvasa each had sacks for the Broncos' defense, which held Baltimore to 244 yards total offense and forced 10 punts.

OFFICIALS

Referee — Larry Nemmers (20); **Umpire** — Bob Wagner (100); **Head Linesman** — Tony Veteri (36); **Line Judge** — Ron Phares (10); **Field Judge** — Steve Zimmer (33); **Side Judge** — Doug Toole (4); **Back Judge** — Richard Reels (83); **Replay** — Bob Boylston

STARTING LINEUPS

Denver Broncos				Baltimore Ravens			
Offense		Defense		Offense		Defense	
WR 80	R. Smith	LE 98	M. Tanuvasa	WR 87	Q. Ismail	LE 90	R. Burnett
LT 77	T. Jones	LT 94	K. Traylor	LT 75	J. Ogden	LT 95	S. Adams
LG 64	L. Friedman	RT 93	T. Pryce	LG 64	E. Multitalo	RT 98	T. Siragusa
C 66	T. Nalen	RE 95	K. Pittman	C 60	J. Mitchell	RE 99	M. McCrary
RG 62	D. Neil	WLB 51	J. Mobley	RG 62	M. Flynn	LLB 58	P. Boulware
RT 78	M. Lepsis	MLB 56	A. Wilson	RT 70	H. Swayne	MLB 52	R. Lewis
TE 89	D. Carswell	SLB 53	B. Romanowski	TE 82	S. Sharpe	RLB 55	J. Sharper
WR 87	E. McCaffrey	LCB 39	R. Crockett	TE 81	B. Coates	LCB 22	D. Starks
QB 12	G. Frerotte	RCB 27	T. Buckley	QB 8	T. Dilfer	RCB 21	C. McAlister
RB 38	M. Anderson	SS 32	B. Jenkins	RB 31	J. Lewis	SS 20	K. Herring
FB 29	H. Griffith	FS 26	E. Brown	FB 32	S. Gash	FS 26	R. Woodson

DENVER SUBSTITUTIONS: K 1 J. Elam, K 2 S. Lindsey, P 16 T. Rouen, QB 17 J. Jackson, CB 24 D. O'Neal, S 28 K. Kennedy, CB 33 J. Spencer, CB 35 J. Suttle, FB 42 D. Smith, RB 46 K. Coleman, S 48 G. Coghill, LB 52 I. Gold, LB 55 K. Burns, LB 59 G. Cadrez, C 60 K.C. Jones, G/T 65 C. Carlisle, WR 81 S. Montgomery, WR 83 T. McGriff, TE 86 B. Chamberlain, TE 88 De. Clark, DE 92 L. Archambeau, DE 96 H. Hasselbach, DT 97 M. Lodish. **DID NOT PLAY:** QB 14 B. Griese. **INACTIVE:** RB 30 T. Davis, S 47 Da. Clark, TE 82 B. Miller, WR 84 C. Cole, WR 85 C. Fields, DT 90 J. Johnson, DE 99 M. Reagor.

		FIELD GOALS (made (___) & missed)					
		1	2	3	4	OT	TOTAL
VISITOR	Denver Broncos	0	3	0	0	—	3
HOME	Baltimore Ravens	0	14	7	0	—	21

Team	Qtr	Clock Time	PLAY DESCRIPTION (Extra Point) (Drive Info)				SCORE	
			Visitor	Home	Visitor	Home		
RAVENS	2	11:43	Ja. Lewis 1 yd. run (M. Stover, kick) (10-75, 5:51)	0	7			
BRONCOS	2	4:31	J. Elam 31 yd. Field Goal (12-68, 7:12)	3	7			
RAVENS	2	4:06	S. Sharpe 58 yd. pass from T. Dilfer (M. Stover, kick) (1-58, 0:25)	3	14			
RAVENS	3	3:19	Ja. Lewis 27 yd. run (M. Stover, kick) (2-28, 0:42)	3	21			

FINAL BRONCOS DEFENSIVE STATISTICS (Based on unofficial press box statistics)

Player	UT	A	TT	S-yds	I-yds	PD	FF	FR	Player	UT	A	TT	S-yds	I-yds	PD	FF	FR
B. Jenkins	10	2	12	1-10	0-0	0	1	0	I. Gold	1	0	1	0-0	0-0	0	0	0
T. Pryce	7	0	7	0-0	0-0	1	0	0	M. Lodish	1	0	1	0-0	0-0	0	0	0
J. Mobley	6	0	6	0-0	0-0	0	0	0	K. Traylor	0	1	1	0-0	0-0	0	0	0
A. Wilson	4	2	6	0-0	0-0	0	0	0	L. Archambeau	0	0	0	0-0	0-0	0	0	0
E. Brown	4	1	5	0-0	0-0	0	0	0	T. Buckley	0	0	0	0-0	0-0	0	0	0
M. Tanuvasa	3	2	5	1-2	0-0	0	0	0	G. Gadrez	0	0	0	0-0	0-0	0	0	0
H. Hasselbach	4	0	4	0-0	0-0	0	0	0	D. O'Neal	0	0	0	0-0	0-0	0	0	0
B. Romanowski	2	2	4	0-0	0-0	0	0	0	J. Spencer	0	0	0	0-0	0-0	0	0	0
K. Pittman	2	1	3	0-0	0-0	0	0	0	Team Totals	46	11	57	2-12	0-0	1	1	0
R. Crockett	2	0	2	0-0	0-0	0	0	0									

FINAL INDIVIDUAL STATISTICS

Denver Broncos							Baltimore Ravens								
RUSHING	ATT	YDS	AVG	LG	TD		RUSHING	ATT	YDS	AVG	LG	TD			
M. Anderson	15	40	2.7	13	0		Ja. Lewis	30	110	3.7	27	2			
R. Smith	2	3	1.5	7	0		P. Holmes	5	6	1.2	4	0			
G. Frerotte	1	-1	-1.0	-1	0		Je. Lewis	1	5	5.0	5	0			
Total	18	42	2.3	13	0		T. Dilfer	1	2	2.0	2	0			
							T. Banks	1	-1	-1.0	-1	0			
							Total	38	122	3.2	27	2			
PASSING	ATT	CMP	YDS	TKD/434	TD	LG	IN	PASSING	ATT	CMP	YDS	TKD/434	TD	LG	IN
G. Frerotte	28	13	124	4/34	0	24	1	T. Dilfer	14	9	130	2/12	1	58	0
J. Jackson	10	5	54	1/9	0	19	0	T. Banks	1	0	0	0/0	0	0	0
Total	38	18	178	5/43	0	24	1	Total	15	9	130	2/12	1	58	0
PASS RECEIVING	NO	YDS	AVG	LG	TD			PASS RECEIVING	NO	YDS	AVG	LG	TD		
E. McCaffrey	8	75	9.4	16	0			Q. Ismail	4	35	8.8	15	0		
R. Smith	3	58	19.3	24	0			S. Sharpe	3	73	24.3	58	1		
M. Anderson	2	10	5.0	8	0			Ja. Lewis	1	15	15.0	15	0		
D. Carswell	2	8	4.0	6	0			S. Gash	1	7	7.0	7	0		
H. Griffith	1	16	16.0	16	0			Total	9	130	14.4	58	1		
T. McGriff	1	6	6.0	6	0										
De. Clark	1	5	5.0	5	0										
Total	18	178	9.9	24	0										
INTERCEPTIONS	NO	YDS	LG	TD				INTERCEPTIONS	NO	YDS	LG	TD			
	0	0	0	0				R. Lewis	1	4	4	0			
Total	0	0	0	0	0			Total	1	4	4	0			
PUNTING	NO	YDS	AVG	TB	IN20	LG		PUNTING	NO	YDS	AVG	TB	IN20	LG	
T. Rouen	9	346	38.4	0	0	62		K. Richardson	10	383	38.3	2	4	66	
Total	9	346	38.4	0	0	62		Total	10	383	38.3	2	4	66	
PUNT RETURNS	NO	FC	YDS	LG	TD			PUNT RETURNS	NO	FC	YDS	LG	TD		
D. O'Neal	3	0	13	7	0			Je. Lewis	4	2	26	17	0		
D. Smith	1	0	0	0	0			(DOWNED)	3	0	0	0	0		
T. Buckley	0	1	0	0	0			Returns	4	2	26	17	0		
(DOWNED)	3	0	0	0	0										
(TOUCHBACK)	2	0	0	0	0										
Returns	4	1	13	7	0										
KICKOFF RETURNS	NO	FC	YDS	LG	TD			KICKOFF RETURNS	NO	FC	YDS	LG	TD		
B. Chamberlain	1	0	15	15	0			C. Harris	1	0	15	15	0		
D. Smith	1	0	15	15	0			B. Coates	1	0	8	8	0		
D. O'Neal	1	0	13	13	0			Returns	2	0	23	15	0		
(TOUCHBACK)	1	0	0	0	0										
Returns	3	0	43	15	0										
Denver Broncos	Own	Yds	TD	FF	Opp. Yds	TD	Out	Baltimore Ravens	Own	Yds	TD	FF	Opp. Yds	TD	Out
FUMBLES	Fum	Rec.	0	0	0	0	0	FUMBLES	Fum	Rec.	0	0	0	0	0
B. Jenkins	0	0	0	0	1	0	0	T. Dilfer	1	0	0	0	0	0	0
Total	0	0	0	1	0	0	0	J. Ogden	0	1	0	0	0	0	0
								Total	1	1	0	0	0	0	0

FINAL TEAM STATISTICS

	VISITOR BRONCOS	HOME RAVENS
TOTAL FIRST DOWNS	9	13
By Rushing	1	5
By Passing	8	7
By Penalty	0	1
THIRD DOWN EFFICIENCY	3-16-19%	4-14-29%
FOURTH DOWN EFFICIENCY	1-3-33%	0-0-0%
TOTAL NET YARDS	177	240
Total Offensive Plays (inc. times thrown passing)	61	55
Average gain per offensive play	2.9	4.4
NET YARDS RUSHING	42	122
Total Rushing Plays	18	38
Average gain per rushing play	2.3	3.2
Tackles for a loss — number and yards	1-4	3-6
NET YARDS PASSING	135	118
Times thrown — yards lost attempting to pass	5-43	2-12
Gross yards passing	178	130
PASS ATTEMPTS-COMPLETIONS-HAD INTERCEPTED	38-18-1	15-9-0
Average gain per pass play (inc. # thrown passing)	3.1	6.9
KICKOFFS Number-In End Zone-Touchbacks	2-0-0	4-1-1
PUNTS Number and Average	9-38.4	10-38.3
Had Blocked	0	0
FGs — PATs Had Blocked	0-0	0-0
Net punting average	35.6	33
TOTAL RETURN YARDAGE (Not Including Kickoffs)	13	30
No. and Yards Punt Returns	4-13	4-26
No. and Yards Kickoff Returns	3-43	2-23
No. and Yards Interception Returns	0-0	1-4
PENALTIES Number and Yards	6-33	4-30
FUMBLES Number and Lost	0-0	1-0
TOUCHDOWNS	0	3
Rushing	0	2
Passing	0	1
EXTRA POINTS Made-Attempts	0-0	3-3
Kicking Made-Attempts	0-0	3-3
FIELD GOALS Made-Attempts	1-1	0-0
SAFETIES	0	0
FINAL SCORE	3	21
TIME OF POSSESSION	27:37	32:23

SUPER BOWL XXXIII

DENVER 34, ATLANTA 19

Jan. 31, 1999 • Pro Player Stadium • Miami, Fla.

Weather: Mostly Cloudy, 73°, Wind E 10 mph • Attendance: 74,803 • Time: 3:18

The Denver Broncos clinched their second straight World Championship with a 34-19 victory over the Atlanta Falcons in Super Bowl XXXIII before 74,803 at Miami's Pro Player Stadium, and millions more watching around the world. With the win, Denver joined just five other franchises who have won back-to-back Super Bowl titles, and posted just the seventh repeat championship in Super Bowl history. The win also gave Denver 33 wins in the past two seasons, and 46 wins in the past three, both NFL records.

Quarterback John Elway claimed the game's Most Valuable Player award by completing 18 of 29 passes for 336 yards (3rd-most in Super Bowl history), including an 80-yard touchdown toss to Rod Smith in the second quarter that tied for the second-longest TD pass in Super Bowl history. He also ran for a 3-yard score in the fourth quarter, making him the oldest player (38) to score a touchdown in the Super Bowl, eclipsing the record he set a year earlier by scoring in Super Bowl XXXII.

Elway's accurate passing and Terrell Davis' effective running (25 carries, 102 yards) kept the Falcons off balance all day. The Broncos' defense chipped in, as well, with two sacks and four forced turnovers, including two interceptions by Darrien Gordon, who set Super Bowl records for most interception-return yards in a game (108).

Atlanta took the opening kickoff and capped its drive with a 32-yard Morten Andersen field goal, before Denver answered with the game's next 17 points. The first score came on a 1-yard run by fullback Howard Griffith that capped a 10-play, 80-yard opening drive by the Broncos, and the lead was increased to 10-3 on a 26-yard Jason Elam field goal that capped Denver's third possession. After Andersen missed a 26-yard field goal attempt the Broncos' answered with the Elway-to-Smith 80-yard score on the next play to push the lead to 17-3. The Falcons narrowed the margin to 17-6 at halftime with a 28-yard Andersen field goal.

After a scoreless third quarter, Denver took advantage of Gordon's first interception by capping a short 24-yard drive with another Griffith 1-yard touchdown run early in the fourth quarter. Gordon's second pickoff set up Elway's 3-yard touchdown run that put Denver ahead 31-6 with 11:20 remaining. Two late touchdowns by Atlanta sandwiched around a 37-yard Elam field goal to produce the final margin.

Davis set an NFL record with his seventh straight 100-yard game in the postseason, defensive tackle Mike Lodish set a record by playing in his sixth Super Bowl, and Bill Romanowski became just the second player to win back-to-back titles with two different teams.

OFFICIALS

Referee — Bernie Kukar (86); Umpire — Jim Daopoulos (75); Head Linesman — Sanford Rivers (21); Line Judge — Ron Baynes (56);

Field Judge — Tim Mills (80); Side Judge — Gary Lane (120); Back Judge — Don Hakes (96)

STARTING LINEUPS

Denver Broncos				Atlanta Falcons			
Offense		Defense		Offense		Defense	
WR 80 R. Smith	LE 96 H. Hasselbach	WR 80 T. Martin	LE 92 L. Archambeau	WR 80 T. Martin	LE 92 L. Archambeau	WR 80 T. Martin	LE 92 L. Archambeau
LT 77 T. Jones	RT 94 K. Taylor	LT 70 B. Whitfield	LT 98 T. Hall	LT 70 B. Whitfield	LT 98 T. Hall	LT 70 B. Whitfield	LT 98 T. Hall
LG 69 M. Schlereth	RE 93 T. Pryce	LG 68 C. Collins	RT 75 S. Dronett	LG 68 C. Collins	RT 75 S. Dronett	LG 68 C. Collins	RT 75 S. Dronett
C 66 T. Nalen	RE 98 M. Tanuvasa	C 61 R. Tobek	RE 90 C. Smith	C 61 R. Tobek	RE 90 C. Smith	C 61 R. Tobek	RE 90 C. Smith
RG 62 D. Neil	WLB 51 J. Mobley	RG 69 G. Williams	WLB 97 C. Bennett	RG 69 G. Williams	WLB 97 C. Bennett	RG 69 G. Williams	WLB 97 C. Bennett
RT 74 H. Swayne	MLB 59 G. Cadrez	RT 74 E. Salaam	MLB 58 J. Tuggle	RT 74 E. Salaam	MLB 58 J. Tuggle	RT 74 E. Salaam	MLB 58 J. Tuggle
TE 84 S. Sharpe	SLB 53 B. Romanowski	TE 88 O.J. Santiago	SLB 94 H. Crockett	TE 88 O.J. Santiago	SLB 94 H. Crockett	TE 88 O.J. Santiago	SLB 94 H. Crockett
WR 87 E. McCaffrey	LCB 39 R. Crockett	WR 81 T. Mathis	LCB 34 R. Buchanan	WR 81 T. Mathis	LCB 34 R. Buchanan	WR 81 T. Mathis	LCB 34 R. Buchanan
QB 7 J. Elway	RCB 21 D. Gordon	QB 12 C. Chandler	RCB 20 M. Booker	QB 12 C. Chandler	RCB 20 M. Booker	QB 12 C. Chandler	RCB 20 M. Booker
HB 30 T. Davis	SS 34 T. Braxton	RB 32 J. Anderson	SS 35 W. White	RB 32 J. Anderson	SS 35 W. White	RB 32 J. Anderson	SS 35 W. White
FB 29 H. Griffith	FS 27 S. Atwater	FB 85 B. Kozlowski	FS 41 E. Robinson	FB 85 B. Kozlowski	FS 41 E. Robinson	FB 85 B. Kozlowski	FS 41 E. Robinson

DENVER SUBSTITUTIONS: K 1 J. Elam, QB 6 B. Brister, P 16 T. Rouen, CB 20 T. James, RB 22 V. Hebron, CB 25 D. Johnson, CB 28 T. Paul, RB 31 D. Loville, RB 37 A. Lynn, FB 42 D. Smith, S 48 G. Coghill, LB 56 K. Burns, G 63 D. Diaz-Infante, T 78 M. Lepsis, WR 82 M. Nash, WR 85 W. Green, TE 86 B. Chamberlain, TE 89 D. Carswell, DE 90 N. Smith, DE 91 A. Williams, DE 95 M. Washington, DT 97 M. Lodish, LB 99 S. Joyner.

INACTIVE: QB 14 B. Griese, S 26 E. Brown, LB 54 N. Wayne, C 60 K.C. Jones, T 70 T. Teague, DE 73 C. Brown, G 79 C. Banks, WR 83 J. Armour.

FIELD GOALS (made (___) & missed)

Player	Attempts	Made	Missed
J. Elam	(26)	38WR	48WL (37)
M. Andersen	(32)	26WR	(28)
VISITOR	Denver Broncos	1	2
HOME	Atlanta Falcons	3	3

Team	Qtr	Clock Time	SCORING PLAY	SCORE	
				Visitor	Home
FALCONS	1	9:35	M. Andersen 32 yd. Field Goal (10-48, 5:25)	0	3
BRONCOS	1	3:55	H. Griffith 1 yd. run (J. Elam, kick) (10-80, 5:40)	7	3
BRONCOS	2	9:17	J. Elam 26 yd. Field Goal (11-63, 4:58)	10	3
BRONCOS	2	4:54	R. Smith 80 yd. pass from J. Elway (J. Elam, kick) (1-80, 0:13)	17	3
FALCONS	2	2:25	M. Andersen 28 yd. Field Goal (7-38, 2:29)	17	6
BRONCOS	4	14:56	H. Griffith 1 yd. run (J. Elam, kick) (5-24, 1:50)	24	6
BRONCOS	4	11:20	J. Elway 3 yd. run (J. Elam, kick) (3-48, 1:17)	31	6
FALCONS	4	11:01	T. Dwight 94 yd. kickoff return (M. Andersen, kick)	31	13
BRONCOS	4	7:08	J. Elam 37 yd. Field Goal (7-36, 3:53)	34	13
FALCONS	4	2:04	T. Mathis 3 yd. pass from C. Chandler (2-pt. Attempt Failed) (16-76, 5:04)	34	19

FINAL BRONCOS DEFENSIVE STATISTICS

(Based on unofficial press box statistics)

Player	UT	A	TT	PD	FF	FR	S-yds	I-yds	Player	UT	A	TT	PD	FF	FR	S-yds	I-yds
G. Cadrez	4	4	8	0	0	0	0-0	0-0	H. Hasselbach	1	1	2	0	0	0	0-0	0-0
S. Atwater	4	3	7	1	0	0	0-0	0-0	G. Coghill	1	0	1	0	1	0	0-0	0-0
R. Crockett	5	0	5	0	0	0	0-0	0-0	D. Johnson	1	0	1	0	0	0	0-0	1-28
B. Romanowski	4	1	5	1	0	0	1-7	0-0	M. Washington	1	0	1	0	0	0	0-0	0-0
D. Gordon	2	1	3	3	0	0	0-0	2-108	T. Pryce	0	1	1	0	0	0	0-0	0-0
M. Tanuvasa	2	1	3	0	0	0	0-0	0-0	N. Smith	0	1	1	0	0	0	0-0	0-0
J. Mobley	1	2	3	0	0	0	1-6	0-0	T. James	0	0	0	1	0	0	0-0	0-0
K. Taylor	1	2	3	1	0	0	0-0	0-0	M. Lodish	0	0	0	0	0	0	0-0	0-0
A. Williams	2	0	2	2	0	0	0-0	0-0	Team Totals	30	18	48	11	1	1	2-13	3-136
T. Braxton	1	1	2	1	0	1	0-0	0-0									

FINAL INDIVIDUAL STATISTICS

Denver Broncos								Atlanta Falcons															
RUSHING	ATT	YDS	AVG	LG	TD	PASSING	ATT	YDS	AVG	LG	TD	RUSHING	ATT	YDS	AVG	LG	TD						
T. Davis	25	102	4.1	15	0	J. Anderson	18	96	5.3	15	0	H. Griffith	4	9	2.3	4	2						
H. Griffith	4	9	2.3	4	2	C. Chandler	4	30	7.5	12	0	D. Loville	2	8	4.0	6	0						
D. Loville	2	8	4.0	6	0	T. Dwight	1	5	5.0	5	0	J. Elway	3	2	0.7	3t	1						
J. Elway	3	2	0.7	3t	1	R. Smith	1	1	1.0	1	0	R. Smith	1	1	1.0	1	0						
R. Smith	1	1	1.0	1	0	B. Brister	1	-1	-1.0	-1	0	B. Brister	1	-1	-1.0	-1	0						
B. Brister	1	-1	-1.0	-1	0	Total	36	121	3.4	15	3	Total	23	131	5.7	15	0						
Total	36	121	3.4	15	3	PASSING	ATT	CMP	YDS	TKD/	YD	TD	LG	IN	PASSING	ATT	CMP	YDS	TKD/	YD	TD	LG	IN
J. Elway	29	18	336	0/0	1	80t	1	J. Elway	35	19	219	2/13	1	30	3	C. Chandler	35	19	219	2/13	1	30	3
Total	29	18	336	0/0	1	80t	1	Total	35	19	219	2/13	1	30	3	Total	35	19	219	2/13	1	30	3
PASS RECEIVING	NO	YDS	LG	TD	PASS RECEIVING	NO	YDS	LG	TD	T. Mathis	7	85	30	1	T. Mathis	7	85	30	1				
R. Smith	5	152	80t	1	E. McCaffrey	5	72	25	0	J. Martin	5	79	23	0	J. Martin	5	79	23	0				
E. McCaffrey	5	72	25	0	B. Chamberlain	3	29	13	0	J. Anderson	3	16	9	0	J. Anderson	3	16	9	0				
B. Chamberlain	3	29	13	0	T. Davis	2	50	39	0	R. Harris	2	21	13	0	R. Harris	2	21	13	0				
T. Davis	2	50	39	0	S. Sharpe	2	26	14	0	O.J. Santiago	1	13	13	0	O.J. Santiago	1	13	13	0				
S. Sharpe	2	26	14	0	H. Griffith	1	7	7	0	B. Kozlowski	1	5	5	0	B. Kozlowski	1	5	5	0				
H. Griffith	1	7	7	0	Total	18	336	80t	1	Total	19	219	30	1	Total	19	219	30	1				
Total	18	336	80t	1	INTERCEPTIONS	NO	YDS	LG	TD	D. Gordon	2	108	58	0	D. Gordon	2	108	58	0				
D. Gordon	2	108	58	0	D. Johnson	1	28	28	0	T. Johnson	1	28	28	0	T. Johnson	1	28	28	0				
D. Johnson	1	28	28	0	Total	3	136	58	0	Total	1	1	1	0	Total	1	1	1	0				
Total	3	136	58	0	PUNTING	NO	YDS	AVG	TB	IN20	LG	D. Strzyzinski	1	39	39.0	0	1	35					
T. Rouen	1	35	35.0	0	1	35	D. Strzyzinski	1	39	39.0	0	1	35										
Total	1	35	35.0	0	1	35	Total	1	39	39.0	0	1	35										
PUNT RETURNS	NO	FC	YDS	LG	TD	PUNT RETURNS	NO	FC	YDS	LG	TD	T. Dwight	0	1	0	0	0						
(DOWNED)	1	0	0	0	0	T. Dwight	0	1	0	0	0	0											
Returns	0	0	0	0	0	Returns	0	0	0	0	0	0											
Total	0	0	0	0	0	Total	0	0	0	0	0	0											
KICKOFF RETURNS	NO	FC	YDS	LG	TD	KICKOFF RETURNS	NO	FC	YDS	LG	TD	V. Hebron	5	0	210	94t	1						
V. Hebron	2	0	42	26	0	V. Hebron	5	0	210	94t	1	B. Chamberlain	1	0	2	2	0						
B. Chamberlain	1	0	2	2	0	B. Chamberlain	1	0	2	2	0	B. Kozlowski	2	0	17	16	0						
B. Kozlowski	2	0	17	16	0	Returns	7	227	94	1	Returns	7	227	94	1								
Total	3	44	26	0	Total	7	227	94	1														
Denver Broncos	Own	Opp.	Out	Denver Broncos	Own	Opp.	Out																
FUMBLES	Fum	Rec.	Yds	TD	FF	Rec.	Yds	TD	FF	Rec.	Yds	TD	Bnds										
G. Coghill	0	0	0	0	1	0	0	0	0	0	0	0	0										
T. Braxton	0	0	0	0	1	4	0	0	0	0	0	0	0										
Total	0	0	0	0	1	4	0	0	0	0	0	0	0										
Atlanta Falcons	Own	Opp.	Out	Atlanta Falcons	Own	Opp.	Out																
FUMBLES	Fum																						

1998 AFC CHAMPIONSHIP GAME

DENVER 23, NEW YORK JETS 10

Jan. 17, 1999 • Mile High Stadium • Denver

Weather: Sunny, 41°, Wind NW 24 mph (wind chill 18°) • Attendance: 75,482 • Time: 3:16

The Broncos clinched their AFC-record sixth berth in a Super Bowl by defeating the New York Jets 23-10 in the AFC Championship Game before a crowd of 75,482 at Mile High Stadium and a CBS national TV audience. The win was Denver's 19th straight at home including postseason.

After not scoring in the first half, the Broncos scored 20 third-quarter points and reached the Super Bowl for the second consecutive season — matching the back to AFC Championships of the 1986 and '87 Broncos.

The Jets had taken a 10-0 lead on a John Hall 32-yard field goal and a 1-yard Curtis Martin touchdown run that was set up by a blocked punt at the Broncos' 1-yard line. That touchdown proved to be just the wake-up call that Denver needed to ignite its offense, as well as the unusually quiet Mile High crowd. On 1st-and-10 from the 36-yard line, John Elway connected with Ed McCaffrey on a 47-yard pass play, and two plays later found fullback Howard Griffith with an 11-yard touchdown pass to get Denver on the board and narrow the Jets' lead to 10-7.

Then, a wind-stifled kickoff was recovered by Keith Burns and turned into a 44-yard Jason Elam field. Another Elam kick of 48 yards gave Denver the lead, and then a 31-yard touchdown run by Terrell Davis gave the Broncos a 10-point cushion they never relinquished.

The Broncos defense — which deserved credit for keeping the Broncos in the game in the first half while the offense sputtered — forced six turnovers (including two interceptions by Darrien Gordon) on the day and held the Jets to 14 yards rushing on 13 carries. The four opponent fumbles recovered by Denver set a franchise postseason record.

Davis set numerous records during the contest, including passing his own NFL-record total of 2,331 yards rushing in an entire season (regular and postseason combined) set in 1997, and rushing for 100 yards for the sixth straight postseason game, tying John Riggins for the most all-time. He also passed Larry Csonka and Riggins for seventh and sixth place in career postseason rushing yards. Tight end Shannon Sharpe tied Vance Johnson (40) for the most receptions in postseason by a Bronco. Elam's three field goals tied a Denver single-game postseason record. The Broncos maintained a perfect record (10-0) in the postseason when outrushing the opponent and a perfect mark (12-0) when leading after three quarters.

OFFICIALS

Referee — Ed Hochuli (85); Umpire — Chad Brown (31); Head Linesman — George Hayward (54); Line Judge — Tom Barnes (55); Field Judge — Tom Sifferman (118); Side Judge — Doug Toole (4); Back Judge — Richard Reels (83)

STARTING LINEUPS

New York Jets				Denver Broncos			
Offense		Defense		Offense		Defense	
WR 19 K. Johnson	LE 95 R. Lyle	WR 80 R. Smith	LE 96 H. Hasselbach	LT 76 J. Elliott	LT 72 J. Ferguson	LT 77 T. Jones	LT 94 K. Traylor
LG 62 T. Burger	RE 98 A. Pleasant	LG 69 M. Schlereth	RT 93 T. Pryce	C 68 K. Mawae	OLB 53 C. Cascadden	C 66 T. Nalen	RE 98 M. Tanuvasa
RG 70 M. O'Dwyer	LLB 57 M. Lewis	RG 62 D. Neil	WLB 51 J. Mobley	RT 69 J. Fabini	MLB 52 P. Johnson	RT 74 H. Swayne	MLB 59 G. Cadrez
TE 88 K. Brady	RLB 51 B. Cox	TE 84 S. Sharpe	SLB 53 B. Romanowski	WR 80 W. Chrebet	LCB 24 R. Mickens	WR 87 E. McCaffrey	LCB 39 R. Crockett
QB 16 V. Testaverde	RCB 45 Q. Smith	QB 7 J. Elway	RCB 21 D. Gordon	RB 28 C. Martin	SS 21 V. Green	HB 30 T. Davis	CB 25 D. Johnson
FB 41 K. Byars	FS 44 C. Brown	TE 89 D. Carswell	FS 27 S. Atwater				

DENVER SUBSTITUTIONS: K 1 J. Elam, P 16 T. Rouen, CB 20 T. James, RB 22 V. Hebron, CB 28 T. Paul, FB 29 H. Griffith, RB 31 D. Loville, S 34 T. Braxton, RB 37 A. Lynn, FB 42 D. Smith, S 48 G. Coghill, LB 56 K. Burns, G 63 D. Diaz-Infante, T 78 M. Lepsis, WR 82 M. Nash, WR 85 W. Green, TE 86 B. Chamberlain, DE 90 N. Smith, DE 91 A. Williams, DE 95 M. Washington, DT 97 M. Lodish, LB 99 S. Joyner. **DID NOT PLAY:** QB 6 B. Brister. **INACTIVE:** QB 14 B. Griese, S 26 E. Brown, LB 54 N. Wayne, C 60 K.C. Jones, T 70 T. Teague, DE 73 C. Brown, G 79 C. Banks, WR 83 J. Armour.

FIELD GOALS (made (___) & missed)

		J. Elam (44) (48) (35)					
J. Hall	42WR (32)	1	2	3	4	OT	TOTAL
VISITOR	New York Jets	0	3	7	0	—	10
HOME	Denver Broncos	0	0	20	3	—	23

Team	Qtr	Clock Time	SCORING PLAY	SCORE	
				Visitor	Home
JETS	2	0:00	J. Hall 32 yd. Field Goal (6-46, 0:38)	3	0
JETS	3	11:56	C. Martin 1 yd. run (J. Hall, kick) (1-1, 0:04)	10	0
BRONCOS	3	10:18	H. Griffith 11 yd. pass from J. Elway (J. Elam, kick) (3-64, 1:38)	10	7
BRONCOS	3	8:23	J. Elam 44 yd. Field Goal (4-5, 1:46)	10	10
BRONCOS	3	2:58	J. Elam 48 yd. Field Goal (8-27, 3:14)	10	13
BRONCOS	3	0:18	T. Davis 31 yd. run (J. Elam, kick) (3-38, 1:24)	10	20
BRONCOS	4	3:40	J. Elam 35 yd. Field Goal (4-1, 1:00)	10	23

FINAL BRONCOS DEFENSIVE STATISTICS

(Based on unofficial press box statistics)

Player	UT	A	TT	PD	FF	FR	S-yds	I-yds	Player	UT	A	TT	PD	FF	FR	S-yds	I-yds
B. Romanowski	8	3	11	0	1	1	0-0	0-0	T. Braxton	1	0	1	0	0	1	0-0	0-0
J. Mobley	7	2	9	1	0	1	0-0	0-0	T. Pryce	1	0	1	0	0	0	0-0	0-0
R. Crockett	4	2	6	1	0	0	0-0	0-0	M. Tanuvasa	0	1	1	0	0	0	0-0	0-0
S. Atwater	3	2	5	1	1	0	0-0	0-0	K. Traylor	0	1	1	0	0	0	0-0	0-0
A. Williams	3	1	4	0	1	0	0-0	0-0	K. Burns	0	0	0	0	0	0	0-0	0-0
G. Cadrez	2	2	4	0	0	0	0-0	0-0	T. James	0	0	0	1	0	0	0-0	0-0
D. Johnson	2	2	4	1	0	0	0-0	0-0	S. Joyner	0	0	0	0	0	0	0-0	0-0
M. Washington	2	0	2	0	0	0	0-0	0-0	M. Lodish	0	0	0	0	0	0	0-0	0-0
D. Gordon	1	1	2	3	0	0	0-0	2-48	N. Smith	0	0	0	1	0	0	0-0	0-0
H. Hasselbach	0	2	2	0	0	0	0-0	0-0	Team Totals	34	19	53	9	3	3	0-0	2-48

FINAL INDIVIDUAL STATISTICS

New York Jets							Denver Broncos											
RUSHING	ATT	YDS	AVG	LG	TD		RUSHING	ATT	YDS	AVG	LG	TD						
C. Martin	13	14	1.1	4	1		T. Davis	32	167	5.2	31t	1						
							J. Elway	3	13	4.3	9	0						
							D. Loville	2	7	3.5	4	0						
							T. Rouen	1	-9	-9.0	-9	0						
Total	13	14	1.1	4	1		Total	38	178	4.7	31t	1						
PASSING	ATT	CMP	YDS	TKD/YD	TD	LG	IN	PASSING	ATT	CMP	YDS	TKD/YD	TD	LG	IN			
V. Testaverde	52	31	356	0/0	0	28	2	J. Elway	34	13	173	3/20	1	47	0			
Total	52	31	356	0/0	0	28	2	Total	34	13	173	3/20	1	47	0			
PASS RECEIVING	NO	YDS	LG	TD				PASS RECEIVING	NO	YDS	LG	TD						
W. Chrebet	8	121	28	0				E. McCaffrey	3	66	47	0						
K. Johnson	7	73	25	0				R. Smith	3	37	15	0						
D. Ward	5	61	26	0				B. Chamberlain	2	26	16	0						
C. Martin	4	39	27	0				S. Sharpe	2	14	8	0						
K. Byars	3	33	19	0				T. Davis	1	12	12	0						
K. Brady	2	11	8	0				H. Griffith	1	11	11t	1						
A. Van Dyke	1	16	16	0				D. Carswell	1	7	7	0						
D. Meggett	1	2	2	0				Total	13	173	47	1						
Total	31	356	28	0				INTERCEPTIONS	NO	YDS	LG	TD						
INTERCEPTIONS	NO	YDS	LG	TD				D. Gordon	2	48	30	0						
Total	0	0	0	0				Total	2	48	48	0						
PUNTING	NO	YDS	AVG	TB	IN20	LG		PUNTING	NO	YDS	AVG	TB	IN20	LG				
J. Kidd	7	335	47.9	0	3	53		T. Rouen	7	317	45.3	0	3	59				
								(BLOCKED)	1	0	0.0	0	0	0				
Total	7	335	47.9	0	3	53		Total	8	317	39.6	0	3	59				
PUNT RETURNS	NO	FC	YDS	LG	TD			PUNT RETURNS	NO	FC	YDS	LG	TD					
D. Meggett	3	0	43	33	0			D. Gordon	5	0	79	36	0					
(DOWNED)	3	0	0	0	0			(DOWNED)	1	0	0	0	0					
(OUT OF BOUNDS)	1	0	0	0	0			(OUT OF BOUNDS)	1	0	0	0	0					
Returns	3	0	43	33	0			Returns	5	0	79	36	0					
KICKOFF RETURNS	NO	FC	YDS	LG	TD			KICKOFF RETURNS	NO	FC	YDS	LG	TD					
D. Meggett	3	0	32	16	0			V. Hebron	1	0	28	28	0					
B. Hamilton	1	0	14	14	0			(TOUCHBACK)	1	0	0	0	0					
J. Farris	1	0	0	0	0			Returns	1	0	28	28	0					
(TOUCHBACK)	1	0	0	0	0													
Returns	5	0	46	16	0													
New York Jets	Own	Opp.	Out					Denver Broncos	Own	Opp.	Out							
FUMBLES	Fum	Rec.	Yds	TD	FF	Rec.	Yds	TD	Bnds	Fum	Rec.	Yds	TD	FF	Rec.	Yds	TD	Bnds
C. Martin	1	0	0	0	0	0	0	0	0	0	0	0	0	0	0	0	0	0
K. Byars	1	0	0	0	0	0	0	0	0	0	0	0	0	0	0	0	0	0
J. Farris	1	0	0	0	0	0	0	0	0	0	0	0	0	0	0	0	0	0
A. Van Dyke	1	0	0	0	0	0	0	0	0	0	0	0	0	0	0	0	0	0
Total	4	0	0	0	0	0	0	0	0	Total	2	2	-6	0	3	4	-2	0

FINAL TEAM STATISTICS

	VISITOR JETS	HOME BRONCOS
TOTAL FIRST DOWNS	14	14
By Rushing	1	8
By Passing	17	6
By Penalty	0	0
THIRD DOWN EFFICIENCY	3-12-25%	4-19-21%
FOURTH DOWN EFFICIENCY	1-1-100%	1-4-25%
TOTAL NET YARDS	370	331
Total Offensive Plays (inc. times thrown passing)	65	75
Average gain per offensive play	5.7	4.4
NET YARDS RUSHING	14	178
Total Rushing Plays	13	38
Average gain per rushing play	1.1	4.7
NET YARDS PASSING	356	153
Times thrown — yards lost attempting to pass	0-0	3-20
Gross yards passing	356	173
PASS ATTEMPTS-COMPLETIONS-HAD INTERCEPTED	52-31-2	34-13-0
Average gain per pass play (inc. # thrown passing)	6.8	4.1
KICKOFFS Number-In End Zone-Touchbacks	2-1-1	6-1-1
PUNTS Number and Average	7-47.9	8-39.6
Had Blocked	0	1
FGs — PATs Had Blocked	0-0	0-0
TOTAL RETURN YARDAGE (Not Including Kickoffs)	43	127
No. and Yards Punt Returns	3-43	5-79
No. and Yards Kickoff Returns	5-46	1-28
No. and Yards Interception Returns	0-0	2-48
PENALTIES Number and Yards	6-47	6-47
FUMBLES Number and Lost	4-4	2-0
TOUCHDOWNS	1	2
Rushing	0	1
Passing	1	1
EXTRA POINTS Made-Attempts	1-1	2-2
Kicking Made-Attempts	1-1	2-2
FIELD GOALS Made-Attempts	1-2	

1998 AFC DIVISIONAL PLAYOFF GAME

DENVER 38, MIAMI 3

Jan. 9, 1999 • Mile High Stadium • Denver

Weather: Sunny, 49°, Wind W 13 mph • Attendance: 75,729 • Time: 2:48

The Denver Broncos won their fifth straight postseason contest and advanced to the AFC Championship Game for the second year in a row with a record-setting 38-3 win over Miami in an AFC Divisional Playoff Game played before 75,729 raucous fans at Mile High Stadium.

The 35-point differential represented Denver's largest margin of victory in a postseason game, and was punctuated by a defensive effort that limited Miami to just 14 yards on 13 carries for an average of 1.1 yards per rush — all of which set new franchise records. The three points allowed were also the fewest allowed by Denver in a postseason game.

The Broncos offense was just as sharp, putting points on the board in all four quarters, including 14 in both the first and fourth quarters. Denver's two first quarter TD both came courtesy of T.D. himself — Terrell Davis — who scored on runs on 1 and 20 yards, the latter of which would qualify for any highlight film as Davis juked two Dolphins defenders with separate moves as he dashed to the end zone. Davis was, unequivocally, the offensive star, posting a franchise-record 199 yards on 21 carries, which also represented the fourth-highest single-game total in NFL postseason history. Davis, who moved into eighth place all-time in NFL postseason rushing in just his sixth game, had rushed for 129 yards by halftime to notch his first 100-yd. half in the postseason, to go along with 10 in the regular season.

Miami closed the gap to 14-3 in the second quarter, scoring its only points of the game on a 22-yd. Olindo Mare field goal, but Denver answered with an 11-play, 87-yard drive capped by Derek Loville's 11-yard TD run to increase the lead to 21-3 at halftime. The Broncos pushed the margin to 24-3 early in the third quarter when Jason Elam converted a 32-yd. field goal, and put the game far out of reach early in the fourth quarter when John Elway hooked up with Rod Smith for a 28-yd. touchdown play that was his 25th career postseason TD, tying him for fourth-place all-time.

The icing on the cake was provided when Neil Smith picked up a fumble forced by Darius Johnson at the Broncos' 21-yd. line and ran it back 79 yards for his first career postseason and a 38-3 Broncos lead, that would stand up over the final 9:49 for Denver's most lopsided postseason win.

Shannon Sharpe led all Denver receivers with five catches, while Smith was the top yardage-gainer through the air with 71 on four catches. Defensively, Darius Johnson and Bill Romanowski each intercepted Dan Marino, with Johnson returning his pickoff 48 yards for the second-longest interception return in franchise postseason history.

OFFICIALS

Referee — Bill Carrollo (63); Umpire — Ed Coukart (71); Head Linesman — Tony Veteri (36); Line Judge — Mark Steinkerchner (84); Field Judge — Boris Cheek (41); Side Judge — Ken Baker (91); Back Judge — Jeff Triplette (42)

STARTING LINEUPS

Miami Dolphins				Denver Broncos			
Offense		Defense		Offense		Defense	
WR 85 L. Thomas	LE 75 S. Burton	WR 80 R. Smith	LE 96 H. Hasselbach	LT 74 B. Smith	LT 72 B. Tanner	LT 77 T. Jones	LE 94 K. Traylor
LG 60 J. Bock	RT 92 D. Gardener	LG 69 M. Schlereth	RE 98 M. Tanuvasa	C 61 T. Ruddy	RE 79 K. Mixon	C 66 T. Nalen	WLB 51 J. Mobley
RG 65 K. Donnalley	WLB 59 D. Rodgers	RG 62 D. Neil	MLB 59 G. Cadrez	RT 76 J. Brown	MLB 54 Z. Thomas	RT 74 H. Swayne	SLB 53 B. Romanowski
TE 89 E. Perry	SLB 52 R. Jones	TE 84 S. Sharpe	TE 84 R. Crockett	WR 81 O. McDuffie	LCB 27 T. Buckley	WR 87 E. McCaffrey	RCB 21 D. Gordon
QB 13 D. Marino	RCB 29 S. Madison	QB 7 J. Elway	CB 25 D. Johnson	WR 86 O. Gadsden	SS 38 C. Jackson	HB 30 T. Davis	SS 34 T. Braxton
FB 36 S. Pritchett	FS 31 B. Marion	FB 29 H. Griffith	FS 27 S. Atwater				

DENVER SUBSTITUTIONS: K 1 J. Elam, QB 6 B. Bristler, P 16 T. Rouen, CB 20 T. James, RB 22 V. Hebron, CB 28 T. Paul, RB 31 D. Loville, RB 37 A. Lynn, FB 42 D. Smith, S 48 G. Coghill, LB 56 K. Burns, G 63 D. Diaz-Infante, T 78 M. Leipsis, WR 82 M. Nash, WR 85 W. Green, TE 86 B. Chamberlain, TE 89 D. Carswell, DE 90 N. Smith, DE 91 A. Williams, DT 93 T. Pryce, DE 95 M. Washington, DT 97 M. Lodish, LB 99 S. Joyner.
INACTIVE: QB 14 B. Griese, S 26 E. Brown, LB 54 N. Wayne, C 60 K.C. Jones, T 70 T. Teague, DE 73 C. Brown, G 79 C. Banks, WR 83 J. Armour.

FIELD GOALS (made () & missed)

Player	Attempts	Made	Missed
O. Mare	(22)	1	21
J. Elam	(32)	3	29

Team	Qtr	Clock Time	SCORING PLAY	SCORE	
				Visitor	Home
BRONCOS	1	5:55	T. Davis 1 yd. run (J. Elam, kick) (14-92, 7:56)	0	7
BRONCOS	1	1:02	T. Davis 20 yd. run (J. Elam, kick) (4-66, 2:18)	0	14
DOLPHINS	2	10:07	O. Mare 22 yd. Field Goal (11-76, 5:55)	3	14
BRONCOS	2	4:39	D. Loville 11 yd. run (J. Elam, kick) (11-87, 5:28)	3	21
BRONCOS	3	11:52	J. Elam 32 yd. Field Goal (5-66, 3:08)	3	24
BRONCOS	4	13:23	R. Smith 28 yd. pass from J. Elway (J. Elam, kick) (5-52, 1:39)	3	31
BRONCOS	4	9:49	N. Smith 79 yd. fumble return (J. Elam, kick)	3	38

FINAL BRONCOS DEFENSIVE STATISTICS

(Based on coaches' film review)

Player	UT	A	TT	PD	FF	FR	S-yds	I-yds	Player	UT	A	TT	PD	FF	FR	S-yds	I-yds
D. Johnson	7	2	9	1	1	0	0-0	1-48	T. Pryce	0	2	2	0	0	0	0-0	0-0
T. Braxton	6	1	7	0	0	0	0-0	0-0	M. Tanuvasa	1	0	1	0	0	0	0-0	0-0
B. Romanowski	3	3	6	1	0	0	0-0	1-0	M. Washington	1	0	1	0	0	0	1-5	0-0
S. Atwater	3	1	4	1	0	0	0-0	0-0	A. Williams	0	1	0	0	0	0	0-0	0-0
R. Crockett	3	2	4	1	0	0	0-0	0-0	H. Hasselbach	0	1	0	0	0	0	0-0	0-0
D. Gordon	2	2	4	1	0	0	0-0	0-0	K. Burns	0	0	0	0	0	0	0-0	0-0
T. James	2	0	2	0	0	0	0-0	0-0	G. Coghill	0	0	0	0	0	0	0-0	0-0
J. Mobley	2	0	2	1	0	0	0-0	0-0	S. Joyner	0	0	0	0	0	0	0-0	0-0
K. Traylor	2	0	2	0	0	0	0-0	0-0	N. Smith	0	0	0	0	0	1	0-0	0-0
G. Cadrez	1	1	2	1	0	0	0-0	0-0	Team Totals	33	15	48	7	1	1	1-5	2-48

FINAL INDIVIDUAL STATISTICS

Miami Dolphins										Denver Broncos										
RUSHING		ATT	YDS	AVG	LG	TD	PASSING		ATT	CMP	YDS	AVG	LG	TD	INTERCEPTIONS		NO	YDS	LG	TD
B. Parmalee	7	14	2.0	12	0	D. Marino	37	26	243	1/5	0	23	2	T. Davis	21	199	9.5	62	2	
K. Abdul-Jabbar	3	5	1.7	3	0	D. Loville	8	34	4.3	11	1	0	D. Johnson	1	48	48	0			
D. Huard	2	-2	-1.0	-1	0	J. Elway	3	19	6.3	11	0	0	B. Romanowski	1	0	0	0			
S. Pritchett	1	-3	-3.0	-3	0	B. Bristler	6	-2	-0.3	2	0	0	Total	2	48	48	0			
Total	13	14	1.1	12	0	Total	37	26	243	1/5	0	23	2	Total	2	48	48	0		
PASSING		ATT	CMP	YDS	AVG	LG	TD	INT	PUNTING		NO	YDS	AVG	TB	IN20	LG				
O. McDuffie	9	118	23	0	0	T. Rouen	2	97	48.5	1	0	49								
B. Parmalee	5	24	9	0	0	Total	2	97	48.5	1	0	49								
O. Gadsden	4	36	14	0	0	Total	5	228	45.6	0	2	56								
L. Thomas	3	31	17	0	0	PUNT RETURNS	NO	FC	YDS	LG	TD									
S. Pritchett	3	3	12	0	0	T. Buckley	1	0	11	11	0									
N. Jacquet	1	6	6	0	0	(TOUCHBACK)	1	0	0	0	0									
K. Abdul-Jabbar	1	5	5	0	0	Returns	1	11	11	0										
Total	26	243	23	0	0	KICKOFF RETURNS	NO	FC	YDS	LG	TD									
Total	37	26	243	1/5	0	J. Avery	5	0	121	35	0									
PASS RECEIVING	NO	YDS	LG	TD	INTERCEPTIONS	NO	YDS	LG	TD											
S. Sharpe	5	38	10	0	Total	0	0	0	0											
B. Parmalee	4	71	28	1	PUNTING	NO	YDS	AVG	TB	IN20	LG									
E. McCaffrey	3	52	33	0	T. Rouen	2	97	48.5	1	0	49									
H. Griffith	1	14	14	0	Total	2	97	48.5	1	0	49									
T. Davis	1	7	7	0	PUNT RETURNS	NO	FC	YDS	LG	TD										
Total	14	182	33	1	D. Gordon	2	1	14	13	0										
Total	38	250	6.6	62	(DOWNED)	1	0	0	0	0										
Total	37	26	243	1/5	(OUT OF BOUNDS)	1	0	0	0	0										
Total	37	26	243	1/5	Returns	2	14	13	0											
Total	23	14	182	1/8	KICKOFF RETURNS	NO	FC	YDS	LG	TD										
Total	23	14	182	1/8	V. Hebron	1	0	19	19	0										
Total	23	14	182	1/8	(TOUCHBACK)	1	0	0	0	0										
Total	23	14	182	1/8	Returns	1	19	19	0											
Total	23	14	182	1/8	Total	0	0	0	1	1	79	1	0							
Total	23	14	182	1/8	FUMBLES	Fum	Rec.	Yds	TD	FF	Rec.	Yds	TD	Bnds						
Total	23	14	182	1/8	O. Gadsden	1	0	0	0	0	0	0	0	0						
Total	23	14	182	1/8	Total	0	0	0	0	1	1	79	1	0						
Total	23	14	182	1/8	Total	0	0	0	0	1	1	79	1	0						

FINAL TEAM STATISTICS

	VISITOR DOLPHINS	HOME BRONCOS
TOTAL FIRST DOWNS	14	24
By Rushing	2	13
By Passing	11	10
By Penalty	2	1
THIRD DOWN EFFICIENCY	2-10-20%	5-11-45%
FOURTH DOWN EFFICIENCY	1-2-50%	2-3-67%
TOTAL NET YARDS	252	424
Total Offensive Plays (inc. times thrown passing)	51	62
Average gain per offensive play	4.9	6.8
NET YARDS RUSHING	14	250
Total Rushing Plays	13	38
Average gain per rushing play	1.1	6.6
NET YARDS PASSING	238	174
Times thrown — yards lost attempting to pass	1-5	1-8
Gross yards passing	243	182
PASS ATTEMPTS-COMPLETIONS-HAD INTERCEPTED	37-26-2	23-14-0
Average gain per pass play (inc. # thrown passing)	6.3	7.3
KICKOFFS Number-In End Zone-Touchbacks	2-1-1	7-3-2
PUNTS Number and Average	5-45.6	2-48.5
Had Blocked	0	0
FGs — PATs Had Blocked	0	0
TOTAL RETURN YARDAGE (Not Including Kickoffs)	11	62
No. and Yards Punt Returns	1-11	2-14
No. and Yards Kickoff Returns	5-121	1-19
No. and Yards Interception Returns	0-0	2-48
PENALTIES Number and Yards	10-57	5-41
FUMBLES Number and Lost	1-1	0-0
TOUCHDOWNS	0	5
Rushing	0	3
Passing	0	1
Fumbles	0	1
EXTRA POINTS Made-Attempts	0-0	5-5
Kicking Made-Attempts	0-0	5-5
FIELD GOALS Made-Attempts	1-1	1-1
SAFETIES	0	0
FINAL SCORE	3	38
TIME OF POSSESSION	27:36	32:24

SUPER BOWL XXXII

DENVER 31, GREEN BAY 24

Jan. 25, 1998 • Qualcomm Stadium • San Diego, Calif.

Weather: Clear and Sunny, 67°, Wind WSW 8 mph • Attendance: 68,912 • Time: 3:25

The Denver Broncos won their first Super Bowl and became the first representative from the American Football Conference in 14 years to claim the Vince Lombardi trophy, as they used a powerful running game and a solid defensive performance to dethrone the defending Super Bowl champion Green Bay Packers 31-24 in front of 68,912 at Qualcomm Stadium in San Diego, Calif.

Denver running back Terrell Davis, playing in his hometown, was named the game's Most Valuable Player, in recognition of his 157-yard rushing effort on 30 carries, which included a Super Bowl-record three rushing touchdowns, each from 1 yard out. Davis' three total touchdowns and 18 points each tied Super Bowl records, and were made even more remarkable by the fact that he missed almost the entire second quarter when he was sidelined by the onset of a migraine headache.

Both offenses displayed their talents immediately, as Super Bowl XXXII became the first ever in which each team scored a touchdown on its opening possession. The Packers struck first when Brett Favre connected with Antonio Freeman on a 22-yard scoring pass to cap a 76-yard, 8-play opening drive. The Broncos answered by driving 58 yards in 10 plays the first time they touched the ball, culminating in a 1-yard Davis touchdown run with 5:39 remaining in the first quarter.

The Broncos turned two Packers turnovers into 10 more points to take a 17-7 lead early in the second quarter, making them the fourth team in Super Bowl history to score on each of its first three possessions. The first opportunity was created when strong safety Tyrone Braxton intercepted a Brett Favre pass, and eight plays later John Elway rushed around right end for a 1-yard touchdown. Free safety Steve Atwater sacked Favre on the next Green Bay possession, forcing a fumble that was recovered by defensive end Neil Smith. Four plays later Jason Elam converted a 51-yard field goal, the second-longest in Super Bowl history.

Green Bay pulled to within 17-14 with a touchdown just before halftime, and tied the score early in the third quarter on a 27-yard Ryan Longwell field goal. Denver broke the tie late in the third quarter on a 1-yard Davis touchdown run, and looked to increase the lead after recovering a Green Bay fumble on the ensuing kickoff, but Elway was intercepted by the Packers' Eugene Robinson in the end zone on the next play. Green Bay would move 85 yards in just four plays to tie the game at 24-24, setting the stage for Davis' late-game heroics.

After the Denver defense turned back the Packers on their next two possessions — including one advance to the Denver 39-yard line that was thwarted when Steve Atwater broke up a potential first-down pass to Robert Brooks — the Broncos set up shop at the Packers' 49-yard line for their game-winning drive. Five plays later Davis scored his third touchdown of the day, from 1 yard out, giving Denver a 31-24 lead that would hold up over the final 1:45 for the victory.

OFFICIALS

Referee — Ed Hochuli (85); Umpire — Jim Quirk (5); Head Linesman — John Schleyer (21); Line Judge — Ben Montgomery (117); Back Judge — Paul Baetz (22); Side Judge — Doug Toole (4); Field Judge — Don Dorkowski (113)

STARTING LINEUPS

Green Bay Packers				Denver Broncos			
Offense		Defense		Offense		Defense	
WR 86 A. Freeman	LE 92 R. White	WR 80 R. Smith	LE 90 N. Smith				
LT 78 R. Verba	DT 71 S. Dotson	LT 65 G. Zimmerman	LT 94 K. Traylor				
LG 73 A. Taylor	DT 93 G. Brown	LG 69 M. Schlereth	RT 98 M. Tanuvasa				
C 62 F. Winters	RE 98 G. Wilkins	C 66 T. Nalen	RE 91 A. Williams				
RG 63 A. Timmerman	LLB 54 S. Joyner	RG 75 B. Habib	VLB 51 J. Mobley				
RT 72 E. Dotson	MLB 55 B. Harris	RT 77 T. Jones	MLB 57 A. Aldridge				
TE 89 M. Chmura	LLB 51 B. Williams	TE 84 S. Sharpe	SLB 53 B. Romanowski				
WR 87 R. Brooks	LCB 37 T. Williams	WR 87 E. McCaffrey	LCB 39 R. Crockett				
QB 4 B. Favre	RCB 36 D. Evans	QB 7 J. Elway	RCB 23 D. Gordon				
RB 25 D. Levens	SS 33 L. Butler	RB 30 T. Davis	SS 34 T. Braxton				
FB 30 W. Henderson	FS 41 E. Robinson	FB 29 H. Griffith	FS 27 S. Atwater				

DENVER SUBSTITUTIONS: K 1 Jason Elam, P 16 T. Rouen, CB 21 R. Hilliard, RB 22 V. Hebron, CB 25 D. Johnson, CB 26 T. McKyer, RB 31 D. Loville, S 32 T. Veland, S 33 D. Dodge, RB 37 A. Lynn, FB 42 D. Smith, LB 56 K. Burns, LB 59 G. Cadrez, G 63 D. Diaz-Infante, T 74 H. Swayne, WR 81 P. Jeffers, WR 85 W. Green, TE 89 D. Carswell, DT 93 T. Pryce, DE 96 H. Hasselbach, DT 97 M. Lodish, **DI** DID NOT PLAY, QB 6 B. Brister, TE 96 B. Chamberlain. **INACTIVE:** QB 8 J. Lewis, LB 50 J. Hesse, LB 58 S. Russ, C/G 62 D. Neil, T 70 J. Brown, DE 72 E. Jones, WR 88 S. Wilson, DT 99 D. Richie.

FIELD GOALS (made ___ & missed)

Player	Attempts	Made	Missed
R. Longwell	(2/7)	2	5
J. Elam	(5/1)	5	0

Team	Qtr	Clock Time	SCORING PLAY	SCORE	
				Visitor	Home
PACKERS	1	10:58	A. Freeman 22 yd. pass from B. Favre (R. Longwell, kick) (8-76, 4:02)	7	0
BRONCOS	1	5:39	T. Davis 1 yd. run (J. Elam, kick) (10-58, 5:19)	7	7
BRONCOS	2	14:55	J. Elam 51 yd. run (J. Elam, kick) (8-45, 4:54)	7	14
BRONCOS	2	12:21	J. Elam 51 yd. Field Goal (4-0, 1:02)	7	17
PACKERS	2	0:12	M. Chmura 6 yd. pass from B. Favre (R. Longwell, kick) (17-95, 7:26)	14	17
PACKERS	3	11:59	R. Longwell 27 yd. Field Goal (7-17, 2:42)	17	17
BRONCOS	3	0:34	T. Davis 1 yd. run (J. Elam, kick) (13-92, 7:12)	17	24
PACKERS	4	13:32	A. Freeman 13 yd. pass from B. Favre (R. Longwell, kick) (4-85, 1:39)	24	24
BRONCOS	4	1:45	T. Davis 1 yd. run (J. Elam, kick) (5-49, 1:42)	24	31

FINAL BRONCOS DEFENSIVE STATISTICS

(Based on unofficial press box statistics)

Player	UT	A	TT	PD	FR	FF	S-Yds	I-Yds	Player	UT	A	TT	PD	FR	FF	S-Yds	I-Yds
T. Braxton	6	1	7	1	0	0	0-0	1-0	D. Johnson	1	0	1	0	0	0	0-0	0-0
S. Atwater	6	0	6	2	0	1	1-1	0-0	M. Tanuvasa	1	0	1	0	0	0	0-0	0-0
R. Crockett	6	0	6	1	0	0	0-0	0-0	N. Smith	0	0	0	0	0	1	0-0	0-0
J. Mobley	6	0	6	1	0	0	0-0	0-0	K. Burns	0	0	0	0	0	0	0-0	0-0
B. Romanowski	4	1	5	1	0	0	0-0	0-0	G. Cadrez	0	0	0	0	0	0	0-0	0-0
A. Aldridge	4	0	4	0	0	0	0-0	0-0	D. Dodge	0	0	0	0	0	0	0-0	0-0
D. Gordon	3	0	3	1	0	0	0-0	0-0	R. Hilliard	0	0	0	0	0	0	0-0	0-0
M. Lodish	2	0	2	0	0	0	0-0	0-0	T. McKyer	0	0	0	0	0	0	0-0	0-0
K. Traylor	2	0	2	0	0	0	0-0	0-0	T. Pryce	0	0	0	0	0	0	0-0	0-0
A. Williams	1	1	2	0	0	0	0-0	0-0	Team Totals	43	3	46	7	1	1	1-1	1-0
H. Hasselbach	1	0	1	0	0	0	0-0	0-0									

FINAL INDIVIDUAL STATISTICS

Green Bay Packers								Denver Broncos											
RUSHING	ATT	YDS	AVG	LG	TD			RUSHING	ATT	YDS	AVG	LG	TD						
D. Levens	19	90	4.7	16	0			T. Davis	30	157	5.2	27	3						
R. Brooks	1	5	5.0	5	0			J. Elway	5	17	3.4	10	1						
Total	20	95	4.8	16	0			V. Hebron	3	3	1.0	2	0						
TKD/								TKD/											
PASSING	ATT	CMP	YDS	YD	TD	LG	IN	PASSING	ATT	CMP	YDS	YD	TD	LG	IN				
B. Favre	42	25	256	1/1	3	27	1	J. Elway	22	12	123	0/0	0	36	1				
Total	42	25	256	1/1	3	27	1	Total	22	12	123	0/0	0	36	1				
PASS RECEIVING								PASS RECEIVING											
Player	NO	YDS	LG	TD				Player	NO	YDS	LG	TD							
A. Freeman	9	126	27	2				S. Sharpe	5	38	12	0							
D. Levens	6	56	22	0				E. McCaffrey	2	45	36	0							
M. Chmura	4	43	21	1				T. Davis	2	8	4	0							
R. Brooks	3	16	10	0				H. Griffith	1	23	23	0							
W. Henderson	2	9	7	0				V. Hebron	1	5	5	0							
T. Mickens	1	6	6	0				D. Carswell	1	4	4	0							
Total	25	256	27	3				Total	12	123	36	0							
INTERCEPTIONS								INTERCEPTIONS											
Player	NO	YDS	LG	TD				Player	NO	YDS	LG	TD							
E. Robinson	1	17	17	0				T. Braxton	1	0	0	0							
Total	1	17	17	0				Total	1	0	0	0							
PUNTING								PUNTING											
Player	NO	YDS	AVG	TB	IN20	LG			Player	NO	YDS	AVG	TB	IN20	LG				
C. Hentrich	4	142	35.5	0	2	51			T. Rouen	4	146	36.5	0	2	47				
Total	4	142	35.5	0	2	51			Total	4	146	36.5	0	2	47				
PUNT RETURNS								PUNT RETURNS											
Player	NO	FC	YDS	LG	TD			Player	NO	FC	YDS	LG	TD						
R. Brooks	0	1	0	0	0			D. Gordon	0	2	0	0	0						
(DOWNED)	3	0	0	0	0			R. Smith	0	1	0	0	0						
Returns	0	0	0	0	0			(DOWNED)	1	0	0	0	0						
Returns	0	0	0	0	0			Returns	0	0	0	0	0						
KICKOFF RETURNS								KICKOFF RETURNS											
Player	NO	FC	YDS	LG	TD			Player	NO	FC	YDS	LG	TD						
A. Freeman	6	0	104	22	0			V. Hebron	4	0	79	32	0						
Returns	6	0	104	22	0			K. Burns	1	0	16	16	0						
Returns	6	0	104	22	0			Returns	5	0	95	32	0						
Green Bay Packers								Denver Broncos											
FUMBLES	Fum	Rec.	Yds	TD	Opp.	Rec.	Yds	TD	Bnds	FUMBLES	Fum	Rec.	Yds	TD	Opp.	Rec.	Yds	TD	Bnds
B. Favre	1	0	0	0	0	0	0	0	0	N. Smith	0	0	0	0	1	0	0	0	0
T. Williams	0	0	0	0	1	1	0	0	0	S. Atwater	0	0	0	0	1	0	0	0	0
A. Freeman	1	0	0	0	0	0	0	0	0	T. Davis	0	0	0	0	1	0	0	0	0
Total	2	0	0	0	1	1	0	0	0	T. McKyer	0	0	0	0	1	0	0	0	0
Total	2	0	0	0	1	1	0	0	0	T. Veland	0	0	0	0	1	0	0	0	0
Total	2	0	0	0	1	1	0	0	0	Total	1	0	0	0	2	2	0	0	0

FINAL TEAM STATISTICS

	VISITOR PACKERS	HOME BRONCOS
TOTAL FIRST DOWNS	21	21
By Rushing	4	14
By Passing	14	5
By Penalty	3	2
THIRD DOWN EFFICIENCY	5-14-36%	5-10-50%
FOURTH DOWN EFFICIENCY	0-1-0%	0-0-0%
TOTAL NET YARDS	350	302
Total Offensive Plays (inc. times thrown passing)	63	61
Average gain per offensive play	5.6	5.0
NET YARDS RUSHING	95	179
Total Rushing Plays	20	39
Average gain per rushing play	4.8	4.6
NET YARDS PASSING	255	123
Times thrown — yards lost attempting to pass	1-1	0-0
Gross yards passing	256	123
PASS ATTEMPTS-COMPLETIONS-HAD INTERCEPTED	42-25-1	22-12-1
Average gain per pass play (inc. # thrown passing)	5.9	5.6
KICKOFFS Number-In End Zone-Touchbacks	5-0-0	6-0-0
PUNTS Number and Average	4-35.5	4-36.5
Had Blocked	0	0
FGs — PATs Had Blocked	0-0	0-0
TOTAL RETURN YARDAGE (Not Including Kickoffs)	17	0
No. and Yards Punt Returns	0-0	0-0
No. and Yards Kickoff Returns	6-104	5-95
No. and Yards Interception Returns	1-17	1-0
PENALTIES Number and Yards	9-59	7-65
FUMBLES Number and Lost	2-2	1-1
TOUCHDOWNS	3	4
Rushing	0	4
Passing	3	0
EXTRA POINTS Made-Attempts	3-3	4-4
Kicking Made-Attempts	3-3	4-4
FIELD GOALS Made-Attempts	1-1	1-1
SAFETIES	0	0
FINAL SCORE	24	31
TIME OF POSSESSION	27:35	32:25

1997 AFC CHAMPIONSHIP GAME

DENVER 24, PITTSBURGH 21

Jan. 11, 1998 • Three Rivers Stadium • Pittsburgh, Pa.

Weather: Sunny, 38°, Wind SW 3 mph • Attendance: 61,382 • Time: 2:59

The Denver Broncos advanced to their fifth Super Bowl — and their first since 1989 — with a 24-21 victory at Pittsburgh in the AFC Championship Game, in front of 61,382 fans at Three Rivers Stadium. The Broncos became just the fifth Wild Card team to advance to the Super Bowl, since the Wild Card format was established in 1970.

The passing of John Elway and the running of Terrell Davis, along with a defensive effort that included big play after big play, combined to propel Denver to a 24-14 halftime lead, that they rode to a 24-21 win.

Elway was intercepted by Levon Kirkland on the game's second play, but the Steelers failed to answer when Norm Johnson's 38-yard field goal attempt sailed wide to the left. Denver then got on the board when Davis — who would rush for 139 yards and become the club's all-time postseason rushing leader — capped a six-play, 72-yard drive with an 8-yard touchdown run on the Broncos' second possession.

Pittsburgh evened the score on its next possession, as quarterback Kordell Stewart rushed 33 yards around right end for a touchdown to punctuate a 6-play, 65-yard drive that covered 3:02 on the clock. The Steelers' then broke the deadlock early in the second quarter when Jerome Bettis powered his way into the end zone from one yard out to put the finishing touches on an 11-play, 68-yard drive.

But the Broncos would score the game's next 17 points, and, in effect, put the game away as the defense held up its end of the bargain down the stretch. The scoring began with a 43-yard Jason Elam field goal with 8:20 remaining in the half. After each team punted on its next possession, Denver got the ball back when Ray Crockett intercepted a Stewart bomb in the end zone, setting up a 14-point assault that would send Denver to the locker room ahead 24-14. Elway hit Howard Griffith for a 15-yard touchdown with 1:47 remaining, and Denver then forced a Pittsburgh punt and found the end zone again when Elway connected with Ed McCaffrey for a 1-yard touchdown with 13 seconds left in the half.

Denver rode that 24-14 lead into the fourth quarter before the Steelers scored the only points of the second half on a 14-yard Stewart-to-Charles Johnson touchdown pass with 2:46 remaining. But the Broncos succeeded in running out the clock on their final possession, and established a new franchise record with their 15th win of the season.

Elway tied Roger Staubach for fourth place on the NFL's all-time list for postseason touchdown passes (24) with his two on the day, and the Broncos' three interceptions tied the franchise postseason record for most in a game.

OFFICIALS

Referee — Ron Blum (7); Umpire — Bob Boylston (101); Head Linesman — Mark Baltz (26); Line Judge — Ron Winter (82); Back Judge — Bill Lovett (98); Side Judge — Dave Wyant (16); Field Judge — Don Hakes (96)

STARTING LINEUPS

Denver Broncos				Pittsburgh Steelers			
Offense		Defense		Offense		Defense	
WR 80	R. Smith	LE 90	N. Smith	WR 82	Y. Thigpen	LE 74	N. Harrison
LT 65	G. Zimmerman	LT 94	K. Traylor	LT 65	J. Jackson	NT 93	J. Steed
LG 69	M. Schlereth	RT 98	M. Tanuvasa	LG 77	W. Wolford	RE 76	K. Henry
C 66	T. Nalen	RE 91	A. Williams	C 63	D. Dawson	LOLB 92	J. Glidon
RG 75	B. Habib	WLB 51	J. Mobley	RG 68	B. Stal	LILB 99	L. Kirkland
RT 77	T. Jones	MLB 57	A. Aldridge	RT 73	J. Strzelczyk	RILB 50	E. Holmes
TE 84	S. Sharpe	SLB 53	B. Romanowski	TE 87	M. Bruener	ROLB 54	D. Jones
WR 87	E. McCaffrey	LCB 39	R. Crockett	WR 81	C. Johnson	LCB 30	C. Scott
QB 7	J. Elway	RCB 23	D. Gordon	QB 10	K. Stewart	RCB 37	C. Lake
HB 30	T. Davis	FS 27	S. Atwater	FB 34	T. Lester	SS 40	M. Bell
FB 29	H. Griffith	SS 34	T. Braxton	RB 36	J. Bettis	FS 39	M. Perry

DENVER SUBSTITUTIONS: K 1 J. Elam, P 16 T. Rouen, CB 21 R. Hilliard, RB 22 V. Hebron, CB 25 D. Johnson, CB 26 T. McKyer, RB 31 D. Loville, S 32 T. Veland, S 33 D. Dodge, RB 37 A. Lynn, FB 42 D. Smith, LB 56 K. Burns, LB 59 G. Cadrez, G/C 63 D. Diaz-Infante, T 74 H. Swayne, WR 81 P. Jeffers, WR 85 W. Green, TE 86 B. Chamberlain, TE 89 D. Carswell, DT 93 T. Pryce, DE 96 H. Hasselbach, DT 97 M. Lodish. **DID NOT PLAY:** QB 6 B. Brister. **INACTIVE:** QB 8 J. Lewis, LB 50 J. Hesse, LB 58 S. Russ, G 62 D. Neil, T 70 J. Brown, DE 72 E. Jones, WR 88 S. Wilson, DT 99 D. Richie.

FIELD GOALS (made () & missed)

Player	Yards	Result
Jason Elam	43	(43)
N. Johnson	38WL	

Team	Qtr	Clock Time	SCORING PLAY				SCORE	
			Yds	Plays	Time	Vis	Home	
BRONCOS	1	9:18	T. Davis 8 yd. run (J. Elam, kick)	(6-72, 3:15)	7	0		
STEELERS	1	6:16	K. Stewart 33 yd. run (N. Johnson, kick)	(6-65, 3:02)	7	7		
STEELERS	2	12:42	J. Bettis 1 yd. run (N. Johnson, kick)	(11-68, 4:46)	7	14		
BRONCOS	2	8:20	J. Elam 43 yd. Field Goal	(11-45, 4:22)	10	14		
BRONCOS	2	1:47	H. Griffith 15 yd. pass from J. Elway (J. Elam, kick)	(5-80, 2:53)	17	14		
BRONCOS	2	0:13	E. McCaffrey 1 yd. pass from J. Elway (J. Elam, kick)	(4-54, 0:30)	24	14		
STEELERS	4	2:46	C. Johnson 14 yd. pass from K. Stewart (N. Johnson, kick)	(10-79, 2:57)	24	21		

FINAL BRONCOS DEFENSIVE STATISTICS

(Based on unofficial press box statistics)

Player	UT	A	TT	PD	FR	FF	S-Yds	I-Yds	Player	UT	A	TT	PD	FR	FF	S-Yds	I-Yds
R. Crockett	8	0	8	2	0	0	1-1	1-0	R. Hilliard	1	1	2	0	0	0	0-0	0-0
T. Braxton	3	5	8	3	0	0	0-0	1-6	M. Tanuvasa	1	1	2	0	0	0	0-0	0-0
A. Aldridge	4	1	5	1	0	0	0-0	1-0	K. Traylor	1	1	2	1	0	0	1-1	0-0
D. Gordon	4	1	5	1	0	0	0-0	0-0	G. Cadrez	0	1	1	0	0	0	0-0	0-0
J. Mobley	4	1	5	1	0	0	0-0	0-0	T. Pryce	0	1	1	0	0	0	0-0	0-0
A. Williams	3	2	5	0	0	0	0-0	0-0	K. Burns	0	0	0	0	0	0	0-0	0-0
B. Romanowski	3	1	4	0	0	0	0-0	0-0	M. Lodish	0	0	0	0	1	0	0-0	0-0
S. Atwater	2	2	4	1	0	0	0-0	0-0	D. Dodge	0	0	0	0	0	0	0-0	0-0
N. Smith	2	1	3	0	0	1	1-6	0-0	T. McKyer	0	0	0	0	0	0	0-0	0-0
H. Hasselbach	1	2	3	0	0	0	0-0	0-0	Team Totals	39	21	60	10	1	1	3-8	3-6
D. Johnson	2	0	2	0	0	0	0-0	0-0									

FINAL INDIVIDUAL STATISTICS

Denver Broncos						Pittsburgh Steelers					
RUSHING	ATT	YDS	AVG	LG	TD	RUSHING	ATT	YDS	AVG	LG	TD
J. Davis	26	139	5.3	43	1	J. Bettis	23	105	4.6	16	1
J. Elway	2	9	4.5	10	0	K. Stewart	3	44	14.7	33t	1
V. Hebron	2	2	1.0	2	0	F. McAfee	1	12	12.0	12	0
Total	30	150	5.0	43	1	Total	27	161	6.0	33	2

Denver Broncos						Pittsburgh Steelers									
PASSING	ATT	CMP	YDS	TKD/ YD	TD	LG	IN	PASSING	ATT	CMP	YDS	TKD/ YD	TD	LG	IN
J. Elway	31	18	210	2/15	2	20	1	K. Stewart	36	18	201	3/8	1	27	3
Total	31	18	210	2/15	2	20	1	Total	36	18	201	3/8	1	27	3

Denver Broncos						Pittsburgh Steelers					
PASS RECEIVING	NO	YDS	LG	TD	PASS RECEIVING	NO	YDS	LG	TD		
R. Smith	6	87	20	0	Y. Thigpen	6	92	27	0		
E. McCaffrey	5	37	11	1	C. Hawkins	4	30	9	0		
S. Sharpe	3	49	18	0	C. Johnson	3	34	14t	1		
H. Griffith	2	26	15t	1	W. Blackwell	2	19	16	0		
V. Hebron	1	9	9	0	M. Bruener	1	16	16	0		
T. Davis	1	2	2	0	T. Lester	1	7	7	0		
					J. Bettis	1	3	3	0		
Total	18	210	20	2	Total	18	201	27	1		

Denver Broncos						Pittsburgh Steelers					
INTERCEPTIONS	NO	YDS	LG	TD	INTERCEPTIONS	NO	YDS	LG	TD		
T. Braxton	1	6	6	0	L. Kirkland	1	0	0	0		
A. Aldridge	1	0	0	0							
R. Crockett	1	0	0	0							
Total	3	6	6	0	Total	1	0	0	0		

Denver Broncos						Pittsburgh Steelers							
PUNTING	NO	YDS	AVG	TB	IN20	LG	PUNTING	NO	YDS	AVG	TB	IN20	LG
T. Rouen	4	157	31.4	0	1	48	J. Miller	4	168	42.0	0	0	51
Total	5	157	31.4	0	1	48	Total	4	168	42.0	0	0	51

Denver Broncos						Pittsburgh Steelers					
PUNT RETURNS	NO	FC	YDS	LG	TD	PUNT RETURNS	NO	FC	YDS	LG	TD
D. Gordon	2	0	19	19	0	W. Blackwell	1	0	19	19	0
(DOWNED)	2	0	0	0	0	C. Hawkins	0	1	0	0	0
						(DOWNED)	2	0	0	0	0
						(OUT OF BOUNDS)	1	0	0	0	0
Returns	2		19	19	0	Returns	1		19	19	0

Denver Broncos						Pittsburgh Steelers					
KICKOFF RETURNS	NO	FC	YDS	LG	TD	KICKOFF RETURNS	NO	FC	YDS	LG	TD
V. Hebron	4	0	69	25	0	W. Blackwell	3	0	52	24	0
						J. Witman	1	0	10	10	0
						(TOUCHBACK)	1	0	0	0	0
Returns	4		69	25	0	Returns	4		62	24	0

Denver Broncos						Pittsburgh Steelers											
FUMBLES	Fum	Rec.	Yds	TD	Opp. Rec.	Yds	TD	Bnds	FUMBLES	Fum	Rec.	Yds	TD	Opp. Rec.	Yds	TD	Bnds
T. Davis	1	0	0	0	0	0	0	0	D. Perry	0	0	0	0	1	0	0	0
D. Gordon	1	0	0	0	0	0	0	0	K. Stewart	1	0	0	0	1	0	0	0
R. Crockett	0	1	1	0	0	0	0	0									
N. Smith	0	0	0	0	1	0	0	0									
M. Lodish	0	0	0	0	1	0	0	0									
Total	2	1	1	0	1	1	0	0	Total	1	0	0	0	1	0	0	0

FINAL TEAM STATISTICS

	VISITOR BRONCOS	HOME STEELERS
TOTAL FIRST DOWNS	23	23
By Rushing	6	8
By Passing	15	13
By Penalty	2	2
THIRD DOWN EFFICIENCY	8-14-57%	6-11-55%
FOURTH DOWN EFFICIENCY	0-0-0%	0-0-0%
TOTAL NET YARDS	345	354
Total Offensive Plays (inc. times thrown passing)	63	66
Average gain per offensive play	5.5	5.4
NET YARDS RUSHING	150	161
Total Rushing Plays	30	27
Average gain per rushing play	5.0	6.0
NET YARDS PASSING	195	193
Times thrown — yards lost attempting to pass	2-15	3-8
Gross yards passing	210	201
PASS ATTEMPTS-COMPLETIONS-HAD INTERCEPTED	31-18-1	36-18-3
Average gain per pass play (inc. # thrown passing)	5.9	4.9
KICKOFFS Number-In End Zone-Touchbacks	5-1-1	4-0-0
PUNTS Number and Average	5-31.4	4-42
Had Blocked	0	0
FGs — PATs Had Blocked	0-0	0-0
TOTAL RETURN YARDAGE (Not Including Kickoffs)	25	19
No. and Yards Punt Returns	2-19	1-19
No. and Yards Kickoff Returns	4-69	4-62
No. and Yards Interception Returns	3-6	1-0
PENALTIES Number and Yards	4-21	4-71
FUMBLES Number and Lost	2-1	1-1
TOUCHDOWNS	3	3
Rushing	1	2
Passing	2	1
EXTRA POINTS Made-Attempts	3-3	3-3
Kicking Made-Attempts	3-3	3-3
FIELD GO		

1997 AFC DIVISIONAL PLAYOFF GAME

DENVER 14, KANSAS CITY 10

Jan. 4, 1998 • Arrowhead Stadium • Kansas City, Mo.

Weather: Overcast, 32° (wind chill 26°), Wind NW 6 mph • Attendance: 76,965 • Time: 2:59

The Denver Broncos posted their first road playoff win in 11 years — and only the second in franchise history — with a 14-10 victory over Kansas City in front of 76,965 at Arrowhead Stadium. Denver advanced to its first AFC Championship Game since the 1991 season, on the strength of two Terrell Davis touchdowns — tying the franchise postseason record for the second week in a row — and a defensive effort that limited the Chiefs to just 10 points, tied for the fewest in club playoff history.

Davis broke a scoreless tie late in the second quarter, plowing into the end zone from 1 yard out to give Denver a 7-0 lead with 1:56 remaining in the half, capping an 8-play, 65-yard drive that covered 4:51 on the clock. Key to the drive was a 17-yard John Elway completion to Rod Smith on a third-and-seven play that gave the Broncos a first down at the Kansas City 4.

The Chiefs, limited to 58 yards total offense in the first half, came out strong after the break, moving the ball to the Denver 6-yard line, before settling for a 20-yard Pete Stoyanovich field goal. Kansas City struck again late in the quarter when Elvis Grbac found tight end Tony Gonzalez in the back of the end zone for a 12-yard score and the Chiefs' only touchdown of the day.

The Broncos, however, would answer on their ensuing possession, driving 49 yards in 6 plays for what would prove to be the game-winning touchdown. The key play of the drive was a 43-yard Elway-to-Ed McCaffrey completion on third-and-five from the Chiefs' 44-yard line, which gave Denver a first down at the Chiefs' 1-yard line. After two unsuccessful attempts from close range, Davis muscled his way through the middle of the Chiefs' line for his second touchdown of the day and the fifth of his career in the postseason to establish a new franchise record.

Kansas City would have possession three more times in the game, but would be turned back each time by the Broncos' defense after reaching Denver's 31 (punt), their own 36 (punt) and the Broncos' 20 with 0:19 left (downs). The final play was a pass to the end zone on 4th-and-2 that was knocked down by Darrien Gordon, ending the Chiefs' hopes, and propelling Denver to the AFC title game.

Elway, with 170 passing yards on the day, moved into second place in NFL postseason history in that category, supplanting both Terry Bradshaw (3,833) and Jim Kelly (3,863) to finish the day at 3,940.

OFFICIALS

Referee — Jerry Markbreit (9); Umpire — Bob Wagner (100); Head Linesman — Terry Gierke (72); Line Judge — Walt Anderson (66); Back Judge — Al Jury (106); Side Judge — Mike Pereira (77); Field Judge — Bill Schmitz (122)

STARTING LINEUPS

Denver Broncos				Kansas City Chiefs			
Offense		Defense		Offense		Defense	
WR 80 R. Smith	LE 90 N. Smith	SE 89 A. Rison	LT 99 V. Booker	WR 80 R. Smith	LE 90 N. Smith	SE 89 A. Rison	LT 99 V. Booker
LT 65 G. Zimmerman	LT 94 K. Traylor	LT 69 J. Criswell	RT 75 J. Phillips	LT 65 G. Zimmerman	LT 94 K. Traylor	LT 69 J. Criswell	RT 75 J. Phillips
LG 69 M. Schlereth	RT 98 M. Tanuvasa	LG 79 D. Szott	RE 92 D. Williams	LG 69 M. Schlereth	RT 98 M. Tanuvasa	LG 79 D. Szott	RE 92 D. Williams
C 66 T. Nalen	RE 91 A. Williams	C 61 T. Grunhard	RG 68 W. Shields	C 66 T. Nalen	RE 91 A. Williams	C 61 T. Grunhard	RG 68 W. Shields
RG 75 B. Habib	MLB 51 J. Moblely	RT 62 G. Parker	MLB 59 D. Edwards	RG 75 B. Habib	MLB 51 J. Moblely	RT 62 G. Parker	MLB 59 D. Edwards
RT 77 T. Jones	SLB 53 B. Romanowski	TE 48 T. Popson	RLB 50 A. Davis	RT 77 T. Jones	SLB 53 B. Romanowski	TE 48 T. Popson	RLB 50 A. Davis
TE 84 S. Sharpe	LCB 39 R. Crockett	FL 80 L. Dawson	LCB 34 D. Carter	TE 84 S. Sharpe	LCB 39 R. Crockett	FL 80 L. Dawson	LCB 34 D. Carter
WR 87 E. McCaffrey	RCB 23 D. Gordon	QB 11 E. Grbac	RCB 40 J. Hasty	WR 87 E. McCaffrey	RCB 23 D. Gordon	QB 11 E. Grbac	RCB 40 J. Hasty
QB 7 J. Elway	FS 27 S. Atwater	FB 38 K. Anders	SS 25 R. Tongue	QB 7 J. Elway	FS 27 S. Atwater	FB 38 K. Anders	SS 25 R. Tongue
HB 30 T. Davis	SS 34 T. Braxton	HB 27 G. Hill	FS 21 J. Woods	HB 30 T. Davis	SS 34 T. Braxton	HB 27 G. Hill	FS 21 J. Woods
FB 29 H. Griffith				FB 29 H. Griffith			

DENVER SUBSTITUTIONS: K 1 J. Elam, P 16 T. Rouen, CB 21 R. Hilliard, RB 22 V. Hebron, CB 25 D. Johnson, CB 26 T. McKyer, RB 31 D. Loville, S 32 T. Veland, S 33 D. Dodge, RB 37 A. Lynn, FB 42 D. Smith, LB 56 K. Burns, LB 59 G. Cadrez, G/C 63 D. Diaz-Infante, T 74 H. Swayne, WR 81 P. Jeffers, WR 85 W.Green, TE 86 B. Chamberlain, TE 89 D. Carswell, DT 93 T. Pryce, DE 96 H. Hasselbach, DT 97 M. Lodish. **DID NOT PLAY:** QB 6 B. Brister. **INACTIVE:** QB 8 J. Lewis, LB 50 J. Hesse, LB 58 S. Russ, G 62 D. Neil, T 70 J. Brown, DE 72 E. Jones, WR 88 S. Wilson, DT 99 D. Richie.

FIELD GOALS (made (___) & missed)

Player	Yards	Result
P. Stoyanovich	44W/L	(20)
VISITOR	Denver Broncos	1 2 3 4 OT TOTAL
HOME	Kansas City Chiefs	0 7 0 7 — 14
		0 0 10 0 0 — 10

Team	Qtr	Clock Time	SCORING PLAY	SCORE	
				Visitor	Home
BRONCOS	2	1:56	T. Davis 1 yd. run (J. Elam, kick) (8-65, 4:51)	7	0
CHIEFS	3	9:42	P. Stoyanovich 20 yd. Field Goal (11-67, 5:18)	7	3
CHIEFS	3	0:10	T. Gonzalez 12 yd. pass from E. Grbac (P. Stoyanovich, kick) (4-65, 1:35)	7	10
BRONCOS	4	12:32	T. Davis 1 yd. run (J. Elam, kick) (6-49, 2:38)	14	10

FINAL BRONCOS DEFENSIVE STATISTICS

(Based on unofficial press box statistics)

Player	UT	A	TT	PD	FR	FF	S-Yds	I-Yds	Player	UT	A	TT	PD	FR	FF	S-Yds	I-Yds
J. Moblely	7	0	7	0	0	0	0-0	0-0	M. Tanuvasa	2	0	2	0	0	0	0-0	0-0
T. Braxton	5	1	6	0	0	0	0-0	0-0	A. Williams	2	0	2	0	0	0	2-14	0-0
D. Gordon	5	0	5	2	0	0	0-0	0-0	D. Johnson	1	0	1	0	0	0	0-0	0-0
B. Romanowski	5	0	5	0	0	0	0-0	0-0	M. Lodish	1	0	1	0	0	0	0-0	0-0
A. Aldridge	4	1	5	0	0	0	0-0	0-0	K. Burns	0	0	0	0	0	0	0-0	0-0
R. Crockett	4	0	4	0	0	0	0-0	0-0	G. Cadrez	0	0	0	0	0	0	0-0	0-0
N. Smith	4	0	4	0	0	1	2-20	0-0	T. McKyer	0	0	0	0	0	0	0-0	0-0
K. Traylor	3	0	3	0	0	0	0-0	0-0	T. Pryce	0	0	0	0	0	0	0-0	0-0
S. Atwater	2	1	3	0	0	0	0-0	0-0	T. Veland	0	0	0	0	0	0	0-0	0-0
H. Hasselbach	2	0	2	0	0	0	0-0	0-0	Team Totals	47	3	50	2	0	1	4-34	0-0

FINAL INDIVIDUAL STATISTICS

Denver Broncos							Kansas City Chiefs										
RUSHING	ATT	YDS	AVG	LG	TD		RUSHING	ATT	YDS	AVG	LG	TD					
T. Davis	25	101	4.0	41	2		M. Allen	12	37	3.1	14	0					
H. Griffith	4	9	2.3	4	0		E. Grbac	4	22	5.5	11	0					
D. Loville	2	0	0.0	3	0		K. Anders	3	9	3.0	6	0					
J. Elway	1	-1	-1.0	-1	0		D. Bennett	3	4	1.3	8	0					
							L. Aguiar	1	3	3.0	3	0					
							G. Hill	1	2	2.0	2	0					
Total	32	109	3.4	41	2		Total	24	77	3.2	14	0					
PASSING	ATT	CMP	YDS	TKD/YD	TD	LG	IN	PASSING	ATT	CMP	YDS	TKD/YD	TD	LG	IN		
J. Elway	19	10	170	1/7	0	43	0	E. Grbac	37	24	260	4/34	1	50	0		
Total	19	10	170	1/7	0	43	0	Total	37	24	260	4/34	1	50	0		
PASS RECEIVING	NO	YDS	LG	TD			PASS RECEIVING	NO	YDS	LG	TD						
E. McCaffrey	3	56	43	0			A. Rison	8	110	34	0						
S. Sharpe	2	33	22	0			T. Popson	5	26	13	0						
R. Smith	2	19	17	0			T. Gonzalez	3	26	12t	1						
D. Carswell	1	26	26	0			L. Dawson	2	20	12	0						
W. Green	1	19	19	0			K. Anders	2	4	3	0						
T. Davis	1	17	17	0			J. Horn	1	50	50	0						
							D. Hughes	1	13	13	0						
							M. Allen	1	8	8	0						
							T. Vanover	1	3	3	0						
Total	10	170	43	0			Total	24	260	50	1						
INTERCEPTIONS	NO	YDS	LG	TD			INTERCEPTIONS	NO	YDS	LG	TD						
	0	0	0	0				0	0	0	0						
Total	0	0	0	0			Total	0	0	0	0						
PUNTING	NO	YDS	AVG	TB	IN20	LG	PUNTING	NO	YDS	AVG	TB	IN20	LG				
T. Rouen	6	217	36.2	1	2	51	L. Aguiar	5	232	46.4	0	2	62				
Total	6	217	36.2	1	2	51	Total	5	232	46.4	0	2	62				
PUNT RETURNS	NO	FC	YDS	LG	TD		PUNT RETURNS	NO	FC	YDS	LG	TD					
D. Gordon	1	1	36	36	0		T. Vanover	1	1	10	10	0					
(DOWNED)	3	0	0	0	0		(DOWNED)	3	0	0	0	0					
							(TOUCHBACK)	1	0	0	0	0					
Returns	1		36	36	0		Returns	1		10	10	0					
KICKOFF RETURNS	NO	FC	YDS	LG	TD		KICKOFF RETURNS	NO	FC	YDS	LG	TD					
V. Hebron	2	0	51	28	0		T. Vanover	3	0	69	25	0					
D. Loville	1	0	20	20	0												
Returns	3		71	28	0		Returns	3		69	25	0					
Denver Broncos	Fum	Own	Yds	TD	Opp. Rec.	Yds	TD	Out Bnds	Kansas City Chiefs	Fum	Own	Yds	TD	Opp. Rec.	Yds	TD	Out Bnds
T. Davis	2	2	0	0	0	0	0	0	D. Williams	0	0	0	0	1	0	0	0
A. Lynn	0	0	0	0	1	0	0	0	T. Vanover	1	1	0	0	1	0	0	0
J. Elway	1	0	0	0	0	0	0	0	J. Woods	0	0	0	0	1	0	0	0
N. Smith	0	0	0	0	1	0	0	0	A. Davis	0	0	0	0	1	0	0	0
D. Loville	1	0	0	0	0	0	0	0	E. Grbac	1	0	0	0	0	0	0	0
Total	4	2	0	0	2	0	0	0	Total	2	2	0	0	3	2	0	0

FINAL TEAM STATISTICS

	VISITOR BRONCOS	HOME CHIEFS
TOTAL FIRST DOWNS	16	18
By Rushing	6	4
By Passing	7	10
By Penalty	3	4
THIRD DOWN EFFICIENCY	5-11-45%	5-15-33%
FOURTH DOWN EFFICIENCY	0-0-0%	1-3-33%
TOTAL NET YARDS	272	303
Total Offensive Plays (inc. times thrown passing)	52	65
Average gain per offensive play	5.2	4.7
NET YARDS RUSHING	109	77
Total Rushing Plays	32	24
Average gain per rushing play	3.4	3.2
NET YARDS PASSING	163	226
Times thrown — yards lost attempting to pass	1-7	4-34
Gross yards passing	170	260
PASS ATTEMPTS-COMPLETIONS-HAD INTERCEPTED	19-10-0	37-24-0
Average gain per pass play (inc. # thrown passing)	8.2	5.5
KICKOFFS Number-In End Zone-Touchbacks	3-0-0	3-1-0
PUNTS Number and Average	6-36.2	5-46.4
Had Blocked	0	0
FGs — PATs Had Blocked	0-0	0-0
TOTAL RETURN YARDAGE (Not Including Kickoffs)	36	10
No. and Yards Punt Returns	1-36	1-10
No. and Yards Kickoff Returns	3-71	3-69
No. and Yards Interception Returns	0-0	0-0
PENALTIES Number and Yards	8-64	7-65
FUMBLES Number and Lost	4-2	2-0
TOUCHDOWNS		
Rushing	2	1
Passing	2	0
EXTRA POINTS Made-Attempts	0-0	1-1
Kicking Made-Attempts	2-2	1-1
FIELD GOALS Made-Attempts	0-0	1-2

1997 AFC WILD CARD PLAYOFF GAME

DENVER 42, JACKSONVILLE 17

Dec. 27, 1997 • Mile High Stadium • Denver

Weather: Partly Cloudy, 44° (wind chill 19°), Wind N 30 mph • Attendance: 74,481 • Time: 3:02

The Denver Broncos advanced to the AFC Divisional playoffs by literally running the Jacksonville Jaguars out of town, as they piled up a club postseason-record 310 rushing yards en route to a 42-17 victory in front of 74,481 at Mile High Stadium. The Broncos set numerous other postseason records during the contest, including new standards for rushing attempts (49), total yards (511), points in a quarter (21; 4th qtr.), total points (42), first downs (28), rushing first downs (18) and third-down efficiency (75%), while the 237 yards allowed by the defense was the second-lowest total in Denver's 21-game playoff history.

The Broncos scored touchdowns on each of their first three possessions, racking up a 21-0 lead on 32 offensive plays, during which time the Jaguars ran only six. Terrell Davis capped Denver's opening drive with a 2-yard touchdown run and Rod Smith punctuated the next when he reeled in a 43-yard touchdown pass from John Elway. The lead was increased to 21-0 when Davis — who set franchise postseason records for rushing attempts (31), rushing yards (184) and longest run from scrimmage (59) before leaving in the third quarter with bruised ribs — tied the franchise records for rushing touchdowns and total touchdowns in a postseason game with his second of the day, this one from 5 yards out.

The Jaguars answered by scoring the game's next 17 points, courtesy of a 1-yard Natrone Means touchdown run before the half, a 38-yard Mike Hollis field goal early in the third quarter and a blocked punt by Travis Davis, which the Jacksonville safety returned 29 yards for a touchdown to pull the Jaguars to within 21-17.

But the Broncos dominated from there, as Derek Loville took over for the injured Davis and slashed his way to 103 yards (second-most by a Bronco in postseason) on 11 attempts, and scored two fourth-quarter touchdowns on runs of 25 and 8 yards to tie the club touchdown record already achieved in the game by Davis. Vaughn Hebronn then got into the act, scoring Denver's fifth rushing touchdown of the day on a 6-yard run with 1:11 remaining, to push the lead to its final margin of 42-17. With Davis' 184 rushing yards and Loville's 103, Denver became just the third team in NFL postseason history to boast two 100-yard rushers in the same game. Additionally, Denver's 40 minutes and 59 seconds of possession time and their 310 rushing yards both were the fifth-highest recorded in an NFL playoff game.

OFFICIALS

Referee — Bernie Kukar (86); Umpire — Jeff Rice (44); Head Linesman — John Schleyer (21); Line Judge — Tom Barnes (55); Back Judge — Tom Sifferman (118); Side Judge — Doug Toole (4); Field Judge — Bill Leavy (127)

STARTING LINEUPS

Jacksonville Jaguars				Denver Broncos			
Offense		Defense		Offense		Defense	
WR 82 J. Smith	LE 56 J. Lageman	WR 80 R. Smith	LE 90 N. Smith				
LT 71 T. Boselli	LT 97 R. Wynn	LT 65 G. Zimmermann	LT 94 K. Traylor				
LG 62 B. Coleman	RT 93 E. Tualo	LG 69 M. Schlereth	RT 98 M. Tanuvasa				
C 79 D. Widell	RE 96 C. Simmons	C 66 T. Nalen	RE 91 A. Williams				
RG 76 R. Tylski	SLB 51 K. Hardy	RG 75 B. Habib	WLB 51 J. Mobley				
RT 72 L. Searcy	MLB 58 B. Schwartz	RT 77 T. Jones	MLB 57 A. Aldridge				
TE 83 P. Mitchell	WLB 50 E. Robinson	TE 84 S. Sharpe	SLB 53 B. Romanowski				
WR 87 K. McCardell	LCB 41 D. Thomas	WR 87 E. McCaffrey	LCB 39 R. Crockett				
QB 8 M. Brunell	RCB 27 D. Figures	QB 7 J. Elway	RCB 23 D. Gordon				
RB 20 N. Means	SS 45 T. Davis	RB 30 T. Davis	FS 27 S. Atwater				
TE 88 D. Jones	FS 37 C. Hudson	FB 29 H. Griffith	SS 34 T. Braxton				

DENVER SUBSTITUTIONS: K 1 Jason Elam, QB 6 B. Brister, P 16 T. Rouen, CB 21 R. Hilliard, RB 22 V. Hebronn, CB 25 D. Johnson, CB 26 T. McKeay, RB 31 D. Loville, S 32 T. Veland, S 33 D. Dodge, RB 37 A. Lynn, FB 42 D. Smith, LB 56 K. Burns, LB 59 G. Cadrez, G 63 D. Diaz-Infante, T 74 H. Swayne, WR 81 P. Jeffers, WR 85 W. Green, TE 86 B. Chamberlain, TE 89 D. Carswell, DT 93 T. Pryce, DE 96 H. Hasselbach, DT 97 M. Lodish. **INACTIVE:** QB 8 J. Lewis, LB 50 J. Hesse, LB 58 S. Russ, C/G 62 D. Neil, T 70 J. Brown, DE 72 E. Jones, WR 88 S. Wilson, DT 99 D. Richie.

FIELD GOALS (made () & missed)

Player	Attempts	Goals
M. Hollis	(38)	1
J. Elam	(25)	2

Visitor	Points	Home	Points
Jacksonville Jaguars	17	Denver Broncos	42

Team	Qtr	Clock	Play	Score
BRONCOS	1	7:39	T. Davis 2 yd. run (J. Elam, kick) (15-73, 7:21)	0-7
BRONCOS	1	2:37	R. Smith 43 yd. pass from J. Elway (J. Elam, kick) (6-60, 4:07)	0-14
BRONCOS	2	10:46	T. Davis 5 yd. run (J. Elam, kick) (11-92, 5:16)	0-21
JAGUARS	2	5:09	N. Means 1 yd. run (M. Hollis, kick) (9-79, 5:37)	7-21
JAGUARS	3	13:33	M. Hollis 38 yd. Field Goal (4-7, 1:27)	10-21
JAGUARS	3	9:16	T. Davis 29 yd. blocked punt return (M. Hollis, kick)	17-21
BRONCOS	4	13:21	D. Loville 25 yd. run (J. Elam, kick) (2-48, 0:37)	17-28
BRONCOS	4	3:43	D. Loville 8 yd. run (J. Elam, kick) (10-80, 5:28)	17-35
BRONCOS	4	1:11	V. Hebronn 6 yd. run (J. Elam, kick) (2-9, 0:49)	17-42

FINAL BRONCOS DEFENSIVE STATISTICS

(Based on unofficial press box statistics)

Player	UT	A	TT	PD	FR	FF	S-Yds	I-Yds	Player	UT	A	TT	PD	FR	FF	S-Yds	I-Yds
J. Mobley	4	2	6	0	0	0	0-0	0-0	R. Crockett	1	0	1	0	0	0	0-0	0-0
D. Gordon	5	0	5	4	0	0	1-8	1-0	T. Pryce	1	0	1	0	0	0	1-0	0-0
B. Romanowski	3	1	4	0	0	0	0-0	0-0	A. Williams	1	0	1	0	0	0	0-0	0-0
K. Traylor	3	1	4	1	0	0	0-0	0-0	H. Hasselbach	0	1	1	0	0	0	0-0	0-0
N. Smith	2	1	3	1	0	0	0-0	0-0	K. Burns	0	0	0	0	0	0	0-0	0-0
G. Cadrez	2	0	0	0	0	0	0-0	0-0	D. Johnson	0	0	1	0	0	0	0-0	0-0
M. Tanuvasa	1	1	2	0	0	0	1-8	0-0	M. Lodish	0	0	0	0	0	0	0-0	0-0
S. Atwater	0	2	2	2	0	0	0-0	0-0	T. McKeay	0	0	0	0	0	0	0-0	0-0
A. Aldridge	1	0	1	0	1	0	0-0	0-0	T. Veland	0	0	0	0	0	0	0-0	0-0
T. Braxton	1	0	1	0	0	0	0-0	0-0	Team Totals	25	9	34	9	1	0	3-16	1-0

FINAL INDIVIDUAL STATISTICS

Jacksonville Jaguars							Denver Broncos							
RUSHING	ATT	YDS	AVG	LG	TD		RUSHING	ATT	YDS	AVG	LG	TD		
N. Means	10	40	4.0	14	1		T. Davis	31	184	5.9	59	2		
J. Stewart	1	6	6.0	6	0		D. Loville	11	103	9.4	44	2		
M. Brunell	3	4	1.3	5	0		V. Hebronn	6	23	3.8	6t	1		
							J. Elway	1	0	0.0	0	0		
Total	14	50	3.6	14	1		Total	49	310	6.3	59	5		
PASSING							PASS RECEIVING							
ATT	CMP	YDS	YD	TD	LG	IN	NO	YDS	LG	TD				
M. Brunell	32	18	203	3/16	0	37	1	T. Davis	4	11	6	0		
Total	32	18	203	3/16	0	37	1	R. Smith	3	99	43t	1		
								E. McCaffrey	2	33	25	0		
								W. Green	2	32	22	0		
								S. Sharpe	2	29	23	0		
								H. Griffith	2	9	8	0		
								D. Loville	1	10	10	0		
Total	18	203	37	0	0	0	0	Total	16	223	43t	1		
INTERCEPTIONS							INTERCEPTIONS							
NO	YDS	LG	TD				NO	YDS	LG	TD				
Total	0	0	0	0	0	0	D. Gordon	1	0	0	0			
							Total	1	0	0	0			
PUNTING							PUNTING							
NO	YDS	AVG	TB	IN20	LG		NO	YDS	AVG	TB	IN20	LG		
B. Barker	4	118	29.5	0	1	35	T. Rouen	2	99	49.5	0	1	53	
Total	4	118	29.5	0	1	35	(BLOCKED)	1	0	0.0	0	0	0	
							Total	3	99	33.0	0	1	53	
PUNT RETURNS							PUNT RETURNS							
NO	FC	YDS	LG	TD			NO	FC	YDS	LG	TD			
R. Barlow	1	0	5	5	0		D. Gordon	1	0	14	14	0		
(DOWNED)	1	0	0	0	0		(DOWNED)	1	0	0	0	0		
Returns	1	5	5	0	0	0	(OUT OF BOUNDS)	2	0	0	0	0		
							Returns	1	14	14	0	0		
KICKOFF RETURNS							KICKOFF RETURNS							
NO	FC	YDS	LG	TD			NO	FC	YDS	LG	TD			
R. Barlow	3	0	118	58	0		V. Hebronn	3	0	87	51	0		
M. Logan	3	0	44	18	0		(TOUCHBACK)	1	0	0	0	0		
T. Hallock	1	0	6	6	0		Returns	3	87	51	0	0		
D. Jones	0	0	-2	-2	0									
Returns	7	166	58	0	0	0								

Jacksonville Jaguars													Denver Broncos												
Fumbles	Own	Yds	TD	FF	Opp.	Yds	TD	Out	Fumbles	Own	Yds	TD	FF	Opp.	Yds	TD	Out								
C. Simmons	0	0	0	0	1	0	0	0	J. Elway	3	1	-10	0	0	1	0	0								
C. Hudson	0	0	0	0	1	0	0	0	A. Aldridge	0	0	0	0	0	1	0	0								
R. Wynn	0	0	0	0	1	0	0	0	Total	3	1	-10	0	0	1	0	0								
M. Brunell	1	0	0	0	0	0	0	0																	
D. Thomas	0	0	0	0	0	0	0	0																	
Total	1	0	0	0	2	2	0	0																	

FINAL TEAM STATISTICS

TOTAL FIRST DOWNS				VISITOR JAGUARS				HOME BRONCOS			
By Rushing	14	28		14	28		14	28			
By Passing	3	18		3	18		3	18			
By Penalty	9	8		9	8		9	8			
	2	2		2	2		2	2			
THIRD DOWN EFFICIENCY	3-10-30%			12-16-75%			12-16-75%				
FOURTH DOWN EFFICIENCY	0-1-0%			1-1-100%			1-1-100%				
TOTAL NET YARDS	237	511		237	511		237	511			
Total Offensive Plays (inc. times thrown passing)	49	76		49	76		49	76			
Average gain per offensive play	4.8	6.7		4.8	6.7		4.8	6.7			
NET YARDS RUSHING	50	310		50	310		50	310			
Total Rushing Plays	14	49		14	49		14	49			
Average gain per rushing play	3.6	6.3		3.6	6.3		3.6	6.3			
NET YARDS PASSING	187	201		187	201		187	201			
Times thrown - yards lost attempting to pass	3-16	3-22		3-16	3-22		3-16	3-22			
Gross yards passing	203	223		203	223		203	223			
PASS ATTEMPTS-COMPLETIONS-HAD INTERCEPTED	32-18-1	24-16-0		32-18-1	24-16-0		32-18-1	24-16-0			
Average gain per pass play (inc. # thrown passing)	5.3	7.4		5.3	7.4		5.3	7.4			
KICKOFFS Number-In End Zone-Touchbacks	4-1-1	7-0-0		4-1-1	7-0-0		4-1-1	7-0-0			
PUNTS Number and Average	4-29.5	3-33		4-29.5	3-33		4-29.5	3-33			
Had Blocked	0	1		0	1		0	1			
FGs - PATs Had Blocked	0-0	0-0		0-0	0-0		0-0	0-0			

1996 AFC DIVISIONAL PLAYOFF GAME

JACKSONVILLE 30, DENVER 27

Jan. 4, 1997 • Mile High Stadium • Denver

Weather: Sunny, 46°, Wind NW 15 mph • Attendance: 75,678 • Time: 3:02

The Broncos' most successful season since 1991 came to a surprising end at the hands of the Jacksonville Jaguars in an AFC Divisional Playoff game in front of 75,678 stunned fans at Mile High Stadium, by a final score of 30-27. The loss was Denver's first of the season at home and only their second ever at home in the postseason.

The contest began on a promising note for the Broncos, as they scored on two of their first three possessions to take a 12-0 lead into the second quarter. First, Vaughn Hebronn scored his first ever postseason touchdown on a 1-yard plunge on fourth down. During that drive, Terrell Davis set a franchise record for the longest postseason run with a 47-yard scamper. On Denver's next possession, Shannon Sharpe hauled in an 18-yard pass from John Elway to produce the 12-point margin.

The Jaguars then proceeded to score on their next six possessions, with the first five being unanswered by the Broncos, producing a 23-12 advantage for Jacksonville. The Broncos responded with a 9-play, 57-yard drive, capped by a 2-yard touchdown run by Davis, who then tacked on the two-point conversion himself to cut the deficit to three. But then Mark Brunell, who threw for 245 yard and two touchdowns on the day, connected with Jimmy Smith on a critical third-and-five play at the Broncos' 16-yard line with 3:39 remaining in the game to restore a 10-point advantage.

The Broncos again pulled to within three points when Elway found Ed McCaffrey in the end zone for a 15-yard touchdown with 1:50 left, but Denver's magic ran out as the Jaguars held on for the 30-27 win.

During the contest, Elway — who played in his franchise-record 15th postseason game — passed Terry Bradshaw for fourth place on the all-time NFL postseason list for pass attempts. Natrone Means, who led Jacksonville's 203-yard ground attack, rushed for 140 yards on 21 carries. Brunell added 44 more on seven rushes.

OFFICIALS

Referee — Red Cashion (43); Umpire — Art Demmas (78); Line Judge — Byron Boston (18); Side Judge — Laird Hayes (125); Head Linesman — Sid Semon (109); Back Judge — Tim Millis (80); Field Judge — John Robison (46)

STARTING LINEUPS

Jacksonville Jaguars				Denver Broncos			
Offense		Defense		Offense		Defense	
WR 82	J. Smith	LE 56	J. Lageman	WR 83	A. Miller	LE 90	D. Williams
LT 71	T. Boselli	LT 92	D. Davey	LT 65	G. Zimmerman	LT 97	M. Lodish
LG 62	B. Coleman	RT 64	J. Jurkovic	LG 69	M. Schlereth	RT 95	M. Perry
C 79	D. Widell	RE 96	C. Simmons	C 66	T. Nalen	RE 91	A. Williams
RG 76	R. Tylski	SLB 51	K. Hardy	RG 75	B. Habib	WLB 51	J. Mobley
RT 72	L. Searcy	MLB 55	T. McManus	RT 76	B. Thompson	MLB 57	A. Aldridge
TE 86	D. Brown	WLB 50	E. Robinson	TE 84	S. Sharpe	SLB 53	B. Romanowski
WR 87	K. McCardell	LCB 21	A. Beasley	WR 87	E. McCaffrey	LCB 39	R. Crockett
QB 8	M. Brunell	RCB 25	M. Washington	QB 7	J. Elway	RCB 48	L. Washington
RB 20	N. Means	SS 28	D. Hall	HB 30	T. Davis	FS 27	S. Atwater
FB 35	L. Maston	FS 37	C. Hudson	FB 29	A. Craver	SS 34	T. Braxton

DENVER SUBSTITUTIONS: 1 J. Elam, 16 T. Rouen, 20 T. James, 21 R. Hilliard, 22 V. Hebronn, 25 D. Johnson, 31 R. Jones, 37 T. Hauck, 38 R. Rivers, 56 K. Burns, 59 G. Cadrez, 70 J. Brown, 79 J. Geathers, 80 R. Smith, 82 P. Jeffers, 86 B. Chamberlain, 88 M. Sherrard, 89 D. Carswell, 94 J. Robinson, 96 H. Hasselbach, 98 M. Tanuvasa. **DID NOT PLAY:** 8 J. Lewis, 63 D. Diaz-Infante. **INACTIVE:** 11 T. Rubley, 42 D. Smith, 54 B. Hager, 64 R. Tamm, 67 M. Campbell, 68 R. McElroy, 72 E. Jones, 81 T. Kinchen.

FIELD GOALS (made () & missed)

Player	Attempts	Yards	Score
M. Hollis	(46) (42) (22)		
VISITOR	Jacksonville Jaguars	0	13
HOME	Denver Broncos	12	0

Team	Qtr	Clock Time	SCORING PLAY	SCORE	
				Visitor	Home
BRONCOS	1	6:22	V. Hebronn 1 yd. run (No good, blocked) (6-50, 2:58)	0	6
BRONCOS	1	0:33	S. Sharpe 18 yd. pass from J. Elway (2-pt. Att. Failed) (7-64, 3:52)	0	12
JAGUARS	2	11:15	M. Hollis 46 yd. Field Goal (10-50, 4:18)	3	12
JAGUARS	2	2:58	N. Means 8 yd. run (M. Hollis, kick) (10-80, 5:21)	10	12
JAGUARS	2	0:10	M. Hollis 42 yd. Field Goal (5-65, 0:47)	13	12
JAGUARS	3	8:51	K. McCardell 31 yd. pass from M. Brunell (M. Hollis, kick) (7-75, 3:18)	20	12
JAGUARS	4	10:51	M. Hollis 22 yd. Field Goal (17-88, 8:32)	23	12
BRONCOS	4	7:37	T. Davis 2 yd. run (T. Davis, run) (9-57, 3:14)	23	20
JAGUARS	4	3:39	J. Smith 16 yd. pass from M. Brunell (M. Hollis, kick) (9-74, 3:58)	30	20
BRONCOS	4	1:50	E. McCaffrey 15 yd. pass from J. Elway (J. Elam, kick) (8-80, 1:49)	30	27

FINAL BRONCOS DEFENSIVE STATISTICS

(from unofficial press box statistics)

Player	UT	A	TT	PD	FR	FF	S-Yds	I-Yds	Player	UT	A	TT	PD	FR	FF	S-Yds	I-Yds
T. Braxton	10	1	11	0	0	0	0-0	0-0	M. Lodish	2	0	2	0	0	0	0-0	0-0
J. Mobley	6	2	8	1	0	0	0-0	0-0	B. Romanowski	2	0	2	0	0	0	0-0	0-0
S. Atwater	6	0	6	0	0	0	0-0	0-0	H. Hasselbach	1	0	1	0	0	0	0-0	0-0
A. Aldridge	5	1	6	1	0	0	1.0-4	0-0	R. Hilliard	1	0	1	0	0	0	0-0	0-0
M. Perry	4	1	5	0	0	0	0-0	0-0	M. Tanuvasa	1	0	1	0	0	0	0-0	0-0
D. Williams	2	2	4	1	0	0	1.0-1	0-0	A. Williams	1	0	1	2	0	0	0-0	0-0
R. Crockett	2	0	2	1	0	0	0-0	0-0	K. Burns	0	0	0	0	0	0	0-0	0-0
T. Hauck	2	0	2	0	0	0	0-0	0-0	Team Totals	47	7	54	6	0	0	2.0-5	0-0
T. James	2	0	2	0	0	0	0-0	0-0									

FINAL INDIVIDUAL STATISTICS

Jacksonville Jaguars										Denver Broncos										
RUSHING		ATT	YDS	AVG	LG	TD	PASSING		ATT	YDS	AVG	LG	TD	RUSHING		ATT	YDS	AVG	LG	TD
RUSHING		ATT	YDS	AVG	LG	TD	PASSING		ATT	YDS	AVG	LG	TD	RUSHING		ATT	YDS	AVG	LG	TD
RUSHING		ATT	YDS	AVG	LG	TD	PASSING		ATT	YDS	AVG	LG	TD	RUSHING		ATT	YDS	AVG	LG	TD
RUSHING		ATT	YDS	AVG	LG	TD	PASSING		ATT	YDS	AVG	LG	TD	RUSHING		ATT	YDS	AVG	LG	TD
RUSHING		ATT	YDS	AVG	LG	TD	PASSING		ATT	YDS	AVG	LG	TD	RUSHING		ATT	YDS	AVG	LG	TD
RUSHING		ATT	YDS	AVG	LG	TD	PASSING		ATT	YDS	AVG	LG	TD	RUSHING		ATT	YDS	AVG	LG	TD
RUSHING		ATT	YDS	AVG	LG	TD	PASSING		ATT	YDS	AVG	LG	TD	RUSHING		ATT	YDS	AVG	LG	TD
RUSHING		ATT	YDS	AVG	LG	TD	PASSING		ATT	YDS	AVG	LG	TD	RUSHING		ATT	YDS	AVG	LG	TD
RUSHING		ATT	YDS	AVG	LG	TD	PASSING		ATT	YDS	AVG	LG	TD	RUSHING		ATT	YDS	AVG	LG	TD
RUSHING		ATT	YDS	AVG	LG	TD	PASSING		ATT	YDS	AVG	LG	TD	RUSHING		ATT	YDS	AVG	LG	TD
RUSHING		ATT	YDS	AVG	LG	TD	PASSING		ATT	YDS	AVG	LG	TD	RUSHING		ATT	YDS	AVG	LG	TD
RUSHING		ATT	YDS	AVG	LG	TD	PASSING		ATT	YDS	AVG	LG	TD	RUSHING		ATT	YDS	AVG	LG	TD
RUSHING		ATT	YDS	AVG	LG	TD	PASSING		ATT	YDS	AVG	LG	TD	RUSHING		ATT	YDS	AVG	LG	TD
RUSHING		ATT	YDS	AVG	LG	TD	PASSING		ATT	YDS	AVG	LG	TD	RUSHING		ATT	YDS	AVG	LG	TD
RUSHING		ATT	YDS	AVG	LG	TD	PASSING		ATT	YDS	AVG	LG	TD	RUSHING		ATT	YDS	AVG	LG	TD
RUSHING		ATT	YDS	AVG	LG	TD	PASSING		ATT	YDS	AVG	LG	TD	RUSHING		ATT	YDS	AVG	LG	TD
RUSHING		ATT	YDS	AVG	LG	TD	PASSING		ATT	YDS	AVG	LG	TD	RUSHING		ATT	YDS	AVG	LG	TD
RUSHING		ATT	YDS	AVG	LG	TD	PASSING		ATT	YDS	AVG	LG	TD	RUSHING		ATT	YDS	AVG	LG	TD
RUSHING		ATT	YDS	AVG	LG	TD	PASSING		ATT	YDS	AVG	LG	TD	RUSHING		ATT	YDS	AVG	LG	TD
RUSHING		ATT	YDS	AVG	LG	TD	PASSING		ATT	YDS	AVG	LG	TD	RUSHING		ATT	YDS	AVG	LG	TD
RUSHING		ATT	YDS	AVG	LG	TD	PASSING		ATT	YDS	AVG	LG	TD	RUSHING		ATT	YDS	AVG	LG	TD
RUSHING		ATT	YDS	AVG	LG	TD	PASSING		ATT	YDS	AVG	LG	TD	RUSHING		ATT	YDS	AVG	LG	TD
RUSHING		ATT	YDS	AVG	LG	TD	PASSING		ATT	YDS	AVG	LG	TD	RUSHING		ATT	YDS	AVG	LG	TD
RUSHING		ATT	YDS	AVG	LG	TD	PASSING		ATT	YDS	AVG	LG	TD	RUSHING		ATT	YDS	AVG	LG	TD
RUSHING		ATT	YDS	AVG	LG	TD	PASSING		ATT	YDS	AVG	LG	TD	RUSHING		ATT	YDS	AVG	LG	TD
RUSHING		ATT	YDS	AVG	LG	TD	PASSING		ATT	YDS	AVG	LG	TD	RUSHING		ATT	YDS	AVG	LG	TD
RUSHING		ATT	YDS	AVG	LG	TD	PASSING		ATT	YDS	AVG	LG	TD	RUSHING		ATT	YDS	AVG	LG	TD
RUSHING		ATT	YDS	AVG	LG	TD	PASSING		ATT	YDS	AVG	LG	TD	RUSHING		ATT	YDS	AVG	LG	TD
RUSHING		ATT	YDS	AVG	LG	TD	PASSING		ATT	YDS	AVG	LG	TD	RUSHING		ATT	YDS	AVG	LG	TD
RUSHING		ATT	YDS	AVG	LG	TD	PASSING		ATT	YDS	AVG	LG	TD	RUSHING		ATT	YDS	AVG	LG	TD
RUSHING		ATT	YDS	AVG	LG	TD	PASSING		ATT	YDS	AVG	LG	TD	RUSHING		ATT	YDS	AVG	LG	TD
RUSHING		ATT	YDS	AVG	LG	TD	PASSING		ATT	YDS	AVG	LG	TD	RUSHING		ATT	YDS	AVG	LG	TD
RUSHING		ATT	YDS	AVG	LG	TD	PASSING		ATT	YDS	AVG	LG	TD	RUSHING		ATT	YDS	AVG	LG	TD
RUSHING		ATT	YDS	AVG	LG	TD	PASSING		ATT	YDS	AVG	LG	TD	RUSHING		ATT	YDS	AVG	LG	TD
RUSHING		ATT	YDS	AVG	LG	TD	PASSING		ATT	YDS	AVG	LG	TD	RUSHING		ATT	YDS	AVG	LG	TD
RUSHING		ATT	YDS	AVG	LG	TD	PASSING		ATT	YDS	AVG	LG	TD	RUSHING		ATT	YDS	AVG	LG	TD
RUSHING		ATT	YDS	AVG	LG	TD	PASSING		ATT	YDS	AVG	LG	TD	RUSHING		ATT	YDS	AVG	LG	TD
RUSHING		ATT	YDS	AVG	LG	TD	PASSING		ATT	YDS	AVG	LG	TD	RUSHING		ATT	YDS	AVG	LG	TD
RUSHING		ATT	YDS	AVG	LG	TD	PASSING		ATT	YDS	AVG	LG	TD	RUSHING		ATT	YDS	AVG	LG	TD
RUSHING		ATT	YDS	AVG	LG	TD	PASSING		ATT	YDS	AVG	LG	TD	RUSHING		ATT	YDS	AVG	LG	TD
RUSHING		ATT	YDS	AVG	LG	TD	PASSING		ATT	YDS	AVG	LG	TD	RUSHING		ATT	YDS	AVG	LG	TD
RUSHING		ATT	YDS	AVG	LG	TD	PASSING		ATT	YDS	AVG	LG	TD	RUSHING		ATT	YDS	AVG	LG	TD
RUSHING		ATT	YDS	AVG	LG	TD	PASSING		ATT	YDS	AVG	LG	TD	RUSHING		ATT	YDS	AVG	LG	TD
RUSHING		ATT	YDS	AVG	LG	TD	PASSING		ATT	YDS	AVG	LG	TD	RUSHING		ATT	YDS	AVG	LG	TD
RUSHING		ATT	YDS	AVG	LG	TD	PASSING		ATT	YDS	AVG	LG	TD	RUSHING		ATT	YDS	AVG	LG	TD

1993 AFC WILD CARD GAME

LOS ANGELES RAIDERS 42, DENVER 24

Jan. 9, 1994 • Los Angeles Coliseum • Los Angeles, Calif.

Weather: Sunny, 76°, Wind 0 mph • **Attendance:** 66,094 • **Time:** 3:36

The Broncos returned to the playoffs after a one-year hiatus and faced the L.A. Raiders for the second time in as many weeks, but unlike the previous week, this time it was a do-or-die situation for both teams.

Early on the game looked to have the makings of a defensive struggle, with both teams going four downs and out on their first possession, but the game's pace quickly picked up on the second possession. The Raiders struck first on a 7-play, 80-yard drive that was capped with a nine-yard touchdown pass from quarterback Jeff Hostetler to tight end Ethan Horton.

Quarterback John Elway and the Broncos responded with a drive of their own, going 63 yards in 7 plays, as Elway hooked up with tight end Shannon Sharpe for a 23-yard touchdown. The Raiders bounced back with a 65-yard touchdown toss to wide receiver Tim Brown to take a 14-7 lead. The Broncos responded by driving 64 yards in 11 plays setting up a 16-yard touchdown toss from Elway to tight end Reggie Johnson to tie the score. Hostetler continued to be red hot on the Raiders' next possession, leading the club 84 yards in just five plays. wide receiver James Jett helped pad Hostetler's totals by catching a 54-yard touchdown pass in the five-play drive.

As bad as the Broncos defense looked in three straight possessions, the Broncos offense picked up the slack. In the Broncos' last drive of the half, the offense chewed up nearly seven minutes and went 77 yards to tie the score 14-14. Wide receiver Derek Russell caught a six-yard scoring pass that tied the score, but the real hero of the drive was John Elway who completed passes to six different receivers and showed his versatility by running twice.

The two teams combined for nearly 500 yards of total offense by halftime, but only the Raiders continued that pace in the second half. After receiving the opening kickoff, the Broncos failed to move the ball on their first three possessions, giving the Raiders great field position after three punts that averaged 30 yards by Tom Rouen. The Raiders took advantage, starting drives at the Denver 43 and 35, and their own 48, and parlayed two of those into touchdowns on drives of three and five plays to take a commanding 35-21 lead.

The Broncos made a dent in the score at the beginning of the fourth period on a 33-yard field goal by Jason Elam, but the Raiders responded to that with a 10-play, 76-yard drive that was capped by Napoleon McCallum's third touchdown of the game from one yard out. That would prove to be all of the scoring, as the Raiders walked away with a 42-24 victory.

OFFICIALS

Referee — Bob McElwee (95); **Umpire** — Al Conway (27); **Line Judge** — Tom Barnes (55); **Side Judge** — Don Wedge (28); **Head Linesman** — Aaron Pointer (79); **Back Judge** — Bill Lovett (98); **Field Judge** — Don Hakes (96)

STARTING LINEUPS

Denver Broncos				Los Angeles Raiders			
Offense		Defense		Offense		Defense	
WR 88	J. Evans	LE 99	S. Dronett	WR 89	A. Wright	LE 75	H. Long
LT 65	G. Zimmerman	NT 71	G. Kragen	LT 71	G. Perry	TE 91	C. McGlockton
LG 79	D. Widell	RE 91	W. Oshodin	LG 76	S. Wisniewski	RT 74	N. Harrison
C 72	K. Kartz	LOLB 51	M. Croel	C 72	D. Mosebar	RE 93	G. Townsend
RG 75	B. Habib	LILB 77	K. Mecklenburg	RG 65	M. Montoya	LLB 51	A. Wallace
RT 68	R. Freeman	MLB 57	D. Wyman	RT 68	B. Wilkerson	MLB 57	J. Kelly
TE 89	R. Johnson	ROLB 73	S. Fletcher	TE 88	E. Horton	RLB 99	W. Moss
WR 87	C. Tillman	LCB 34	T. Braxton	WR 81	T. Brown	LCB 36	T. McDaniel
QB 7	J. Elway	RCB 23	R. Bradford	QB 15	J. Hostetler	RCB 48	L. Washington
RB 39	R. Delpino	SS 49	D. Smith	RB 41	N. McCallum	SS 20	D. Hoskins
TE 84	S. Sharpe	FS 27	S. Atwater	RB 21	R. Montgomery	FS 33	E. Anderson

DENVER SUBSTITUTIONS: 1. J. Elam, 8 T. Maddox, 16 T. Rouen, 21 L. Lang, 22 G. Milburn, 31 R. Jones, 36 F. Robinson, 37 A. Lynn, 38 R. Rivers, 40 D. Hall, 42 K. Taylor, 47 D. Pool, 54 M. Donahue, 58 E. Alexander, 59 T. Lucas, 64 K. Scraftford, 78 D. Maggs, 80 T. Kimbrough, 85 D. Russell, 86 A. Marshall, 94 J. Robinson, 97 D. Drozdov. **INACTIVE:** 12 S. Moore, 29 C. Dimry, 52 J. Mills, 61 B. Meeks, 81 B. Rose, 83 M. Bonner, 90 D. Williams, 95 A. Taylor.

FIELD GOALS (made () & missed)

J. Elam	(33)								
VISITOR	Denver Broncos								
HOME	Los Angeles Raiders	7	14	0	3				24
		14	7	14	7				42

Team	Qtr	Clock Time	SCORING PLAY								SCORE	
			Visitor	Home	Visitor	Home	Visitor	Home				
RAIDERS	1	9:17	E. Horton 9 yd. pass from J. Hostetler (J. Jaeger,kick) (7-80,3:18)								0	7
BRONCOS	1	6:12	S. Sharpe 23 yd. pass from J.Elway (J. Elam,kick) (7-65,3:05)								7	7
RAIDERS	1	2:25	T. Brown 65 yd. pass from J. Hostetler (J. Jaeger,kick) (6-78,3:47)								7	14
BRONCOS	2	10:06	R. Johnson 16 yd. pass from J. Elway (J. Elam,kick) (12-80,7:19)								14	14
RAIDERS	2	7:28	J. Jett 54 yd. pass from J. Hostetler (J. Jaeger,kick) (5-84,2:38)								14	21
BRONCOS	2	0:32	D. Russell 6 yd. pass from J.Elway (J. Elam,kick) (13-77,6:56)								21	21
RAIDERS	3	8:08	N. McCallum 26 yd. run (J. Jaeger,kick) (3-35,1:25)								21	28
RAIDERS	3	4:27	N. McCallum 2 yd. run (J. Jaeger, kick) (5-52,2:31)								21	35
BRONCOS	4	12:36	J. Elam 33 yd. Field Goal (8-63,2:32)								24	35
RAIDERS	4	6:43	N. McCallum 1 yd. run (J. Jaeger,kick) (10-76,5:53)								24	42

FINAL BRONCOS DEFENSIVE STATISTICS

(Based on unofficial press box totals)

Player	UT	A	TT	PD	FR	FF	S-Yds	I-Yds	Player	UT	A	TT	PD	FR	FF	S-Yds	I-Yds
D. Smith	6	1	7	0	0	0	0-0	0-0	S. Dronett	0	2	0	0	0	0	0-0	0-0
D. Wyman	5	2	7	0	0	0	0-0	0-0	L. Lang	2	0	2	0	0	0	0-0	0-0
K. Mecklenburg	4	2	6	0	0	0	0-0	0-0	W. Oshodin	2	0	2	0	0	0	0-0	0-0
S. Atwater	5	0	5	0	0	0	0-0	0-0	D. Hall	1	1	2	0	0	0	0-0	0-0
R. Bradford	4	0	4	0	0	0	0-0	0-0	G. Kragen	2	0	2	0	0	0	0-0	0-0
T. Braxton	3	0	3	0	0	0	0-0	0-0	E. Alexander	0	1	1	0	0	0	0-0	0-0
M. Croel	3	0	3	1	0	0	0-0	0-0	Team Totals	39	9	48	1	0	0	2-3	0-0
S. Fletcher	2	0	2	0	0	0	2-3	0-0									

FINAL INDIVIDUAL STATISTICS

Denver Broncos							Los Angeles Raiders								
RUSHING	ATT	YDS	AVG	LG	TD		RUSHING	ATT	YDS	AVG	LG	TD			
R. Delpino	9	32	3.6	16	0		N. McCallum	13	81	6.2	26	3			
J. Elway	5	23	4.6	6	0		T. Montgomery	15	50	3.3	15	0			
R. Rivers	1	2	2.0	2	0		J. Hostetler	4	5	1.3	4	0			
T. Maddox	1	1	1.0	1	0										
G. Milburn	2	-2	-1.0	1	0										
Total	18	56	3.1	16	0		Total	32	136	4.3	26	3			
PASSING	ATT	CMP	YDS	TKD/YD	TD	LG	IN	PASSING	ATT	CMP	YDS	TKD/YD	TD	LG	IN
J. Elway	47	29	302	1/5	3	25	1	Hostetler	19	13	294	2/3	3	65	0
T. Maddox	7	3	34	0/0	0	13	0								
Total	54	32	336	1/5	3	25	1	Total	19	13	294	2/3	3	65	0
RECEIVING	NO	YDS	LG	TD			RECEIVING	NO	YDS	LG	TD				
S. Sharpe	13	156	23	1			J. Jett	3	111	54	1				
A. Marshall	5	69	20	0			T. Brown	3	86	65	1				
G. Milburn	5	8	6	0			E. Horton	3	45	33	1				
D. Russell	2	31	25	1			T. Montgomery	3	29	18	0				
C. Tillman	2	25	16	0			A. Wright	1	23	23	0				
R. Johnson	2	19	16	1											
K. Taylor	1	13	13	0											
R. Rivers	1	8	8	0											
J. Evans	1	7	7	0											
Total	32	336	25	3			Total	13	294	65	3				
INTERCEPTIONS	NO	YDS	LG	TD			INTERCEPTIONS	NO	YDS	LG	TD				
	0	0	0	0			T. Dorn	1	1	1	0				
Total	0	0	0	0			Total	1	1	1	0				
PUNTING	NO	YDS	AVG	TB	IN20	LG	PUNTING	NO	YDS	AVG	TB	IN20	LG		
Rouen	4	135	33.8	1	0	45	J. Gossett	4	170	42.5	0	1	50		
Total	4	135	33.8	1	0	45	Total	4	170	42.5	0	1	50		
PUNT RETURNS	NO	FC	YDS	LG	TD		PUNT RETURNS	NO	FC	YDS	LG	TD			
G. Milburn	3	0	38	18	0		(DOWNED)	1	0	0	0	0			
(DOWNED)	1	0	0	0	0		(OUT OF BOUNDS)	2	0	0	0	0			
							(TOUCHBACK)	1	0	0	0	0			
Returns	3	0	38	18	0		Returns	0	0	0	0	0			
KICKOFF RETURNS	NO	FC	YDS	LG	TD		KICKOFF RETURNS	NO	FC	YDS	LG	TD			
G. Milburn	6	0	85	21	0		W. Gault	4	0	55	20	0			
(OUT OF BOUNDS)	1	0	0	0	0		(TOUCHBACK)	1	0	0	0	0			
Returns	6	0	85	21	0		Returns	4	0	55	20	0			
Denver Broncos	Own	Rec.	Yds	TD	FF	Opp. Rec.	Yds	TD	Bnds	Out					
FUMBLES	Fum	Rec.	Yds	TD	FF	Opp. Rec.	Yds	TD	Bnds	Out					
J. Elway	1	0	0	0	0	0	0	0	0	0					
K. Kartz	1	0	0	0	0	0	0	0	0	0					
T. Maddox	1	1	0	0	0	0	0	0	0	0					
Total	2	2	0	0	0	0	0	0	0	0					
L.A. Raiders	Own	Rec.	Yds	TD	FF	Opp. Rec.	Yds	TD	Bnds	Out					
FUMBLES	Fum	Rec.	Yds	TD	FF	Opp. Rec.	Yds	TD	Bnds	Out					
A. Smith	0	0	0	0	1	0	0	0	0	0					
Total	0	0	0	0	1	0	0	0	0	0					

FINAL TEAM STATISTICS

	VISITOR BRONCOS	HOME RAIDERS
TOTAL FIRST DOWNS	26	19
By Rushing	4	6
By Passing	18	10
By Penalty	4	3
THIRD DOWN EFFICIENCY	4-14-29%	5-9-56%
FOURTH DOWN EFFICIENCY	2-4-50%	0-0-0%
TOTAL NET YARDS	387	427
Total Offensive Plays (inc. times thrown passing)	73	53
Average gain per offensive play	5.3	8.1
NET YARDS RUSHING	56	136
Total Rushing Plays	18	32
Average gain per rushing play	3.1	4.3
NET YARDS PASSING	331	291
Times thrown - yards lost attempting to pass	1-5	2-3
Gross yards passing	336	294
PASS ATTEMPTS-COMPLETIONS-HAD INTERCEPTED	54-32-1	19-13-0
Average gain per pass play (inc. # thrown passing)	6.0	13.9
KICKOFFS Number-In End Zone-Touchbacks	5-1-1	7-0-0
PUNTS Number and Average	4-33.8	4-42.5
Had Blocked	0	0
FGs - PATS Had Blocked	0-0	0-0
TOTAL RETURN YARDAGE (Not Including Kickoffs)	38	1
No. and Yards Punt Returns	3-38	0-0
No. and Yards Kickoff Returns	6-85	4-55
No. and Yards Interception Returns	0-0	1-1
PENALTIES Number and Yards	10-97	17-130
FUMBLES Number and Lost	2-0	0

1991 AFC CHAMPIONSHIP GAME

BUFFALO 10, DENVER 7

Jan. 12, 1992 • Rich Stadium • Buffalo, N.Y.

Weather: Sunny, 42°, Wind SSW 15 mph • Attendance: 80,272 • Time: 2:59

The Broncos were denied their fifth AFC Championship, losing 10-7 to the Bills before 80,272 in Rich Stadium. Denver's defense shut down the high-powered Buffalo offense, limiting it to just 213 total yards and only 12 first downs, but the Broncos offense failed to capitalize on several first-half opportunities.

Buffalo punted on its first two drives after a total net of -2 yards, and had its third drive ended when nose tackle Greg Kragen tipped and then intercepted a pass on the Buffalo 29. But Denver could not take advantage as David Treadwell's 47-yard field goal attempt sailed wide right. The defense rose up again to thwart the Bills and the Broncos began their next drive on their own 24, but would later stall when Treadwell missed again, hitting the right upright from 42 yards out.

Once again the Bills punted after failing to get a first down, and a 10-yard punt return by Vance Johnson set Denver up on the 50. On first down, quarterback John Elway threw a middle screen to running back Steve Sewell, who gained 26 yards to the Buffalo 24. The Broncos could move no closer than the 20, and David Treadwell's 37-yard attempt hit the right upright, ending the last scoring threat of the first half. Through the first two quarters Denver outgained the Bills 123 yards to 58, had nine first downs to Buffalo's three, and had a time of possession of 20:19, but at halftime the score stood at 0-0.

The Bills' second drive of the third quarter began at their 20 and 11 plays later they faced a third-and-seven on Denver's 26. Kelly attempted to hit wide receiver James Lofton but cornerback Tyrone Braxton intercepted the ball and returned it to the Denver 19. On second-and-10 Elway attempted another middle screen to Sewell, but linebacker Carlton Bailey picked off the pass and ran 11 yards for a touchdown.

The Broncos' first possession of the fourth quarter began with Gary Kubiak at quarterback, replacing Elway, who left the game with an injured thigh muscle. Kubiak drove Denver from its 21 to the Buffalo 23, but the Broncos failed to convert a fourth-down attempt. The Bills then drove 50 yards in 9 plays to score on a 44-yard field goal by Scott Norwood. Now down 10-0, Kubiak engineered a frantic drive in which Denver covered 85 yards in 8 plays, and Kubiak scored a 3-yard quarterback draw to pull Denver within 3 points.

The ensuing onside kick was recovered by the Broncos' Steve Atwater, and Denver began its last chance drive on its 49 with 1:43 left on the clock and two time-outs. On first down, Kubiak hit Sewell for seven yards, but cornerback Kirby Jackson stripped the ball away and he recovered on the Buffalo 44. The Bronco defense forced the Bills to punt, but Denver could only reach the 50 as time ran out. Kubiak, playing his final game as a pro, outgained both Elway and Kelly, completing 11 of 12 passes for 136 yards.

OFFICIALS

Referee — Dale Hamer (104); Umpire — Al Conway (27); Line Judge — Bill Reynolds (53); Side Judge — Doug Toole (4); Head Linesman — Sid Semon (109); Back Judge — Al Jury (106); Field Judge — Don Hakes (96)

STARTING LINEUPS

Denver Broncos				Buffalo Bills			
Offense		Defense		Offense		Defense	
WR 83 M. Young	LE 91 W. Powers	WR 80 J. Lofton	LE 96 L. Seals				
LT 62 J. Davidson	NT 71 G. Kragen	LT 69 W. Wolford	NT 91 J. Wright				
LG 63 S. Farrell	RE 90 R. Holmes	LG 51 J. Richter	RE 78 B. Smith				
C 79 Da. Widell	LOLB 73 S. Fletcher	C 67 K. Hull	LOLB 97 C. Bennett				
RG 67 Do. Widell	LILB 56 M. Brooks	RG 59 M. Frerotte	LILB 58 S. Conlan				
RT 76 K. Lanier	RILB 77 K. Mecklenburg	RT 75 H. Ballard	RILB 54 C. Bailey				
WR 81 S. Sharpe	ROLB 51 M. Croel	TE 84 K. McKeller	ROLB 56 D. Talley				
WR 85 D. Russell	LCB 34 T. Braxton	WR 83 A. Reed	LCB 47 K. Jackson				
QB 7 J. Elway	RCB 24 W. Henderson	QB 12 J. Kelly	RCB 37 N. Odomes				
RB 28 G. Green	SS 49 D. Smith	RB 34 T. Thomas	SS 46 L. Smith				
WR 82 V. Johnson	FS 27 S. Atwater	WR 82 D. Beebe	FS 38 M. Kelso				

DENVER SUBSTITUTIONS: 2 M. Horan, 8 G. Kubiak, 9 D. Treadwell, 21 L. Lang, 22 A. Montgomery, 29 C. Dimry, 30 S. Sewell, 38 R. Rivers, 41 G. Lewis, 48 R. Robbins, 54 K. Traylor, 59 T. Lucas, 60 N. Subis, 68 C. Ker, 70 B. Sochia, 72 K. Kartz, 74 H. Salem, 80 M. Jackson, 84 R. Nattiel, 88 C. Kay, 96 K. Walker. **DID NOT PLAY:** 52 J. Mills, 89 R. Johnson. **INACTIVE:** 12 S. Moore, 26 B. Humphrey.

FIELD GOALS (made () & missed)

Player	Yards	Result
D. Treadwell	47	Missed
S. Norwood	44	Made

Team	Qtr	Elapsed Time	SCORING PLAY	SCORE Visitor	Home
BILLS	3	9:32	C. Bailey 11 yd. return (S. Norwood, kick) (0-11, 0:11)	0	7
BILLS	4	10:42	S. Norwood 44 yd. Field Goal (9-50, 3:57)	0	10
BRONCOS	4	13:17	G. Kubiak 3 yd. run (D. Treadwell, kick) (8-85, 2:35)	7	10

FINAL BRONCOS DEFENSIVE STATISTICS

(Based on unofficial press box totals)

Player	UT	A	TT	PD	FR	FF	S-Yds	I-Yds	Player	UT	A	TT	PD	FR	FF	S-Yds	I-Yds
S. Fletcher	6	1	7	0	0	0	1-8	0-0	T. Braxton	2	0	2	1	0	0	0-0	1-5
M. Brooks	5	2	7	0	0	0	0-0	0-0	C. Dimry	1	1	2	0	0	0	0-0	0-0
G. Kragen	6	0	6	2	0	0	0-0	1-0	B. Sochia	1	1	2	0	0	0	0-0	0-0
K. Mecklenburg	6	0	6	0	0	0	0-0	0-0	A. Montgomery	1	0	1	0	0	0	0-0	0-0
S. Atwater	4	2	6	1	0	0	0-0	0-0	R. Robbins	1	0	1	0	0	0	0-0	0-0
W. Powers	4	2	6	0	0	0	0-0	0-0	M. Croel	1	0	1	0	0	0	0-0	0-0
D. Smith	4	0	4	0	0	0	0-0	0-0	W. Henderson	0	0	0	1	0	0	0-0	0-0
R. Holmes	3	0	3	0	0	0	0-0	0-0	Team Totals	45	9	54	4	0	0	1-8	2-5

FINAL INDIVIDUAL STATISTICS

Denver Broncos							Buffalo Bills											
RUSHING	ATT	YDS	AVG	LG	TD		RUSHING	ATT	YDS	AVG	LG	TD						
G. Green	19	53	2.8	18	0		T. Thomas	26	72	2.8	9	0						
G. Kubiak	3	22	7.3	11	1		A. Reed	1	16	16.0	16	0						
J. Elway	4	10	2.5	7	0		J. Kelly	2	9	4.5	10	0						
S. Sewell	4	3	0.8	6	0		K. Davis	6	7	1.2	4	0						
V. Johnson	2	-7	-3.5	-1	0													
Total	32	81	2.5	18	1		Total	35	104	3.0	16	0						
PASSING	ATT	CMP	YDS	TKD/YD	TD	LG	IN	PASSING	ATT	CMP	YDS	TKD/YD	TD	LG	IN			
J. Elway	21	11	121	3/24	0	26	1	J. Kelly	25	13	117	1/8	0	25	2			
G. Kubiak	12	11	136	1/10	0	24	0											
Total	33	22	257	4/34	0	26	1	Total	25	13	117	1/8	0	25	2			
RECEIVING	NO	YDS	LG	TD			RECEIVING	NO	YDS	LG	TD							
V. Johnson	8	104	24	0			K. McKeller	3	39	25	0							
S. Sewell	7	78	26	0			T. Thomas	3	15	8	0							
S. Sharpe	3	40	15	0			A. Reed	2	19	10	0							
M. Young	3	25	10	0			K. Davis	2	13	9	0							
R. Nattiel	1	10	10	0			P. Metzelaars	1	14	14	0							
							J. Lofton	1	11	11	0							
							D. Beebe	1	6	6	0							
Total	22	257	26	0			Total	13	117	25	0							
INTERCEPTIONS	NO	YDS	LG	TD			INTERCEPTIONS	NO	YDS	LG	TD							
G. Kragen	1	0	0	0			C. Bailey	1	11	11	1							
T. Braxton	1	5	5	0														
Total	2	5	5	0			Total	1	11	11	1							
PUNTING	NO	YDS	AVG	TB	IN20	LG	PUNTING	NO	YDS	AVG	TB	IN20	LG					
Horan	6	262	43.7	1	4	76	C. Mohr	8	304	38.0	1	0	49					
Total	6	262	43.7	1	4	76	Total	8	304	38.0	1	0	49					
PUNT RETURNS	NO	FC	YDS	LG	TD		PUNT RETURNS	NO	FC	YDS	LG	TD						
V. Johnson	3	3	36	13	0		C. Hicks	0	1	0	0	0						
(DOWNED)	1	0	0	0	0		(OUT OF BOUNDS)	1	0	0	0	0						
(TOUCHBACK)	1	0	0	0	0		(DOWNED)	3	0	0	0	0						
							(TOUCHBACK)	1	0	0	0	0						
Returns	3	36	13	0			Returns	0	0	0	0	0						
KICKOFF RETURNS	NO	FC	YDS	LG	TD		KICKOFF RETURNS	NO	FC	YDS	LG	TD						
A. Montgomery	2	0	34	18	0		A. Edwards	1	0	24	24	0						
D. Russell	1	0	15	15	0													
Returns	3	49	18	0			Returns	1	24	24	0							
Denver Broncos	Own	Opp.	Out	Buffalo Bills	Own	Opp.	Out											
FUMBLES	Fum	Rec.	Yds	TD	FF	Rec.	Yds	TD	Bnds	Fum	Rec.	Yds	TD	FF	Rec.	Yds	TD	Bnds
J. Elway	1	1	-5	0	0	0	0	0	0	J. Elway	0	0	0	1	0	0	0	0
S. Sewell	2	1	0	0	0	0	0	0	0	L. Smith	0	0	0	1	0	0	0	0
V. Johnson	1	0	0	0	0	0	0	0	0	K. Jackson	0	0	0	1	1	0	0	0
Da. Widell	0	1	0	0	0	0	0	0	0									
Total	4	3	-5	0	0	0	0	0	0	Total	0	0	0	2	1	0	0	0

FINAL TEAM STATISTICS

	VISITOR BRONCOS	HOME BILLS
TOTAL FIRST DOWNS	20	12
By Rushing	6	5
By Passing	13	5
By Penalty	1	2
THIRD DOWN EFFICIENCY	3-14-21%	4-15-27%
FOURTH DOWN EFFICIENCY	0-1-0%	0-0-0%
TOTAL NET YARDS	304	213
Total Offensive Plays (inc. times thrown passing)	69	61
Average gain per offensive play	4.4	3.5
NET YARDS RUSHING	81	104
Total Rushing Plays	32	35
Average gain per rushing play	2.5	3.0
NET YARDS PASSING	223	109
Times thrown - yards lost attempting to pass	4-34	1-8
Gross yards passing	257	117
PASS ATTEMPTS-COMPLETIONS-HAD INTERCEPTED	33-22-1	25-13-2
Average gain per pass play (inc. # thrown passing)	6.0	4.2
KICKOFFS Number-In End Zone-Touchbacks	2-0-0	3-1-0
PUNTS Number and Average	6-43.7	8-38
Had Blocked	0	0
FGs - PATs Had Blocked	0-0	0-0
TOTAL RETURN YARDAGE (Not Including Kickoffs)	41	11
No. and Yards Punt Returns	3-36	0-0
No. and Yards Kickoff Returns	3-49	1-24
No. and Yards Interception Returns	2-5	1-11
PENALTIES Number and Yards	4-20	6-35
FUMBLES Number and Lost	4-1	0-0
TOUCHDOWNS	1	1
Rushing	1	0
Passing	0	0
Returns	0	1
EXTRA POINTS Made-Attempts	1-1	1-1
FIELD GOALS Made-Attempts	0-3	1-1
SAFETIES	0	0
FINAL SCORE	7	10
TIME OF POSSESSION	34:53	25:07

1991 AFC DIVISIONAL PLAYOFF GAME

DENVER 26, HOUSTON 24

Jan. 4, 1992 • Mile High Stadium • Denver

Weather: Sunny, 36°, Wind W 14 mph • Attendance: 75,301 • Time: 3:09

The Denver Broncos advanced to their fourth AFC Championship Game in six years after defeating Houston 26-24 before 75,301 in Mile High Stadium. David Treadwell's 28-yard field goal with 20 seconds remaining capped a 12-play, 78-yard drive in which the Broncos converted two fourth-down plays.

Houston quarterback Warren Moon drove his team 70 yards in four plays — highlighted by a 49-yard strike to Haywood Jeffires, who would also haul in the touchdown pass from 15 yards — to put Houston up 7-0 with only 1:46 gone in the game. After a Denver punt, Moon again drove his team down the field and threw his second touchdown pass, this one for 9 yards to wide receiver Drew Hill.

The Broncos started their next possession on their 35 and covered 65 yards in 8 plays to score on a 10-yard pass from quarterback John Elway to wide receiver Vance Johnson, but a fumbled snap on the conversion attempt left the score 14-6. On the sixth play of the ensuing Oilers' drive, Moon was intercepted by free safety Steve Atwater, but a roughing the passer call nullified the effort. Three plays later Houston scored on a 6-yard pass from Moon to wide receiver Curtis Duncan.

The next Oilers' possession ended when Atwater intercepted a pass and gave Denver the ball on its own 12 with 6:03 left in the half. In a drive that saw Elway complete all 6 passes for 64 yards, and Steve Sewell complete one to Johnson for 10, the Broncos covered 88 yards in 12 plays to score on a 1-yard run by running back Greg Lewis, cutting the Houston lead to 21-13. After a missed Houston field goal attempt, the Broncos drove from their 20 to Houston's 31 and David Treadwell nailed a 49-yard field goal, the longest in Denver post-season history. Now up by only five at 21-16, the Oilers reached the Broncos' 7 on their next drive, but had to settle for a 25-yard field goal.

Denver started on its 20 and 9 plays later faced a fourth-and-four from the Houston 41. Elway threw a short pass to wide receiver Michael Young, who broke two tackles and was finally brought down on Houston's 15, a gain of 26 yards. Three plays later Lewis bowled over from one for his second touchdown of the day, making the score 24-23 in favor of Houston. The Oilers' next drive stalled and Greg Montgomery punted to the Denver two. With 2:07 and no time outs remaining, Elway hit Young for a 22-yard gain on first down, but three plays later the Broncos had a fourth-and-six on the 28. Elway dropped back, then scrambled left upfield and ran out of bounds a yard past the first-down marker. Three straight incompletions again left Denver with a do-or-die fourth-down situation. Elway again dropped back and scrambled left, but as he headed upfield he tossed a pass to Johnson, who ran to the Houston 21 for a 44-yard gain, running back Steve Sewell ran for 10 yards on first down, and two plays later Treadwell came on for the winning kick.

OFFICIALS

Referee — Johnny Grier (23); Umpire — John Keck (67); Line Judge — Ron Blum (83); Side Judge — Don Carlson (39); Head Linesman — Dave Anderson (81); Back Judge — Roy Clymer (24); Field Judge — Ed Merrifield (76)

STARTING LINEUPS

Houston Oilers				Denver Broncos			
Offense		Defense		Offense		Defense	
WR 84 H. Jeffires	LE 95 W. Fuller	WR 83 M. Young	LDE 73 S. Fletcher	WR 85 D. Hill	LT 79 R. Childress	LT 62 J. Davidson	LDT 71 G. Kragen
WR 85 D. Hill	LT 79 R. Childress	LT 62 J. Davidson	LDT 71 G. Kragen	LG 63 S. Farrell	RT 97 L. Williams	RDT 77 K. Mecklenburg	RDE 51 M. Croel
LG 63 M. Munchak	RE 96 S. Jones	C 79 Da. Widell	RDE 51 M. Croel	C 74 B. Matthews	LLB 57 L. Lathon	RG 67 Do. Widell	MLB 56 M. Brooks
RG 66 D. Dawson	MLB 54 A. Smith	RT 76 K. Lanier	LCB 34 T. Braxton	RT 73 D. Williams	RLB 91 J. Meads	TE 88 C. Kay	RCB 29 C. Dimry
WR 81 E. Givins	LCB 28 C. Dishman	WR 85 D. Russell	CB 21 L. Lang	WR 80 C. Duncan	RCB 23 R. Johnson	CB 21 L. Lang	CB 21 L. Lang
WR 80 C. Duncan	RCB 23 R. Johnson	CB 21 L. Lang	CB 21 L. Lang	QB 1 W. Moon	SS 25 B. McDowell	S 48 R. Robbins	S 48 R. Robbins
QB 1 W. Moon	SS 25 B. McDowell	RB 28 G. Green	FS 27 S. Atwater	RB 44 L. White	FS 26 B. Orlando	RB 81 S. Sharpe	FS 27 S. Atwater

DENVER SUBSTITUTIONS: 2 M. Horan, 8 G. Kubiak, 9 D. Treadwell, 22 A. Montgomery, 30 S. Sewell, 38 R. Rivers, 41 G. Lewis, 52 J. Mills, 54 K. Taylor, 59 T. Lucas, 60 N. Subis, 68 C. Ker, 70 B. Sochia, 72 K. Kartz, 74 H. Salem, 82 V. Johnson, 84 R. Nattiel, 86 B. Johnson, 89 R. Johnson, 90 R. Holmes, 96 K. Walker. DID NOT PLAY: 24 W. Henderson, 91 W. Powers. INACTIVE: 12 S. Moore, 26 B. Humphrey.

FIELD GOALS (made () & missed)

Player	Attempts	Made	Missed
A. Del Greco	33WR (25)	1	2
D. Treadwell	(49) (28)	3	4
TOTAL		4	6

Team	Qtr	Elapsed Time	SCORING PLAY	SCORE			
				Visitor	Home	OT	TOTAL
OILERS	1	1:46	H. Jeffires 15 yd. pass from W. Moon (A. Del Greco, kick) (4-70, 1:46)	7	0		
OILERS	1	9:44	D. Hill 9 yd. pass from W. Moon (A. Del Greco, kick) (9-63, 5:39)	14	0		
BRONCOS	1	13:43	V. Johnson 10 yd. pass from J. Elway (No good, WL) (8-65, 3:59)	14	6		
OILERS	2	4:05	C. Duncan 6 yd. pass from W. Moon (A. Del Greco, kick) (8-80, 5:22)	21	6		
BRONCOS	2	14:21	G. Lewis 1 yd. run (D. Treadwell, kick) (12-88, 5:24)	21	13		
BRONCOS	3	13:02	D. Treadwell 49 yd. Field Goal (9-49, 3:11)	21	16		
OILERS	4	1:35	A. Del Greco 25 yd. Field Goal (7-67, 3:33)	24	16		
BRONCOS	4	8:07	G. Lewis 1 yd. run (D. Treadwell, kick) (12-80, 6:32)	24	23		
BRONCOS	4	14:44	D. Treadwell 28 yd. Field Goal (12-87, 1:51)	24	26		

FINAL BRONCOS DEFENSIVE STATISTICS

(Based on unofficial press box totals)

Player	UT	A	TT	PD	FR	FF	S-Yds	I-Yds	Player	UT	A	TT	PD	FR	FF	S-Yds	I-Yds
C. Dimry	9	0	9	1	0	0	0-0	0-0	K. Mecklenburg	2	0	2	0	0	0	0-0	0-0
M. Brooks	7	2	9	0	0	0	0-0	0-0	R. Robbins	2	0	2	0	0	0	0-0	0-0
S. Atwater	3	5	8	2	0	0	0-0	1-0	B. Sochia	1	1	2	0	0	0	0-0	0-0
L. Lang	3	2	5	0	0	0	0-0	0-0	R. Holmes	1	0	1	0	0	0	0-0	0-0
T. Braxton	2	3	5	0	0	0	0-0	0-0	A. Montgomery	1	0	1	0	0	0	0-0	0-0
S. Fletcher	3	1	4	0	0	0	0-0	0-0	M. Croel	0	0	0	0	0	0	0-0	0-0
D. Smith	2	2	4	0	0	0	0-0	0-0	Team Totals	38	18	56	4	0	0	0-0	1-0
G. Kragen	2	1	3	0	0	0	0-0	0-0									

FINAL INDIVIDUAL STATISTICS

Houston Oilers							Denver Broncos								
RUSHING	ATT	YDS	AVG	LG	TD		RUSHING	ATT	YDS	AVG	LG	TD			
L. White	17	79	4.6	10	0		G. Green	17	59	3.5	14	0			
W. Moon	2	18	9.0	15	0		S. Sewell	4	48	12.0	19	0			
Total	19	97	5.1	15	0		J. Elway	6	39	6.5	15	0			
							R. Rivers	1	3	3.0	3	0			
							G. Lewis	3	2	0.7	1	2			
Total	31	151	4.9	19	2										
PASSING	ATT	CMP	YDS	TKD/YD	TD	LG	IN	PASSING	ATT	CMP	YDS	TKD/YD	TD	LG	IN
W. Moon	36	27	325	0/0	3	49	1	J. Elway	33	19	257	0/0	1	44	1
Total	36	27	325	0/0	3	49	1	S. Sewell	1	1	10	0/0	0	10	0
								Total	34	20	267	0/0	1	44	1
RECEIVING	NO	YDS	LG	TD			RECEIVING	NO	YDS	LG	TD				
H. Jeffires	7	99	49	1			V. Johnson	5	78	44	1				
E. Givins	6	111	29	0			M. Young	4	85	32	0				
C. Duncan	6	40	11	1			S. Sewell	3	28	16	0				
L. White	5	35	10	0			S. Sharpe	3	20	7	0				
D. Hill	2	21	12	1			R. Nattiel	2	27	23	0				
T. Jones	1	19	19	0			D. Russell	1	20	20	0				
Total	27	325	49	3			C. Kay	1	8	8	0				
							G. Green	1	1	1	0				
Total	20	267	44	1											
INTERCEPTIONS	NO	YDS	LG	TD			INTERCEPTIONS	NO	YDS	LG	TD				
R. Johnson	1	25	25	0			S. Atwater	1	0	0	0				
Total	1	25	25	0			Total	1	0	0	0				
PUNTING	NO	YDS	AVG	TD	IN20	LG	PUNTING	NO	YDS	AVG	TD	IN20	LG		
G. Montgomery	1	44	44.0	0	1	44	M. Horan	2	81	40.5	0	0	43		
Total	1	44	44.0	0	1	44	Total	2	81	40.5	0	0	43		
PUNT RETURNS	NO	FC	YDS	LG	TD		PUNT RETURNS	NO	FC	YDS	LG	TD			
P. Coleman	0	1	0	0	0		(DOWNED)	1	0	0	0	0			
(OUT OF BOUNDS)	1	0	0	0	0		Returns	0	0	0	0	0			
Returns	0	0	0	0	0		KICKOFF RETURNS	NO	FC	YDS	LG	TD			
KICKOFF RETURNS	NO	FC	YDS	LG	TD		P. Coleman	3	0	36	15	0			
P. Coleman	3	0	36	15	0		A. Pinkett	3	0	46	22	0			
A. Pinkett	3	0	46	22	0		Returns	6	82	22	0				
Returns	6	82	22	0											

FINAL TEAM STATISTICS

	VISITOR OILERS	HOME BRONCOS
TOTAL FIRST DOWNS	23	28
By Rushing	7	13
By Passing	14	12
By Penalty	2	1
THIRD DOWN EFFICIENCY	5-8-63%	5-11-45%
FOURTH DOWN EFFICIENCY	0-0-0%	3-3-100%
TOTAL NET YARDS	422	418
Total Offensive Plays (inc. times thrown passing)	55	65
Average gain per offensive play	7.7	6.4
NET YARDS RUSHING	97	151
Total Rushing Plays	19	31
Average gain per rushing play	5.1	4.9
NET YARDS PASSING	325	267
Times thrown - yards lost attempting to pass	0-0	0-0
Gross yards passing	325	267
PASS ATTEMPTS-COMPLETIONS-HAD INTERCEPTED	36-27-1	34-20-1
Average gain per pass play (inc. # thrown passing)	9.0	7.9
KICKOFFS Number-In End Zone-Touchbacks	5-1-1	6-0-0
PUNTS Number and Average	1-44	2-40.5
Had Blocked	0	0
FGs - PATs Had Blocked	0-0	0-0
TOTAL RETURN YARDAGE (Not Including Kickoffs)	25	0
No. and Yards Punt Returns	0-0	0-0
No. and Yards Kickoff Returns	6-82	4-88
No. and Yards Interception Returns	1-25	1-0
PENALTIES Number and Yards	13-85	6-70
FUMBLES Number and Lost	0-0	3-0
TOUCHDOWNS	3	3
Rushing	0	2
Passing	3	1
Returns	0	0
EXTRA POINTS Made-Attempts	3-3	2-3
FIELD GOALS Made-Attempts	1-2	2-2
SAFETIES	0	0
FINAL SCORE	24	26
TIME OF POSSESSION	30:26	29:34

1989 AFC CHAMPIONSHIP GAME

DENVER 37, CLEVELAND 21

Jan. 14, 1990 • Mile High Stadium • Denver

Weather: Sunny, 53°, Wind W 10 mph • Attendance: 76,005 • Time: 3:28

The Denver Broncos won their third American Football Conference Championship in four years with a dynamic 37-21 victory over Cleveland before 76,005 fans in Mile High Stadium. Broncos quarterback John Elway threw for 385 yards and three touchdowns, running back Sammy Winder tied a Denver postseason record with two touchdowns, and strong safety Dennis Smith nabbed two of the Broncos' three interceptions. Denver had 497 yards of total offense to the Browns' 256 and had a time possession of 36:53.

The Broncos took the opening kickoff and drove to the Cleveland 1, but on third down, Elway's pitch to running back Bobby Humphrey was fumbled and the Browns' Andrew Stewart recovered on the 8. With 5 minutes left in the first quarter, Smith picked off a Bernie Kosar pass and returned it to the Cleveland 32. Denver moved to the Cleveland 12 but had to settle for a 29-yard field goal by David Treadwell.

Neither team mounted scoring drives until the Broncos took possession on their own 18 with 6:54 left in the half. On first down Elway hit wide receiver Mark Jackson for 12 yards, and three plays later he connected with wide receiver Michael Young for a 70-yard touchdown play. The Browns took the opening kickoff of the second half and drove 70 yards in 6 plays, scoring a 27-yard pass from Kosar to Brian Brennan. Denver roared right back on its next possession, going 80 yards in 6 plays and scoring on a 5-yard pass from Elway to tight end Orson Mobley. The key play on that drive was a 53-yard pass from Elway to Young. Cleveland was unable to move the ball and punted back to Denver. The Browns moved from their own 40, and buoyed by a 25-yard run by Elway, covered 60 yards in 6 plays and scored on a 7-yard run by Winder, making the score 24-7.

The Browns needed just 6 plays to go 72 yards and score on a 10-yard Kosar-to-Brennan pass, and two plays into Denver's next drive, Cleveland's Felix Wright recovered a Denver fumble and returned it to the Bronco 1. On second down Tim Manoa barreled over from the 2, cutting Denver's lead to 24-21 with one second left in the third quarter. The Broncos shut out the Browns in the final quarter while posting 13 points. Their initial drive of the quarter covered 80 yards in 6 plays and ended with a 39-yard touchdown pass from Elway to Winder. Denver's Kip Corrington intercepted Kosar to set the Broncos up on the Cleveland 39. Denver got as far as the Browns' 17 but had to settle for a 34-yard Treadwell field goal. Smith grabbed his second interception to end the Browns' next drive, leading to a 31-yard field goal.

OFFICIALS

Referee — Dick Hantak (105); Umpire — Art Demmas (78); Line Judge — Bill Reynolds (53); Side Judge — Nate Jones (97); Head Linesman — Dale Williams (8); Back Judge — Paul Baetz (22); Field Judge — Jack Vaughan (93)

STARTING LINEUPS

Cleveland Browns				Denver Broncos			
Offense		Defense		Offense		Defense	
WR 84	W. Slaughter	LDE 60	A. Baker	WR 82	V. Johnson	LE 92	A. Carreker
LT 74	P. Farren	LDT 78	C. Hairston	LT 60	G. Perry	NT 71	G. Kragen
LG 68	T. Banker	RDT 92	M. Perry	LG 66	J. Juriga	RE 90	R. Holmes
C 73	G. Rakoczy	RDE 97	R. Banks	C 72	K. Kariz	LOLB 56	M. Brooks
RG 66	T. Jones	LLB 57	C. Matthews	RG 67	D. Widell	LILB 55	R. Dennison
RT 63	C. Risien	MLB 59	M. Johnson	RT 76	K. Lanier	RILB 77	K. Mecklenburg
TE 82	O. Newsome	RLB 56	D. Grayson	TE 87	P. Kelly	ROLB 73	S. Fletcher
WR 88	R. Langhorne	LCB 31	F. Minnifield	WR 80	M. Jackson	LCB 34	T. Braxton
QB 19	B. Kosar	RCB 29	H. Dixon	QB 7	J. Elway	RCB 24	W. Henderson
RB 21	E. Metcalf	SS 22	F. Wright	FB 32	M. Bratton	SS 49	D. Smith
FB 34	K. Mack	FS 30	T. Gash	RB 26	B. Humphrey	FS 27	S. Atwater

DENVER SUBSTITUTIONS: 2 M. Horan, 8 G. Kubiak, 9 D. Treadwell, 23 S. Horan, 25 K. Corrington, 29 D. Carrington, 30 S. Sewell, 35 K. Bell, 36 M. Haynes, 48 R. Robbins, 51 M. Munford, 54 K. Bishop, 58 S. Curtis, 59 T. Lucas, 61 A. Townsend, 65 M. Smith, 68 B. Henke, 83 M. Young, 84 R. Nattiel, 88 C. Kay, 89 O. Mobley, 91 W. Powers, 97 B. Klosterman. **INACTIVE:** 40 J. Alexander, 57 M. Ruether.

FIELD GOALS (made (___) & missed)

D. Treadwell (29) 54B (34) (31)

VISITOR	Cleveland Browns	1	2	3	4	OT	TOTAL
HOME	Denver Broncos	0	0	21	0	—	21
		3	7	14	13	—	37

Team	Qtr	Elapsed Time	SCORING PLAY				SCORE	
			Visitor	Home	Visitor	Home		
BRONCOS	1	12:59	D. Treadwell 29 yd. Field Goal (5-20, 2:46)	0	3			
BRONCOS	2	9:03	M. Young 70 yd. pass from J. Elway (D. Treadwell, kick) (4-82, 0:57)	0	10			
BROWNS	3	3:19	B. Brennan 27 yd. pass from B. Kosar (M. Bahr, kick) (8-70, 3:19)	7	10			
BRONCOS	3	7:00	O. Mobley 5 yd. pass from J. Elway (D. Treadwell, kick) (6-80, 3:41)	7	17			
BRONCOS	3	10:41	S. Winder 7 yd. run (D. Treadwell, kick) (6-80, 2:41)	7	24			
BROWNS	3	12:48	B. Brennan 10 yd. pass from B. Kosar (M. Bahr, kick) (6-72, 2:07)	14	24			
BROWNS	3	14:59	T. Manoa 2 yd. run (M. Bahr, kick) (2-1, 1:12)	21	24			
BRONCOS	4	2:25	S. Winder 39 yd. pass from J. Elway (D. Treadwell, kick) (6-80, 2:26)	21	31			
BRONCOS	4	6:38	D. Treadwell 34 yd. Field Goal (7-22, 3:48)	21	34			
BRONCOS	4	13:00	D. Treadwell 31 yd. Field Goal (10-34, 6:50)	21	37			

FINAL BRONCOS DEFENSIVE STATISTICS

(Based on unofficial press box totals)

Player	UT	A	TT	PD	FR	FF	S-Yds	I-Yds	Player	UT	A	TT	PD	FR	FF	S-Yds	I-Yds
T. Braxton	6	1	7	2	0	0	0-0	0-0	M. Brooks	1	0	1	0	0	0	0-0	0-0
S. Fletcher	5	2	7	1	0	0	2-3	0-0	R. Holmes	1	0	1	2	0	0	0-0	0-0
K. Mecklenburg	3	1	4	0	0	0	0-0	0-0	M. Haynes	1	0	1	0	0	0	0-0	0-0
W. Henderson	3	0	3	0	0	0	0-0	0-0	K. Corrington	0	1	1	0	0	0	0-0	1-1
D. Smith	4	2	3	0	0	0	2-13	0-0	D. Carrington	0	0	0	0	0	0	0-0	0-0
S. Atwater	2	1	3	0	0	0	0-0	0-0	S. Curtis	0	0	0	0	0	0	0-0	0-0
A. Townsend	2	1	3	0	0	0	1-10	0-0	R. Dennison	0	0	0	0	0	0	0-0	0-0
G. Kragen	2	0	2	0	0	1	0-0	0-0	B. Henke	0	0	0	0	0	0	0-0	0-0
R. Robbins	2	0	2	0	0	0	0-0	0-0	B. Klosterman	0	0	0	0	0	0	0-0	0-0
M. Munford	2	0	2	0	0	0	0-0	0-0	T. Lucas	0	0	0	0	0	0	0-0	0-0
A. Carreker	2	0	2	1	0	0	1-7	0-0	Team Totals	35	7	42	6	0	1	4-20	3-13

FINAL INDIVIDUAL STATISTICS

Cleveland Browns							Denver Broncos							
RUSHING	ATT	YDS	AVG	LG	TD		RUSHING	ATT	YDS	AVG	LG	TD		
K. Mack	6	36	6.0	19	0		J. Elway	5	39	7.8	25	0		
B. Kosar	2	22	11.0	16	0		S. Winder	21	37	1.8	9	1		
T. Manoa	2	5	2.5	3	1		B. Humphrey	8	23	2.9	9	0		
E. Metcalf	3	4	1.3	2	0		S. Sewell	4	17	4.3	12	0		
R. Langhorne	1	-1	-1.0	-1	0		M. Bratton	1	4	4.0	4	0		
Total	14	66	4.7	19	1		Total	39	120	3.1	25	1		

Cleveland Browns							Denver Broncos								
PASSING	ATT	CMP	YDS	TKD/YD	TD	LG	IN	PASSING	ATT	CMP	YDS	TKD/YD	TD	LG	IN
B. Kosar	44	19	210	4/20	2	27t	3	J. Elway	36	20	385	1/8	3	70t	0
Total	44	19	210	4/20	2	27t	3	Total	36	20	385	1/8	3	70t	0

Cleveland Browns							Denver Broncos							
RECEIVING	NO	YDS	LG	TD			RECEIVING	NO	YDS	LG	TD			
R. Langhorne	5	78	27	0			V. Johnson	7	91	23	0			
B. Brennan	5	58	27t	2			S. Sewell	3	55	43	0			
W. Slaughter	3	36	16	0			M. Young	2	123	70t	1			
K. Mack	2	8	5	0			S. Winder	2	39	39t	1			
E. Metcalf	2	7	4	0			M. Jackson	2	25	13	0			
L. Tillman	1	15	15	0			O. Mobley	2	22	17	1			
T. Manoa	1	8	8	0			B. Humphrey	1	23	23	0			
Total	19	210	27t	2			Total	20	385	70t	3			

Cleveland Browns				Denver Broncos							
INTERCEPTIONS	NO	YDS	LG	TD			INTERCEPTIONS	NO	YDS	LG	TD
Total	0	0	0	0			Total	3	14	10	0

Cleveland Browns							Denver Broncos						
PUNTING	NO	YDS	AVG	TB	IN20	LG	PUNTING	NO	YDS	AVG	TB	IN20	LG
B. Wagner	8	338	42.3	1	1	52	M. Horan	5	232	46.4	2	1	61
Total	8	338	42.3	1	1	52	Total	5	232	46.4	2	1	61

Cleveland Browns							Denver Broncos						
PUNT RETURNS	NO	FC	YDS	LG	TD		PUNT RETURNS	NO	FC	YDS	LG	TD	
G. McNeil	1	1	7	7	0		V. Johnson	4	0	36	11	0	
Returns	1	1	7	7	0		Returns	4	0	36	11	0	

Cleveland Browns							Denver Broncos						
KICKOFF RETURNS	NO	FC	YDS	LG	TD		KICKOFF RETURNS	NO	FC	YDS	LG	TD	
E. Metcalf	6		118	28	0		Returns	0	0	0	0	0	
K. Jones	1		12	12	0		Total	2	0	-6	0	0	
Returns	7	0	130	28	0		Total	2	0	-6	0	0	

Cleveland Browns							Denver Broncos								
FUMBLES	Fum	Rec.	Yds	TD	FF	Rec.	Yds	TD	Bnds	Fumbles	Fum	Rec.	Yds	TD	Bnds
A. Stewart	0	0	0	0	0	1	0	0	0	J. Elway	1	0	-6	0	0
K. Mack	2	1	0	0	0	0	0	0	0	M. Bratton	1	0	0	0	0
B. Kosar	1	2	0	0	0	0	0	0	0	Total	2	0	-6	0	0
F. Wright	0	0	0	0	0	2	27	0	0						
Total	3	3	0	0	0	1	27	0	0						

FINAL TEAM STATISTICS

	VISITOR BROWNS	HOME BRONCOS
TOTAL FIRST DOWNS	14	22
By Rushing	3	6
By Passing	11	14
By Penalty	0	2
THIRD DOWN EFFICIENCY	3-13-23%	9-18-50%
FOURTH DOWN EFFICIENCY	0-1-0%	0-0-0%

TOTAL NET YARDS	256	497
Total Offensive Plays (inc. times thrown passing)	62	76
Average gain per offensive play	4.1	6.5

NET YARDS RUSHING	66	120
Total Rushing Plays	14	39
Average gain per rushing play	4.7	3.1

NET YARDS PASSING	190	377
Times thrown - yards lost attempting to pass	4-20	1-8
Gross yards passing	210	385

PASS ATTEMPTS-COMPLETIONS-HAD INTERCEPTED	44-19-3	36-20-0
Average gain per pass play (inc. # thrown passing)	4.0	10.2

KICKOFFS Number-In End Zone-Touchbacks	4-4-4	8-1-1
PUNTS Number and Average	8-42.3	5-46.4
Had Blocked	0	0
FGs - PATs Had Blocked	0-0	1-0

1989 AFC DIVISIONAL PLAYOFF GAME

DENVER 24, PITTSBURGH 23

Jan. 7, 1990 • Mile High Stadium • Denver

Weather: Sunny, 55°, Wind W 6 mph • Attendance: 75,868 • Time: 2:57

The Denver Broncos advanced to their third AFC Championship Game in four years with a come-from-behind 24-23 victory over the Steelers before 75,868 in Mile High Stadium. Although Pittsburgh held the upper hand in total yards (404 to 364) and time of possession (34:14 to 25:46) Denver was able to mount a late fourth quarter drive and score the winning touchdown with just 2:27 remaining.

The Steelers took the opening kickoff return and drove 65 yards in 13 plays, scoring on a 32-yard Gary Anderson field goal. Late in the opening quarter Pittsburgh took possession at its own 7-yard line, but after a 45-yard run by Merrill Hoge and a 33-yard Bubby Brister to Tim Worley pass play, Pittsburgh was knocking on the door and scored three plays later on a 7-yard run by Hoge to put Pittsburgh up 10-0.

The Broncos took their first possession of the second quarter and drove 75 yards in 12 plays to score on a 1-yard plunge by running back Mel Bratton on third-and-goal. The Steelers roared back, traveling 77 yards in 12 plays to score on a 9-yard pass from Brister to wide receiver Louis Lipps. The Broncos got the ball back on their own 33 with 20 seconds left in the half. On first down, quarterback John Elway and wide receiver Mark Jackson combined for 26 yards, and then Elway fired a 15-yard pass to wide receiver Ricky Nattiel, putting Denver at the Pittsburgh 26 with 2 seconds left. David Treadwell kicked a 43-yard field goal to put Denver within 17-10 at the half.

Early in the third quarter, Denver NT Greg Kragen forced a Tim Worley fumble and CB Tyrone Braxton recovered for the Broncos on the Steeler 37. On first down Elway hit wide receiver Vance Johnson for a touchdown, tying the score at 17. Pittsburgh's next two possessions ended in Anderson field goals and the Steelers held a 23-17 lead in the early stages of the fourth quarter. After an exchange of punts the Broncos took possession on their own 29 with 7:06 left in the game. After a first down penalty, making it first-and-19 from the 20, Elway hit Jackson for 18 yards. Elway then handed off to running back Bobby Humphrey, who pitched the ball back to Elway, and he threw a 36-yard strike to Johnson, giving Denver a first down on the Steeler 26. Humphrey ran on the next four plays, gaining 24 yards and taking the ball to the 2. On third-and-goal from the 1, Bratton scored again and Treadwell's extra point gave Denver its first lead of the game with 2:27 left. Pittsburgh got the ball on its own 20, but on third down Brister's signals were drowned out by the crowd and he mishandled the snap. Randy Robbins recovered for Denver on the Pittsburgh 18 and the Broncos were able to run out the clock.

OFFICIALS

Referee — Gene Barth (14); Umpire — Dave Hamilton (42); Line Judge — Ron Blum (83); Side Judge — Gene Austin (34); Head Linesman — Ron Phares (10); Back Judge — Louis Richard (68); Field Judge — Bobby Skelton (73)

STARTING LINEUPS

Pittsburgh Steelers				Denver Broncos			
Offense		Defense		Offense		Defense	
WR 87	W. Thompson	LE 93	K. Willis	WR 82	V. Johnson	LE 92	A. Carreker
LT 65	J. Jackson	NT 98	G. Williams	LT 60	G. Perry	NT 71	G. Kragen
LG 79	J. Reinstra	RE 78	T. Johnson	LG 66	J. Juriga	RE 90	R. Holmes
C 63	D. Dawson	LOLB 53	B. Hinkle	C 72	K. Kartz	LOLB 56	M. Brooks
RG 74	T. Long	LILB 50	D. Little	RG 67	D. Widell	LILB 51	M. Munford
RT 62	T. Ilkin	RILB 54	H. Nickerson	RT 76	K. Lanier	RILB 77	K. Mecklenburg
TE 84	M. Mularkey	ROLB 95	G. Lloyd	TE 89	O. Mobley	ROLB 73	S. Fletcher
WR 83	L. Lipps	LCB 49	D. Woodruff	WR 80	M. Jackson	LCB 34	T. Braxton
QB 6	B. Brister	RCB 26	R. Woodson	QB 7	J. Elway	RCB 24	W. Henderson
FB 33	M. Hoge	SS 37	C. Lake	FB 32	M. Bratton	SS 49	D. Smith
RB 38	T. Worley	FS 27	T. Everett	RB 26	B. Humphrey	FS 27	S. Atwater

DENVER SUBSTITUTIONS: 2 M. Horan, 8 G. Kubiak, 9 D. Treadwell, 23 S. Winder, 25 K. Corrington, 29 D. Carrington, 30 S. Sewell, 35 K. Bell, 36 M. Haynes, 48 R. Robbins, 54 K. Bishop, 55 R. Dennison, 58 S. Curtis, 59 T. Lucas, 61 A. Townsend, 65 M. Smith, 68 B. Henke, 83 M. Young, 84 R. Nattiel, 87 P. Kelly, 88 C. Kay, 91 W. Powers, 97 B. Klosterman. **INACTIVE:** 40 J. Alexander, 57 M. Ruether.

FIELD GOALS (made () & missed)

Player	Attempts	Made	Missed
G. Anderson	(32) (35) (32)		
		D. Treadwell (43)	
VISITOR	Pittsburgh Steelers	1	2
HOME	Denver Broncos	3	14
		0	10
		7	7
		—	23
		—	24

Team	Qtr	Elapsed Time	SCORING PLAY	SCORE	
				Visitor	Home
STEELERS	1	7:47	G. Anderson 32 yd. Field Goal (13-65, 7:47)	3	0
STEELERS	2	1:38	M. Hoge 7 yd. run (G. Anderson, kick) (5-93, 2:27)	10	0
BRONCOS	2	8:38	M. Bratton 1 yd. run (D. Treadwell, kick) (12-75, 7:00)	10	7
STEELERS	2	14:34	L. Lipps 9 yd. pass from B. Brister (G. Anderson, kick) (12-77, 5:56)	17	7
BRONCOS	2	15:00	D. Treadwell 43 yd. Field Goal (3-41, 0:26)	17	10
BRONCOS	3	1:58	V. Johnson 37 yd. pass from J. Elway (D. Treadwell, kick) (1-37, 0:07)	17	17
STEELERS	3	7:26	G. Anderson 35 yd. Field Goal (10-62, 5:28)	20	17
STEELERS	4	0:07	G. Anderson 32 yd. Field Goal (10-34, 5:54)	23	17
BRONCOS	4	12:33	M. Bratton 1 yd. run (D. Treadwell, kick) (9-71, 4:39)	23	24

FINAL BRONCOS DEFENSIVE STATISTICS

(Based on unofficial press box totals)

Player	UT	A	TT	PD	FR	FF	S-Yds	I-Yds	Player	UT	A	TT	PD	FR	FF	S-Yds	I-Yds
M. Brooks	6	3	9	0	0	0	0-0	0-0	M. Munford	1	1	2	0	0	0	0-0	0-0
G. Kragen	6	3	9	0	0	1	0-0	0-0	R. Robbins	1	0	1	0	1	0	0-0	0-0
S. Atwater	6	0	6	0	0	0	0-0	0-0	S. Fletcher	1	0	1	1	0	0	0-0	0-0
R. Holmes	5	0	5	0	0	0	0-0	0-0	D. Carrington	0	0	0	0	0	0	0-0	0-0
D. Smith	4	1	5	0	0	0	0-0	0-0	K. Corrington	0	0	0	0	0	0	0-0	0-0
K. Mecklenburg	4	0	4	0	0	0	0-0	0-0	T. Lucas	0	0	0	0	0	0	0-0	0-0
T. Braxton	3	0	3	0	1	0	0-0	0-0	B. Klosterman	0	0	0	0	0	0	0-0	0-0
R. Dennison	2	1	3	0	0	0	0-0	0-0	W. Powers	0	0	0	0	0	0	0-0	0-0
W. Henderson	2	0	2	0	0	0	0-0	0-0	Team Totals	45	9	54	1	2	1	0-0	0-0
A. Carreker	2	0	2	0	0	0	0-0	0-0									

FINAL INDIVIDUAL STATISTICS

Pittsburgh Steelers										Denver Broncos											
RUSHING	ATT	YDS	AVG	LG	TD						RUSHING	ATT	YDS	AVG	LG	TD					
M. Hoge	16	120	7.5	45	1						B. Humphrey	18	85	4.7	17	0					
T. Worley	13	50	3.8	19	0						J. Elway	7	44	6.3	32	0					
B. Brister	2	4	2.0	4	0						S. Sewell	1	6	6.0	6	0					
L. Lipps	1	1	1.0	1	0						M. Bratton	4	3	0.8	1	2					
											S. Winder	1	0	0.0	0	0					
Total	32	175	5.5	45	1						Total	31	138	4.5	32	2					
PASSING										PASSING											
B. Brister	ATT	CMP	YDS	YD	TD	LG	IN				J. Elway	ATT	CMP	YDS	YD	TD	LG	IN			
	29	19	229	0/0	1	33	0					20	12	239	1/13	1	51	1			
Total	29	19	229	0/0	1	33	0				Total	20	12	239	1/13	1	51	1			
RECEIVING										RECEIVING											
M. Hoge	NO	YDS	LG	TD						M. Jackson	NO	YDS	LG	TD							
	8	60	19	0							5	111	5	0							
L. Lipps	3	29	11	1						V. Johnson	3	85	37	1							
D. Stone	3	18	11	0						M. Young	2	22	12	0							
M. Mularkey	2	36	25	0						R. Nattiel	1	15	15	0							
T. Worley	1	33	33	0						B. Humphrey	1	6	6	0							
M. Stock	1	30	30	0																	
W. Thompson	1	23	23	0																	
Total	19	229	33	1						Total	12	239	51	1							
INTERCEPTIONS										INTERCEPTIONS											
T. Everett	NO	YDS	LG	TD						T. Everett	NO	YDS	LG	TD							
	1	26	26	0							0	0	0	0							
Total	1	26	26	0						Total	0	0	0	0							
PUNTING										PUNTING											
H. Newsome	NO	YDS	AVG	TB	IN20	LG				M. Horan	NO	YDS	AVG	TB	IN20	LG					
	2	86	43.0	0	0	50					3	133	44.3	1	2	55					
										J. Elway	1	17	17.0	0	1	17					
Total	2	86	43.0	0	0	50				Total	4	150	37.5	1	3	55					
PUNT RETURNS										PUNT RETURNS											
R. Woodson	NO	FC	YDS	LG	TD						V. Johnson	NO	FC	YDS	LG	TD					
	0	1	0	0	0							1	1	6	6	0					
Returns	0	1	0	0	0						Returns	1	1	6	6	0					
KICKOFF RETURNS										KICKOFF RETURNS											
R. Woodson	NO	FC	YDS	LG	TD						K. Bell	NO	FC	YDS	LG	TD					
	2		33	19	0							2		62	31	0					
											D. Carrington	2		51	27	0					
											M. Bratton	1		6	6	0					
Returns	2		33	19	0						Returns	5		119	31	0					
FUMBLES										FUMBLES											
Fum	Rec.	Yds	TD	FF	Rec.	Yds	TD	Out	Bnds	Denver Broncos	Fum	Rec.	Yds	TD	FF	Rec.	Yds	TD	Out	Bnds	
	1	0	0	0	0	0	0	0	0			0	0	0	0	0	1	5	0	0	
	1	0	-2	0	0	0	0	0	0			0	0	0	0	0	0	0	0	0	
Total	2	0	-2	0	0	0	0	0	0	0	Total	1	1	0	0	0	2	5	0	0	

FINAL TEAM STATISTICS

	VISITOR STEELERS	HOME BRONCOS
TOTAL FIRST DOWNS	19	19
By Rushing	7	8
By Passing	12	9
By Penalty	0	2
THIRD DOWN EFFICIENCY	9-15-60%	6-10-60%
FOURTH DOWN EFFICIENCY	0-0-0%	0-0-0%
TOTAL NET YARDS	404	364
Total Offensive Plays (inc. times thrown passing)	61	52
Average gain per offensive play	6.6	7.0
NET YARDS RUSHING	175	138
Total Rushing Plays	32	31
Average gain per rushing play	5.5	4.5
NET YARDS PASSING	229	226
Times thrown — yards lost attempting to pass	0-0	1-13
Gross yards passing	229	239
PASS ATTEMPTS-COMPLETIONS-HAD INTERCEPTED	29-19-0	20-12-1
Average gain per pass play (inc. # thrown passing)	7.9	10.8
KICKOFFS Number-In End Zone-Touchbacks	6-1-1	4-2-2
PUNTS Number and Average	2-43.0	4-37.5
Had Blocked	0	0
FGs — PATs Had Blocked	0-0	0-0
TOTAL RETURN YARDAGE (Not Including Kickoffs)	26	6
No. and Yards Punt Returns	0-0	1-6
No. and Yards Kickoff Returns	2-33	5-119
No. and Yards Interception Returns	1-26	0-0
PENALTIES Number and Yards	8-50	2-19
FUMBLES Number and Lost	2-2	1-0
TOUCHDOWNS	2	3
Rushing	1	2
Passing	1	1
Returns	0	0
EXTRA POINTS Made-Attempts	2-2	3-3
FIELD GOALS Made-Attempts	3-3	1-1
SAFETIES	0	0
FINAL SCORE	23	24
TIME OF POSSESSION	34:14	25:46

SUPER BOWL XXII

WASHINGTON 42, DENVER 10

Jan. 31, 1988 • Jack Murphy Stadium • San Diego, Calif.

Weather: Mostly Cloudy, 61°, Wind SW 5 mph • Attendance: 73,302 • Time: 3:40

The Washington Redskins scored 35 points in the second quarter to power their way to a 42-10 victory over the Broncos in Super Bowl XXII, played at San Diego Jack Murphy Stadium.

Super Bowl MVP Doug Williams of Washington completed 18 of 29 passes for 340 yards and four touchdowns, while rusher Timmy Smith gained 204 yards on 22 carries, scoring twice, and wide receiver Ricky Sanders caught 9 passes for 193 yards and two touchdowns.

Overall, the Redskins gained 602 yards of total offense to Denver's 327. The Broncos took the early lead on their first play from scrimmage, a 56-yard bomb from John Elway to Ricky Nattiel, coming with 1:57 gone in the game. Denver's next possession stalled at the Redskins' 7-yard line, as Rich Karlis put the Broncos up 10-0 with a 24-yard field goal.

In the second quarter, however, Denver's dreams of a World Championship were blown apart by the Redskins. On Washington's first play of the quarter, Williams and Sanders combined for an 80-yard touchdown to bring the score to 10-7. The Redskins took the lead for good on the fifth play of their next possession when Williams hit Gary Clark for 27 yards and a score.

Denver got as far as the Washington 26 on its next drive, but Karlis' 43-yard field goal attempt sailed wide left. Two plays later Timmy Smith scored on a 58-yard run to increase the Washington lead to 21-10. The Redskins' next possession ended with a 50-yard Williams-to-Sanders TD pass, and minutes later, Williams and Clint Didier combined for a 7-yard touchdown pass to give the Washington Redskins a 35-10 lead at halftime.

The Broncos could move only as far as the Redskins' 48-yard line in the second half, while Washington closed out the scoring late in the game on a 4-yard run by Smith.

OFFICIALS

Referee — Bob McElwee (95); Umpire — Al Conway (27); Line Judge — Jack Fette (39); Side Judge — Don Wedge (28); Head Linesman — Dale Hamer (104); Back Judge — Al Jury (106); Field Judge — Johnny Grier (23)

STARTING LINEUPS

Washington Redskins				Denver Broncos			
Offense		Defense		Offense		Defense	
WR 87	G. Clark	LE 71	C. Mann	WR 80	M. Jackson	LE 61	A. Townsend
LT 66	J. Jacoby	LT 65	D. Butz	LT 70	D. Studdard	NT 71	G. Kragen
LG 63	R. McKenzie	RT 77	D. Grant	LG 54	K. Bishop	RE 75	R. Jones
C 53	J. Bostic	RE 72	D. Manley	C 62	M. Freeman	LOLB 73	S. Fletcher
RG 69	R. C. Theilemann	LLB 55	M. Kauffman	RG 79	S. Humphries	LILB 77	K. Mecklenburg
RT 73	M. May	MLB 52	N. Olkewicz	RT 76	K. Lanier	RILB 98	R. Hunley
TE 86	C. Didier	RLB 51	M. Coleman	TE 88	C. Elway	ROLB 50	J. Ryan
DE 85	D. Warren	LCB 28	D. Green	QB 7	J. Elway	LCB 36	M. Haynes
QB 17	D. Williams	RCB 23	T. Bowles	RB 23	S. Winder	RCB 45	S. Wilson
RB 38	T. Smith	SS 45	B. Wilburn	RB 33	G. Lang	SS 31	D. Smith
WR 83	R. Sanders	FS 40	A. Walton	WR 84	R. Nattiel	FS 22	T. Lilly

DENVER SUBSTITUTIONS: 2 M. Horan, 3 R. Karlis, 8 G. Kubiak, 24 T. Clark, 28 J. Castille, 30 S. Sewell, 34 T. Braxton, 35 K. Bell, 38 B. Plummer, 46 B. Micho, 48 R. Robbins, 55 R. Dennison, 56 M. Brooks, 59 T. Lucas, 65 W. Bowyer, 72 K. Kartz, 81 S. Watson, 82 V. Johnson, 89 O. Mobley, 90 F. Gilbert, 97 B. Klosterman, **DID NOT PLAY:** 68 L. Lee.

FIELD GOALS (made () & missed)

A. Haji-Sheikh	46 hit upright	R. Karlis	(24)	43W/L	
VISITOR	Washington Redskins	0	2	3	4
HOME	Denver Broncos	10	0	0	0
		OT	—	—	TOTAL
					42
					10

Team	Qtr	Elapsed Time	SCORING PLAY	SCORE	
				Visitor	Home
BRONCOS	1	1:57	R. Nattiel 56 yd. pass from J. Elway (R. Karlis, kick) (1-56, 0:08)	0	7
BRONCOS	1	5:51	R. Karlis 24 yd. Field Goal (7-61, 2:05)	0	10
REDSKINS	2	0:53	R. Sanders 80 yd. pass from D. Williams (A. Haji-Sheikh, kick) (1-80, 0:10)	7	10
REDSKINS	2	4:45	G. Clark 27 yd. pass from D. Williams (A. Haji-Sheikh, kick) (5-64, 2:44)	14	10
REDSKINS	2	8:33	T. Smith 58 yd. run (A. Haji-Sheikh, kick) (2-74, 0:51)	21	10
REDSKINS	2	11:18	R. Sanders 50 yd. pass from D. Williams (A. Haji-Sheikh, kick) (3-60, 0:52)	28	10
REDSKINS	2	13:56	C. Didier 8 yd. pass from D. Williams (A. Haji-Sheikh, kick) (7-79, 1:10)	35	10
REDSKINS	4	1:51	T. Smith 4 yd. run (A. Haji-Sheikh, kick) (4-68, 2:03)	42	10

FINAL BRONCOS DEFENSIVE STATISTICS

(Based on unofficial press box totals)

Player	UT	A	TT	PD	FR	FF	S-Yds	I-Yds	Player	UT	A	TT	PD	FR	FF	S-Yds	I-Yds
D. Smith	7	2	9	0	0	0	0-0	0-0	J. Ryan	3	0	3	0	0	0	0-0	0-0
K. Mecklenburg	7	0	7	0	0	0	1-8	0-0	A. Townsend	3	0	3	1	0	0	0-0	0-0
S. Fletcher	6	0	6	0	0	0	0-0	0-0	G. Kragen	2	0	2	0	0	0	0-0	0-0
F. Gilbert	4	1	5	0	0	0	0-0	0-0	J. Castille	1	0	1	0	0	0	0-0	1-0
R. Jones	4	0	4	0	0	0	1-10	0-0	R. Dennison	1	0	1	0	0	0	0-0	0-0
T. Lilly	4	0	4	0	0	0	0-0	0-0	R. Hunley	1	0	1	0	0	0	0-0	0-0
S. Wilson	4	0	4	0	0	0	0-0	0-0	R. Robbins	1	0	1	1	0	0	0-0	0-0
M. Haynes	3	0	3	0	0	0	0-0	0-0									

FINAL INDIVIDUAL STATISTICS

Washington Redskins										Denver Broncos													
RUSHING		ATT	YDS	AVG	LG	TD					RECEIVING		ATT	YDS	AVG	LG	TD						
T. Smith		22	204	9.3	58t	2					G. Lang		5	38	7.6	13	0						
K. Bryant		8	38	4.8	15	0					J. Elway		3	32	10.7	21	0						
G. Clark		1	25	25.0	25	0					S. Winder		8	30	3.8	13	0						
G. Rogers		5	17	3.4	5	0					S. Sewell		1	-3	-3.0	0	0						
K. Griffin		1	2	2.0	2	0																	
D. Williams		2	-2	-1.0	0	0																	
R. Sanders		1	-4	-4.0	-4	0																	
Total		40	280	7.0	58t	2					Total		17	97	5.7	21	0						
PASSING		ATT	CMP	YDS	TD	LG	IN					RECEIVING		NO	YDS	LG	TD						
D. Williams		29	18	340	1/10	4	80t	1					M. Jackson		4	76	32	0					
J. Schroeder		1	0	0	1/8	0	0	0					S. Sewell		4	41	18	0					
Total		30	18	340	2/18	4	80t	1					R. Nattiel		2	69	56t	1					
													C. Kay		2	38	27	0					
													M. Bryant		1	26	26	0					
													J. Elway		1	23	23	0					
													G. Lang		1	7	7	0					
Total		18	340	80t	4					Total		15	280	56t	1								
INTERCEPTIONS		NO	YDS	LG	TD					RECEIVING		NO	YDS	LG	TD								
B. Wilburn		2	11	11	0					R. Sanders		9	193	80t	2								
B. Davis		1	0	0	0					G. Clark		3	55	27t	1								
Total		3	11	11	0					D. Warren		2	15	9	0								
										A. Monk		1	40	40	0								
										K. Bryant		1	20	20	0								
										T. Smith		1	9	9	0								
										C. Didier		1	8	8t	1								
Total		3	11	11	0					Total		18	340	80t	4								
PUNTING		NO	YDS	AVG	TB	IN20	LG					INTERCEPTIONS		NO	YDS	LG	TD						
S. Cox		4	150	37.5	0	0	42					B. Wilburn		2	11	11	0						
Total		4	150	37.5	0	0	42					B. Davis		1	0	0	0						
												Total		1	0	0	0						
PUNT RETURNS		NO	FC	YDS	LG	TD					PUNTING		NO	YDS	AVG	TB	IN20	LG					
D. Green		1	1	0	0	0					M. Horan		7	253	36.1	1	1	43					
D. Yarber		0	1	0	0	0					Total		7	253	36.1	1	1	43					
Returns		1	0	0	0	0																	
KICKOFF RETURNS		NO	FC	YDS	LG	TD					PUNT RETURNS		NO	FC	YDS	LG	TD						
K. Bell		5	5	88	21	0					K. Clark		2	0	18	9	0						
Returns		5	5	88	21	0					Returns		2	18	9	0							
FUMBLES		Fum	Rec.	Yds	TD	Opp.	Rec.	Yds	TD	Opp.	Rec.	Yds	TD	Opp.	Rec.	Yds	TD	Opp.	Rec.	Yds	TD	Opp.	
R. Caldwell		0	1	0	0	0	0	0	0	0	0	0	0	0	0	0	0	0	0	0	0	0	0
R. Sanders		1	0	0	0	0	0	0	0	0	0	0	0	0	0	0	0	0	0	0	0	0	0
Total		1	1	0	0	0	0	0	0	0	0	0	0	0	0	0	0	0	0	0	0	0	0

FINAL TEAM STATISTICS

	VISITOR REDSKINS	HOME BRONCOS
TOTAL FIRST DOWNS	25	18
By Rushing	13	6
By Passing	11	10
By Penalty	1	2
THIRD DOWN EFFICIENCY	9-15-60%	2-12-16%
FOURTH DOWN EFFICIENCY	0-0-0%	0-0-0%
TOTAL NET YARDS	602	327
Total Offensive Plays (inc. times thrown passing)	72	61
Average gain per offensive play	8.4	5.4
NET YARDS RUSHING	280	97
Total Rushing Plays	40	17
Average gain per rushing play	7.0	5.7
NET YARDS PASSING	322	230
Times thrown - yards lost attempting to pass	2-18	5-50
Gross yards passing	340	280
PASS ATTEMPTS-COMPLETIONS-HAD INTERCEPTED	30-18-1	39-15-3
Average gain per pass play (inc. # thrown passing)	10.1	5.2
PUNTS Number and Average	4-37.5	7-36.1
Had Blocked	0	0
FGs - PATs Had Blocked	0-0	0-0
TOTAL RETURN YARDAGE (Not Including Kickoffs)	11	18
No. and Yards Punt Returns	1-0	2-18
No. and Yards Kickoff Returns	3-46	5-88
No. and Yards Interception Returns	3-11	1-0

1987 AFC CHAMPIONSHIP GAME

DENVER 38, CLEVELAND 33

Jan. 17, 1988 • Mile High Stadium • Denver

Weather: Mostly Sunny, 44°, Wind NE 8 mph • Attendance: 75,993 • Time: 3:37

Denver's Jeremiah Castille recovered a Cleveland fumble on the Denver 3-yard line with just over a minute left in the game, halting a desperate drive by the Browns and preserving a victory for Denver. With the win, Denver became the first AFC Champion since the Pittsburgh Steelers in 1978-79 to win the conference in consecutive seasons.

The Broncos were presented with the game's first scoring opportunity when Freddie Gilbert caught a deflected Bernie Kosar pass on the contest's third play. Denver took 4 plays to go 18 yards, scoring on an 8-yard pass from John Elway to Ricky Nattiel. The Browns' next drive reached the Bronco 45 before Kevin Mack fumbled, and it was recovered by Steve Wilson on the Denver 40. Two plays later Gene Lang took off on a 42-yard run that would stand for nine years as the longest in postseason history for Denver, taking the ball to the Cleveland 11. Six plays later, on third-and-goal from the 3, Elway's threw incomplete into the end zone, but Cleveland was penalized for holding, giving the Broncos new life at the Browns' 1. Steve Sewell scored on first down to give Denver a 14-0 lead with 11 minutes gone in the first quarter.

The Browns took thirteen plays to move 64-yards for their first points of the game, scoring on a 24-yard Matt Bahr field goal. Elway responded by moving the Broncos 80 yards in 11 plays, capped by a 1-yard Gene Lang touchdown run to up Denver's lead to 21-3. Both teams missed field goals in the latter part of the first half, and the Broncos took their 18-point lead into the dressing room at halftime.

After Elway was intercepted by Felix Wright four plays into the second half, Cleveland needed just three plays to go 35 yards and score on an 18-yard pass from Bernie Kosar to Reggie Langhorne. The Browns answered four plays into their next drive, when on third-and-10 from the Denver 20, Elway scrambled right and threw to Mark Jackson, who caught the ball at the Bronco 25, evaded two tackles and sprinted for a touchdown to complete an 80-yard scoring play and give the Broncos a 28-10 lead. Kosar and the Browns roared right back, moving 80 yards in 5 plays to score on a 32-yard Kosar-to-Earnest Byner pass.

After a Bronco punt, Cleveland engineered another scoring drive, going 42 yards in 4 plays and scoring on a 4-yard run by Byner to narrow the Bronco lead to 28-24. Just before the end of the third period, Rich Karlis capped off a Denver possession with a 38-yard field goal. The Browns, however, moved 86 yards in 9 plays to tie the score at 31-31 on a 4-yard pass from Kosar to Webster Slaughter. After an exchange of punts, Denver began a drive at their own 25 with 5:14 left in the game. A pair of 26-yard pass plays to Ricky Nattiel put Denver at the Cleveland 20, setting up a 23-yard Elway-Sammy Winder pass play for a touchdown to put the Broncos up 38-31 with just over 4 minutes left. Kosar and the Browns advanced to the Denver 8-yard line with 1:12 remaining, when Byner ran to the 3, but had the ball stripped by Castille, who recovered for the Broncos. Denver was forced into a fourth down situation with 13 seconds left, and punter Mike Horan carried the ball out of the back of the end zone for a safety, making the score 38-33 in Denver's favor. After the ensuing free kick, Cleveland attempted one pass before time ran out.

OFFICIALS

Referee — Jim Tunney (32); Umpire — Ben Montgomery (117); Line Judge — Ron Blum (83); Side Judge — Bill Quinby (58);

Head Linesman — Sid Semon (109); Back Judge — Roy Clymer (24); Field Judge — Dick Dolack (31)

STARTING LINEUPS

Cleveland Browns				Denver Broncos			
Offense		Defense		Offense		Defense	
WR 88	R. Langhorne	LE 91	S. Clancy	WR 84	R. Nattiel	LE 61	A. Townsend
LT 74	P. Farron	NT 72	D. Puzozoli	LT 70	D. Studdard	NT 71	G. Kragen
LG 73	G. Rakoczy	RE 78	C. Hairston	LG 54	K. Bishop	RE 75	R. Jones
C 61	M. Baab	LOLB 50	L. Sanford	C 62	M. Freeman	LOLB 73	S. Fletcher
RG 69	D. Fike	LILB 51	E. Johnson	RG 79	S. Humphries	LILB 77	K. Mecklenburg
RT 63	C. Risien	RILB 59	M. Johnson	RT 76	K. Lanier	RILB 98	R. Hunley
TE 82	O. Newsome	ROLB 57	C. Matthews	TE 88	C. Kay	ROLB 50	J. Ryan
WR 84	W. Slaughter	LCB 31	F. Minnifield	WR 80	M. Jackson	LCB 38	M. Haynes
QB 19	B. Kosar	RCB 29	H. Dixon	QB 7	J. Elway	FS 22	T. Lilly
RB 81	D. Tennell	SS 24	R. Ellis	HB 23	S. Winder	SS 49	D. Smith
FB 34	K. Mack	FS 22	F. Wright	FB 33	G. Lang	RCB 45	S. Wilson

DENVER SUBSTITUTIONS: 2 M. Horan, 3 R. Karlis, 8 G. Kubiak, 24 T. Boddie, 27 K. Clark, 28 J. Castille, 30 S. Sewell, 34 T. Braxton, 35 K. Bell, 38 B. Plummer, 46 B. Micho, 55 R. Dennison, 56 M. Brooks, 59 T. Lucas, 65 W. Bowyer, 72 K. Kartz, 81 S. Watson, 86 M. Andrews, 89 O. Mobley, 90 F. Gilbert, 95 S. Byner, 97 B. Klosterman. DID NOT PLAY: 68 L. Lee.

FIELD GOALS (made (___) & missed)

Player	Yards	Result
M. Bahr	(24) 45WR	Missed
R. Karlis	50WL (38)	Made

Team	Qtr	Elapsed Time	SCORING PLAY	Score
BRONCOS	1	3:38	R. Nattiel 8 yd. pass from J. Elway (R. Karlis, kick) (4-18, 2:05)	0 7
BRONCOS	1	11:06	S. Sewell 1 yd. run (R. Karlis, kick) (8-60, 3:47)	0 14
BROWNS	2	1:41	M. Bahr 24 y d. Field Goal (13-64, 5:35)	3 14
BRONCOS	2	6:59	G. Lang 1 yd. run (R. Karlis, kick) (11-80, 5:18)	3 21
BRONCOS	3	3:44	R. Langhorne 18 yd. pass from B. Kosar (M. Bahr, kick) (3-35, 1:30)	10 21
BRONCOS	3	5:03	M. Jackson 80 yd. pass from J. Elway (R. Karlis, kick) (3-80, 1:19)	10 28
BROWNS	3	8:10	E. Byner 32 yd. pass from B. Kosar (M. Bahr, kick) (5-80, 3:07)	17 28
BROWNS	3	11:15	E. Byner 4 yd. run (M. Bahr, kick) (4-42, 1:58)	24 28
BRONCOS	3	14:50	R. Karlis 38 yd. Field Goal (9-59, 3:35)	24 31
BROWNS	4	4:12	W. Slaughter 4 yd. pass from B. Kosar (M. Bahr, kick) (9-86, 4:22)	31 31
BRONCOS	4	10:59	S. Winder 20 yd. pass from J. Elway (R. Karlis, kick) (5-75, 1:13)	31 38
BROWNS	4	14:52	Safety — M. Horan runs out of end zone (Minnifield)	31 38

BRONCOS DEFENSIVE LEADERS

(Based on unofficial press box totals)

Player	UT	A	TT	PD	FR	FF	S-Yds	I-Yds	Player	UT	A	TT	PD	FR	FF	S-Yds	I-Yds
T. Lilly	10	1	11	1	0	1	0-0	0-0	M. Haynes	4	0	4	2	0	0	0-0	0-0
J. Ryan	4	4	8	0	0	0	0-0	0-0	K. Mecklenburg	3	1	4	0	0	0	0-0	0-0
R. Hunley	5	1	6	0	0	0	0-0	0-0	T. Boddie	3	0	3	0	0	0	0-0	0-0
S. Fletcher	5	0	5	1	0	0	1-9	0-0	R. Dennison	3	0	3	0	0	0	0-0	0-0
A. Townsend	3	2	5	1	0	0	0-0	0-0	Team Totals	54	11	65	6	2	2	2-20	1-0

FINAL INDIVIDUAL STATISTICS

Cleveland Browns							Denver Broncos									
RUSHING	ATT	YDS	AVG	LG	TD		RUSHING	ATT	YDS	AVG	LG	TD				
E. Byner	15	67	4.5	16	1		S. Winder	20	72	3.6	10	0				
K. Mack	12	61	5.1	14	0		G. Lang	5	51	10.2	42	1				
Total	27	128	4.7	16	1		J. Elway	11	36	3.3	11	0				
							T. Boddie	1	8	8.0	8	0				
							S. Sewell	1	1	1.0	1	1				
							M. Horan	1	-12	-12.0	-12	0				
Total	39	156	4.0	42	2		Total	39	156	4.0	42	2				
PASSING	ATT	CMP	TKD/YDS	YD	TD	LG	IN	PASSING	ATT	CMP	YDS	YD	TD	LG	IN	
B. Kosar	41	26	356	2/20	3	53	1	J. Elway	26	14	281	2/25	3	80t	1	
Total	41	26	356	2/20	3	53	1	Total	26	14	281	2/25	3	80t	1	
RECEIVING	NO	YDS	LG	TD				RECEIVING	NO	YDS	LG	TD				
E. Byner	7	120	53	1				R. Nattiel	5	95	26	1				
W. Slaughter	4	53	24	1				M. Jackson	4	134	80t	1				
B. Brennan	4	48	19	0				S. Winder	3	34	20t	1				
K. Mack	4	28	9	0				S. Sewell	1	10	10	0				
O. Newsome	3	35	25	0				O. Mobley	1	8	8	0				
R. Langhorne	2	48	30	1				Total	14	281	80t	3				
C. Weathers	1	19	19	0				INTERCEPTIONS	NO	YDS	LG	TD				
D. Tennell	1	5	5	0				F. Gilbert	1	0	0	0				
Total	26	356	53	3				Total	1	0	0	0				
INTERCEPTIONS	NO	YDS	LG	TD				PUNTING	NO	YDS	AVG	TB	IN20	LG		
F. Wright	1	13	13	0				M. Horan	2	83	41.5	0	0	44		
Total	1	13	13	0				J. Elway	1	18	18.0	0	0	18		
PUNTING	NO	YDS	AVG	TB	IN20	LG		Total	3	101	33.7	0	0	44		
L. Johnson	2	96	48.0	0	0	59		PUNT RETURNS	NO	FC	YDS	LG	TD			
Total	2	96	48.0	0	0	59		K. Clark	2	0	13	10	0			
PUNT RETURNS	NO	FC	YDS	LG	TD			Returns	2	13	10	0				
G. McNeil	2	0	24	17	0			KICKOFF RETURNS	NO	FC	YDS	LG	TD			
Returns	2	24	17	0				K. Bell	3	43	23	0				
KICKOFF RETURNS	NO	FC	YDS	LG	TD			Returns	3	43	23	0				
K. McNeil	5	0	94	28	0			Cleveland Browns	Fum	Rec.	Yds	TD	Opp. Rec.	Yds	TD	Bnds
Returns	5	94	28	0				K. Mack	1	0	0	0	0	0	0	0
Denver Broncos	Fum	Rec.	Yds	TD	Opp. Rec.	Yds	TD	B. Brennan	1	0	0	0	0	0	0	0
S. Wilson	0	0	0	0	0	0	0	E. Byner	1	0	0	0	0	0	0	0
J. Elway	1	1	-2	0	0	0	0	Total	3	1	0	0	0	0	0	0
R. Robbins	0	0	0	0	0	0	0	Denver Broncos	Fum	Rec.	Yds	TD	Opp. Rec.	Yds	TD	Bnds
K. Bell	1	0	0	0	0	0	0	S. Wilson	0	0	0	0	1	0	0	0
J. Castille	0	0	0	0	0	1	0	J. Elway	1	1	-2	0	0	0	0	0
Total	2	1	-2	0	0	3	0	R. Robbins	0	0	0	0	0	0	0	0
								K. Bell	1	0	0	0	0	0	0	1
								J. Castille	0	0	0	0	1	0	0	0

FINAL TEAM STATISTICS

	VISITOR BROWNS	HOME BRONCOS
TOTAL FIRST DOWNS	25	24
By Rushing	8	10
By Passing	15	11
By Penalty	2	3
THIRD DOWN EFFICIENCY	8-14-57%	7-14-50%
FOURTH DOWN EFFICIENCY	1-1-100%	0-1-0%
TOTAL NET YARDS	464	412
Total Offensive Plays (inc. times thrown passing)	70	67
Average gain per offensive play	6.6	6.1
NET YARDS RUSHING	128	156
Total Rushing Plays	27	39
Average gain per rushing play	4.7	4.0
NET YARDS PASSING	336	256
Times thrown — yards lost attempting to pass	2-20	2-25
Gross yards passing	346	281
PASS ATTEMPTS-COMPLETIONS-HAD INTERCEPTED	41-26-1	26-14-1
Average gain per pass play (inc. # thrown passing)	7.8	9.1
PUNTS Number and Average	2-48.0	8-33.7
Had Blocked	0	0
FGs — PATs Had Blocked	0-0	0-0
TOTAL RETURN YARDAGE (Not Including Kickoffs)	37	13
No. and Yards Punt Returns	2-24	2-13
No. and Yards Kickoff Returns	5-94	3-43
No. and Yards Interception Returns	1-13	1-0
PENALTIES Number and Yards	7-59	7-44
FUMBLES Number and Lost	3-3	2-1
TOUCHDOWNS	4	5
Rushing	1</	

1987 AFC DIVISIONAL PLAYOFF GAME

DENVER 34, HOUSTON 10

Jan. 10, 1988 • Mile High Stadium • Denver

Weather: Mostly Sunny, 45°, Wind E 6 mph • Attendance: 75,968 • Time: 3:07

The Denver Broncos advanced to the AFC Championship game after beating the Oilers 34-10, the largest margin of victory ever for the Broncos in postseason play. The Broncos were led on defense by Mark Haynes and Karl Mecklenburg, who both picked up key interceptions, and on offense by quarterback John Elway (14 of 25, 259 yards, two TDs) and receivers Vance Johnson (4 catches for 105 yards) and Clarence Kay (3 catches for 57 yards and two TDs).

Punter Mike Horan put the Oilers in a hole after the Broncos' first drive stalled, sending a punt to the Houston 5-yard line, where two plays later, a lateral pass from Warren Moon to Mike Rozier was fumbled, and Steve Wilson recovered for Denver on the 1. Gene Lang scored two plays later to give the Broncos an early 7-0 lead. Houston's next drive reached the Bronco 20-yard line before Mecklenburg intercepted a pass and returned it to the Denver 28. Elway hit Kay for 29 yards on the next play to move into Houston territory, and five plays later the same connection was made for a 27-yard touchdown pass, giving the Broncos a 14-0 lead.

Both teams added field goals on their first drive of the second quarter to make the score 17-3 in Denver's favor. On the fourth Denver play after Houston's field goal, Elway threw a 55-yard bomb to Johnson to move the ball to the Oiler 11. Five plays later Elway hit Kay, again for a touchdown on a 1-yard pass to up the lead to 24-3 with less than 2 minutes left in the half.

Denver's first possession of the second half resulted in a Rich Karlis field goal. Houston then took 10 plays to reach the Denver 7, but Mark Haynes picked off a Moon pass in the end zone and returned it 57 yards, a Broncos playoff record. Houston's next drive reached the Broncos 11 but a pass on fourth down fell incomplete. The Oilers got the ball back three plays later when Patrick Allen intercepted an Elway pass, and that led to a 19-yard touchdown pass from Moon to Ernest Givins, cutting Denver's lead to 27-10. The Broncos' Kevin Clark recovered the onside kick that followed, and Denver moved 52 yards in 7 plays to score the final points of the game on a 3-yard run by Elway.

OFFICIALS

Referee — Jerry Markbreit (9); Umpire — Ed Fiffick (57); Line Judge — Ray Dodez (74); Side Judge — Larry Nemmers (20); Head Linesman — Ed Marion (26); Back Judge — Al Jury (106); Field Judge — Ron Spitzer (119)

STARTING LINEUPS

Houston Oilers				Denver Broncos			
Offense		Defense		Offense		Defense	
WR 85 D. Hill	LE 79 R. Childress	WR 82 V. Johnson	LE 61 A. Townsend				
LT 77 B. Davis	NT 99 D. Smith	LT 70 D. Studdard	NT 71 G. Kragen				
LG 63 M. Munchak	RE 71 R. Byrd	LG 54 K. Bishop	RE 75 R. Jones				
C 52 J. Pennison	LLB 93 R. Lyles	C 62 M. Freeman	LOLB 73 S. Fletcher				
RG 74 B. Matthews	LILB 59 J. Grimsley	RG 79 S. Humphries	LILB 77 K. Mecklenburg				
RT 70 D. Steinkuhler	RILB 54 A. Smith	RT 76 K. Lanier	RILB 98 R. Hunley				
TE 87 J. Williams	RLB 91 J. Meads	TE 88 C. Kay	ROLB 50 J. Ryan				
WR 81 E. Givins	LCB 24 S. Brown	WR 80 M. Jackson	LCB 36 M. Haynes				
QB 1 W. Moon	RQB 29 P. Allen	QB 7 J. Elway	FS 22 T. Lilly				
RB 30 M. Rozier	SS 25 K. Bostic	RB 30 S. Sewell	SS 31 M. Harden				
FB 32 A. Highsmith	FS 31 J. Donaldson	FB 89 O. Mobley	RCB 45 S. Wilson				

DENVER SUBSTITUTIONS: 2 M. Horan, 3 R. Karlis, 8 G. Kubiak, 23 S. Winder, 24 T. Boddie, 27 K. Clark, 28 J. Castille, 33 G. Lang, 34 T. Braxton, 35 K. Bell, 38 B. Plummer, 46 B. Micho, 55 R. Dennison, 56 M. Brooks, 59 T. Lucas, 65 W. Bowyer, 68 L. Lee, 72 K. Kartz, 81 S. Watson, 84 R. Nattiel, 86 M. Andrews, 90 F. Gilbert, 97 B. Klosterman. **DID NOT PLAY:** None.

FIELD GOALS (made () & missed)

Team	Player	Yards	Result
T. Zendejas	(46)	28	Missed
R. Karlis	(43)	(23)	Missed

Team	Qtr	Elapsed Time	SCORING PLAY		SCORE	
			Visitor	Home	Visitor	Home
BRONCOS	1	6:19	G. Lang 1 yd. run (R. Karlis, kick) (2-1, 0:39)	0	7	
BRONCOS	1	13:34	C. Kay 27 yd. pass from J. Elway (R. Karlis, kick) (6-72, 2:55)	0	14	
BRONCOS	2	3:20	R. Karlis 43 yd. Field Goal (7-14, 3:09)	0	17	
OILERS	2	9:03	T. Zendejas 46 yd. Field Goal (12-54, 5:43)	3	17	
BRONCOS	2	13:08	C. Kay 1 yd. pass from J. Elway (R. Karlis, kick) (9-80, 4:05)	3	24	
BRONCOS	3	2:29	R. Karlis 23 yd. Field Goal (5-51, 1:25)	3	27	
OILERS	4	6:38	E. Givins 19 yd. pass from W. Moon (T. Zendejas, kick) (3-48, 1:14)	10	27	
BRONCOS	4	10:33	J. Elway 3 yd. run (R. Karlis, kick) (7-52, 3:55)	10	34	

FINAL BRONCOS DEFENSIVE STATISTICS

(Based on unofficial press box totals)

Player	UT	A	TT	PD	FR	FF	S-Yds	I-Yds	Player	UT	A	TT	PD	FR	FF	S-Yds	I-Yds
R. Dennison	6	2	8	0	0	0	0-0	0-0	W. Bowyer	2	1	3	0	0	0	0-0	0-0
M. Haynes	6	0	6	2	0	0	0-0	1-57	M. Brooks	2	1	3	0	0	0	0-0	0-0
T. Lilly	5	1	6	0	0	0	0-0	0-0	K. Clark	2	0	2	0	0	0	0-0	0-0
S. Wilson	5	1	6	1	1	0	0-0	0-0	F. Gilbert	2	0	2	0	0	0	0-0	0-0
R. Jones	3	2	5	0	0	0	0-0	0-0	B. Plummer	2	0	2	1	0	0	0-0	0-0
R. Hunley	2	3	5	0	0	0	0-0	0-0	J. Ryan	0	1	1	1	0	0	0-0	0-0
K. Mecklenburg	4	0	4	0	0	0	0-0	1-18	S. Fletcher	0	1	1	0	0	0	0-0	0-0
G. Kragen	3	0	3	0	0	0	0-0	0-0	J. Castille	0	0	0	1	0	0	0-0	0-0
A. Townsend	3	0	3	0	0	0	0-0	0-0	Team Totals	47	13	60	6	1	0	0-0	2-75

FINAL INDIVIDUAL STATISTICS

Houston Oilers							Denver Broncos												
RUSHING	ATT	YDS	AVG	LG	TD		RUSHING	ATT	YDS	AVG	LG	TD							
M. Rozier	9	25	3.1	8	0		S. Winder	13	46	3.5	8	0							
A. Pinkett	6	20	3.3	8	0		S. Sewell	5	9	1.8	5	0							
W. Moon	5	15	3.0	7	0		J. Elway	4	8	2.0	4	1							
A. Highsmith	5	13	2.6	11	0		K. Bell	2	7	3.5	5	0							
E. Givins	1	0	0.0	0	0		G. Kubiak	2	-3	-1.5	-1	0							
							G. Lang	3	-6	-2.0	1	1							
Total	26	73	2.8	11	0		Total	29	61	2.1	8	2							
PASSING	ATT	CMP	YDS	TKD/YD	TD	LG	IN	PASSING	ATT	CMP	YDS	TKD/YD	TD	LG	IN				
W. Moon	43	24	264	0/0	1	24	2	J. Elway	25	14	259	1/4	2	55	1				
Total	43	24	264	0/0	1	24	2	Total	25	14	259	1/4	2	55	1				
RECEIVING		NO	YDS	LG	TD			RECEIVING		NO	YDS	LG	TD						
E. Givins	6	84	19t	1				V. Johnson	4	105	55	0							
D. Hill	5	93	24	0				C. Kay	3	57	29	2							
C. Duncan	4	32	13	0				S. Sewell	3	41	25	0							
A. Highsmith	4	20	16	0				G. Lang	1	25	25	0							
W. Drewrey	2	17	9	0				T. Boddie	1	15	15	0							
J. Williams	1	7	7	0				O. Mobley	1	9	9	0							
M. Rozier	1	6	6	0				R. Nattiel	1	7	7	0							
A. Pinkett	1	5	5	0				Total	14	259	55	2							
Total	24	264	24	1				INTERCEPTIONS	NO	YDS	LG	TD							
INTERCEPTIONS		NO	YDS	LG	TD			K. Mecklenburg	1	18	18	0							
P. Allen	1	2	2	0				M. Haynes	1	57	57	0							
Total	1	2	2	0				Total	2	75	57	0							
PUNTING	NO	YDS	AVG	TB	IN20	LG		PUNTING	NO	YDS	AVG	TB	IN20	LG					
J. Gossett	3	134	44.7	0	1	57		M. Horan	2	92	46.0	1	1	49					
Total	3	134	44.7	0	1	57		Total	2	92	46.0	1	1	49					
PUNT RETURNS	NO	FC	YDS	LG	TD			PUNT RETURNS	NO	FC	YDS	LG	TD						
G. Clark	2	1	15	12	0			G. Clark	2	1	15	12	0						
Returns	0	0	0	0	0			Returns	2	15	12	0							
KICKOFF RETURNS	NO	FC	YDS	LG	TD			KICKOFF RETURNS	NO	FC	YDS	LG	TD						
A. Pinkett	3	0	62	21	0			K. Bell	1	28	28	0	0						
Returns	3	0	62	21	0			K. Clark	1	0	0	0	0						
Houston Oilers	Fum	Own	Yds	TD	FF	Opp. Rec.	Yds	TD	Out Bnds	Denver Broncos	Fum	Own	Yds	TD	FF	Opp. Rec.	Yds	TD	Out Bnds
W. Moon	1	1	0	0	0	0	0	0	0	S. Wilson	0	0	0	0	0	1	0	0	0
E. Givins	1	0	-5	0	0	0	0	0	0	Total	0	0	0	0	0	1	0	0	0
Total	2	1	-5	0	0	0	0	0	0										

FINAL TEAM STATISTICS

	VISITOR OILERS	HOME BRONCOS
TOTAL FIRST DOWNS	20	19
By Rushing	5	9
By Passing	14	9
By Penalty	1	1
THIRD DOWN EFFICIENCY	8-16-50%	4-9-44%
FOURTH DOWN EFFICIENCY	2-4-50%	1-1-100%
TOTAL NET YARDS	337	316
Total Offensive Plays (inc. times thrown passing)	69	55
Average gain per offensive play	4.9	5.7
NET YARDS RUSHING	73	61
Total Rushing Plays	26	29
Average gain per rushing play	2.8	2.1
NET YARDS PASSING	264	255
Times thrown - yards lost attempting to pass	0-0	1-4
Gross yards passing	264	259
PASS ATTEMPTS-COMPLETIONS-HAD INTERCEPTED	43-24-2	25-14-1
Average gain per pass play (inc. # thrown passing)	6.1	9.8
PUNTS Number and Average	3-44.7	2-46.0
Had Blocked	0	0
FGs - PATs Had Blocked	0-0	0-0
TOTAL RETURN YARDAGE (Not Including Kickoffs)	2	90
No. and Yards Punt Returns	0-0	2-15
No. and Yards Kickoff Returns	3-62	2-28
No. and Yards Interception Returns	1-2	2-75
PENALTIES Number and Yards	10-73	4-35
FUMBLES Number and Lost	2-1	0-0
TOUCHDOWNS	1	4
Rushing	0	2
Passing	1	2
Returns	0	0
EXTRA POINTS Made-Attempts	1-1	4-4
FIELD GOALS Made-Attempts	1-1	2-2
SAFETIES	0	0
FINAL SCORE	10	34
TIME OF POSSESSION	32:33	27:27

SUPER BOWL XXI

NEW YORK GIANTS 39, DENVER 20

Jan. 25, 1987 • Rose Bowl • Pasadena, Calif.

Weather: Sunny, 76°, Wind W 2-5 mph • **Attendance:** 101,063 • **Time:** 3:25

The New York Giants broke open a close game with 24 unanswered points to open the second half, capturing a 39-20 win over the Broncos in Super Bowl XXI. The game, played before a crowd of 101,063 in Pasadena's Rose Bowl, featured outstanding performances by the two quarterbacks, Super Bowl MVP Phil Simms of New York (22-25, 268 yds., 3 TDs) and Denver's John Elway (22-37, 304 yds., 1 TD).

The Broncos drove to the Giants' 31-yard-line on their opening drive and took a 3-0 lead when Rich Karlis booted a Super Bowl record-tying 48-yard field goal. New York answered with a 9-play, 78-yard scoring drive that culminated with a 6-yard touchdown pass from Simms to tight end Mark Bavaro.

With five-and-a-half minutes remaining in the first quarter, the Broncos took possession on their own 42 after a 28-yard kickoff return by Ken Bell. Elway completed passes on the first three plays of the drive as Denver reached the New York 33. Two Giant penalties left the Broncos with a first-and-10 at the 12, and on third down, Elway called his own number, scoring from 4 yards out on a quarterback draw to give Denver a 10-7 lead. The Giants' next drive stalled and the Broncos got the ball back at the 14-minute mark of the second quarter. On the third play of the drive, on third-and-18, Elway unleashed a 54-yard bomb to Vance Johnson, giving the Broncos a first down on the Giants 28. Seven plays later Denver had a first-and-goal at the New York 1, but failed to score in three plays and Karlis was wide right on a 23-yard field goal attempt.

Denver's Orange Crush defense stifled the next Giant drive at the New York 47, and after a punt, the Broncos got the ball back on their own 15. Controversy entered the game when, on second-and-twelve, Elway threw an apparent completion for a first down to Clarence Kay. The pass was ruled incomplete, a call that was upheld after review of the television replay. On the next play, Giant defensive end George Martin sacked Elway in the end zone for a safety to pull New York within a point of Denver at 10-9. The Denver defense held again, giving Denver the ball at its own 37. Elway quickly hit Steve Watson for 31 yards and Gerald Willhite for 11 more to give the Broncos a first-and-10 at the Giants 21 with 43 seconds left in the half. Denver reached the 16-yard-line, but Karlis was wide right on a 34-yard field goal attempt with 13 seconds left in the half.

New York scored on all three third-quarter drives and outgained Denver in the period 163 yards to 2. With the score at 26-10, the Giants mounted a scoring drive on their first possession of the fourth quarter, and they went up 33-10 after Phil McConkey caught a deflected pass in the end zone, Simms' third touchdown strike of the day. Denver got the ball back at its own 16 and Elway moved the squad to the New York 10, as Karlis kicked a 27-yard field goal to make the score 39-13. The Giants took only 5 plays to move 46 yards for their next touchdown, a 2-yard run by Otis Anderson which made the score 39-13. Elway took Denver down the field again and hit Vance Johnson with a 47-yard touchdown pass for the game's final points.

OFFICIALS

Referee — Jerry Markbreit (9); Umpire — Bob Boylston (101); Line Judge — Bob Beeks (59); Side Judge — Gil Mace (90); Head Linesman — Terry Gierke (72); Back Judge — Jim Poole (92); Field Judge — Pat Mallette (82)

STARTING LINEUPS

Denver Broncos				New York Giants			
Offense		Defense		Offense		Defense	
WR 82	V. Johnson	LE 61	A. Townsend	WR 86	L. Manuel	LE 75	G. Martin
LT 70	D. Studdard	NT 71	G. Kragen	LT 60	B. Benson	NT 64	J. Burt
LG 54	K. Bishop	RE 75	R. Jones	LG 67	B. Ard	RE 70	L. Marshall
C 64	B. Bryan	LOLB 58	J. Ryan	C 65	B. Oates	LOLB 58	C. Banks
RG 63	M. Cooper	LILB 77	K. Mecklenburg	RG 61	C. Godfrey	LILB 55	G. Reasons
RT 76	K. Lanier	RILB 98	R. Hunley	RT 63	K. Nelson	RILB 53	H. Carson
TE 88	C. Kay	ROLB 57	T. Jackson	TE 89	M. Bavaro	ROLB 56	L. Taylor
WR 81	S. Watson	LCB 20	L. Wright	WR 81	S. Robinson	LCB 34	E. Patterson
QB 7	J. Elway	RCB 31	M. Harden	QB 11	P. Simms	RCB 23	P. Williams
RB 23	S. Winder	SS 49	D. Smith	RB 20	J. Morris	SS 48	K. Hill
RB 47	G. Willhite	FS 43	S. Foley	RB 44	M. Carthon	FS 27	H. Welch

DENVER SUBSTITUTIONS: 2 M. Horan, 3 R. Karlis, 8 G. Kubiak, 22 T. Lilly, 30 S. Sewell, 33 G. Lang, 36 K. Bell, 36 M. Haynes, 45 S. Wilson, 48 R. Robbins, 52 K. Woodard, 55 R. Dennison, 59 D. Comeaux, 62 M. Freeman, 69 T. Colorito, 73 S. Fletcher, 74 D. Rensberg, 80 M. Jackson, 84 C. Sampson, 85 J. Hackett, 87 B. Micho, 89 O. Mobley, 90 F. Gilbert.

FIELD GOALS (made () & missed)

		R. Karlis (48)				R. Allegre (29)					
		1	2	3	4	1	2	3	4	OT	TOTAL
VISITOR	Denver Broncos	10	0	0	10	—	—	—	—	—	20
HOME	New York Giants	7	2	17	13	—	—	—	—	—	39

Team	Qtr	Elapsed Time	SCORING PLAY		SCORE		
			Visitor	Home	Visitor	Home	
BRONCOS	1	4:09	R. Karlis 48 yd. Field Goal (8-45, 4:09)	3	0	3	0
GIANTS	1	9:33	Z. Mowatt 5 yd. pass from P. Simms (R. Allegre, kick) (9-78, 5:24)	0	7	3	7
BRONCOS	1	12:54	J. Elway 4 yd. run (R. Karlis, kick) (6-58, 3:21)	10	7	13	7
GIANTS	2	12:14	Safety — J. Elway sacked by G. Martin in end zone (3- (-)15, 0:47)	10	9	13	9
GIANTS	3	4:52	M. Bavaro 13 yd. pass from P. Simms (R. Allegre, kick) (8-63, 4:52)	10	16	13	16
GIANTS	3	11:06	R. Allegre 21 yd. Field Goal (9-32, 5:07)	10	19	13	19
GIANTS	3	14:36	J. Morris 1 yd. run (R. Allegre, kick) (5-68, 2:14)	10	26	13	26
GIANTS	4	4:04	P. McConkey 6 yd. pass from P. Simms (R. Allegre, kick) (6-52, 3:50)	10	33	13	33
BRONCOS	4	8:59	R. Karlis 28 yd. Field Goal (13-73, 4:55)	13	33	13	33
GIANTS	4	10:42	O. Anderson 2 yd. run (kick wide) (5-46, 2:43)	13	39	13	39
BRONCOS	4	12:54	V. Johnson 47 yd. pass from J. Elway (R. Karlis, kick) (5-69, 1:12)	20	39	13	39

BRONCOS DEFENSIVE LEADERS

(Based on unofficial press box totals)

Player	UT	A	TT	PD	FR	FF	S-Yds	I-Yds	Player	UT	A	TT	PD	FR	FF	S-Yds	I-Yds
K. Woodard	8	3	11	0	0	0	0.5-2.5	0-0	M. Haynes	3	0	3	0	0	0	0-0	0-0
J. Ryan	6	3	9	0	0	0	0-0	0-0	S. Wilson	3	0	3	0	0	0	0-0	0-0
R. Hunley	7	1	8	0	0	0	0-0	0-0	A. Townsend	2	1	3	0	0	0	0-0	0-0
R. Jones	4	2	6	0	0	0	0-0	0-0	F. Gilbert	1	1	2	0	0	0	0.5-2.5	0-0
S. Foley	5	0	5	0	0	0	0-0	0-0	B. Micho	2	0	2	0	0	0	0-0	0-0
D. Smith	5	0	5	0	0	0	0-0	0-0	T. Lilly	1	1	2	0	0	0	0-0	0-0
L. Wright	5	0	5	0	0	0	0-0	0-0	R. Robbins	1	1	2	0	0	0	0-0	0-0
K. Mecklenburg	2	3	5	0	0	0	0-0	0-0	Team Totals	58	20	78	0	0	0	1-5	0-0

FINAL INDIVIDUAL STATISTICS

Denver Broncos							New York Giants										
RUSHING	ATT	YDS	AVG	LG	TD		RUSHING	ATT	YDS	AVG	LG	TD					
J. Elway	6	27	4.5	10	1		J. Morris	20	67	3.3	11	1					
G. Willhite	4	19	4.8	11	0		P. Simms	3	25	8.3	22	0					
S. Sewell	3	4	1.3	12	0		L. Rouson	3	22	7.3	18	0					
G. Lang	2	2	1.0	4	0		T. Galbreath	4	17	4.3	7	0					
S. Winder	4	0	0.0	3	0		M. Carthon	3	4	1.3	2	0					
							O. Anderson	2	1	0.5	2	1					
							J. Rutledge	3	0	0.0	2	0					
Total	19	52	2.7	12	1		Total	38	136	3.6	22	2					
PASSING	ATT	CMP	YDS	TD	LG	IN	PASSING	ATT	CMP	YDS	TD	LG	IN				
J. Elway	37	22	304	3/26	1	54	1	P. Simms	25	22	268	1/5	44	3	0		
G. Kubiak	4	4	48	1/6	0	23	0										
Total	41	26	352	4/32	1	54	1	Total	25	22	268	1/5	44	3	0		
RECEIVING	NO	YDS	LG	TD			RECEIVING	NO	YDS	LG	TD						
V. Johnson	5	121	54	1			M. Bavaro	4	51	17	1						
G. Willhite	5	39	11	0			J. Morris	4	20	12	0						
S. Winder	4	34	14	0			M. Carthon	4	13	7	0						
M. Jackson	3	51	24	0			S. Robinson	3	62	36	0						
S. Watson	2	54	31	0			L. Manuel	3	43	17	0						
C. Sampson	2	20	11	0			P. McConkey	2	50	44	1						
O. Mobley	2	17	11	0			L. Rouson	1	23	23	0						
S. Sewell	2	12	7	0			Z. Mowatt	1	6	6	1						
G. Lang	1	4	4	0													
Total	26	352	54	1			Total	22	268	44	3						
INTERCEPTIONS	NO	YDS	LG	TD			INTERCEPTIONS	NO	YDS	LG	TD						
	0	0	0	0			E. Patterson	1	-7	-7	0						
Total	0	0	0	0			Total	1	-7	-7	0						
PUNTING	NO	YDS	AVG	TB	IN20	LG	PUNTING	NO	YDS	AVG	TB	IN20	LG				
M. Horan	2	82	41.0	0	0	42	S. Landeta	3	138	46.0	1	1	59				
Total	2	82	41.0	0	0	42	Total	3	138	46.0	1	1	59				
PUNT RETURNS	NO	FC	YDS	LG	TD		PUNT RETURNS	NO	FC	YDS	LG	TD					
G. Willhite	1	1	9	9	0		P. McConkey	1	1	25	25	0					
Returns	1	1	9	9	0		Returns	1	1	25	25	0					
KICKOFF RETURNS	NO	FC	YDS	LG	TD		KICKOFF RETURNS	NO	FC	YDS	LG	TD					
K. Bell	3	48	28	0			L. Rouson	3	56	22	0						
G. Lang	2	36	23	0			T. Flynn	1	-3	0	0						
Returns	5	84	28	0			Returns	4	53	22	0						
FUMBLES	Fum	Own	Yds	TD	Opp. Rec.	Yds	TD	Out Bnds	FUMBLES	Fum	Own	Yds	TD	Opp. Rec.	Yds	TD	Out Bnds
J. Elway	1	1	0	0	0	0	0	0	L. Marshall	0	0	0	0	1	0	0	0
K. Bell	1	0	0	0	0	0	0	0	P. Johnson	0	0	0	0	1	0	0	0
J. Hackett	0	1	0	0	0	0	0	0									
Total	2	2	0	0	0	0	0	0	Total	0	0	0	0	2	0	0	0

FINAL TEAM STATISTICS

	VISITOR BRONCOS	HOME GIANTS
TOTAL FIRST DOWNS	23	24
By Rushing	5	10
By Passing	16	13
By Penalty	2	1
THIRD DOWN EFFICIENCY	7-14-50%	6-12-50%
FOURTH DOWN EFFICIENCY	0-0-0%	1-2-50%
TOTAL NET YARDS	372	399
Total Offensive Plays (inc. times thrown passing)	64	64
Average gain per offensive play	5.8	6.2
NET YARDS RUSHING	52	136
Total Rushing Plays	19	38
Average gain per rushing play	2.7	3.6
NET YARDS PASSING	320	263
Times thrown — yards lost attempting to pass	4-32	1-5
Gross yards passing	352	268
PASS ATTEMPTS-COMPLETIONS-HAD INTERCEPTED	41-26-1	25-22-0
Average gain per pass play (inc. # thrown passing)	7.1	10.1
PUNTS Number and Average	2-41	3-46
Had Blocked	0-0	0-0
FGs — PATs Had Blocked	0-0	0-0
TOTAL RETURN YARDAGE (Not Including Kickoffs)	9	18
No. and Yards Punt Returns	1-9	1-25
No. and Yards Kickoff Returns	5-84	4-53
No. and Yards Interception Returns	0-0	1-(-7)
PENALTIES Number and Yards	4-28	

1986 AFC CHAMPIONSHIP GAME

DENVER 23, CLEVELAND 20

Jan. 11, 1987 • Cleveland Stadium • Cleveland, Ohio

Weather: Solid Overcast, 30°, Wind NW 14 mph (-5°) • **Attendance:** 79,915 • **Time:** 3:50

Rich Karlis kicked a 33-yard field goal 5:48 into overtime to give the Broncos a 23-20 victory over the Browns. The game was played before a crowd of 79,915 people, who braved a wind-chill of 5 degrees.

Cleveland took an early 7-0 lead when Bernie Kosar threw a 6-yard touchdown pass to Herman Fontenot with 5:19 left in the first quarter to cap a 14-play, 86-yard drive. The Broncos stopped the next two Cleveland drives with interceptions, the first Ricky Hunley and the second by Jim Ryan, who returned the ball 26 yards to the Cleveland 9. Four plays later Karlis nailed a 19-yard field goal to make the score 7-3. Denver got another break on Cleveland's next play when Ken Mack fumbled and Ken Woodard recovered the ball on the Browns' 37. On first down John Elway rambled 34 yards, and two more rushes got Denver to the 1-yard line. On fourth-and-goal Gerald Willhite plunged into the end zone to give the Broncos a 10-7 lead.

Cleveland kicker Mark Moseley tied the score at 10 with a 29-yard field goal with 20 seconds left in the first half. Both teams saw their first two possessions of the second half end in punts before Denver scored on a 26-yard Karlis field goal 12 minutes into the third quarter, capping an 11-play, 61-yard drive. The Browns responded as Mack rushed for 34 yards in a 10-play, 76-yard drive that culminated with a 24-yard Moseley field goal, knotting the score at 13-13. The Broncos' next two possessions ended in punts, and Cleveland followed the second with a 48-yard touchdown strike from Kosar to Brian Brennan on a third-and-six play to put Cleveland ahead 20-13 with 5:43 left in regulation.

The ensuing kickoff rolled to the Denver 2-yard line where Gene Lang fell on it. Pro Bowl-bound Elway then engineered the longest and most important drive of his four-year career. On the fifth play of the drive (2nd-and-7 from the Broncos' 15), Elway rushed for 11 yards and a first down. He then hit Steve Sewell for a 22-yard gain, followed by a 12-yard strike to Steve Watson to give Denver a first down on the Cleveland 40. After an incompletion and an 8-yard sack, Elway threw a 20-yard pass to Mark Jackson, moving the team to the Cleveland 28. Another incompletion was followed by a 14-yard Elway-to-Sewell pass, giving the Broncos a first down on the Brown's 14 with 57 seconds left. After an incompletion Elway ran 9 yards to the Cleveland 5-yard line. On the next play, he hit Jackson for a touchdown, and Karlis's extra point tied the score at 20 with 37 seconds left. Cleveland was unable to move the ball as time ran out in the fourth quarter.

The Browns won the overtime coin toss and elected to receive. Three plays into the drive, (on third-and-two from the Cleveland 38), the Orange Crush rose up to snuff Herman Fontenot for no gain. Cleveland punted and Willhite returned it to the Bronco 25, where the Denver juggernaut revved it up again. On second-and-five, Elway hit Orson Mobley for a 22-yard gain, and three plays later Elway threw a 28-yard pass to Watson. With a first down on Cleveland's 22-yard line, the Broncos rushed three times to get to the 15, and on fourth down, Karlis hit the 33-yard game-winner. Elway accounted for 300 total yards in the game, rushing for 56 and completing 22 of 38 passes for 244 yards. The Broncos kept alive a 1986 record of 13-0 when they scored 20 or more points. Denver also notched its 11th win on natural turf, losing only to San Diego at home on grass.

OFFICIALS

Referee — Chuck Heberling (46); **Umpire** — Gordon Wells (89); **Line Judge** — Bill Reynolds (53); **Side Judge** — Gary Lane (120); **Head Linesman** — Ed Marion (26); **Back Judge** — Ben Tompkins (52); **Field Judge** — Johnny Grier (23)

STARTING LINEUPS

Denver Broncos				Cleveland Browns			
Offense		Defense		Offense		Defense	
WR 82	V. Johnson	LE 75	R. Jones	WR 88	R. Langhorne	LE 96	R. Camp
LT 70	D. Studdard	NT 71	G. Kragen	LT 77	R. Bolden	NT 79	B. Golic
LG 54	K. Bishop	RE 61	A. Townsend	LG 74	P. Farren	RE 78	C. Hairston
C 64	B. Bryan	LOLB 50	J. Ryan	LOLB 56	C. Banks	C 61	M. Baab
RG 63	M. Cooper	LILB 77	K. Mecklenburg	RG 69	D. Fike	LILB 51	E. Johnson
RT 76	K. Lanier	RILB 98	R. Hunley	RT 63	C. Risien	RILB 53	A. Griggs
TE 85	J. Hackett	ROLB 57	T. Jackson	TE 82	O. Newsome	ROLB 57	C. Matthews
WR 81	S. Watson	LCB 20	L. Wright	WR 84	W. Slaughter	LCB 31	F. Minnifield
QB 7	J. Elway	RCB 31	M. Harden	QB 19	B. Kosar	RCB 29	H. Dixon
RB 23	S. Winder	SS 49	D. Smith	RB 44	E. Byner	SS 27	R. Ellis
TE 89	O. Mobley	FS 43	S. Foley	FB 34	K. Mack	FS 37	C. Rockins

DENVER SUBSTITUTIONS: 2 M. Horan, 3 R. Karlis, 8 G. Kubiak, 22 T. Lilly, 30 S. Sewell, 33 G. Lang, 35 K. Bell, 45 S. Wilson, 47 G. Willhite, 48 R. Robbins, 52 K. Woodard, 55 R. Dennison, 59 D. Comeaux, 62 M. Freeman, 69 T. Colorito, 73 S. Fletcher, 74 D. Rensberg, 80 M. Jackson, 84 C. Sampson, 87 B. Micho, 88 C. Kay, 90 F. Gilbert. **DID NOT PLAY:** 36 M. Haynes.

FIELD GOALS (made () & missed)

Player	Attempts	Made	Missed	Yards
R. Karlis	(19) (26) (33)	1	2	4
M. Moseley	(29) (24)	3	3	0

Team	Qtr	Elapsed Time	SCORING PLAY		SCORE	
			Visitor	Home	Visitor	Home
BROWNS	1	9:41	H. Fontenot 6 yd. pass from B. Kosar (M. Moseley, kick) (14-86, 7:18)	0	7	
BROWNS	2	2:53	R. Karlis 19 yd. Field Goal (4-8, 0:54)	3	7	
BROWNS	2	4:24	G. Willhite 1 yd. run (R. Karlis, kick) (5-37, 1:05)	10	7	
BROWNS	2	14:40	M. Moseley 29 yd. Field Goal (9-53, 4:01)	10	10	
BROWNS	3	12:10	R. Karlis 26 yd. Field Goal (11-61, 4:28)	13	10	
BROWNS	4	2:22	M. Moseley 24 yd. Field Goal (10-76, 5:01)	13	13	
BROWNS	4	9:17	B. Brennan 48 yd. pass from B. Kosar (M. Moseley, kick) (3-52, 0:57)	13	20	
BROWNS	4	14:23	M. Jackson 5 yd. pass from J. Elway (R. Karlis, kick) (15-98, 4:55)	20	20	
BROWNS	OT	5:48	R. Karlis 33 yd. Field Goal (9-60, 5:07)	23	20	

BRONCOS DEFENSIVE LEADERS

(Based on unofficial press box totals)

Player	UT	A	TT	PD	FR	FF	S-Yds	I-Yds	Player	UT	A	TT	PD	FR	FF	S-Yds	I-Yds
L. Wright	6	1	7	2	0	0	0-0	0-0	T. Lilly	4	1	5	1	0	0	0-0	0-0
K. Mecklenburg	5	2	7	0	0	0	0-0	0-0	S. Foley	3	2	5	0	0	0	0-0	0-0
R. Jones	5	2	7	0	0	0	1-3	0-0	K. Woodard	3	2	5	1	1	0	0-0	0-0
J. Ryan	4	2	6	0	0	0	0-0	0-0	R. Robbins	3	1	4	3	0	0	0-0	0-0
T. Jackson	2	4	6	0	0	0	0-0	0-0	S. Fletcher	3	0	3	0	0	0	0-0	0-0
M. Harden	4	1	5	2	0	0	0-0	0-0	Team Totals	54	20	74	12	1	1	1-3	2-40

FINAL INDIVIDUAL STATISTICS

Denver Broncos							Cleveland Browns							
RUSHING	ATT	YDS	AVG	LG	TD		RUSHING	ATT	YDS	AVG	LG	TD		
S. Winder	26	83	3.2	9	0		K. Mack	26	94	3.6	15	0		
J. Elway	4	56	14.0	34	0		B. Kosar	4	3	0.8	3	0		
G. Lang	3	9	3.0	4	0		H. Fontenot	3	3	1.0	4	0		
S. Sewell	1	0	1.0	1	0									
G. Willhite	3	0	0.0	2	1									
Total	37	149	4.0	34	1		Total	33	100	3.0	15	0		
PASSING	ATT	CMP	YDS	TD	LG	IN	PASSING	ATT	CMP	YDS	TD	LG	IN	
J. Elway	38	22	244	2/19	1	28	B. Kosar	32	18	259	1/3	2	48	2
Total	38	22	244	2/19	1	28	Total	32	18	259	1/3	2	48	2
RECEIVING	NO	YDS	LG	TD			RECEIVING	NO	YDS	LG	TD			
S. Watson	3	55	28	0			H. Fontenot	7	66	24	1			
S. Sewell	3	47	22	0			B. Brennan	4	72	48	1			
O. Mobley	3	36	22	0			R. Langhorne	2	35	22	0			
V. Johnson	3	25	14	0			K. Mack	2	20	12	0			
M. Jackson	2	25	20	1			C. Weathers	1	42	42	0			
C. Kay	2	23	15	0			W. Slaughter	1	20	20	0			
G. Willhite	2	20	16	0			E. Byner	1	4	4	0			
S. Winder	2	2	5	0										
C. Sampson	1	10	10	0										
G. Lang	1	1	1	0										
Total	22	244	28	1			Total	18	259	48	2			
INTERCEPTIONS	NO	YDS	LG	TD			INTERCEPTIONS	NO	YDS	LG	TD			
J. Ryan	1	26	26	0			M. Harper	1	0	0	0			
R. Hunley	1	14	14	0										
Total	2	40	26	0			Total	1	0	0	0			
PUNTING	NO	YDS	AVG	TB	IN20	LG	PUNTING	NO	YDS	AVG	TB	IN20	LG	
M. Horan	6	244	40.7	0	1	48	J. Gossett	6	259	43.2	1	2	58	
J. Elway	1	19	19.0	0	1	19								
Total	7	263	37.6	0	2	48	Total	6	259	43.2	1	2	58	
PUNT RETURNS	NO	FC	YDS	LG	TD		PUNT RETURNS	NO	FC	YDS	LG	TD		
G. Willhite	3	1	10	4	0		G. McNeil	3	1	37	18	0		
Returns	3	1	10	4	0		Returns	3	1	37	18	0		
KICKOFF RETURNS	NO	FC	YDS	LG	TD		KICKOFF RETURNS	NO	FC	YDS	LG	TD		
G. Lang	2	14	14	0			H. Fontenot	2	25	14	0			
K. Bell	2	10	10	0			G. McNeil	4	80	30	0			
M. Freeman	1	9	9	0										
Returns	5	33	14	0			Returns	6	105	30	0			
Denver Broncos	Own	Opp.	Out				Cleveland Browns	Own	Opp.	Out				
FUMBLES	Fum	Rec.	Yds	TD	FF	Rec.	Yds	TD	Bnds					
K. Woodard	0	0	0	0	0	1	0	0	0	0	0	0	0	
K. Bell	1	1	0	0	0	0	0	0	0	0	0	0	0	
Total	1	1	0	0	0	1	0	0	0	0	0	0	0	

FINAL TEAM STATISTICS

	VISITOR BRONCOS	HOME BROWNS
TOTAL FIRST DOWNS	22	17
By Rushing	6	4
By Passing	13	12
By Penalty	3	1
THIRD DOWN EFFICIENCY	5-18-28%	5-13-39%
FOURTH DOWN EFFICIENCY	1-1-100%	0-0-0%
TOTAL NET YARDS	374	356
Total Offensive Plays (inc. times thrown passing)	77	66
Average gain per offensive play	4.9	5.4
NET YARDS RUSHING	149	100
Total Rushing Plays	37	33
Average gain per rushing play	4.0	3.0
NET YARDS PASSING	225	256
Times thrown — yards lost attempting to pass	2-19	1-3
Gross yards passing	244	259
PASS ATTEMPTS—COMPLETIONS—HAD INTERCEPTED	38-22-1	32-18-2
Average gain per pass play (inc. # thrown passing)	5.6	7.8
PUNTS Number and Average	7-38	6-43
Had Blocked	0-0	0-0
FGs — PATs Had Blocked	0-0	0-0
TOTAL RETURN YARDAGE (Not Including Kickoffs)	50	37
No. and Yards Punt Returns	3-10	3-37
No. and Yards Kickoff Returns	5-33	6-105
No. and Yards Interception Returns	2-40	1-0
PENALTIES Number and Yards	6-39	9-76
FUMBLES Number and Lost	2-0	3-1
TOUCHDOWNS	2	2
Rushing	1	0
Passing	1	2
Returns	0	0
EXTRA POINTS Made-Attempts	2-2	2-2
FIELD GOALS Made-Attempts	3-3	2-2
SAFETIES	0	0
FINAL SCORE	23	20
TIME OF POSSESSION	34:05	31:43

1986 AFC DIVISIONAL PLAYOFF GAME

DENVER 22, NEW ENGLAND 17

Jan. 4, 1987 • Mile High Stadium • Denver

Weather: Sunny, 65°, Wind S 9 mph • **Attendance:** 76,105 • **Time:** 3:09

Rulon Jones sacked Tony Eason in the end zone for a safety with 1:37 left on the clock to put Denver up 22-17 and halt the Patriots' final comeback drive. The playoff victory was the first since Jan. 1, 1978 for the Broncos, when they defeated Oakland for the AFC Championship.

The two teams traded punts for the first 9 minutes of the game before Denver posed the initial scoring threat. Starting at their own 20, the Broncos took four plays to reach the New England 7, behind John Elway completions of 39 and 21 yards. On second-and-goal from the 4, Elway rolled around the left side and was hit just short of the goal line. He was penalized (delay of game) for spiking the ball after the play, and that sent Denver back to the 6. Two plays later, Rich Karlis nailed a 27-yard field goal to give Denver a 3-0 lead.

New England mounted a 7-play 87-yard drive later in the quarter, with Eason hitting Stanley Morgan for a 19-yard touchdown. The Broncos roared right back with a 13-play, 82-yard drive that was punctuated by a 22-yard touchdown run by Elway, giving Denver a 10-7 lead midway through the second quarter. The Patriots tied the score on the last play of the half with a 38-yard Tony Franklin field goal.

Denver received the kickoff to open the second half and proceeded to chew up over 9 minutes off of the clock. The Broncos ran the ball 11 times on the drive, which stalled on the Patriot 5. Karlis' 22-yard field goal put Denver up 13-10.

Five plays into the next New England drive, the Patriots took a page out of Dan Reeve's bag of tricks, scoring on a flea-flicker that ended with a 45-yard touchdown pass from Eason to Morgan to give New England its first lead of the game at 17-13. Denver jumped right back on top, traveling 86 yards in 6 plays to score on a 48-yard Elway-to-Vance Johnson pass on the last play of the third quarter.

The two teams both punted three times in the fourth quarter, and the last one, a Mike Horan punt of 54 yards, backed New England to its own 10. On first down, Eason dropped back to pass but was sacked for a safety by Rulon Jones. Denver recovered the onside free kick and held on to the ball to preserve the win.

OFFICIALS

Referee — Jerry Seeman (70); **Umpire** — Rex Stuart (103); **Line Judge** — Ray Dodez (74); **Side Judge** — Bob Rice (80); **Head Linesman** — Burl Toler (37); **Back Judge** — Jim Poole (92); **Field Judge** — Ron Spiller (119)

STARTING LINEUPS

New England Patriots				Denver Broncos			
Offense		Defense		Offense		Defense	
WR 86	S. Morgan	LE 96	B. Williams	WR 82	V. Johnson	LE 75	R. Jones
LT 76	B. Holloway	NT 90	T. Williams	LT 70	D. Studdard	NT 71	G. Kragen
LG 66	P. Fairchild	RE 60	G. Veris	LG 54	K. Bishop	RE 61	A. Townsend
C 58	P. Brock	LOLB 56	A. Tippett	C 64	B. Bryan	LOLB 50	J. Ryan
RG 61	R. Wooten	LILB 52	J. Rembert	RG 60	P. Howard	LILB 77	K. Mecklenburg
RT 68	D. Haley	RILB 50	L. McGrew	RT 76	K. Lanier	RILB 98	R. Hunley
TE 48	G. Baty	ROLB 55	D. Blackmon	TE 85	J. Hackett	ROLB 57	T. Jackson
WR 80	I. Fryar	LCB 43	E. Gibson	WR 81	S. Watson	LCB 20	L. Wright
QB 11	T. Eason	FS 31	F. Marion	QB 7	J. Elway	FS 43	S. Foley
FB 30	M. Tatupu	SS 38	R. James	RB 23	S. Winder	SS 48	R. Robbins
HB 33	T. Collins	RCB 26	R. Clayborn	TE 89	O. Mobley	RCB 31	M. Harden

DNB SUBSTITUTIONS: 2 M. Horan, 3 R. Karlis, 8 G. Kubiak, 22 T. Lilly, 30 S. Sewell, 33 G. Lang, 35 K. Bell, 36 M. Haynes, 45 S. Wilson, 47 G. Willhite, 52 K. Woodard, 55 R. Dennison, 59 D. Comeaux, 62 M. Freeman, 63 M. Cooper, 69 T. Colorado, 73 S. Fletcher, 74 D. Remsberg, 80 M. Jackson, 84 C. Sampson, 87 B. Micho, 90 F. Gilbert. **DID NOT PLAY:** 49 D. Smith.

FIELD GOALS (made (___) & missed)

Team	Player	Yards	Result
New England Patriots	R. Karlis	27	(27) (22)
Denver Broncos			

Team	Qtr	Elapsed Time	SCORING PLAY	SCORE	
				Visitor	Home
BRONCOS	1	12:12	R. Karlis 27 yd. Field Goal (8-71, 3:07)	0	3
PATRIOTS	2	0:56	S. Morgan 19 yd. pass from T. Eason (T. Franklin, kick) (7-87, 2:24)	7	3
BRONCOS	2	7:18	J. Elway 22 yd. run (R. Karlis, kick) (13-82, 6:22)	7	10
PATRIOTS	2	14:58	T. Franklin 38 yd. Field Goal (5-8, 0:56)	10	10
BRONCOS	3	9:10	R. Karlis 22 yd. Field Goal (15-80, 9:10)	10	13
PATRIOTS	3	12:10	S. Morgan 45 yd. pass from T. Eason (T. Franklin, kick) (5-78, 3:00)	17	13
BRONCOS	3	15:00	V. Johnson 48 yd. pass from J. Elway (R. Karlis, kick) (6-86, 2:50)	17	20
BRONCOS	4	13:23	Safety — T. Eason tackles in end zone by R. Jones	17	22

FINAL BRONCOS DEFENSIVE STATISTICS

(Based on unofficial press box totals)

Player	UT	A	TT	PD	FR	FF	S-Yds	I-Yds	Player	UT	A	TT	PD	FR	FF	S-Yds	I-Yds
J. Ryan	9	1	10	0	0	0	1-8	0-0	S. Wilson	2	0	2	3	0	0	0-0	0-0
S. Foley	3	2	5	0	0	0	0-0	0-0	G. Kragen	1	1	2	0	0	0	0-0	0-0
R. Hunley	3	2	5	1	0	0	0-0	0-0	K. Woodard	0	2	2	0	0	0	0-0	0-0
F. Gilbert	4	0	4	0	0	0	1-8	0-0	L. Wright	1	0	1	0	0	0	0-0	0-0
M. Harden	4	0	4	0	0	0	0-0	0-0	R. Dennison	1	0	1	0	0	0	0-0	0-0
R. Jones	3	1	4	0	0	0	2-19	0-0	M. Haynes	0	1	1	0	0	0	0-0	0-0
K. Mecklenburg	3	1	4	0	0	0	1-5	0-0	D. Comeaux	0	1	1	0	0	0	0-0	0-0
T. Jackson	2	0	3	0	0	0	0-0	0-0	S. Fletcher	0	1	1	0	0	0	0-0	0-0
R. Robbins	3	0	3	0	0	0	0-0	0-0	D. Smith	0	0	0	0	0	0	0-0	0-0
T. Lilly	2	0	2	0	0	0	0-0	0-0	Team Totals	46	15	61	4	0	0	5-40	0-0
A. Townsend	2	0	2	0	0	0	0-0	0-0									

FINAL INDIVIDUAL STATISTICS

New England Patriots							Denver Broncos											
RUSHING	ATT	YDS	AVG	LG	TD		RUSHING	ATT	YDS	AVG	LG	TD						
T. Collins	5	46	9.2	23	0		S. Winder	19	102	5.4	16	0						
C. James	10	31	3.1	17	0		G. Lang	11	44	4.0	14	0						
T. Eason	2	23	11.5	13	0		J. Elway	5	18	3.6	22t	1						
R. Dupard	5	18	3.6	8	0		K. Bell	2	12	6.0	8	0						
G. Hawthorne	1	5	5.0	5	0		S. Sewell	2	8	4.0	8	0						
I. Fryar	1	-2	-2.0	-2	0		G. Willhite	3	4	1.3	3	0						
Total	24	121	5.0	23	0		Total	42	188	4.5	22t	1						
PASSING	ATT	CMP	YDS	TKD/YD	TD	LG	IN	PASSING	ATT	CMP	YDS	TKD/YD	TD	LG	IN			
T. Eason	24	13	194	6/44	2	45t	0	J. Elway	32	13	257	1/4	1	49	2			
Total	24	13	194	6/44	2	45t	0	Total	32	13	257	1/4	1	49	2			
RECEIVING	NO	YDS	LG	TD			RECEIVING	NO	YDS	LG	TD							
T. Collins	4	46	20	0			V. Johnson	4	89	49t	1							
S. Morgan	3	100	45t	2			S. Sewell	3	41	39	0							
G. Baty	3	31	13	0			O. Mobley	2	69	49	0							
I. Fryar	2	11	7	0			S. Watson	1	21	21	0							
G. Hawthorne	1	6	6	0			B. Micho	1	20	20	0							
Total	13	194	45	2			S. Winder	1	16	16	0							
Total	13	194	45	2			G. Lang	1	1	1	0							
Total	13	194	45	2			Total	13	257	49	1							
INTERCEPTIONS	NO	YDS	LG	TD			INTERCEPTIONS	NO	YDS	LG	TD							
R. McSwain	1	2	0	0														
J. Rembert	1	0	0	0														
Total	2	2	0	0			Total	0	0	0	0							
PUNTING	NO	YDS	AVG	TB	IN20	LG	PUNTING	NO	YDS	AVG	TB	IN20	LG					
R. Camarillo	9	452	50.2	2	0	60	M. Horan	5	245	49.0	1	3	54					
Total	9	452	50.2	2	0	60	J. Elway	1	31	31.0	1	1	31					
Total	9	452	50.2	2	0	60	Total	6	276	46.0	2	4	54					
PUNT RETURNS	NO	FC	YDS	LG	TD		PUNT RETURNS	NO	FC	YDS	LG	TD						
I. Fryar	2	0	13	9	0		G. Willhite	1	1	9	9	0						
Returns	2	0	13	9	0		V. Johnson	3	0	26	13	0						
Returns	2	0	13	9	0		Returns	4	1	35	13	0						
KICKOFF RETURNS	NO	FC	YDS	LG	TD		KICKOFF RETURNS	NO	FC	YDS	LG	TD						
S. Starring	2	0	31	21	0		G. Lang	1	0	21	21	0						
Returns	2	0	31	21	0		K. Bell	3	0	63	35	0						
Returns	2	0	31	21	0		Returns	4	0	84	35	0						
New England Patriots Own	Opp.	Out	Denver Broncos Own	Opp.	Out													
FUMBLES	Fum	Rec.	Yds	TD	FF	Rec.	Yds	TD	Bnds	Fum	Rec.	Yds	TD	FF	Rec.	Yds	TD	Bnds
T. Eason	1	0	0	0	0	0	0	0	0	0	0	0	0	0	0	0	0	0
P. Brock	0	1	0	0	0	0	0	0	0	0	0	0	0	0	0	0	0	0
Total	1	1	0	0	0	0	0	0	0	0	0	0	0	0	0	0	0	0

FINAL TEAM STATISTICS

	VISITOR PATRIOTS	HOME BRONCOS
TOTAL FIRST DOWNS	12	23
By Rushing	6	12
By Passing	13	9
By Penalty	0	2
THIRD DOWN EFFICIENCY	2-12-17%	5-15-33%
FOURTH DOWN EFFICIENCY	0-0-0%	0-0-0%
TOTAL NET YARDS	271	441
Total Offensive Plays (inc. times thrown passing)	54	75
Average gain per offensive play	5.0	5.9
NET YARDS RUSHING	121	188
Total Rushing Plays	24	42
Average gain per rushing play	5.0	4.5
NET YARDS PASSING	150	253
Times thrown — yards lost attempting to pass	6-44	1-4
Gross yards passing	194	257
PASS ATTEMPTS-COMPLETIONS-HAD INTERCEPTED	24-13-0	32-13-2
Average gain per pass play (inc. # thrown passing)	5.0	7.7
PUNTS Number and Average	9-50	6-46
Had Blocked	0	0
FGs — PATs Had Blocked	0-0	0-0
TOTAL RETURN YARDAGE (Not Including Kickoffs)	15	35
No. and Yards Punt Returns	2-13	4-35
No. and Yards Kickoff Returns	2-3	4-84
No. and Yards Interception Returns	2-2	0-0
PENALTIES Number and Yards	5-45	3-20
FUMBLES Number and Lost	1-0	0-0
TOUCHDOWNS	2	2
Rushing	0	1
Passing	2	1
Returns	0	0
EXTRA POINTS Made-Attempts	2-2	2-2
FIELD GOALS Made-Attempts	1-1	2-2
SAFETIES	1	0
FINAL SCORE	17	22
TIME OF POSSESSION	24:31	35:29

1984 AFC DIVISIONAL PLAYOFF GAME

PITTSBURGH 24, DENVER 17

Dec. 30, 1984 • Mile High Stadium • Denver

Weather: Mostly Sunny, 52°, Wind N 7 mph • Attendance: 74,981 • Time: 3:11

Denver had two possessions in the final two minutes of the game but failed to score as Pittsburgh advanced to the Conference Championship game, ending a Broncos season in which they had compiled a franchise-best 13-3 regular season record.

Denver's opportunistic defense recovered two Steeler fumbles in the first quarter. The first one resulted in a Rich Karlis field goal attempt, but it sailed wide right. Pittsburgh fumbled on the next play, and the Broncos recovered again. That turnover lead to a 7-yard touchdown pass from John Elway to Jim Wright.

Pittsburgh scored on a 28-yard field goal on the first play of the second period, and just before intermission, the Steelers took the lead on Frank Pollard's 1-yard touchdown plunge.

Denver tied the game early in the third quarter on a 21-yard Karlis field goal. The Broncos regained the lead on their next possession, scoring on a 20-yard pass from Elway to Steve Watson. For the game, Watson gained 177 yards on 11 receptions.

The Steelers then mounted a scoring drive of their own, tying the game at 17-17 on a Mark Malone to Louis Lipps pass late in the quarter. Later, Pittsburgh's Eric Williams intercepted an Elway pass and returned it to the Denver 2-yard line with only 2:45 left in the game. Pollard scored two plays later to give the Steelers the lead 24-17. Denver couldn't move the ball on its final two possessions as time expired.

OFFICIALS

Referee — Fred Wyant (11); Umpire — Art Demmas (78); Line Judge — Vern Marshall (94); Side Judge — Royal Cathcart (16); Head Linesman — Dale Williams (8); Back Judge — Dick Hantak (105); Field Judge — Bob Lewis (18)

STARTING LINEUPS

Pittsburgh Steelers				Denver Broncos			
Offense		Defense		Offense		Defense	
WR 82	J. Stallworth	LE 95	J. Goodman	WR 85	D. Summers	LE 79	B. Chavous
LT 63	P. Rostovsky	NT 67	G. Dunn	LT 70	D. Studdard	NT 68	R. Carter
LG 73	C. Wolfley	RE 64	E. Nelson	LG 54	K. Bishop	RE 75	R. Jones
C 52	M. Webster	LOLB 57	M. Merriweather	C 64	B. Bryan	LOLB 50	J. Ryan
RG 74	T. Long	LILB 50	D. Little	RG 60	P. Howard	LILB 55	R. Dennison
RT 62	T. Ilkin	RILB 56	R. Cole	RT 76	K. Lanier	RILB 58	S. Busick
TE 81	D. Nelson	ROLB 53	B. Hinkle	TE 88	C. Kay	ROLB 57	T. Jackson
WR 83	L. Lipps	LCB 49	D. Woodruff	WR 81	S. Watson	LCB 20	L. Wright
QB 16	M. Malone	RCB 41	S. Washington	RB 23	S. Winder	SS 49	D. Smith
RB 34	W. Abercrombie	SS 31	D. Shell	QB 7	J. Elway	FS 43	S. Foley
FB 30	F. Pollard	FS 21	E. Williams	H-B 87	J. Wright	RCB 31	M. Harden

DENVER SUBSTITUTIONS: 1 C. Norman, 3 R. Karlis, 22 T. Lilly, 24 R. Parros, 28 R. Jackson, 33 G. Lang, 39 J. Myles, 45 S. Wilson, 47 G. Willhite, 48 R. Robbins, 52 K. Woodard, 59 D. Comeaux, 61 A. Townsend, 62 M. Freeman, 65 W. Bowyer, 66 S. Garnett, 72 M. Graves, 74 W. Hood, 77 K. Mecklenburg, 80 R. Alexander, 84 C. Sampson, 98 R. Hunley. **DID NOT PLAY:** 8 G. Kubiak, 26 C. Brewer, 67 G. Hyde, 69 B. Manor.

FIELD GOALS (made () & missed)

Player	Attempts	Made	Missed	Yards			
G. Anderson	(28)	40WR	26WL	39WR			
				R. Karlis 39WR 57S (21)			
Visitor	Home	1	2	3	4	OT	TOTAL
Pittsburgh Steelers	Denver Broncos	0	10	7	7	—	24
Denver Broncos	Pittsburgh Steelers	7	0	10	0	—	17

Team	Qtr	Elapsed Time	SCORING PLAY	Score	Visitor	Home
BRONCOS	1	8:30	J. Wright 9 yd. pass from J. Elway (R. Karlis, kick) (5-22, 2:25)	0	7	
STEELERS	2	0:04	G. Anderson 28 yd. Field Goal (12-62, 6:16)	3	7	
STEELERS	2	13:46	F. Pollard 1 yd. run (G. Anderson, kick) (8-78, 1:56)	10	7	
BRONCOS	3	2:50	R. Karlis 21 yd. Field Goal (4-0, 1:47)	10	10	
BRONCOS	3	7:45	S. Watson 20 yd. pass from J. Elway (R. Karlis, kick) (6-46, 3:01)	10	17	
STEELERS	3	11:41	L. Lipps 10 yd. pass from M. Malone (G. Anderson, kick) (7-66, 3:46)	17	17	
STEELERS	4	13:01	F. Pollard 2 yd. run (G. Anderson, kick) (3-2, 1:36)	24	17	

FINAL BRONCOS DEFENSIVE STATISTICS

(Based on unofficial press box totals)

Player	UT	A	TT	PD	FR	FF	S-Yds	I-Yds	Player	UT	A	TT	PD	FR	FF	S-Yds	I-Yds
D. Smith	9	2	11	0	0	0	0-0	0-0	R. Hunley	2	0	2	0	0	0	0-0	0-0
S. Busick	8	0	8	0	0	0	0-0	0-0	W. Bowyer	1	1	2	0	0	0	0-0	0-0
L. Wright	8	0	8	2	0	0	0-0	0-0	D. Comeaux	1	1	2	0	0	0	0-0	0-0
S. Foley	6	2	8	1	0	0	0-0	0-0	K. Mecklenburg	1	1	2	0	0	0	0-0	0-0
R. Dennison	4	3	7	0	0	0	0-0	0-0	R. Robbins	1	1	2	0	0	0	0-0	0-0
J. Ryan	4	3	7	0	0	0	1-0	0-0	S. Wilson	1	1	2	0	0	0	0-0	0-0
R. Jones	5	0	5	0	0	0	1-12	0-0	T. Lilly	1	0	1	0	0	0	0-0	0-0
M. Harden	4	0	4	1	0	0	0-0	0-0	R. Carter	1	0	1	0	0	0	0-0	0-0
T. Jackson	2	2	4	1	1	0	0-0	0-0	A. Townsend	0	0	0	0	1	0	0-0	0-0
B. Chavous	2	0	2	0	0	0	0-0	0-0	Team Totals	61	17	78	7	2	0	2-12	0-0

FINAL INDIVIDUAL STATISTICS

Pittsburgh Steelers											Denver Broncos												
RUSHING		ATT	YDS	AVG	LG	TD	TKD/		YD		TD	LG	IN	RUSHING		ATT	YDS	AVG	LG	TD	TD	IN	
F. Pollard		16	99	6.2	23	2	2	12	1	25	0	0	0	S. Winder		15	37	2.5	9	0	0	0	
W. Abercrombie		17	75	4.4	18	0	0	0	0	0	0	0	0	J. Elway		4	16	4.0	13	0	0	0	
E. Veals		1	1	1.0	1	0	0	0	0	0	0	0	0	G. Willhite		1	1	1.0	1	0	0	0	
L. Lipps		1	0	0	0	0	0	0	0	0	0	0	0	R. Parros		1	0	0.0	0	0	0	0	
M. Malone		5	-6	-1.2	0	0	0	0	0	0	0	0	0	S. Watson		1	-3	-3.0	-3	0	0	0	
Total		40	169	4.2	23	2	2	12	1	25	0	0	0	Total		22	51	2.3	13	0	0	0	
PASSING		ATT	CMP	YDS	TD	LG	IN	TKD/		YD		TD	LG	IN	PASSING		ATT	CMP	YDS	TD	LG	IN	
M. Malone		28	17	224	2/12	1	25	0	0	0	0	0	0	0	J. Elway		37	19	184	4/37	2	21	2
G. Willhite		1	1	52	0/0	0	52	0	0	0	0	0	0	G. Willhite		1	1	52	0/0	0	52	0	
Total		28	17	224	2/12	1	25	0	0	0	0	0	0	Total		38	20	236	4/37	2	52	2	
RECEIVING		NO	YDS	LG	TD	TKD/		YD		TD	LG	IN	RECEIVING		NO	YDS	LG	TD	TD	IN			
L. Lipps		5	86	25	1	0	0	0	0	0	0	0	S. Watson		11	177	52	1	0	0			
F. Pollard		4	48	17	0	0	0	0	0	0	0	0	S. Winder		4	22	8	0	0	0			
J. Stallworth		3	38	14	0	0	0	0	0	0	0	0	J. Wright		2	16	9t	1	0	0			
W. Abercrombie		3	18	6	0	0	0	0	0	0	0	0	G. Willhite		2	12	8	0	0	0			
B. Cunningham		1	19	19	0	0	0	0	0	0	0	0	R. Alexander		1	9	9	0	0	0			
R. Thompson		1	15	15	0	0	0	0	0	0	0	0	Total		20	236	52	2	0	0			
Total		17	224	25	1	0	0	0	0	0	0	0	Total		20	236	52	2	0	0			
INTERCEPTIONS		NO	YDS	LG	TD	TKD/		YD		TD	LG	IN	INTERCEPTIONS		NO	YDS	LG	TD	TD	IN			
E. Williams		1	28	28	0	0	0	0	0	0	0	0	G. Dunn		1	6	6	0	0	0			
G. Dunn		1	6	6	0	0	0	0	0	0	0	0	Total		0	0	0	0	0	0			
Total		2	34	28	0	0	0	0	0	0	0	0	Total		0	0	0	0	0	0			
PUNTING		NO	YDS	AVG	TB	IN20	LG	TKD/		YD		TD	LG	IN	PUNTING		NO	YDS	AVG	TB	IN20	LG	
C. Colquitt		2	85	42.5	0	0	46	0	0	0	0	0	0	0	C. Norman		4	169	42.3	0	1	51	
TEAM		1	0	0.0	0	0	0	0	0	0	0	0	0	0	Total		4	169	42.3	0	1	51	
Total		3	85	28.3	0	0	46	0	0	0	0	0	0	Total		4	169	42.3	0	1	51		
PUNT RETURNS		NO	FC	YDS	LG	TD	TKD/		YD		TD	LG	IN	PUNT RETURNS		NO	FC	YDS	LG	TD	TD	IN	
L. Lipps		3	0	9	7	0	0	0	0	0	0	0	0	G. Willhite		2	0	17	17	0	0	0	
Total		3	0	9	7	0	0	0	0	0	0	0	Total		2	0	17	17	0	0	0		
KICKOFF RETURNS		NO	FC	YDS	LG	TD	TKD/		YD		TD	LG	IN	KICKOFF RETURNS		NO	FC	YDS	LG	TD	TD	IN	
L. Lipps		3	0	73	34	0	0	0	0	0	0	0	0	G. Willhite		2	0	56	31	0	0	0	
R. Erenberg		1	0	29	29	0	0	0	0	0	0	0	0	Total		2	0	56	31	0	0	0	
Total		4	0	102	34	0	0	0	0	0	0	0	Total		2	0	56	31	0	0	0		
FUMBLES		Fum	Rec.	Yds	TD	FF	Rec.	Yds	TD	Out	Bnds	Denver Broncos		Fum	Rec.	Yds	TD	FF	Rec.	Yds	TD	Bnds	
M. Malone		2	0	0	0	0	0	0	0	0	0	0	J. Elway		1	1	0	0	0	0	0	0	0
L. Lipps		1	1	0	0	0	0	0	0	0	0	0	A. Townsend		0	0	0	0	0	1	0	0	0
Total		3	1	0	0	0	0	0	0	0	0	Total		2	2	0	0	0	2	0	0	0	0

FINAL TEAM STATISTICS

1983 AFC WILD CARD PLAYOFF GAME

SEATTLE 31, DENVER 7

Dec. 24, 1983 • Kingdome • Seattle, Wash.

Weather: Indoors • Attendance: 60,752 • Time: 2:53

Seattle broke open a close contest with two second-half Dave Krieg touchdown passes as the Seahawks beat Denver 31-7 in the AFC Wild Card playoff game.

Seattle scored on its first possession of the day with a 17-yard pass from Krieg to Steve Largent. Later in the first quarter, Denver mounted a 9-play, 76-yard drive, scoring on a 13-yard pass from Steve DeBerg to Jesse Myles. Seattle cornerback Kerry Justin intercepted a DeBerg pass on Denver's next drive and the Seahawks drove to the Denver 20-yard line, with Norm Johnson converting a 37-yard field goal.

Denver then drove to the Seattle 4-yard line, but Gerald Willhite fumbled and Seattle recovered, and then ran the remaining time off the clock. The second half belonged to the Seahawks as Krieg passed for two touchdowns and running back David Hughes ran for another, making the final score 31-7.

OFFICIALS

Referee — Red Cashion (43); Umpire — John Keck (67); Line Judge — Dick McKenzie (41); Side Judge — Gil Mace (90); Head Linesman — Sid Semon (109); Back Judge — Don Wedge (28); Field Judge — Bob Wortman (84)

STARTING LINEUPS

Denver Broncos				Seattle Seahawks			
Offense		Defense		Offense		Defense	
WR 84	C. Sampson	LE 79	B. Chavous	TE 88	P. Metzelaars	LE 79	J. Green
LT 70	D. Studdard	NT 68	R. Carter	LT 64	R. Essink	NT 72	J. Nash
LG 54	K. Bishop	RE 75	R. Jones	LG 65	E. Bailey	RE 77	J. Bryant
C 64	B. Bryan	LOLB 50	J. Ryan	C 59	B. Bush	LOLB 58	B. Scholtz
RG 60	P. Howard	RT 72	D. Latimer	RG 61	R. Pratt	LILB 52	J. Norman
RT 76	K. Lanier	RILB 53	R. Gradishar	RT 76	S. August	RILB 53	K. Butler
TE 85	R. Egloff	ROLB 57	T. Jackson	TE 87	C. Young	ROLB 56	G. Gaines
WR 81	S. Watson	LCB 20	L. Wright	WR 80	S. Largent	LCB 26	K. Justin
QB 17	S. DeBerg	RCB 31	M. Harden	QB 17	D. Krieg	RCB 22	D. Brown
RB 23	S. Winder	SS 49	D. Smith	RB 28	C. Warner	SS 45	K. Easley
FB 34	N. Poole	FS 43	S. Foley	FB 32	C. Bryant	FS 44	J. Harris

DENVER SUBSTITUTIONS: 3 R. Karlis, 7 R. Karlis, 11 L. Prestridge, 21 M. Dupree, 28 R. Jackson, 29 W. Myers, 37 S. Trimble, 39 J. Myles, 45 S. Wilson, 46 D. Preston, 47 G. Willhite, 52 K. Woodard, 55 R. Dennison, 56 S. Busick, 59 D. Comeaux, 62 T. Glasic, 63 M. Cooper, 65 W. Bowyer, 66 B. Manor, 67 K. Uecker, 74 J. Baker, 77 K. Mecklenburg, 78 R. Stachowski, 82 Z. Thomas, 83 J. Sawyer, 88 R. Odoms. **DID NOT PLAY:** 8 G. Kubiak.

FIELD GOALS (made () & missed)

N. Johnson (37)

VISITOR	Denver Broncos	1	2	3	4	OT	TOTAL
HOME	Seattle Seahawks	7	0	0	0	—	7
		7	3	7	14	—	31

Team	Qtr	Elapsed Time	SCORING PLAY	SCORE
				Visitor Home
SEAHAWKS	1	4:42	S. Largent 17 yd. pass from D. Krieg (N. Johnson, kick) (8-62, 4:33)	0 7
BRONCOS	1	11:22	J. Myles 13 yd. pass from S. DeBerg (R. Karlis, kick) (9-76, 4:08)	7 7
SEAHAWKS	2	5:35	N. Johnson 37 yd. Field Goal (9-32, 4:33)	7 10
SEAHAWKS	3	7:02	P. Metzelaars 5 yd. pass from D. Krieg (N. Johnson, kick) (5-73, 3:19)	7 17
SEAHAWKS	4	0:04	P. Johns 18 yd. pass from D. Krieg (N. Johnson, kick) (9-61, 4:17)	7 24
SEAHAWKS	4	5:26	D. Hughes 2 yd. run (N. Johnson, kick) (9-64, 4:43)	7 31

FINAL BRONCOS DEFENSIVE STATISTICS

(Based on unofficial press box totals)

Player	UT	A	TT	PD	FR	FF	S-Yds	I-Yds
J. Ryan	6	1	7	0	0	0	0-0	0-0
S. Busick	5	1	6	0	0	0	0-0	0-0
T. Jackson	5	1	6	0	0	0	0-0	0-0
R. Gradishar	4	2	6	0	0	0	0-0	0-0
M. Harden	4	2	6	0	0	0	0-0	0-0
B. Chavous	2	4	6	0	0	0	0-0	0-0
R. Carter	4	1	5	0	0	0	0-0	0-0
D. Latimer	4	1	5	0	0	0	0-0	0-0
S. Foley	2	3	5	0	0	0	0-0	0-0
R. Jones	2	3	5	0	0	0	0-0	0-0
D. Smith	4	0	4	0	0	0	0-0	0-0
L. Wright	2	0	2	0	0	0	0-0	0-0
K. Woodard	2	0	2	0	0	0	1-11	0-0
B. Manor	1	0	1	0	0	0	1-10	0-0
W. Myers	1	0	1	0	0	0	0-0	0-0
Team Totals	48	19	67	0	0	0	2-21	0-0

FINAL INDIVIDUAL STATISTICS

Denver Broncos						Seattle Seahawks									
RUSHING	ATT	YDS	AVG	LG	TD	RUSHING	ATT	YDS	AVG	LG	TD				
S. Winder	16	59	3.7	35	0	C. Warner	23	99	4.3	15	0				
N. Poole	7	25	3.6	7	0	D. Hughes	3	16	5.3	9	1				
J. Elway	3	16	5.3	11	0	C. Bryant	5	15	3.0	4	0				
G. Willhite	5	16	3.2	6	0	D. Krieg	3	9	3.0	6	0				
C. Sampson	1	8	8.0	8	0	Z. Dixon	3	4	1.3	5	0				
S. Watson	1	1	1.0	1	0	J. Zorn	1	2	2.0	2	0				
Total	33	125	3.8	35	0	Total	38	145	3.8	15	1				
PASSING	ATT	CMP	YDS	TKD/YD	TD	LG	IN	PASSING	ATT	CMP	YDS	TKD/YD	TD	LG	IN
S. DeBerg	19	14	131	2/19	1	32	1	D. Krieg	13	12	200	2/21	3	41	0
J. Elway	15	10	123	0/0	0	21	1	Total	13	12	200	2/21	3	41	0
Total	34	24	254	2/19	1	31	2	Total	13	12	200	2/21	3	41	0
RECEIVING	NO	YDS	LG	TD	RECEIVING	NO	YDS	LG	TD						
J. Myles	7	73	18	1	S. Largent	4	76	34	1						
S. Watson	4	51	22	0	C. Warner	3	22	9	0						
N. Poole	4	17	8	0	P. Johns	2	59	41	0						
C. Sampson	3	52	31	0	C. Young	2	38	28	0						
S. Winder	2	13	11	0	P. Metzelaars	1	5	5t	1						
Z. Thomas	1	19	19	0	Total	12	200	41	3						
R. Egloff	1	16	16	0	INTERCEPTIONS	NO	YDS	LG	TD						
S. Wilson	1	12	12	0	K. Justin	1	45	45	0						
G. Willhite	1	1	1	0	G. Johnson	1	0	0	0						
Total	24	254	31	1	Total	2	45	45	0						
INTERCEPTIONS	NO	YDS	LG	TD	PUNTING	NO	YDS	AVG	TB	IN20	LG				
Total	0	0	0	0	J. West	3	125	41.7	0	0	47				
PUNTING	NO	YDS	AVG	TB	IN20	LG	Total	3	125	41.7	0	0	47		
L. Prestridge	4	191	47.8	0	0	49	PUNT RETURNS	NO	FC	YDS	LG	TD			
Total	4	191	47.8	0	0	49	P. Johns	4	0	58	19	0			
PUNT RETURNS	NO	FC	YDS	LG	TD	RETURNS	NO	FC	YDS	LG	TD				
Z. Thomas	3	0	10	6	0	Z. Thomas	4	0	31	0	0				
Returns	3	0	10	6	0	S. Wilson	2	0	43	1	0				
KICKOFF RETURNS	NO	FC	YDS	LG	TD	Returns	2	43	31	0					
Z. Thomas	4	0	81	22	0	DENVER BRONCOS	Fum	Own	Yds	TD	Opp. Rec.	Yds	TD	Out Bnds	
S. Wilson	2	0	37	20	0	G. Willhite	1	0	0	0	0	0	0	0	
Returns	6	118	22	0	0	Seattle Seahawks	Fum	Own	Yds	TD	Opp. Rec.	Yds	TD	Out Bnds	
Total	1	0	0	0	0	C. Warner	1	0	0	0	0	0	0	0	
INTERCEPTIONS	NO	YDS	LG	TD	0	P. Metzelaars	0	1	0	0	0	0	0	0	
Total	0	0	0	0	0	P. Moyer	0	0	0	0	1	0	0	0	
PUNTING	NO	YDS	AVG	TB	IN20	LG	Total	1	1	0	0	0	1	0	0
L. Prestridge	4	191	47.8	0	0	49	FINAL TEAM STATISTICS								

FINAL TEAM STATISTICS

	VISITOR BRONCOS	HOME SEAHAWKS
TOTAL FIRST DOWNS	21	17
By Rushing	5	8
By Passing	14	9
By Penalty	2	0
THIRD DOWN EFFICIENCY	9-17-53%	5-10-50%
FOURTH DOWN EFFICIENCY	1-2-50%	1-1-100%
TOTAL NET YARDS	360	324
Total Offensive Plays (inc. times thrown passing)	69	53
Average gain per offensive play	5.2	6.1
NET YARDS RUSHING	125	145
Total Rushing Plays	33	38
Average gain per rushing play	3.8	3.8
NET YARDS PASSING	235	179
Times thrown — yards lost attempting to pass	2-19	2-21
Gross yards passing	254	200
PASS ATTEMPTS-COMPLETIONS-HAD INTERCEPTED	34-24-2	13-12-0
Average gain per pass play (inc. # thrown passing)	6.5	11.9
PUNTS Number and Average	4-48	3-42
Had Blocked	0	0
FGs — PATs Had Blocked	0-0	0-0
TOTAL RETURN YARDAGE (Not Including Kickoffs)	9-128	8-146
No. and Yards Punt Returns	3-10	4-58
No. and Yards Kickoff Returns	6-118	2-43
No. and Yards Interception Returns	0-0	2-45
PENALTIES Number and Yards	5-35	3-34
FUMBLES Number and Lost	1-1	1-0
TOUCHDOWNS	1	4
Rushing	0	1
Passing	1	3
Returns	0	0
EXTRA POINTS Made-Attempts	1-1	4-4
FIELD GOALS Made-Attempts	0-0	1-1
SAFETIES	0	0
FINAL SCORE	7	31
TIME OF POSSESSION	30:57	29:03

1979 AFC WILD CARD PLAYOFF GAME

HOUSTON 13, DENVER 7

Dec. 23, 1979 • Astrodome • Houston, Texas

Weather: Indoors • Attendance: 48,776 • Time: 2:59

Toni Fritsch kicked two field goals to provide the margin of victory as the Houston Oilers played strong second half defense and defeated the Broncos 13-7, earning the Oilers advancement in the American Football Conference playoffs.

Fritsch opened the scoring with a 31-yard first period field goal, but Denver came back to take a 7-3 lead on a 7-yard pass from Craig Morton to running back Dave Preston, an 80-yard drive that took the Broncos 13 plays.

Houston went ahead to stay on a 3-yard burst by Earl Campbell at 14:14 of the second period. However, Campbell was injured on the play and did not return to action in the second half. Oiler quarterback Dan Pastorini and wide receiver Ken Burrough also left the contest due to injuries, both early in the second half, putting a severe crimp in the Houston attack. But the Broncos were able to move the ball for only 216 yards total offense, and the tenacious Houston defense sacked Morton times for 40 yards in losses as the Oilers held on to win.

Linebacker Bob Swenson intercepted a Gifford Nielsen pass at the Oiler 26-yard line midway through the fourth period, but two sacks of Morton led to a 50-yard field goal attempt by Fred Steinfort. Steinfort's kick hit the upright, and the Oilers later drove for a second field goal by Fritsch, this one of 20 yards, providing the final victory margin.

Denver drove to the Houston 27 at the 2-minute mark, but the Oiler defense again rose to the occasion to stifle the threat and secure the win, eliminating the Broncos from the playoffs.

OFFICIALS

Referee — Gene Barth (14); Umpire — Bob Boylston (101); Line Judge — Bill Reynolds (53); Side Judge — Royal Cathcart (16); Head Linesman — Gil Mace (90); Back Judge — Jim Kearney (107); Field Judge — Bob Lewis (18)

STARTING LINEUPS

Denver Broncos				Houston Oilers			
Offense		Defense		Offense		Defense	
WR 80	R. Upchurch	LE 79	B. Chavous	WR 00	K. Burrough	DE 69	A. Dorris
LT 70	D. Studdard	NT 68	R. Carter	LT 74	L. Gray	MG 78	C. Culp
LG 62	T. Glassic	RE 66	B. Manor	LG 58	D. Carter	DE 65	E. Betheta
C 64	B. Bryan	LOLB 51	B. Swenson	C 55	C. Mauck	LB 59	T. Washington
RG 60	P. Howard	LILB 59	J. Rizzo	RG 60	E. Fisher	LB 54	G. Bingham
RT 71	C. Minor	RILB 53	R. Gradishar	RT 70	C. Hayman	LB 53	A. Stringer
TE 88	R. Odoms	ROLB 57	T. Jackson	TE 86	M. Barber	LB 52	R. Brazile
WR 25	H. Moses	LC 20	L. Wright	WR 88	R. Caster	CB 33	J.C. Wilson
QB 7	C. Morton	RC 43	S. Foley	QB 7	D. Pastorini	CB 27	G. Stemrick
RB 24	O. Armstrong	SS 36	B. Thompson	RB 45	T. Wilson	SS 32	V. Perry
RB 32	J. Keyworth	WS 29	B. Jackson	RB 34	E. Campbell	WS 37	M. Reinfeldt

DENVER SUBSTITUTIONS: 11 L. Prestridge, 14 N. Weese, 15 J. Turner, 19 F. Steinfort, 23 C. Pane, 30 J. Jensen, 35 L. Canada, 40 C. West, 46 D. Preston, 50 J. Ryan, 55 K. Brown, 56 L. Evans, 58 R. Nairne, 63 J. Grant, 65 G. Hyde, 72 D. Latimer, 73 K. Clark, 81 S. Watson, 84 V. Kinney, 85 R. Eglloff, 88 R. Odoms. **DID NOT PLAY:** 12 C. Penrose, 47 G. Atkinson, 78 B. Radford.

FIELD GOALS (made () & missed)

Player	Yards	Result
F. Steinfort	50	hit upright
T. Fritsch	31	(20)
	1	2
	3	4
	OT	TOTAL
VISITOR	Denver Broncos	7
HOME	Houston Oilers	3
		7
		13

Team	Qtr	Elapsed Time	SCORING PLAY	SCORE	
				Visitor	Home
OILERS	1	4:58	T. Fritsch 31 yd. Field Goal (11-64, 4:59)	0	3
BRONCOS	1	11:33	D. Preston 7 yd. pass from C. Morton (J. Turner, kick) (11-80, 6:35)	7	3
OILERS	2	14:14	E. Campbell 3 yd. run (T. Fritsch, kick) (9-74, 1:47)	7	10
OILERS	4	10:42	T. Fritsch 20 yd. Field Goal (6-17, 3:35)	7	13

FINAL BRONCOS DEFENSIVE STATISTICS

(Based on unofficial press box totals)

Player	UT	A	TT	PD	FR	FF	S-Yds	I-Yds	Player	UT	A	TT	PD	FR	FF	S-Yds	I-Yds
R. Gradishar	12	1	13	2	0	0	0-0	0-0	B. Manor	2	0	2	0	0	0	0-0	0-0
R. Carter	6	4	10	0	0	0	0-0	0-0	J. Rizzo	2	0	2	0	0	0	0-0	0-0
T. Jackson	4	2	6	0	0	0	0-0	0-0	J. Ryan	2	0	2	0	0	0	0-0	0-0
B. Jackson	4	1	5	0	0	0	0-0	0-0	L. Canada	1	0	1	0	0	0	0-0	0-0
B. Chavous	4	0	4	0	0	0	1-11	0-0	L. Evans	1	0	1	0	0	0	0-0	0-0
B. Swenson	4	0	4	1	0	0	0-0	1-0	J. Grant	1	0	1	0	0	0	0-0	0-0
D. Latimer	3	0	3	0	0	0	0-0	0-0	B. Thompson	1	0	1	0	0	0	0-0	1-12
L. Wright	3	0	3	2	0	0	0-0	0-0	C. West	1	0	1	0	0	0	0-0	0-0
S. Foley	2	0	2	2	0	0	0-0	0-0	Team Totals	53	8	61	7	0	0	1-11	2-12

FINAL INDIVIDUAL STATISTICS

Denver Broncos							Houston Oilers												
RUSHING	ATT	YDS	AVG	LG	TD		RUSHING	ATT	YDS	AVG	LG	TD							
O. Armstrong	12	51	4.3	15	0		R. Carpenter	16	59	3.7	9	0							
L. Canada	4	29	7.2	13	0		E. Campbell	16	50	3.1	9	1							
D. Preston	9	24	2.7	7	0		T. Wilson	8	21	2.6	5	0							
J. Jensen	4	5	1.2	3	0		R. Coleman	2	5	2.5	4	0							
R. Upchurch	1	3	3.0	3	0														
C. Morton	2	0	0.0	0	0														
Total	32	112	3.5	15	0		Total	42	135	3.2	9	1							
PASSING	ATT	CMP	YDS	TKD/YD	TD	LG	IN	PASSING	ATT	CMP	YDS	TKD/YD	TD	LG	IN				
C. Morton	27	14	144	6/40	1	25	1	D. Pastorini	18	8	147	1/11	0	41	1				
								G. Nielsen	4	2	9	0/0	0	6	1				
Total	27	14	144	6/40	1	25	1	Total	22	10	158	1/11	0	41	2				
RECEIVING	NO	YDS	LG	TD				RECEIVING	NO	YDS	LG	TD							
D. Preston	4	40	12	1				T. Wilson	4	53	20	0							
H. Moses	3	47	25	0				R. Carpenter	3	26	13	0							
O. Armstrong	2	22	13	0				R. Coleman	1	41	41	0							
R. Odoms	2	3	3	0				M. Barber	1	31	31	0							
R. Eglloff	1	17	17	0				E. Campbell	1	7	7	0							
J. Jensen	1	11	11	0															
L. Canada	1	4	4	0				Total	10	158	41	0							
Total	14	144	25	1				INTERCEPTIONS	NO	YDS	LG	TD							
INTERCEPTIONS	NO	YDS	LG	TD				B. Thompson	1	12	12	0							
B. Thompson	1	12	12	0				B. Swenson	1	0	0	0							
B. Swenson	1	0	0	0				Total	1	15	15	0							
Total	2	12	12	0				PUNTING	NO	YDS	AVG	TB	IN20	LG					
PUNTING	NO	YDS	AVG	TB	IN20	LG		C. Parsley	5	216	43.2	0	3	49					
L. Prestridge	6	266	44.4	0	3	52		Total	5	216	43.2	0	3	49					
Total	6	266	44.4	0	3	52		PUNT RETURNS	NO	FC	YDS	LG	TD						
PUNT RETURNS	NO	FC	YDS	LG	TD			R. Upchurch	2	0	25	17	0						
R. Upchurch	2	0	25	17	0			Returns	2	0	25	17	0						
Returns	2	0	25	17	0			KICKOFF RETURNS	NO	FC	YDS	LG	TD						
KICKOFF RETURNS	NO	FC	YDS	LG	TD			D. Preston	3	56	22	0							
D. Preston	3	56	22	0				R. Upchurch	1	27	27	0							
R. Upchurch	1	27	27	0				Returns	4	83	27	0							
Returns	4	83	27	0				Denver Broncos	Fum	Own	Yds	TD	Opp.	Rec.	Yds	TD	Out		
FUMBLES	Fum	Own	Yds	TD	Opp.	Rec.	Yds	TD	Bnds	Houston Oilers	Fum	Own	Yds	TD	Opp.	Rec.	Yds	TD	Out
C. Morton	1	1	0	0	0	0	0	0	0	Total	0	0	0	0	0	0	0	0	0
Total	1	1	0	0	0	0	0	0	0										

FINAL TEAM STATISTICS

	VISITOR BRONCOS	HOME OILERS
TOTAL FIRST DOWNS	17	15
By Rushing	7	8
By Passing	9	6
By Penalty	1	1
THIRD DOWN EFFICIENCY	4-13-31%	7-17-40%
FOURTH DOWN EFFICIENCY	0-1-0%	0-1-0%
TOTAL NET YARDS	216	282
Total Offensive Plays (inc. times thrown passing)	65	65
Average gain per offensive play	3.3	4.3
NET YARDS RUSHING	112	135
Total Rushing Plays	32	42
Average gain per rushing play	3.5	3.2
NET YARDS PASSING	104	147
Times thrown — yards lost attempting to pass	6-40	1-11
Gross yards passing	144	158
PASS ATTEMPTS-COMPLETIONS-HAD INTERCEPTED	27-14-1	22-10-2
Average gain per pass play (inc. # thrown passing)	3.1	6.4
PUNTS Number and Average	5-45	5-43
Had Blocked	0	0
FGs — PATs Had Blocked	0-0	0-0
TOTAL RETURN YARDAGE (Not Including Kickoffs)	37	57
No. and Yards Punt Returns	2-25	5-42
No. and Yards Kickoff Returns	4-83	1-26
No. and Yards Interception Returns	2-12	1-15
PENALTIES Number and Yards	7-70	2-19
FUMBLES Number and Lost	1-0	0-0
TOUCHDOWNS	1	1
Rushing	0	1
Passing	1	0
Returns	0	0
EXTRA POINTS Made-Attempts	1-1	1-1
FIELD GOALS Made-Attempts	0-1	2-2
SAFETIES	0	0
FINAL SCORE	7	13
TIME OF POSSESSION	27:38	32:22

1978 AFC DIVISIONAL PLAYOFF GAME

PITTSBURGH 33, DENVER 10

Dec. 30, 1978 • Three Rivers Stadium • Pittsburgh, Pa.

Weather: Light Rain, 33°, Wind S 5 mph • Attendance: 48,921 • Time: 3:02

Two fourth-quarter touchdown passes by Pittsburgh quarterback Terry Bradshaw lifted the Steelers to a 33-10 victory over the Denver Broncos and into the American Football Conference Championship game.

Bradshaw's scoring tosses included a 45-yard bomb to John Stallworth and a 38-yarder to Lynn Swann, capping a brilliant performance by the Pittsburgh passer.

The Broncos took the early lead on a 37-yard Jim Turner field goal, but Pittsburgh's Franco Harris ran for two touchdowns — a 1-yarder and an 18-yarder — and Roy Gerela kicked a 24-yard field goal to give the Steelers a 16-3 advantage. Denver cut the margin to 16-10 on a 3-yard Dave Preston touchdown run, but Gerela kicked another field goal to make the halftime margin 19-10.

Denver threatened to come closer in the third period, but Turner's 29-yard field goal attempt was blocked, and Bradshaw's passing sealed Denver's fate early in the final stanza.

The Steelers rolled to 425 yards total offense, with Bradshaw accounting for 272 through the air — 156 on 10 receptions by Stallworth.

The eventual World Champion Steelers limited the Broncos' ground game to just 87 yards in earning the right to play the Houston Oilers for the AFC crown the following week.

OFFICIALS

Referee — Gene Barth (14); Umpire — Gordon Wells (89); Line Judge — Bob Beeks (59); Side Judge — Royal Cathcart (16); Head Linesman — Ed Marion (26); Back Judge — John Fouch (45); Field Judge — Dick Dolack (31)

STARTING LINEUPS

Denver Broncos				Pittsburgh Steelers			
Offense		Defense		Offense		Defense	
WR 82	J. Dolbin	LE 79	B. Chavous	WR 82	J. Stallworth	LE 68	L. Greenwood
LT 71	C. Minor	NT 68	R. Carter	LT 55	J. Kolb	LT 75	J. Greene
LG 62	T. Glassic	RE 77	L. Alzado	LG 57	S. Davis	RT 64	S. Furness
C 64	B. Bryan	LOLB 51	B. Swenson	C 52	M. Webster	RE 76	J. Banaszak
RG 60	P. Howard	LILB 59	J. Rizzo	RG 74	R. Pinney	LLB 59	J. Ham
RT 76	T. Neville	RILB 53	R. Gradishar	RT 79	L. Brown	MLB 58	J. Lambert
TE 88	R. Odoms	ROLB 57	T. Jackson	TE 84	R. Grossman	RLB 56	R. Cole
WR 25	H. Moses	LC 20	L. Wright	WR 88	L. Swann	LCB 29	R. Johnson
QB 7	C. Morton	RC 43	S. Foley	QB 12	T. Bradshaw	RCB 47	M. Blount
RB 41	R. Lytle	SS 36	B. Thompson	RB 20	R. Bleier	SS 31	D. Shell
RB 32	J. Keyworth	WS 29	B. Jackson	RB 32	F. Harris	FS 23	M. Wagner

DENVER SUBSTITUTIONS: 10 B. Dilts, 14 N. Weese, 15 J. Turner, 23 C. Pane, 27 M. Harvey, 33 L. Perrin, 35 L. Canada, 40 C. West, 46 D. Preston, 50 B. Maples, 55 G. Turk, 56 L. Evans, 58 R. Nairne, 63 J. Grant, 65 G. Hyde, 80 R. Upchurch, 84 V. Kinney, 87 B. Moore. **DID NOT PLAY:** 12 C. Penrose, 24 O. Armstrong, 66 B. Manor, 67 S. Schindler.

FIELD GOALS (made () & missed)

J. Turner (37) 29B R. Gerela (24) (27)

VISITOR	Denver Broncos	1	2	3	4	OT	TOTAL
HOME	Pittsburgh Steelers	3	7	0	0	—	10
		6	13	0	14	—	33

Team	Qtr	Elapsed Time	SCORING PLAY	SCORE
				Visitor Home
BRONCOS	1	9:10	J. Turner 37 yd. Field Goal (5-6, 3:41)	3 0
STEELERS	1	12:27	F. Harris 1 yd. run (kick failed) (8-66, 3:17)	3 6
STEELERS	2	1:36	F. Harris 18 yd. run (R. Gerela, kick) (4-43, 2:05)	3 13
STEELERS	2	8:54	R. Gerela 24 yd. Field Goal (8-38, 3:20)	3 16
BRONCOS	2	13:04	D. Preston 3 yd. run (J. Turner, kick) (4-49, 2:00)	10 16
STEELERS	2	14:53	R. Gerela 27 yd. Field Goal (7-45, 1:49)	10 19
STEELERS	4	3:29	J. Stallworth 45 yd. pass from T. Bradshaw (R. Gerela, kick) (4-71, 2:14)	10 26
STEELERS	4	4:03	L. Swann 38 yd. pass from T. Bradshaw (R. Gerela, kick) (2-29, 0:21)	10 33

FINAL BRONCOS DEFENSIVE STATISTICS

(Based on unofficial press box totals)

Player	UT	A	TT	PD	FR	FF	S-Yds	I-Yds	Player	UT	A	TT	PD	FR	FF	S-Yds	I-Yds
R. Gradishar	8	5	13	0	0	0	0-0	0-0	J. Grant	3	1	4	0	0	0	0-0	0-0
S. Foley	7	2	9	1	0	0	0-0	0-0	B. Manor	3	1	4	0	0	0	0-0	0-0
B. Swenson	6	3	9	1	0	0	0-0	0-0	B. Thompson	3	1	4	1	0	0	0-0	0-0
J. Rizzo	6	2	8	0	0	0	0-0	0-0	R. Carter	2	1	3	0	0	0	0-0	0-0
L. Wright	5	1	6	1	0	0	0-0	0-0	B. Jackson	2	1	3	1	1	0	0-0	0-0
L. Alzado	4	2	6	0	0	0	0-0	0-0	G. Turk	2	0	2	0	0	0	0-0	0-0
T. Jackson	4	2	6	1	0	0	0-0	0-0	C. West	1	0	1	0	0	0	0-0	0-0
B. Chavous	3	2	5	0	0	0	0-0	0-0	C. Latimer	1	0	1	0	0	0	0-0	0-0
L. Evans	3	1	4	0	0	0	0-0	0-0	Team Totals	63	25	98	6	1	0	0-0	1-4

FINAL INDIVIDUAL STATISTICS

Denver Broncos							Pittsburgh Steelers										
RUSHING	ATT	YDS	AVG	LG	TD		RUSHING	ATT	YDS	AVG	LG	TD					
N. Weese	4	43	10.7	12	0		F. Harris	24	105	4.4	18	2					
D. Preston	4	14	3.5	10	1		R. Bleier	8	26	3.2	8	0					
J. Keyworth	6	12	2.0	5	0		R. Moser	2	6	3.0	3	0					
R. Lytle	5	6	1.2	4	0		T. Bradshaw	2	4	2.0	4	0					
L. Perrin	6	6	1.0	8	0		S. Thornton	2	4	2.0	3	0					
O. Armstrong	1	3	3.0	3	0		J. Deloplaire	1	4	4.0	4	0					
L. Canada	1	3	3.0	3	0		J. Smith	1	4	4.0	4	0					
Total	27	87	3.2	12	1		Total	40	153	3.8	18	2					
PASSING	ATT	CMP	YDS	TKD/YD	TD	LG	IN	PASSING	ATT	CMP	YDS	TKD/YD	TD	LG	IN		
N. Weese	16	8	118	5/30	0	28	0	T. Bradshaw	29	16	272	0/0	2	45	1		
C. Morton	5	3	34	1/7	0	19	0										
B. Dilts	1	1	16	0/0	0	16	0	Total	29	16	272	0/0	2	45	1		
Total	22	12	168	6/37	0	28	0	RECEIVING	NO	YDS	LG	TD					
								J. Dolbin	4	77	28	0					
								H. Moses	2	33	19	0					
								D. Preston	2	19	16	0					
								L. Perrin	2	16	11	0					
								R. Odoms	1	24	24	0					
								R. Lytle	1	-1	-1	0					
Total	12	168	28	0	0	0	0	Total	16	272	45	2					
INTERCEPTIONS	NO	YDS	LG	TD				INTERCEPTIONS	NO	YDS	LG	TD					
B. Swenson	0	4	4	0													
B. Thompson	0	6	6	0				Total	0	0	0	0					
Total	1	10	6	0	0	0	0	PUNTING	NO	YDS	AVG	TB	IN20	LG			
								B. Dilts	6	204	34.0	0	1	43			
Total	6	204	34.0	0	1	43	0	Total	2	72	36.0	0	1	38			
PUNT RETURNS	NO	FC	YDS	LG	TD			PUNT RETURNS	NO	FC	YDS	LG	TD				
R. Upchurch	2	0	30	22	0			T. Bell	3	1	7	4	0				
Total	2	0	30	22	0	0	0	J. Deloplaire	1	0	21	21	0				
								J. Smith	0	1	0	0	0				
Returns	2	0	30	22	0	0	0	Returns	4	2	28	21	0				
KICKOFF RETURNS	NO	FC	YDS	LG	TD			KICKOFF RETURNS	NO	FC	YDS	LG	TD				
R. Upchurch	3	0	47	24	0			L. Anderson	2	2	57	30	0				
L. Perrin	1	1	18	18	0			S. Thornton	1	1	8	8	0				
J. Keyworth	1	1	5	5	0			Total	3	65	30	0					
C. Pane	1	0	0	0	0												
Returns	6	70	24	0	0	0	0										
Denver Broncos	Own	Yds	TD	FF	Opp.	Yds	TD	Out	Pittsburgh Steelers	Own	Yds	TD	FF	Opp.	Yds	TD	Out
FUMBLES	Fum	Rec.	0	0	0	0	0	Bnds	FUMBLES	Fum	Rec.	0	0	0	0	0	Bnds
L. Canada	1	0	0	0	0	0	0	0	D. Shell	0	0	0	0	0	1	0	0
T. Jackson	0	0	0	0	0	0	0	0	T. Bell	1	0	0	0	0	0	0	0
R. Upchurch	1	0	0	0	0	0	0	0	T. Dungy	0	1	0	0	0	0	0	0
Total	2	0	0	0	0	1	0	0	T. Bradshaw	2	1	-12	0	0	0	0	0
									R. Bleier	1	0	0	0	0	0	0	0
									R. Grossman	0	1	0	0	0	0	0	0
									D. Winston	0	0	0	0	0	1	0	0
Total	4	3	-12	0	0	2	0	0	Total	4	3	-12	0	0	1	0	0

FINAL TEAM STATISTICS

	VISITOR BRONCOS	HOME STEELERS
TOTAL FIRST DOWNS	15	24
By Rushing	5	9
By Passing	8	11
By Penalty	2	4
THIRD DOWN EFFICIENCY	3-14-21%	6-14-43%
FOURTH DOWN EFFICIENCY	1-2-50%	3-4-75%
TOTAL NET YARDS	218	425
Total Offensive Plays (inc. times thrown passing)	55	69
Average gain per offensive play	3.9	6.1
NET YARDS RUSHING	87	153
Total Rushing Plays	27	40
Average gain per rushing play	3.2	3.8
NET YARDS PASSING	131	272
Times thrown — yards lost attempting to pass	6-37	0-0
Gross yards passing	168	272
PASS ATTEMPTS-COMPLETIONS-HAD INTERCEPTED	22-12-0	29-16-1
Average gain per pass play (inc. # thrown passing)	4.8	9.4
PUNTS Number and Average	6-34	2-36
Had Blocked	0	0
FGs — PATs Had Blocked	1-0	0-0
TOTAL RETURN YARDAGE (Not Including Kickoffs)	110	93
No. and Yards Punt Returns	2-30	4-28
No. and Yards Kickoff Returns	6-70	3-65
No. and Yards Interception Returns	1-10	0-0
PENALTIES Number and Yards	8-104	11-88
FUMBLES Number and Lost	2-2	4-1
TOUCHDOWNS	1	4
Rushing	1	2
Passing	0	2
EXTRA POINTS Made-Attempts	1-1	3-4
FIELD GOALS Made-Attempts	1-2	2-2
FINAL SCORE	10	33
TIME OF POSSESSION	29:39	30:21

SUPER BOWL XII

DALLAS 27, DENVER 10

Jan. 15, 1978 • Louisiana Superdome • New Orleans, La.

Weather: Indoors • Attendance: 76,400 • Time: 3:32

The Dallas Cowboys evened their Super Bowl record at 2-2 by defeating the Denver Broncos 27-10 before a sellout crowd of 76,400, plus 90 million television viewers, the largest audience ever to watch a sporting event.

Dallas converted two pass interceptions — by safety Randy Hughes and cornerback Aaron Kyle — into 10 points and Efen Herrera added a 35-yard field goal to give the Cowboys a 13-0 half-time advantage. The Denver offense had trouble getting untracked against the hard-hitting Cowboy defense. The Broncos lost three fumbles and were intercepted twice on their last five possessions of the first half.

The Broncos came back momentarily at the outset of the third period. Craig Morton engineered a drive to the Cowboys 30-yard line from where Jim Turner booted a 47-yard field goal to make the score 13-3. After an exchange of punts, Dallas wide receiver Butch Johnson made a spectacular diving catch in the end zone to complete a 45-yard pass from Roger Staubach to put the Cowboys ahead 20-3.

However, the momentum swung back to the Broncos as Rick Upchurch returned the kickoff 67 yards to the Dallas 26. On the second play of the series, Norris Weese relieved Craig Morton at quarterback. Morton, who was intercepted only eight times during the regular season, had thrown a Super Bowl record four interceptions. Weese guided the Broncos to a touchdown — a 1-yarder by Ron Lytle — to cut the Dallas lead to 20-10 with 5:39 left in the third quarter.

But Dallas clinched the victory when running back Robert Newhouse threw a 29-yard touchdown pass to Golden Richards on an option play with 7:04 remaining in the game. It was the first pass thrown by Newhouse since the 1975 regular season. The Cowboys' offense amassed 325 yards while the defense limited the Broncos to 156 in a game that saw the Cowboys control the ball 38:34 to Denver's 21:26.

Roger Staubach completed 17 of 25 passes for 183 yards while Harvey Martin and Randy White — who were named co-MVPs — led the Cowboys defense which recovered four fumbles and intercepted four passes.

OFFICIALS

Referee — Jim Tunney (32); Umpire — Joe Connell (57); Line Judge — Art Holst (33); Head Linesman — Tony Veteri (36); Back Judge — Ray Douglas (5); Field Judge — Bob Wortman (84)

STARTING LINEUPS

Dallas Cowboys				Denver Broncos			
Offense		Defense		Offense		Defense	
WR 86	B. Johnson	LE 72	E. Jones	WR 82	J. Dolbin	LE 79	B. Chavous
LT 73	R. Neely	LT 75	J. Pugh	LT 74	A. Maurer	NT 68	R. Carter
LG 68	H. Scott	RT 54	R. White	LG 62	T. Glassic	RE 77	L. Alzado
C 62	J. Fitzgerald	RE 79	H. Martin	C 52	M. Montier	LQB 51	B. Swenson
RG 64	T. Rafferty	LLB 56	T. Henderson	RG 60	P. Howard	LILB 59	J. Rizzo
RT 67	P. Donovan	MLB 53	B. Breunig	RT 71	C. Minor	RILB 53	R. Gradischar
TE 89	B. DuPree	RLB 50	D.D. Lewis	TE 88	R. Odoms	ROLB 57	T. Jackson
WR 88	D. Pearson	LCB 31	B. Barnes	WR 25	H. Moses	LCB 20	L. Wright
QB 12	R. Staubach	RCB 25	A. Kyle	QB 7	C. Morton	RCB 43	S. Foley
RB 33	T. Dorsett	SS 41	C. Waters	RB 24	O. Armstrong	SS 36	B. Thompson
RB 44	R. Newhouse	FS 43	C. Harris	RB 32	J. Keyworth	FS 29	B. Jackson

DENVER SUBSTITUTIONS: 10 B. Dilts, 14 N. Weese, 15 J. Turner, 21 R. Pollt, 30 J. Jensen, 35 L. Perrin, 40 R. Rich, 41 R. Lytle, 50 B. Maples, 55 G. Turk, 56 L. Evans, 58 R. Nairne, 63 J. Grant, 65 G. Hyde, 66 B. Manor, 70 P. Smith, 73 H. Allison, 80 R. Upchurch, 85 R. Eglolf, 86 J. Schultz. **DID NOT PLAY:** 12 C. Penrose. **INACTIVE:** 26 L. Riley, 67 S. Schindler.

FIELD GOALS (made (___) & missed)

Team	Player	Yds	Made	Missed
Visitor	Dallas Cowboys	1	2	3
Home	Denver Broncos	0	3	7
		0	10	0

Team	Qtr	Elapsed Time	SCORING PLAY	SCORE	
				Visitor	Home
COWBOYS	1	10:31	T. Dorsett 3 yd. run (E. Herrera, kick) (5-25, 2:40)	7	0
COWBOYS	1	13:29	E. Herrera 35 yd. Field Goal (6-17, 1:56)	10	0
COWBOYS	2	3:44	E. Herrera 43 yd. Field Goal (8-32, 3:31)	13	0
BRONCOS	3	2:28	J. Turner 47 yd. Field Goal (9-35, 2:28)	13	3
COWBOYS	3	8:01	B. Johnson 45 yd. pass from R. Staubach (E. Herrera, kick) (6-58, 2:29)	20	3
BRONCOS	3	9:21	R. Lytle 1 yd. run (J. Turner, kick) (5-26, 1:20)	20	10
COWBOYS	4	7:56	G. Richards 29 yd. pass from R. Newhouse (E. Herrera, kick) (1-29, 0:07)	27	10

FINAL BRONCOS DEFENSIVE STATISTICS

(Based on unofficial press box totals)

Player	UT	A	TT	PD	FR	FF	S-Yds	I-Yds	Player	UT	A	TT	PD	FR	FF	S-Yds	I-Yds
J. Rizzo	6	3	9	1	0	0	0-0	0-0	P. Smith	2	1	3	0	0	0	0-0	0-0
R. Carter	6	2	8	0	1	0	2-10	0-0	B. Chavous	2	0	2	0	0	0	0-0	0-0
R. Gradischar	5	3	8	1	0	0	0-0	0-0	J. Grant	2	0	2	0	0	0	0-0	0-0
T. Jackson	7	0	7	1	1	0	1-9	0-0	S. Foley	1	1	2	0	0	0	0-0	0-0
L. Alzado	6	1	7	0	0	0	2-16	0-0	R. Pollt	1	1	2	0	0	0	0-0	0-0
B. Jackson	5	2	7	1	0	0	0-0	0-0	R. Rich	1	1	2	0	0	0	0-0	0-0
B. Swenson	4	2	6	1	0	0	0-0	0-0	R. Nairne	1	0	1	0	0	0	0-0	0-0
B. Thompson	3	2	5	2	0	0	0-0	0-0	B. Manor	1	0	1	0	0	0	0-0	0-0
L. Wright	3	2	5	2	0	0	0-0	0-0	Team Totals	56	21	77	9	2	0	5-35	0-0

FINAL INDIVIDUAL STATISTICS

Dallas Cowboys							Denver Broncos								
RUSHING	ATT	YDS	AVG	LG	TD		RUSHING	ATT	YDS	AVG	LG	TD			
T. Dorsett	15	66	4.4	19	1		R. Lytle	10	35	3.5	16	1			
R. Newhouse	14	55	3.9	10	0		O. Armstrong	7	27	3.9	18	0			
D. White	1	13	13.0	13	0		N. Weese	3	26	8.7	10	0			
P. Pearson	3	11	3.7	5	0		J. Jensen	1	16	16.0	16	0			
R. Staubach	3	6	2.0	5	0		J. Keyworth	5	9	1.8	6	0			
S. Laidlaw	1	1	1.0	1	0		L. Perrin	3	8	2.7	4	0			
B. Johnson	1	-9	-9.0	-9	0										
Total	38	143	3.8	19	1		Total	29	121	4.2	18	1			
PASSING	ATT	CMP	YDS	TKD/YD	TD	LG	IN	PASSING	ATT	CMP	YDS	TKD/YD	TD	LG	IN
R. Staubach	25	17	183	5/35	1	45t	0	C. Morton	15	4	39	2/20	0	21	4
D. White	2	1	5	0/0	0	5	0	N. Weese	10	4	22	2/6	0	9	0
R. Newhouse	1	1	29	0/0	1	29t	0								
Total	28	19	217	5/35	2	45t	0	Total	25	8	61	4/26	0	21	4
RECEIVING	NO	YDS	LG	TD			RECEIVING	NO	YDS	LG	TD				
P. Pearson	5	37	11	0			J. Dolbin	2	24	15	0				
B. DuPree	4	66	19	0			R. Odoms	2	9	10	0				
R. Newhouse	3	-1	-1	0			H. Moses	1	21	21	0				
B. Johnson	2	53	45t	1			R. Upchurch	1	9	9	0				
G. Richards	2	38	29t	1			J. Jensen	1	5	5	0				
T. Dorsett	2	11	15	0			L. Perrin	1	-7	-7	0				
D. Pearson	1	13	13	0											
Total	19	217	45t	2			Total	8	61	21	0				
INTERCEPTIONS	NO	YDS	LG	TD			INTERCEPTIONS	NO	YDS	LG	TD				
M. Washington	1	27	27	0											
A. Kyle	1	19	19	0											
B. Barnes	1	0	0	0											
R. Hughes	1	0	0	0											
Total	4	46	27	0			Total	0	0	0	0				
PUNTING	NO	YDS	AVG	TB	IN20	LG	PUNTING	NO	YDS	AVG	TB	IN20	LG		
D. White	5	208	41.6	0	0	53	B. Dilts	4	153	38.2	1	1	46		
Total	5	208	41.6	0	0	53	Total	4	153	38.2	1	1	46		
PUNT RETURNS	NO	FC	YDS	LG	TD		PUNT RETURNS	NO	FC	YDS	LG	TD			
T. Hill	1	1	0	0	0		R. Upchurch	3	0	22	8	0			
							J. Schultz	1	0	0	0	0			
Returns	1	0	0	0	0		Returns	3	22	8	0				
KICKOFF RETURNS	NO	FC	YDS	LG	TD		KICKOFF RETURNS	NO	FC	YDS	LG	TD			
B. Johnson	2	29	15	0			R. Upchurch	3	0	94	67	0			
L. Brinson	1	22	22	0			J. Schultz	2	0	62	37	0			
							J. Jensen	1	0	17	17	0			
Returns	3	51	22	0			Returns	6	173	67	0				
Dallas Cowboys	Own	Opp.	Out	Denver Broncos	Own	Opp.	Out								
FUMBLES	Fum	Rec.	Yds	TD	Fum	Rec.	Yds	TD	Fum	Rec.	Yds	TD	Bnds		
B. Johnson	2	2	0	0	0	0	0	0	0	0	0	0	0		
T. Hill	1	1	0	0	0	0	0	0	0	0	0	0	0		
T. Dorsett	1	0	0	0	0	0	0	0	0	0	0	0	0		
B. DuPree	1	0	0	0	0	0	0	0	0	0	0	0	0		
R. Staubach	1	0	0	0	0	0	0	0	0	0	0	0	0		
J. Fitzgerald	0	1	0	0	0	0	0	0	0	0	1	0	0		
B. Huther (1-0), R. Hughes (2-21) and A. Kyle (1-0) each had opponent recoveries															
Total	6	4	0	0	0	0	0	0	2	0	0	0	0		

FINAL TEAM STATISTICS

	VISITOR COWBOYS	HOME BRONCOS
TOTAL FIRST DOWNS	17	11
By Rushing	8	8
By Passing	8	1
By Penalty	1	2
THIRD DOWN EFFICIENCY	6-171-35%	3-14-21%
FOURTH DOWN EFFICIENCY	1-1-100%	3-4-75%
TOTAL NET YARDS	325	156
Total Offensive Plays (inc. times thrown passing)	71	58
Average gain per offensive play	4.6	2.7
NET YARDS RUSHING	143	121
Total Rushing Plays	38	29
Average gain per rushing play	3.8	4.2
NET YARDS PASSING	182	35
Times thrown — yards lost attempting to pass	5-35	4-26
Gross yards passing	217	61
PASS ATTEMPTS-COMPLETIONS-HAD INTERCEPTED	28-19-0	25-8-4
Average gain per pass play (inc. # thrown passing)	6.6	2.1
PUNTS Number and Average	5-42	4-38
Had Blocked	0	0
FGs — PATs Had Blocked	0-0	0-0
TOTAL RETURN YARDAGE (Not Including Kickoffs)	97	195
No. and Yards Punt Returns	1-0	4-22
No. and Yards Kickoff Returns	3-51	6-173
No. and Yards Interception Returns	4-46	0-0
PENALTIES Number and Yards	12-94	8-60
FUMBLES Number and Lost	6-2	4-4
TOUCHDOWNS	3	1
Rushing	1	1
Passing	2	0
Returns	0	0
EXTRA POINTS Made-Attempts	3-3	1-1
FIELD GOALS Made-Attempts	2-5	1-1
SAFETIES	0	0
FINAL SCORE	27	10
TIME OF POSSESSION	38:34	21:26

1977 AFC CHAMPIONSHIP GAME

DENVER 20, OAKLAND 17

Jan. 1, 1978 • Mile High Stadium • Denver

Weather: Mostly Sunny, 18°, Wind NE 3 mph • Attendance: 74,982 • Time: 2:55

Denver quarterback Craig Morton threw two touchdown passes to Haven Moses as the Broncos defeated the defending NFL Champion Oakland Raiders 20-17 and moved into their first Super Bowl.

Morton, who was drafted and spent nine-and-a-half years with the Cowboys, would face his former Dallas teammates after completing 10 of 20 passes for 224 yards. It would be the second meeting in five weeks for these two teams — Dallas won 14-6 in the regular season finale as Morton played only the opening series due to a bruised hip.

On a sunny, 18-degree day before 74,982 Denver partisans, the Raiders scored on their initial possession as Errol Mann kicked a 20-yard field goal to climax an 18-play drive. Morton hit Moses for their first scoring hookup two plays later on a 74-yard touchdown bomb, and the Broncos were on top to stay.

Denver took advantage of two Oakland turnovers in the second half to win its second game in three meetings with Raiders during the 1977 season. Defensive end Brisson Manor recovered running back Clarence Davis' fumble at the Oakland 17 and running back Jon Keyworth scored from the 1-yard line to increase the margin to 14-3 in the third quarter.

Oakland quarterback Ken Stabler hit tight end Dave Casper on the first of two scoring passes to narrow the lead to 14-10 with 39 seconds elapsed in the final period. But on Oakland's next possession, linebacker Bob Swenson intercepted a Stabler pass and ran to the Raiders' 14. Morton then threw 12 yards to Moses for the Broncos' final touchdown. Oakland finished the scoring on the next series as Stabler threw 17 yards to Casper for the game's last touchdown.

Denver controlled the ball for the final 3:08 and gave Red Miller the AFC title in his first year as head coach. Moses, a 10-year veteran, had 5 receptions for 168 yards. The Denver defense, which was No. 1 against the rush in the NFL during the regular season, held the Raiders to 94 yards on the ground.

OFFICIALS

Referee — Chuck Heberling (46); Umpire — Ralph Morcroft (15); Line Judge — Bruce Alford (24); Head Linesman — Ed Marion (26); Back Judge — Stan Javie (29); Field Judge — Arman Terzian (23)

STARTING LINEUPS

Oakland Raiders				Denver Broncos			
Offense		Defense		Offense		Defense	
WR 21	C. Branch	LE 72	J. Matuszak	WR 82	J. Dolbin	DE 79	B. Chavous
LT 78	A. Shell	ME 74	D. Rowe	LT 74	A. Maurer	NT 68	R. Carter
LG 63	G. Upshaw	RE 60	O. Sistrunk	LG 62	T. Glassic	DE 77	L. Alzado
C 50	D. Dalby	LB 52	F. Rice	C 52	M. Montier	LB 53	R. Gradishar
RG 64	G. Buehler	LB 58	M. Johnson	RG 60	P. Howard	LB 51	B. Swenson
RT 70	H. Lawrence	LB 39	W. Hall	RT 71	C. Minor	LB 57	T. Jackson
TE 87	D. Casper	LB 83	T. Hendricks	TE 88	R. Odoms	LB 59	J. Rizzo
WR 25	F. Biletnikoff	CB 37	L. Hayes	WR 25	H. Moses	LC 20	L. Wright
QB 12	K. Stabler	CB 24	W. Brown	QB 7	C. Morton	RC 43	S. Foley
RB 28	C. Davis	S 26	S. Thomas	RB 41	R. Lytle	S 36	B. Thompson
RB 30	M. van Eeghen	S 22	J. Tatum	RB 32	J. Keyworth	S 29	B. Jackson

DENVER SUBSTITUTIONS: 10 B. Dilts, 14 N. Weese, 15 J. Turner, 21 R. Polt, 24 O. Armstrong, 30 J. Jensen, 35 L. Perrin, 40 R. Rich, 50 B. Maples, 55 G. Turk, 56 L. Evans, 58 R. Nairne, 63 J. Grant, 65 G. Hyde, 66 B. Manor, 67 S. Schindler, 70 P. Smith, 80 R. Upchurch, 85 R. Egloff, 86 J. Schultz. **DID NOT PLAY:** 12 C. Penrose. **INACTIVE:** 26 L. Riley, 73 H. Allison.

FIELD GOALS (made () & missed)

Player	Attempts	Yards	Result
E. Mann	(20)	19 hit upright	
J. Turner	40WL	21 WR	44WL
	1	2	3
	3	0	0
	7	0	7
	4	14	6
	OT	TOTAL	17
	—	—	20

Team	Qtr	Elapsed Time	SCORING PLAY		SCORE	
			Visitor	Home	Visitor	Home
RAIDERS	1	10:34	E. Mann 20 yd. Field Goal (18-54, 7:44)	3	0	
BRONCOS	1	11:01	H. Moses 74 yd. pass from C. Morton (J. Turner, kick) (2-69, 0:27)	3	7	
BRONCOS	3	6:23	J. Keyworth 1 yd. run (J. Turner, kick) (4-17, 1:48)	3	14	
RAIDERS	4	0:39	D. Casper 7 yd. pass from K. Stabler (E. Mann, kick) (6-48, 2:25)	10	14	
BRONCOS	4	7:17	H. Moses 12 yd. pass from C. Morton (pass failed) (3-17, 1:29)	10	20	
RAIDERS	4	11:44	D. Casper 17 yd. pass from K. Stabler (E. Mann, kick) (8-74, 4:17)	17	20	

BRONCOS DEFENSIVE LEADERS

(Based on unofficial press box totals)

Player	UT	A	TT	PD	FR	FF	S-Yds	I-Yds	Player	UT	A	TT	PD	FR	FF	S-Yds	I-Yds
R. Gradishar	4	4	8	2	0	0	0-0	0-0	T. Jackson	4	1	5	0	0	0	0-0	0-0
L. Alzado	5	2	7	0	0	0	0-0	0-0	L. Wright	3	0	3	0	0	0	0-0	0-0
B. Jackson	6	0	6	1	0	0	0-0	0-0	B. Chavous	2	1	3	1	0	0	0-0	0-0
J. Rizzo	4	2	6	1	0	0	0-0	0-0	S. Foley	2	0	2	7	0	0	0-0	0-0
B. Swenson	4	2	6	0	0	0	0-0	1-14	L. Evans	1	0	1	0	1	0	0-0	0-0
R. Carter	3	3	6	0	0	0	1-11	0-0	R. Nairne	0	1	1	0	0	0	0-0	0-0
J. Grant	5	0	5	0	0	0	0-0	0-0	B. Manor	0	0	0	1	1	0	0-0	0-0
B. Thompson	5	0	5	0	0	0	0-0	0-0	Team Totals	48	16	64	13	2	0	1-11	1-14

FINAL INDIVIDUAL STATISTICS

Oakland Raiders							Denver Broncos										
RUSHING	ATT	YDS	AVG	LG	TD		RUSHING	ATT	YDS	AVG	LG	TD					
M. van Eeghen	20	71	3.6	13	0		L. Perrin	11	42	3.8	10	0					
P. Banaszak	7	22	3.1	9	0		R. Lytle	7	26	3.7	8	0					
C. Davis	9	1	0.1	6	0		J. Keyworth	8	19	2.4	7	1					
							O. Armstrong	7	16	2.3	8	0					
Total	36	94	2.6	13	0		J. Jensen	1	2	2.0	2	0					
							C. Morton	2	-4	-2.0	-2	0					
							H. Moses	1	-10	-10.0	-10	0					
							Total	37	91	2.5	10	1					
PASSING	ATT	CMP	YDS	TD	LG	IN	PASSING	ATT	CMP	YDS	TD	LG	IN				
K. Stabler	35	17	215	1/11	2	26	1	C. Morton	20	10	224	1/7	2	74t	1		
Total	35	17	215	1/11	2	26	1	Total	20	10	224	1/7	2	74t	1		
RECEIVING	NO	YDS	LG	TD			RECEIVING	NO	YDS	LG	TD						
D. Casper	5	71	26	2			H. Moses	5	168	74t	2						
F. Biletnikoff	4	38	15	0			L. Perrin	2	20	16	0						
C. Branch	3	59	24	0			J. Jensen	1	20	20	0						
M. van Eeghen	2	8	5	0			R. Odoms	1	13	13	0						
M. Bradshaw	1	25	25	0			J. Keyworth	1	3	3	0						
M. Siani	1	12	12	0			Total	10	224	74t	2						
P. Banaszak	1	2	2	0			INTERCEPTIONS	NO	YDS	LG	TD						
Total	17	215	26	2			B. Swenson	1	14	14	0						
							Total	1	14	14	0						
INTERCEPTIONS	NO	YDS	LG	TD			PUNTING	NO	YDS	AVG	TB	IN20	LG				
F. Rice	1	11	11	0			R. Guy	4	163	40.8	0	1	55				
Total	1	11	11	0			Total	4	163	40.8	0	1	55				
PUNTING	NO	YDS	AVG	TB	IN20	LG	PUNT RETURNS	NO	FC	YDS	LG	TD					
R. Guy	5	180	36.0	2	0	44	C. Garrett	2	0	5	5	0					
Total	5	180	36.0	2	0	44	Returns	2	0	12	9	0					
PUNT RETURNS	NO	FC	YDS	LG	TD		KICKOFF RETURNS	NO	FC	YDS	LG	TD					
C. Garrett	2	0	5	5	0		C. Garrett	3	111	62	0						
Returns	2	0	5	5	0		C. Davis	1	25	25	0						
KICKOFF RETURNS	NO	FC	YDS	LG	TD		Returns	4	136	62	0						
C. Garrett	3	111	62	0													
C. Davis	1	25	25	0													
Returns	4	136	62	0													
Oakland Raiders	Own	Yds	TD	FF	Opp.	Yds	TD	Out	Denver Broncos	Own	Yds	TD	FF	Opp.	Yds	TD	Out
FUMBLES	Fum	Rec.	Yds	TD	Rec.	Yds	TD	Bnds	FUMBLES	Fum	Rec.	Yds	TD	Rec.	Yds	TD	Bnds
C. Davis	1	0	0	0	0	0	0	0	B. Manor	0	0	0	0	1	0	0	0
C. Garrett	1	0	0	0	0	0	0	0	L. Evans	0	0	0	0	1	0	0	0
Total	2	0	0	0	0	0	0	0	Total	0	0	0	0	2	0	0	0

FINAL TEAM STATISTICS

	VISITOR RAIDERS	HOME BRONCOS
TOTAL FIRST DOWNS	20	16
By Rushing	6	6
By Passing	11	8
By Penalty	3	2
THIRD DOWN EFFICIENCY	7-16-44%	5-13-39%
FOURTH DOWN EFFICIENCY	1-1-100%	0-0-0%
TOTAL NET YARDS	298	308
Total Offensive Plays (inc. times thrown passing)	72	58
Average gain per offensive play	4.1	5.3
NET YARDS RUSHING	94	91
Total Rushing Plays	36	37
Average gain per rushing play	2.6	2.5
NET YARDS PASSING	204	217
Times thrown — yards lost attempting to pass	1-11	1-7
Gross yards passing	215	224
PASS ATTEMPTS-COMPLETIONS-HAD INTERCEPTED	35-17-1	20-10-1
Average gain per pass play (inc. # thrown passing)	5.7	10.3
PUNTS Number and Average	5-36	4-41
Had Blocked	0	0
FGs — PATs Had Blocked	0-0	0-0
TOTAL RETURN YARDAGE (Not Including Kickoffs)	152	93
No. and Yards Punt Returns	2-5	2-12
No. and Yards Kickoff Returns	4-136	4-67
No. and Yards Interception Returns	1-11	1-14
PENALTIES Number and Yards	2-6	8-46
FUMBLES Number and Lost	2-2	0-0
TOUCHDOWNS	2	3
Rushing	0	1
Passing	2	2
Returns	0	0
EXTRA POINTS Made-Attempts	2-2	2-3
FIELD GOALS Made-Attempts	1-2	0-3
SAFETIES	0	0
FINAL SCORE	17	20
TIME OF POSSESSION	32:59	27:01

1977 AFC DIVISIONAL PLAYOFF GAME

DENVER 34, PITTSBURGH 21

Dec. 24, 1977 • Mile High Stadium • Denver

Weather: Sunny, 43°, Wind E 9 mph • Attendance: 75,011 • Time: 3:15

After ties at 7, 14, and 21, veteran Jim Turner kicked a 44-yard field goal to put Denver ahead to stay as the Broncos — in their first playoff game ever — beat the perennial AFC Central Champion Steelers.

Leading 24-21, the Broncos capped their victory with two fourth-quarter interceptions by linebacker Tom Jackson, the last of which set up Craig Morton's 34-yard game-clinching touchdown pass to Jack Dolbin.

Denver capitalized on a blocked punt and a fumble recovery for two scores in the first half, which ended 14-14. Morton and Steeler quarterback Terry Bradshaw traded touchdown passes in the second half before Turner's kick, Jackson's interceptions, and Morton's arm kept Pittsburgh from the AFC title game for the first time in four years.

The Denver victory set up a third game between the AFC Western Champion Broncos and the AFC Wild Card Raiders, who split two regular season games.

OFFICIALS

Referee — Gene Barth (14); Umpire — Paul Trepinski (22); Line Judge — Royal Cathcart (16); Head Linesman — Frank Glover (85); Back Judge — Bob Rice (80); Field Judge — Ed Merrifield (76)

STARTING LINEUPS

Pittsburgh Steelers				Denver Broncos			
Offense		Defense		Offense		Defense	
WR 82	J. Stallworth	LE 64	S. Furness	WR 25	H. Moses	LE 79	B. Chavous
LT 57	S. Davis	LT 75	J. Greene	LT 74	A. Maurer	NT 68	R. Carter
LG 55	J. Kolb	RT 63	E. Holmes	LG 62	T. Glassic	RE 77	L. Alzado
C 52	M. Webster	RE 78	D. White	C 52	M. Montier	LB 51	B. Swenson
RG 50	J. Clack	LB 59	J. Ham	RG 60	P. Howard	LB 53	R. Gradishar
RT 74	R. Pinney	LB 58	J. Lambert	RT 71	C. Minor	LB 57	T. Jackson
TE 79	L. Brown	LB 51	L. Toews	TE 88	R. Odoms	LB 59	J. Rizzo
WR 88	L. Swann	CB 24	J.T. Thomas	WR 82	J. Dolbin	LCB 20	L. Wright
QB 12	T. Bradshaw	CB 45	J. Allen	QB 7	C. Morton	RCB 43	S. Foley
RB 20	R. Bleier	S 31	D. Shell	RB 41	R. Lytle	S 36	B. Thompson
RB 32	F. Harris	S 27	G. Edwards	RB 32	J. Keyworth	S 29	B. Jackson

DENVER SUBSTITUTIONS: 10 B. Diits, 14 N. Weese, 15 J. Turner, 21 R. Poltl, 24 O. Armstrong, 30 J. Jensen, 40 R. Rich, 50 B. Maples, 55 G. Turk, 56 L. Evans, 58 R. Nairne, 63 J. Grant, 65 G. Hyde, 66 B. Manor, 67 S. Schindler, 70 P. Smith, 80 R. Upchurch, 85 R. Eglhoff, 86 J. Schultz. **DID NOT PLAY:** 35 L. Perrin. **INACTIVE:** 26 L. Riley, 73 H. Allison.

FIELD GOALS (made (___) & missed)

J. Turner (44) (25)

VISITOR	Pittsburgh Steelers	1	2	3	4	OT	TOTAL
HOME	Denver Broncos	0	14	0	7	—	21
		7	7	7	13	—	34

Team	Qtr	Elapsed Time	SCORING PLAY	SCORE
				Visitor Home
BRONCOS	1	8:47	R. Lytle 7 yd. run (J. Turner, kick) (4-17, 1:56)	0 7
STEELERS	2	5:59	T. Bradshaw 1 yd. run (R. Gerela, kick) (11-56, 5:10)	7 7
BRONCOS	2	10:45	O. Armstrong 10 yd. run (J. Turner, kick) (1-10, 0:04)	7 14
STEELERS	2	13:19	F. Harris 1 yd. run (R. Gerela, kick) (9-65, 2:35)	14 14
BRONCOS	3	13:36	R. Odoms 30 yd. pass from C. Morton (J. Turner, kick) (4-41, 1:01)	14 21
STEELERS	4	4:05	L. Brown 1 yd. pass from T. Bradshaw (R. Gerela, kick) (4-61, 1:42)	21 21
BRONCOS	4	7:43	J. Turner 44 yd. Field Goal (7-39, 3:29)	21 24
BRONCOS	4	9:50	J. Turner 44 yd. Field Goal (4-2, 1:36)	21 27
BRONCOS	4	13:16	J. Dolbin 34 yd. pass from C. Morton (J. Turner, kick) (2-33, 0:13)	21 34

BRONCOS DEFENSIVE LEADERS

(Based on unofficial press box totals)

Player	UT	A	TT	PD	FR	FF	S-Yds	I-Yds	Player	UT	A	TT	PD	FR	FF	S-Yds	I-Yds
B. Thompson	10	3	13	0	0	0	0-0	0-0	R. Rich	1	2	3	0	0	0	0-0	0-0
R. Gradishar	5	5	10	1	1	0	0-0	0-0	R. Nairne	2	1	3	0	0	0	0-0	0-0
T. Jackson	7	1	8	2	0	0	0-0	2-49	P. Smith	1	1	2	0	0	0	0-0	0-0
J. Rizzo	5	2	7	1	0	0	0-0	0-0	G. Turk	1	1	2	0	0	0	0-0	0-0
B. Swenson	4	2	6	0	0	0	0-0	0-0	J. Grant	0	2	2	0	0	0	0-0	0-0
B. Jackson	4	1	5	1	0	0	0-0	1-15	R. Carter	1	0	1	0	0	0	0-0	0-0
L. Alzado	3	2	5	0	0	0	0-0	0-0	B. Manor	1	0	1	0	0	0	0-0	0-0
B. Chavous	4	0	4	0	0	0	0-0	0-0	R. Poltl	1	0	1	1	0	0	0-0	0-0
L. Wright	3	0	3	2	0	0	0-0	0-0	Team Totals	53	23	76	8	1	0	0-0	3-64

FINAL INDIVIDUAL STATISTICS

Pittsburgh Steelers							Denver Broncos								
RUSHING	ATT	YDS	AVG	LG	TD		RUSHING	ATT	YDS	AVG	LG	TD			
F. Harris	28	92	3.3	20	1		O. Armstrong	11	44	4.0	29	1			
T. Bradshaw	7	21	5.3	11	1		R. Lytle	12	26	2.2	7	1			
R. Bleier	4	14	2.0	5	0		J. Keyworth	5	20	4.0	6	0			
Total	39	127	3.3	20	2		J. Jensen	4	13	3.3	5	0			
							C. Morton	5	0	0.0	6	0			
							Total	37	103	2.8	29	2			
PASSING	ATT	CMP	YDS	TKD/YD	TD	LG	IN	PASSING	ATT	CMP	YDS	TKD/YD	TD	LG	IN
T. Bradshaw	37	19	177	0/0	1	48	3	C. Morton	23	11	164	1/9	2	34	0
Total	37	19	177	0/0	1	48	3	Total	23	11	164	1/9	2	34	0
RECEIVING	NO	YDS	LG	TD				RECEIVING	NO	YDS	LG	TD			
J. Stallworth	4	80	48	0				R. Odoms	5	43	30	1			
F. Harris	4	20	12	0				H. Moses	2	45	27	0			
B. Cunningham	3	42	19	0				J. Jensen	2	33	29	0			
A. Maxson	3	11	10	0				J. Dolbin	1	34	34	1			
R. Bleier	2	10	7	0				O. Armstrong	1	9	9	0			
R. Grossman	1	7	7	0				Total	11	164	34	2			
L. Swann	1	6	6	0				INTERCEPTIONS	NO	YDS	LG	TD			
L. Brown	1	1	1	1				T. Jackson	2	49	32	0			
Total	19	177	48	1				B. Jackson	1	15	15	0			
INTERCEPTIONS	NO	YDS	LG	TD				Total	3	64	32	0			
Total	0	0	0	0				PUNTING	NO	YDS	AVG	TB	IN20	LG	
PUNTING	NO	YDS	AVG	TB	IN20	LG		R. Engels	5	204	40.8	0	0	55	
R. Engels	5	204	40.8	0	0	55		Total	5	188	37.6	0	1	41	
Total	5	204	40.8	0	0	55		PUNT RETURNS	NO	FC	YDS	LG	TD		
PUNT RETURNS	NO	FC	YDS	LG	TD			J. Smith	4	1	31	17	0		
J. Smith	4	1	31	17	0			Returns	4	1	31	17	0		
Total	4	1	31	17	0			KICKOFF RETURNS	NO	FC	YDS	LG	TD		
KICKOFF RETURNS	NO	FC	YDS	LG	TD			J. Smith	4	80	34	0			
J. Smith	4	80	34	0				A. Maxson	1	24	24	0			
A. Maxson	1	24	24	0				Returns	5	104	34	0			
Total	5	104	34	0				Pittsburgh Steelers	Own	Opp.	Out				
FUMBLES	Fum	Rec.	Yds	TD	FF	Rec.	Yds	TD	Bnds	Denver Broncos	Own	Opp.	Out		
B. Cunningham	1	0	0	0	0	0	0	0	0	R. Gradishar	1	0	0	0	
F. Harris	1	0	0	0	0	0	0	0	0	T. Jackson	0	1	25	0	
J. Greene	0	0	0	0	0	1	0	0	0	J. Keyworth	1	0	0	0	
Total	2	1	0	0	0	1	0	0	0	B. Thompson	1	0	0	0	
Total	3	2	25	0	0	1	5	0	0	S. Foley	0	1	0	0	
Total	3	2	25	0	0	1	5	0	0	Total	3	2	25	0	

FINAL TEAM STATISTICS

	VISITOR STEELERS	HOME BRONCOS
TOTAL FIRST DOWNS	18	15
By Rushing	10	5
By Passing	8	9
By Penalty	0	1
THIRD DOWN EFFICIENCY	11-22-50%	4-13-31%
FOURTH DOWN EFFICIENCY	1-2-50%	0-1-0%
TOTAL NET YARDS	304	258
Total Offensive Plays (inc. times thrown passing)	76	61
Average gain per offensive play	4.0	4.2
NET YARDS RUSHING	127	103
Total Rushing Plays	39	37
Average gain per rushing play	3.3	2.8
NET YARDS PASSING	177	155
Times thrown — yards lost attempting to pass	0-0	1-9
Gross yards passing	177	164
PASS ATTEMPTS-COMPLETIONS-HAD INTERCEPTED	37-19-3	23-11-0
Average gain per pass play (inc. # thrown passing)	4.8	6.5
PUNTS Number and Average	6-34	5-38
Had Blocked	1	0
FGs — PATs Had Blocked	0-0	0-0
TOTAL RETURN YARDAGE (Not Including Kickoffs)	135	161
No. and Yards Punt Returns	4-31	4-12
No. and Yards Kickoff Returns	5-104	4-85
No. and Yards Interception Returns	0-0	3-64
PENALTIES Number and Yards	10-67	3-20
FUMBLES Number and Lost	2-1	3-1
TOUCHDOWNS	3	4
Rushing	1	2
Passing	1	2
Returns	0	0
EXTRA POINTS Made-Attempts	3-3	4-4
FIELD GOALS Made-Attempts	0-0	2-2
SAFETIES	0	0
FINAL SCORE	21	34
TIME OF POSSESSION	34:26	25:34



BRONCOS HEAD COACHING HISTORY

Season	Coach	W	L	T	Pct.
1960	Frank Filchock	4	9	1	
1961	Frank Filchock	3	11	0	
	Filchock's totals	7	20	1	.268
1962	Jack Faulkner	7	7	0	
1963	Jack Faulkner	2	11	1	
1964	Jack Faulkner	0	4	0	
	Faulkner's totals	9	22	1	.297
1964	Mac Speedie	2	7	1	
1965	Mac Speedie	4	10	0	
1966	Mac Speedie	0	2	0	
	Speedie's totals	6	19	1	.250
1966	Ray Malavasi	4	8	0	
	Malavasi's totals	4	8	0	.333
1967	Lou Saban	3	11	0	
1968	Lou Saban	5	9	0	
1969	Lou Saban	5	8	1	
1970	Lou Saban	5	8	1	
1971	Lou Saban	2	6	1	
	Saban's totals	20	42	3	.331
1971	Jerry Smith	2	3	0	
	Smith's totals	2	3	0	.400
1972	John Ralston	5	9	0	
1973	John Ralston	7	5	2	
1974	John Ralston	7	6	1	
1975	John Ralston	6	5	0	
1976	John Ralston	9	9	0	
	Ralston's totals	34	33	3	.507
1977	Red Miller	12	2	0	
	Playoffs	2	1	0	
1978	Red Miller	10	6	0	
	Playoffs	0	1	0	
1979	Red Miller	10	6	0	
	Playoffs	0	1	0	
1980	Red Miller	8	8	0	
	Miller's regular season totals	40	22	0	.645
	Miller's overall totals	42	25	0	.627
1981	Dan Reeves	10	6	0	
1982	Dan Reeves	2	7	0	
1983	Dan Reeves	9	7	0	
	Playoffs	0	1	0	
1984	Dan Reeves	13	3	0	
	Playoffs	0	1	0	
1985	Dan Reeves	11	5	0	
1986	Dan Reeves	11	5	0	
	Playoffs	2	1	0	
1987	Dan Reeves	10	4	1	
	Playoffs	2	1	0	
1988	Dan Reeves	8	8	0	
1989	Dan Reeves	11	5	0	
	Playoffs	2	1	0	
1990	Dan Reeves	5	11	0	
1991	Dan Reeves	12	4	0	
	Playoffs	1	1	0	
1992	Dan Reeves	8	8	0	
	Reeves' regular season totals	110	73	1	.600
	Reeves' overall totals	117	79	1	.596
1993	Wade Phillips	9	7	0	
	Playoffs	0	1	0	
1994	Wade Phillips	7	9	0	
	Phillips' regular season totals	16	16	0	.500
	Phillips' overall totals	16	17	0	.485
1995	Mike Shanahan	8	8	0	
1996	Mike Shanahan	13	3	0	
	Playoffs	0	1	0	
1997	Mike Shanahan	12	4	0	
	Playoffs	4	0	0	
1998	Mike Shanahan	14	2	0	
	Playoffs	3	0	0	
1999	Mike Shanahan	6	10	0	
2000	Mike Shanahan	11	5	0	
	Playoffs	0	1	0	
2001	Mike Shanahan	8	8	0	
	Shanahan's regular season totals	72	40	0	.643
	Shanahan's overall totals	79	42	0	.653

ALL-TIME COACHES ROSTER

Vernon Banks	1993-94	Strength & Conditioning
Marvin Bass	1982-83, 1985-92	Special Assistant
	1984	Offensive Line
Raymond Berry	1992	Quarterbacks
Marv Braden	1977-80	Special Teams
Frank Bush	1995-99	Linebackers
	2000	Nickel Package/Secondary
	2001	Special Teams
Ken Carpenter	1961	Assistant
Rubin Carter	1987-88	Asst. Defensive Line
Jim Cason	1960	Backfield
Barney Chavous	1989	Asst. Strength & Cond.
	1990-92	Defensive Assistant
	1993-94	Asst. Strength/Asst. Defensive Line
	1995-99	Asst. Strength/Asst. Offensive Line
Max Coley	1972-76	Offensive Coordinator
Joe Collier	1969-71	Defensive Backfield
	1972-81	Defensive Coordinator
	1982-88	Asst. Head Coach/Def. Wide Receivers
Dick Coury	1972-73	Wide Receivers
Larry Coyer	2000-01	Linebackers
Ray Dalton	1974-76	Wide Receivers
	1986	Special Offensive Asst.
Joe DeCamillis	1991-92	Def. Quality Control
Rick Dennison	1995-96	Offensive Assistant
	1997-2000	Special Teams
	2001	Offensive Line
George Dickson	1964-65	Defensive Backs
Dale Dodrill	1960-63, 1966	Defensive Line
Ed Donatell	1995-99	Defensive Backs
Karl Dorrell	2000-01	Wide Receivers
Whitey Dovell	1967-70, 1979-80	Offensive Line
	1971	Spec. Teams/Tight Ends
Rod Dowhower	1980	Offensive Coordinator
	1981-82	Off. Coord./Wide Rec.
George Dyer	1995-2001	Defensive Line
Hunter Enis	1967-71	Offensive Backs
Jim Fassel	1993	Off. Coord./Quarterbacks
	1994	Asst. H.C./Off. Coord.
Jack Faulkner	1962-64	Head Coach
Frank Filchook	1960-61	Head Coach
Mo Forte	1988-92	Running Backs
	1993-94	Wide Receivers
Jerry Frei	1972-75, 1981-82	Offensive Line
Leon Fuller	1994	Defensive Backs
Chan Gailey	1985-86	Spec. Teams/Tight Ends
	1987	Tight Ends/Receivers
	1988	Quarterbacks
	1989-90	Off. Coord./Receivers
Bob Gambold	1972-73	Linebackers
	1974-77	Defensive Backs
Alex Gibbs	1984-87	Offensive Line
	1995-2001	Asst. H.C./Off. Line Safeties
David Gibbs	2001	Safeties
Mike Giddings	1976	Asst. Offensive Line
Gary Glick	1962	Defensive Backs
I.J. Gorman	1983-84	Strength & Conditioning
Ken Gray	1977-78	Offensive Line
Bob Griffin	1966	Assistant
John Hadl	1983	Quarterbacks/Receivers
John Harris	1993-94	Running Backs
Mike Heimerdinger	1995-99	Wide Receivers
George Henshaw	1988-90	Offensive Line
	1991	Wide Receivers
	1992	Off. Coord./Receivers
Ed Hughes	1963	Defensive Backs
Charley Johnson	1976	Quarterbacks
Reed Johnson	1981	Special Teams
Stan Jones	1967-71, 1976-88	Defensive Line
Larry Kennan	1988	Wide Receivers
Gary Kubiak	1995-2001	Off. Coordinator/QBs
Charlie Lee	1981	Running Backs
Earl Leggett	1989-90	Defensive Line
John Levra	1993-94	Offensive Line
Anthony Lynn	2000-01	Assistant Special Teams
Dick MacPherson	1967-68	Defensive Backs
	1969-70	Linebackers

Ray Malavasi	1964-65	Defensive Line
	1966	Head Coach/Off. Line
Pete Mangurian	1988-90	Tight Ends/Asst. O. Line
	1991-92	Offensive Line
Jim Martin	1962	Offensive Line
Marv Matuszak	1966	Defensive Backs
Richie McCabe	1978-82	Defensive Backs
Pat McPherson	1998	Defensive Assistant
	1999-2001	Offensive Assistant
Bus Mertes	1965-66	Offensive Back
Al Miller	1985-92	Strength & Conditioning
Red Miller	1963-65	Offensive Line
	1977-80	Head Coach
Ron Milus	2000-01	Defensive Backs
Myrel Moore	1972	Off. Line/Special Teams
	1973-77, 1983-88	Linebackers
	1982	Offensive Line
Nick Nicolau	1981	Special Assistant
	1982-87	Running Backs
Mike Nolan	1987	Special Teams
	1988	Spec. Teams/Def. Asst.
	1989-92	Linebackers
Rex Norris	1994	Defensive Line
Dwain Painter	1997	Offensive Assistant
Brian Pariani	1995-2001	Tight Ends
Babe Parilli	1977-79	Quarterbacks
Wade Phillips	1989-92	Defensive Coordinator
	1993-94	Head Coach
Fran Polsfoot	1977-80	Wide Receivers
	1981-84	Tight Ends/Special Teams
Ricky Porter	1997-98	Offensive Assistant
	1999	Asst. Strength & Cond.
Dan Radakovich	1983	Offensive Line
John Ralston	1972-76	Head Coach
Dan Reeves	1981-92	Head Coach
Alvin Reynolds	1993-94	Asst. DBs/Quality Control
	1995	Def. Asst./Asst. Def. Backs
Ray Rhodes	2001	Defensive Coordinator
Harold Richardson	1989-90	Special Teams
	1991-92	Spec. Teams/Tight Ends
	1993-94	Spec. Asst. to H.C./Offense
Paul Roach	1977-80	Offensive Backs
Greg Robinson	1995-2000	Defensive Coordinator
Sam Rutigliano	1967-70	Wide Receivers
Lou Saban	1967-71	Head Coach
Greg Saporta	1995-2001	Asst. Strength & Cond.
Mike Shanahan	1984	Wide Receivers
	1985-87	Offensive Coordinator
	1989-90	Quarterbacks
	1991	Offensive Coordinator
	1995-2001	Head Coach
Cedric Smith	2001	Asst. Strength & Cond.
Jerry Smith	1971	Off. Line/Head Coach
Richard Smith	1993-94	Spec. Tms./Asst. Lf. Backs
	1995-96	Special Teams
Rick Smith	1996-99	Defensive Assistant
Mac Speedie	1962-64	Offensive Ends
	1964-66	Head Coach
Ernie Stautner	1991-93	Defensive Line
Les Steckel	1993-94	Tight Ends
John Teerlinck	1997-2001	Pass Rush Specialist
Terry Turney	1999-2000	Defensive Assistant
Bobby Turner	1995-2001	Running Backs
Rich Tuten	1995-2001	Strength & Conditioning
Doc Urich	1972-75	Defensive Line
	1976	Offensive Line
	1984	Special Teams
	1985	Tight Ends/Asst. Off. Line
Doak Walker	1966	Special Assignments
Charlie Waters	1988	Special Teams
	1989-92	Defensive Backs
	1993-94	Defensive Coordinator
Charlie West	1983-88	Defensive Backs
John-Paul Young	1993-94	Linebackers
Bob Zeman	1978-82	Linebackers
Steve Watson	2001	Defensive Assistant
Zaven Yarlalian	2001	Head Coach's Assistant

ATTENDANCE MARKS

BRONCOS LARGEST CROWDS

AT HOME—MILE HIGH STADIUM

76,105	vs. New England (Playoffs)	Jan. 4, 1987
76,098	vs. San Francisco	Dec. 23, 2000
76,089	vs. Seattle	Oct. 26, 1986
76,082	vs. Dallas	Oct. 5, 1986
76,005	vs. Cleveland (Playoffs)	Jan. 14, 1990
75,999	vs. Seattle	Sept. 13, 1987
75,993	vs. Cleveland (Playoffs)	Jan. 17, 1988
75,986	vs. Seattle	Sept. 4, 1988
75,968	vs. Houston (Playoffs)	Jan. 10, 1988
75,964	vs. Los Angeles Raiders	Sept. 26, 1988
75,951	vs. Oakland	Nov. 13, 2000
75,905	vs. Washington	Dec. 13, 1986
75,896	vs. Los Angeles Raiders	Nov. 19, 1991
75,868	vs. Pittsburgh (Playoffs)	Jan. 7, 1990
75,866	vs. Kansas City	Oct. 20, 1991
75,822	vs. Kansas City	Dec. 12, 1993
75,821	vs. New England	Oct. 6, 1997
75,811	vs. Cleveland	Oct. 15, 2000

ON THE ROAD

101,063	at Pasadena (Super Bowl XXI)	Jan. 25, 1987
91,020	at Los Angeles Raiders	Oct. 28, 1984
90,153	at Los Angeles Raiders	Nov. 2, 1986
87,560	at Los Angeles Raiders	Dec. 3, 1989
81,065	at Cleveland	Oct. 5, 1980
80,272	at Buffalo (Playoffs)	Jan. 12, 1992
79,915	at Cleveland (Playoffs)	Jan. 11, 1987
79,864	at Buffalo	Oct. 5, 1975
79,439	at Kansas City	Sept. 22, 1996
78,683	at Kansas City	Sept. 19, 1999
78,637	at Cleveland	Oct. 1, 1989
78,458	at Buffalo	Oct. 26, 1997
78,453	at Kansas City	Sept. 20, 1993
78,406	at Kansas City	Dec. 17, 2000
78,305	at New York Jets	Nov. 5, 2000
78,176	at Buffalo	Sept. 18, 1989
78,100	at Kansas City	Nov. 16, 1998
78,064	at Cleveland	Sept. 27, 1992

BRONCOS REGULAR SEASON ATTENDANCE BY SEASON

Year	Home	Road	Total	Year	Home	Road	Total
1960	91,333	115,994	207,327	1982	369,555	183,046	552,601
1961	74,508	122,315	196,823	1983	592,493	385,022	977,515
1962	178,485	146,442	324,927	1984	585,233	405,442	1,035,675
1963	132,218	165,995	298,213	1985	589,500	452,547	1,042,347
1964	118,259	166,744	285,003	1986	589,037	526,550	1,115,587
1965	219,786	215,992	435,778	1987	498,715	370,586	869,301
1966	192,198	203,799	395,997	1988	597,680	487,571	1,085,251
1967	231,801	247,696	479,497	1989	588,144	542,541	1,130,685
1968	281,374	278,008	559,382	1990	560,703	509,425	1,070,128
1969	326,851	276,755	603,606	1991	584,214	466,818	1,051,032
1970	355,739	330,184	685,923	1992	597,704	503,447	1,101,151
1971	358,400	377,642	736,042	1993	590,808	521,349	1,112,157
1972	361,414	412,073	773,487	1994	574,180	524,941	1,099,121
1973	356,327	351,334	707,661	1995	583,510	455,634	1,039,144
1974	347,322	354,367	701,689	1996	589,296	462,194	1,051,490
1975	342,375	347,944	690,319	1997	590,189	499,942	1,090,131
1976	436,468	349,126	785,594	1998	597,462	*546,021	*1,143,483
1977	524,595	370,917	895,512	1999	577,309	531,728	1,109,037
1978	598,085	470,756	1,068,841	2000	*604,042	535,988	1,140,030
1979	597,521	427,040	1,024,561	2001	600,283	514,920	1,115,203
1980	593,084	473,680	1,066,764	Total	18,731,424	16,151,175	34,882,599
1981	598,224	475,360	1,073,584				

*Broncos records

BRONCOS SEASON TICKET SALES

1960	2,675	*1971	47,500	*1982	73,380	*1993	73,182
1961	5,775	*1972	48,000	*1983	73,377	*1994	73,072
1962	5,042	*1973	48,000	*1984	73,347	*1995	73,222
1963	7,624	*1974	49,000	*1985	73,309	*1996	73,180
1964	8,002	*1975	49,000	*1986	73,348	*1997	73,275
1965	22,905	*1976	62,215	*1987	74,147	*1998	73,972
1966	18,898	*1977	73,089	*1988	74,147	*1999	73,997
1967	24,650	*1978	73,092	*1989	73,952	*2000	73,855
1968	27,348	*1979	73,313	*1990	73,966	*2001	73,825
1969	31,936	*1980	73,298	*1991	73,682	*2002	73,576
1970	43,580	*1981	73,380	*1992	73,592		

*Season tickets sold out. Every Broncos home game at Mile High Stadium (1970-2000) and INVESCO Field at Mile High (2001) has been a sell-out since the beginning of the 1970 season, with the exception of two replacement games played during the 1987 strike (both games were sold out before the strike). The Broncos have thus sold out 245 consecutive regular season games, and with postseason games the total reaches 258.

BRONCOS STATISTICAL HISTORY

TEAM OFFENSE YEAR-BY-YEAR

	Total Plays	First Downs	Rush Yards	League Rank	Pass Yards	League Rank	Total Yards	League Rank	Total Points
1960	958	248	1,195.....8th		3,247.....3rd		4,442.....6th		309
1961	934	219	1,091.....8th		2,720.....3rd		3,811.....7th		251
1962	885	270	1,298.....7th		3,404.....1st		4,702.....4th		353
1963	832	230	1,508.....6th		2,487.....8th		3,995.....7th		301
1964	905	211	1,311.....8th		2,021.....8th		3,332.....8th		240
1965	959	255	1,829.....2nd		2,640.....3rd		4,469.....2nd		303
1966	816	171	1,173.....8th		1,995.....9th		3,168.....9th		196
1967	852	172	1,265.....9th		1,682.....8th		2,947.....9th		256
1968	897	217	1,614.....7th		2,357.....6th		3,971.....7th		255
1969	841	243	1,637.....6th		2,524.....5th		4,161.....6th		297
1970	883	217	1,802.....9th		2,025.....19th		3,827.....16th		253
1971	891	217	2,093.....10th		2,065.....17th		4,158.....11th		203
1972	831	237	1,838.....18th		2,634.....8th		4,472.....5th		325
1973	893	253	1,954.....14th		2,519.....3rd		4,473.....6th		354
1974	861	258	2,157.....5th		2,328.....9th		4,485.....5th		302
1975	964	268	1,993.....13th		2,541.....7th		4,534.....10th		254
1976	901	239	1,932.....19th		2,204.....12th		4,136.....16th		315
1977	887	223	2,043.....11th		1,863.....15th		3,906.....17th		274
1978	1,039	294	2,451.....8th		2,378.....17th		4,829.....14th		282
1979	1,044	306	2,040.....18th		3,102.....13th		5,142.....12th		289
1980	992	286	1,865.....20th		2,777.....18th		4,642.....25th		310
1981	1,062	306	1,895.....21st		3,531.....8th		5,426.....14th		321
1982	592	170	1,018.....17th		1,819.....15th		2,837.....15th		148
1983	1,025	292	1,784.....23rd		3,027.....20th		4,811.....26th		302
1984	1,018	298	2,076.....10th		2,859.....24th		4,935.....22nd		353
1985	1,152	339	1,851.....16th		3,645.....6th		5,496.....10th		380
1986	1,042	319	1,678.....20th		3,538.....10th		5,216.....15th		378
1987	1,070	331	1,970.....12th		3,654.....3rd		5,624.....2nd		379
1988	1,077	338	1,815.....19th		3,691.....6th		5,506.....8th		327
1989	1,071	308	2,092.....6th		3,001.....23rd		5,093.....15th		362
1990	1,035	323	1,872.....14th		3,341.....7th		5,213.....8th		331
1991	1,012	284	2,018.....8th		2,994.....17th		5,012.....12th		304
1992	928	234	1,500.....25th		2,930.....19th		4,430.....21st		262
1993	1,060	327	1,693.....18th		3,768.....4th		5,461.....5th		373
1994	1,112	346	1,470.....23rd		4,017.....4th		5,487.....6th		347
1995	1,060	344	1,995.....5th		4,045.....7th		6,040.....3rd		388
1996	1,092	336	2,362.....1st		3,429.....13th		5,791.....1st		391
1997	1,068	340	2,378.....4th		3,494.....9th		5,872.....1st		472
1998	1,041	347	2,4682nd		3,624.....7th		6,092.....3rd		501
1999	1,053	308	1,864.....12th		3,419.....15th		5,283.....14th		314
2000	1,115	383	2,311.....3rd		4,2433rd		6,5542nd		485
2001	1,034	304	1,877.....10th		2,940.....25th		4,817.....22nd		340

League rankings for 1960-69 reflect American Football League ranking.
 The AFL had eight teams from 1960-65, nine teams from 1966-67 and 10 teams from 1968-69.
 The NFL had 26 teams from 1970-75, 28 teams from 1976-94; 30 teams from 1995-98 and 31 teams from 1999-2001.

TEAM DEFENSE YEAR-BY-YEAR

	Total Plays	First Downs	Rush Yards	League Rank	Pass Yards	League Rank	Total Yards	League Rank	Total Points
1960	927	254	2,145.....8th		2,987.....5th		5,132.....8th		393
1961	899	233	1,633.....5th		2,785.....5th		4,418.....6th		432
1962	862	234	1,868.....5th		2,670.....4th		4,538.....6th		332
1963	828	254	1,687.....5th		3,394.....8th		5,081.....6th		473
1964	902	270	2,064.....8th		2,906.....3rd		4,970.....7th		438
1965	850	244	1,337.....3rd		2,960.....7th		4,297.....7th		392
1966	871	251	2,029.....8th		2,515.....3rd		4,544.....3rd		381
1967	921	276	2,076.....8th		3,125.....8th		5,201.....9th		409
1968	916	251	1,861.....7th		3,163.....10th		5,024.....10th		404
1969	918	278	1,709.....7th		2,932.....10th		4,641.....8th		344
1970	838	199	1,351.....3rd		2,354.....18th		3,705.....7th		264
1971	825	206	1,834.....14th		1,9855th		3,819.....10th		275
1972	876	251	1,668.....4th		2,183.....16th		3,851.....9th		350
1973	872	239	1,795.....6th		2,440.....24th		4,235.....19th		296
1974	945	265	1,808.....13th		2,583.....24th		4,391.....21st		294
1975	901	247	1,974.....13th		2,032.....7th		4,006.....9th		307
1976	903	222	1,709.....3rd		2,026.....12th		3,735.....8th		206
1977	941	217	1,530.....1st		2,244.....25th		3,774.....9th		148
1978	1,016	251	1,979.....6th		2,469.....8th		4,448.....6th		198
1979	1,033	273	1,693.....1st		3,159.....23rd		4,852.....10th		262
1980	1,043	303	2,117.....20th		3,125.....15th		5,242.....15th		323
1981	999	268	1,992.....13th		2,868.....5th		4,860.....6th		289
1982*	616	176	9357th		2,234.....26th		3,16924th		226
1983	1,099	321	1,938.....10th		3,673.....23rd		5,611.....21st		327
1984	1,123	308	1,664.....5th		4,023.....27th		5,687.....25th		241
1985	1,069	290	1,973.....14th		3,206.....14th		5,179.....13th		329
1986	1,026	291	1,651.....5th		3,296.....16th		4,947.....9th		327
1987	941	277	2,017.....20th		2,796.....5th		4,813.....9th		288
1988	1,055	316	2,538.....27th		2,933.....7th		5,471.....22nd		352
1989	977	246	1,580.....6th		2,827.....3rd		4,407.....3rd		226
1990	969	306	1,963.....17th		3,382.....21st		5,345.....20th		374
1991	939	242	1,794.....19th		2,755.....3rd		4,549.....5th		235
1992	1,001	283	1,963.....23rd		3,120.....14th		5,083.....22nd		329
1993	1,005	280	1,418.....4th		3,731.....27th		5,149.....19th		284
1994	1,023	303	1,752.....16th		4,155.....28th		5,907.....28th		396
1995	1,010	322	1,895.....23rd		3,298.....9th		5,193.....15th		345
1996	951	261	1,331.....1st		3,139.....10th		4,470.....4th		275
1997	951	258	1,803.....16th		2,868.....5th		4,671.....5th		287
1998	999	283	1,287.....3rd		3,648.....26th		4,935.....11th		309
1999	961	267	1,737.....19th		3,016.....8th		4,753.....7th		318
2000	962	294	1,598.....7th		3,946.....31st		5,554.....24th		369
2001	960	292	1,492.....6th		3,282.....16th		4,774.....8th		339

*players strike; nine-game season

League rankings for 1960-69 reflect American Football League ranking.
 The AFL had eight teams from 1960-65, nine teams from 1966-67 and 10 teams from 1968-69.
 The NFL had 26 teams from 1970-75, 28 teams from 1976-94; 30 teams from 1995-98 and 31 teams from 1999-2001.

INDIVIDUAL YEAR-BY-YEAR LEADERS

RUSHING

	YARDS	ATTEMPTS	AVG. (min. 100 att.)	TOUCHDOWNS
1960	Rolle.....501	Rolle.....130	Mingo.....3.9	Mingo.....4
1961	Stone.....505	Stone.....127	Stone.....4.0	Bukaty.....5
1962	Stone.....360	Stone.....94	Stone.....3.8	Mingo.....4
1963	Joe.....649	Joe.....154	Joe.....4.2	Joe.....4
1964	Mitchell.....590	Mitchell.....177	Joe.....3.7	Mitchell.....5
1965	Gilchrist.....954	Gilchrist.....252	Hayes.....4.1	Gilchrist.....6
1966	Hayes.....411	Hayes.....129	Hayes.....3.9	Hayes/Chobian.....2
1967	Little.....381	Little.....130	Little.....2.9	Hickey/Hayes.....4
1968	Little.....584	Little.....158	Little.....3.7	Lynch.....4
1969	Little.....729	Little.....146	Little.....5.0	Little.....6
1970	Little.....901	Little.....209	Little.....4.3	Crenshaw.....5
1971	Little.....1,133	Little.....284	Little.....4.0	Little.....6
1972	Little.....859	Little.....216	Little.....4.0	Little.....9
1973	Little.....979	Little.....256	Dawkins.....4.4	Little.....9
1974	Armstrong.....1,407	Armstrong.....263	Armstrong.....5.3	Keyworth.....12
1975	Keyworth.....725	Keyworth.....182	Keyworth.....4.0	Keyworth/Lynch.....3
1976	Armstrong.....1,008	Armstrong.....247	Armstrong.....4.1	Armstrong.....5
1977	Armstrong.....489	Armstrong.....130	Perrin.....4.1	Armstrong.....4
1978	Perrin.....455	Armstrong/Keyworth.....112	Perrin.....4.2	Perrin.....4
1979	Armstrong.....453	Armstrong.....108	Armstrong.....4.2	Lytile.....4
1980	Jensen.....476	Preston.....111	Jensen.....4.7	Armstrong/Preston.....4
1981	Parros.....749	Preston.....183	Parros.....4.3	Lytile.....4
1982	Willhite.....347	Parros.....77	Willhite.....5.0	Willhite.....2
1983	Winder.....757	Winder.....196	Winder.....3.9	Poole.....4
1984	Winder.....1,153	Winder.....296	Winder.....3.9	Winder.....4
1985	Winder.....714	Winder.....199	Winder.....3.6	Winder.....8
1986	Winder.....789	Winder.....240	Winder.....3.3	Winder.....9
1987	Winder.....741	Winder.....196	Winder.....3.8	Winder.....6
1988	Dorsett.....703	Dorsett.....181	Dorsett.....3.9	Dorsett.....5
1989	Humphrey.....1,151	Humphrey.....294	Humphrey.....3.9	Humphrey.....7
1990	Humphrey.....1,202	Humphrey.....288	Humphrey.....4.2	Humphrey.....7
1991	Green.....1,037	Green.....261	Green.....4.0	Elway.....6
1992	Green.....648	Green.....161	Green.....4.0	Lewis.....4
1993	Bernstine.....816	Bernstine.....223	Bernstine.....3.7	Deipino.....8
1994	L. Russell.....690	L. Russell.....190	L. Russell.....3.3	L. Russell.....9
1995	Davis.....1,117	Davis.....237	Davis.....4.5	Davis.....7
1996	Davis.....1,538	Davis.....345	Davis.....4.7	Davis.....13
1997	Davis.....1,750	Davis.....369	Davis.....4.7	Davis.....15
1998	Davis.....2,008	Davis.....392	Davis.....5.1	Davis.....21
1999	Gary.....1,159	Gary.....276	Gary.....4.2	Gary.....7
2000	Anderson.....1,487	Anderson.....297	Anderson.....5.0	Anderson.....15
2001	Davis.....701	Anderson.....175	Davis.....4.2	Anderson.....4

PASSING

	YARDS	ATTEMPTS	COMPLETIONS
1960	Tripucka.....3,038	Tripucka.....478	Tripucka.....248
1961	Tripucka.....1,690	Tripucka.....344	Tripucka.....167
1962	Tripucka.....2,917	Tripucka.....440	Tripucka.....240
1963	Slaughter.....1,689	Slaughter.....223	Slaughter.....112
1964	Lee.....1,611	Lee.....265	Lee.....133
1965	McCormick.....1,292	McCormick.....253	McCormick.....103
1966	Chobioan.....1,110	McCormick.....193	Chobioan.....82
1967	Tensi.....1,915	Tensi.....325	Tensi.....131
1968	Briscoe.....1,589	Briscoe.....224	Briscoe.....93
1969	Tensi.....1,990	Tensi.....286	Tensi.....131
1970	Liske.....1,340	Liske.....238	Liske.....112
1971	Ramsey.....1,120	Ramsey.....178	Horn.....89
1972	Johnson.....1,783	Johnson.....238	Johnson.....132
1973	Johnson.....2,465	Johnson.....346	Johnson.....184
1974	Johnson.....1,969	Johnson.....244	Johnson.....136
1975	Ramsey.....1,562	Ramsey.....233	Ramsey.....128
1976	Ramsey.....1,931	Ramsey.....270	Ramsey.....128
1977	Morton.....1,929	Morton.....254	Morton.....131
1978	Morton.....1,802	Morton.....267	Morton.....146
1979	Morton.....2,626	Morton.....370	Morton.....204
1980	Morton.....2,150	Morton.....301	Morton.....183
1981	Morton.....3,195	Morton.....376	Morton.....225
1982	DeBerg.....1,405	DeBerg.....223	DeBerg.....131
1983	Elway.....1,663	Elway.....259	Elway.....123
1984	Elway.....2,598	Elway.....384	Elway.....214
1985	Elway.....3,891	Elway.....605	Elway.....327
1986	Elway.....3,485	Elway.....504	Elway.....280
1987	Elway.....3,198	Elway.....410	Elway.....224
1988	Elway.....3,309	Elway.....496	Elway.....274
1989	Elway.....3,051	Elway.....416	Elway.....223
1990	Elway.....3,526	Elway.....502	Elway.....294
1991	Elway.....3,253	Elway.....451	Elway.....242
1992	Elway.....2,242	Elway.....316	Elway.....174
1993	Elway.....4,030	Elway.....551	Elway.....348
1994	Elway.....3,490	Elway.....494	Elway.....307
1995	Elway.....3,970	Elway.....542	Elway.....316
1996	Elway.....3,328	Elway.....466	Elway.....287
1997	Elway.....3,635	Elway.....502	Elway.....280
1998	Elway.....2,806	Elway.....356	Elway.....210
1999	Griese.....3,032	Griese.....452	Griese.....261
2000	Griese.....2,688	Griese.....336	Griese.....216
2001	Griese.....2,827	Griese.....451	Griese.....275

PASSING, cont.

	COMP. PCT. (min. 50 att.)	TOUCHDOWNS	INTERCEPTIONS
1960	Tripucka.....519	Tripucka.....24	Tripucka.....34
1961	Tripucka.....486	Tripucka.....10	Herring.....22
1962	Tripucka.....545	Tripucka.....17	Tripucka.....25
1963	Slaughter.....502	Slaughter.....12	Slaughter.....14
1964	Slaughter.....513	Lee.....11	Lee.....20
1965	Slaughter.....510	McCormick.....7	McCormick.....14
1966	Chobioan.....503	McCormick.....6	McCormick.....15
1967	Tensi.....403	Tensi.....16	Tensi.....17
1968	Briscoe.....415	Briscoe.....14	Briscoe.....13
1969	Tensi.....458	Tensi.....14	Tensi.....12
1970	Liske.....471	Liske.....7	Liske.....11
1971	Horn.....514	Ramsey.....5	Horn.....14
1972	Johnson.....555	Johnson.....14	Johnson.....14
1973	Johnson.....532	Johnson.....20	Johnson.....17
1974	Johnson.....557	Johnson.....13	Johnson.....9
1975	Ramsey.....549	Ramsey.....9	Ramsey.....14
1976	Ramsey.....474	Ramsey.....11	Ramsey.....13
1977	Morton.....516	Morton.....14	Morton.....8
1978	Weese.....632	Morton.....11	Morton.....8
1979	Morton.....551	Morton.....16	Morton.....19
1980	Morton.....608	Morton.....12	Morton.....13
1981	Morton.....598	Morton.....21	Morton.....14
1982	DeBerg.....587	DeBerg.....7	DeBerg.....11
1983	DeBerg.....553	DeBerg.....9	Elway.....14
1984	Kubiak.....587	Elway.....18	Elway.....15
1985	Elway.....540	Elway.....22	Elway.....23
1986	Kubiak.....605	Elway.....19	Elway.....13
1987	Karcher.....549	Elway.....19	Elway.....12
1988	Kubiak.....623	Elway.....17	Elway.....19
1989	Kubiak.....582	Elway.....18	Elway.....18
1990	Elway.....586	Elway.....15	Elway.....14
1991	Elway.....537	Elway.....13	Elway.....12
1992	Elway.....551	Elway.....10	Elway.....17
1993	Elway.....632	Elway.....25	Elway.....10
1994	Elway.....621	Elway.....16	Elway.....10
1995	Elway.....583	Elway.....26	Elway.....14
1996	Elway.....616	Elway.....26	Elway.....14
1997	Elway.....558	Elway.....27	Elway.....11
1998	Elway.....590	Elway.....22	Elway.....10
1999	Griese.....577	Griese.....14	Griese.....14
2000	Griese.....643	Griese.....19	Frerotte.....8
2001	Griese.....610	Griese.....23	Griese.....19

RECEIVING

	RECEPTIONS	YARDS	AVG. (min. 20 rec.)	TOUCHDOWNS
1960	Taylor.....92	Taylor.....1,235	Carmichael.....19.3	Taylor.....12
1961	Taylor.....100	Frazier.....1,176	Frazier.....17.0	Frazier.....6
1962	Taylor.....77	Taylor.....908	Scarpitto.....19.0	Scarpitto.....6
1963	Taylor.....78	Taylor.....1,101	Scarpitto.....22.0	Taylor.....10
1964	Taylor.....76	Taylor.....873	Dixon.....15.7	Taylor.....7
1965	Taylor.....85	Taylor.....1,131	Scarpitto.....18.3	Taylor.....6
1966	Haynes.....46	Denson.....1,725	Denson.....20.1	Scarpitto.....4
1967	Crabtree/Denson.....46	Denson.....899	Denson.....19.5	Denson.....11
1968	Crabtree.....35	Crabtree.....601	Denson.....17.2	Crabtree/Denson.....5
1969	Denson.....53	Denson.....809	Embree.....16.2	Denson.....10
1970	Denson.....47	Denson.....646	Whalen.....14.0	Whalen.....3
1971	Anderson.....37	Simmons.....403	Simmons.....16.1	Harrison.....2
1972	Sherman.....38	Sherman.....661	Sherman.....17.4	Moses.....5
1973	Odoms.....43	Odoms.....629	Moses.....18.5	Moses.....8
1974	Odoms.....42	Odoms.....639	Moses.....16.4	Odoms.....6
1975	Keyworth.....42	Odoms.....544	Dolbin.....19.1	Dolbin/Odoms.....3
1976	Armstrong.....39	Moses.....498	Moses.....19.9	Moses.....7
1977	Odoms.....37	Moses.....539	Moses.....20.0	Moses.....4
1978	Odoms.....54	Odoms.....829	Moses.....20.1	Odoms.....6
1979	Upchurch.....64	Moses.....943	Moses.....17.5	Upchurch.....7
1980	Jensen.....49	Moses.....674	Moses.....17.7	Odoms.....6
1981	Watson.....60	Watson.....1,244	Watson.....20.7	Watson.....13
1982	Parros.....37	Watson.....555	Upchurch.....15.7	Upchurch.....3
1983	Watson.....59	Watson.....1,133	Watson.....19.2	Watson.....5
1984	Watson.....69	Watson.....1,170	Watson.....17.0	Watson.....7
1985	Watson.....61	Watson.....915	Sampson.....16.6	Watson.....5
1986	Willhite.....64	Jackson.....738	Jackson.....19.4	Winder.....5
1987	V. Johnson.....42	V. Johnson.....684	Nattiel.....20.3	V. Johnson.....7
1988	V. Johnson.....68	V. Johnson.....896	Jackson.....18.5	Jackson.....6
1989	V. Johnson.....76	V. Johnson.....1,095	Young.....18.3	V. Johnson.....7
1990	Jackson.....57	Jackson.....926	Jackson.....16.2	Jackson/Young.....4
1991	Young.....44	Young.....629	Jackson.....18.3	V. Johnson.....3
1992	Sharpe.....53	Jackson.....745	Marshall.....19.0	Jackson.....8
1993	Sharpe.....81	Sharpe.....995	Sharpe.....16.3	Sharpe.....9
1994	Sharpe.....87	Miller.....1,107	Miller.....18.5	Miller.....5
1995	Sharpe.....63	Miller.....1,079	Miller.....18.3	Miller.....14
1996	Sharpe.....80	Sharpe.....1,062	Sharpe.....13.3	Sharpe.....10
1997	Sharpe.....72	R. Smith.....1,180	R. Smith.....16.9	R. Smith.....12
1998	R. Smith.....86	R. Smith.....1,222	McCaffrey.....16.5	McCaffrey/Sharpe.....10
1999	R. Smith.....79	R. Smith.....1,020	Chamberlain.....15.3	McCaffrey.....7
2000	McCaffrey.....101	R. Smith.....1,602	R. Smith.....16.0	McCaffrey.....9
2001	R. Smith.....113	R. Smith.....1,343	R. Smith.....11.9	R. Smith.....11

INTERCEPTIONS

Year	Player	Interceptions
1960	Gonsoulin	11
1961	Nugent	7
1962	Gonsoulin	7
1963	Gonsoulin	6
1964	Brown	9
1965	Gonsoulin	6
1966	Brown/Sellers	3
1967	Sellers	7
1968	Jaquess	5
1969	Thompson	3
1970	Martha	6
1971	Thompson	5
1972	Mitchell	3
1973	Jones	4
1974	Jones/Thompson	5
1975	Gradishar	3
1976	Jackson	7
1977	Thompson	5
1978	B. Jackson/Foley	6
1979	Foley	6
1980	Foley	4
1981	Foley	5
1982	Kyle	3
1983	Wright	6
1984	Foley/Harden	6
1985	Harden/L. Wright	5
1986	Harden	6
1987	Harden	4
1988	Harden	4
1989	Braxton	6
1990	Atwater/Henderson/Montgomery	2
1991	Atwater/Smith	5
1992	Henderson/Smith	4
1993	Smith/Braxton	3
1994	Crockett/Hilliard/R. Jones	2
1995	Atwater	3
1996	Braxton	9
1997	Braxton/Crockett/Gordon	4
1998	Gordon	4
1999	James	5
2000	Buckley	6
2001	O'Neal	9

Year	Player	Return Yards
1960	Gonsoulin	98
1961	McNamara	85
1962	Zeman	133
1963	Gonsoulin	64
1964	Brown	140
1965	Wilson	118
1966	Brown	37
1967	Wilson	153
1968	Jaquess	64
1969	Thompson	92
1970	Martha	99
1971	Thompson	83
1972	Preece	30
1973	Thompson	96
1974	Thompson	105
1975	Thompson	97
1976	Jackson	136
1977	Wright	128
1978	B. Jackson	128
1979	Thompson	57
1980	Foley	115
1981	Foley	81
1982	Smith	29
1983	Harden	127
1984	Mecklenburg	105
1985	Harden	100
1986	Harden	179
1987	Clark	105
1988	Robbins	66
1989	Braxton	103
1990	Henderson	71
1991	Atwater	104
1992	Henderson	79
1993	Atwater	81
1994	Atwater	24
1995	Atwater	54
1996	Braxton	128
1997	Braxton	113
1998	Gordon	125
1999	James	59
2000	Buckley	110
2001	O'Neal	115

PUNT RETURNS

Year	Player	Punt Returns
1960	Carmichael	15
1961	Frazier	18
1962	Mingo	7
1963	Mitchell	12
1964	Barry	16
1965	Barry	21
1966	Haynes	10
1967	Little	16
1968	Little	24
1969	Thompson	25
1970	Thompson	23
1971	Thompson	29
1972	Sherman	10
1973	Thompson	30
1974	Thompson	26
1975	Upchurch	27
1976	Upchurch	39
1977	Upchurch	51
1978	Upchurch	36
1979	Upchurch	30
1980	Upchurch	37
1981	Manning	41
1982	Upchurch	15
1983	Thomas	33
1984	Willhite/Thomas	20
1985	V. Johnson	30
1986	Willhite	42
1987	Clark	18
1988	Nattiel	22
1989	Bell	21
1990	Clark	21
1991	V. Johnson	24
1992	Marshall	33
1993	Milburn	40
1994	Milburn	41
1995	Milburn	31
1996	Kinchen	26
1997	Gordon	40
1998	Gordon	34
1999	Watson	44
2000	O'Neal	34
2001	O'Neal	31

Year	Player	Yards
1960	Carmichael	101
1961	Frazier	231
1962	Zeman	59
1963	Mitchell	141
1964	Barry	149
1965	Barry	210
1966	Haynes	119
1967	Little	270
1968	Little	261
1969	Thompson	288
1970	Thompson	233
1971	Thompson	274
1972	Sherman	89
1973	Thompson	366
1974	Thompson	350
1975	Upchurch	312
1976	Upchurch	536
1977	Upchurch	653
1978	Upchurch	493
1979	Upchurch	304
1980	Upchurch	353
1981	Manning	378
1982	Upchurch	242
1983	Thomas	368
1984	Willhite	200
1985	V. Johnson	260
1986	Willhite	468
1987	Clark	233
1988	Nattiel	218
1989	Bell	143
1990	Clark	159
1991	V. Johnson	174
1992	Marshall	349
1993	Milburn	425
1994	Milburn	379
1995	Milburn	354
1996	Kinchen	300
1997	Gordon	543
1998	Gordon	379
1999	Watson	334
2000	O'Neal	354
2001	O'Neal	405

Year	Player	Avg. (min. 10)
1960	Carmichael	6.7
1961	Frazier	12.8
1962	Zeman	11.9
1963	Mitchell	11.7
1964	Barry	9.3
1965	Barry	10.0
1966	Haynes	11.9
1967	Little	16.9
1968	Little	10.9
1969	Thompson	11.5
1970	Thompson	10.1
1971	Thompson	9.4
1972	Sherman	8.9
1973	Thompson	12.2
1974	Thompson	13.5
1975	Thompson	12.2
1976	Upchurch	13.7
1977	Upchurch	12.8
1978	Upchurch	13.7
1979	Upchurch	10.1
1980	Upchurch	9.5
1981	Manning	9.2
1982	Upchurch	16.1
1983	Thomas	11.2
1984	Willhite	10.0
1985	Willhite	10.4
1986	Willhite	11.1
1987	Clark	12.9
1988	Nattiel	9.9
1989	V. Johnson	9.8
1990	V. Johnson	8.4
1991	V. Johnson	7.3
1992	Marshall	10.6
1993	Milburn	10.6
1994	Milburn	9.2
1995	Milburn	11.4
1996	R. Smith	12.3
1997	Gordon	13.6
1998	Gordon	11.1
1999	Watson	7.6
2000	O'Neal	10.4
2001	O'Neal	13.1

KICKOFF RETURNS

Year	Player	Kickoff Returns
1960	Carmichael	22
1961	Frazier	18
1962	Frazier	19
1963	Mitchell	37
1964	Barry	47
1965	Haynes	34
1966	Sellers	19
1967	Little	35
1968	Little	26
1969	Williams	23
1970	Anderson	21
1971	Anderson	8
1972	Montgomery	29
1973	Armstrong	20
1974	Armstrong	16
1975	Upchurch	40
1976	Upchurch	22
1977	Upchurch	20
1978	Perrin	12
1979	Pane	18
1980	Brunson	40
1981	Manning	26
1982	Willhite	17
1983	Thomas	24
1984	Lang	24
1985	V. Johnson	30
1986	Bell	23
1987	Bell	15
1988	Bell	36
1989	Bell	30
1990	Clark	20
1991	Montgomery	26
1992	Montgomery	21
1993	Russell	18
1994	Milburn	793
1995	Milburn	47
1996	Hebron	45
1997	Hebron	43
1998	Hebron	46
1999	Watson	48
2000	O'Neal	46
2001	Cole	48

Year	Player	Yards
1960	Carmichael	581
1961	Frazier	504
1962	Frazier	388
1963	Mitchell	954
1964	Barry	1,245
1965	Haynes	901
1966	Sellers	540
1967	Little	942
1968	Little	649
1969	Williams	574
1970	Anderson	520
1971	Little	199
1972	Montgomery	756
1973	Armstrong	472
1974	Armstrong	386
1975	Upchurch	1,084
1976	Upchurch	514
1977	Upchurch	456
1978	Perrin	256
1979	Pane	354
1980	Brunson	923
1981	Manning	514
1982	Manning	346
1983	Thomas	573
1984	Lang	404
1985	V. Johnson	740
1986	Bell	531
1987	Bell	323
1988	Bell	762
1989	Bell	602
1990	Clark	505
1991	Montgomery	488
1992	Montgomery	466
1993	Russell	374
1994	Milburn	793
1995	Milburn	1,269
1996	Hebron	1,099
1997	Hebron	1,009
1998	Hebron	1,216
1999	Watson	1,138
2000	O'Neal	1,102
2001	Cole	1,127

Year	Player	Avg. (min. 14)
1960	Carmichael	26.4
1961	Frazier	28.0
1962	Frazier	20.4
1963	Mitchell	25.7
1964	Barry	26.5
1965	Haynes	26.5
1966	Sellers	28.4
1967	Little	26.9
1968	Little	25.0
1969	Thompson	28.5
1970	Anderson	24.8
1971	Little	28.3
1972	Montgomery	26.1
1973	Armstrong	23.6
1974	Armstrong	24.1
1975	Upchurch	27.1
1976	Perrin	27.9
1977	Upchurch	22.8
1978	Upchurch	27.8
1979	Pane	19.7
1980	Brunson	23.1
1981	Manning	19.8
1982	Manning	23.1
1983	Thomas	20.5
1984	Lang	21.3
1985	V. Johnson	24.7
1986	Bell	23.1
1987	Swanson	26.0
1988	Bell	21.2
1989	Bell	20.1
1990	Clark	25.3
1991	Montgomery	18.8
1992	Montgomery	22.2
1993	Russell	20.8
1994	By not'e	22.7
1995	Milburn	27.0
1996	Hebron	24.4
1997	Hebron	23.5
1998	Hebron	26.4
1999	Watson	23.7
2000	O'Neal	24.0
2001	Kasper	26.6

SCORING

Year	Player	Touchdowns
1960	Taylor	12
1961	Frazier/Stone	8
1962	Scarpitto	6
1963	Taylor	10
1964	Taylor	11.8
1965	Hayes/Gilchrist	7
1966	Scarpitto	5
1967	Denson	11
1968	Crabtree/Little/Denson	5
1969	Denson	10
1970	Crenshaw	6
1971	Little	6
1972	Little	13
1973	Little	13
1974	Armstrong	12
1975	*5 players	4
1976	Moses	7
1977	**5 players	4
1978	Odoms	6
1979	Upchurch	7
1980	Odoms	6
1981	Watson	13
1982	Upchurch	5
1983	Watson	5
1984	Watson	7
1985	Winder	8
1986	Winder	14
1987	V. Johnson/Winder	7
1988	Jackson/Sewell	6
1989	Humphrey	8
1990	Humphrey	7
1991	Elway	6
1992	Jackson	8
1993	Sharpe	9
1994	L. Russell	9
1995	Miller	14
1996	Davis	15
1997	Davis	15
1998	Davis	23
1999	Gary/McCaffrey	7
2000	Anderson	15
2001	R. Smith	11

Year	Player	Field Goals
1960	Mingo	18-28, 643
1961	Hill	5-15, 333
1962	Mingo	27-39, 692
1963	Mingo	16-30, 533
1964	Taylor	8-12, 667
1965	Kroner	13-29, 448
1966	Kroner	14-25, 560
1967	Humphreys	7-15, 467
1968	Howfield	9-18, 500
1969	Howfield	13-29, 448
1970	Howfield	18-32, 563
1971	Turner	25-38, 658
1972	Turner	20-29

DEFENSE

QUARTERBACK SACKS	
1968	R. Jackson10.5
1969	R. Jackson12.5
1970	P. Smith11.5
1971	P. Smith12
1972	Alzado10.5
1973	P. Smith11
1974	Alzado13
1975	Alzado7
1976	Chavous8
1977	Alzado8
1978	Alzado9
1979	Manor6.5
1980	R. Jones11.5
1981	R. Jones9.5
1982	Chavous5
1983	T. Jackson5.5
1984	R. Jones11
1985	Mecklenburg13
1986	R. Jones13.5
1987	R. Jones7
1988	Fletcher9
1989	Fletcher12
1990	Fletcher11
1991	Fletcher13.5
1992	Fletcher16
1993	Fletcher13.5
1994	Fletcher7
1995	Perry6
1996	A. Williams13
1997	Tanuvasa/A. Williams8.5
1998	Pryce/Tanuvasa8.5
1999	Pryce13
2000	Pryce12
2001	Pryce/Romanowski7

TOTAL TACKLES	
1968	R. Jackson91
1969	R. Jackson69*
1970	R. Jackson84*
1971	Forsberg98
1972	Alzado/Graham91
1973	P. Smith106
1974	T. Jackson116
1975	Gradishar177
1976	Gradishar198
1977	Gradishar219
1978	Gradishar286
1979	Gradishar235
1980	Gradishar250
1981	Gradishar258
1982	Gradishar151
1983	Gradishar224
1984	Busick195
1985	Harden82
1986	Hunley164
1987	Ryan125
1988	Kragen140
1989	Mecklenburg143
1990	Brooks175
1991	Brooks153
1992	Brooks170
1993	Atwater141
1994	Alexander172
1995	Atwater148
1996	Romanowski128
1997	Mobley162
1998	Mobley132
1999	Cadrez97
2000	Mobley133
2001	Mobley133

BRONCOS ALL-TIME SERVICE RECORDS (REGULAR SEASON)

Most Seasons with Denver

16	John Elway, 1983-98
14	Tom Jackson, 1973-86
14	Dennis Smith, 1981-94
13	Barney Chavous, 1973-85
13	Paul Howard, 1973-75, 1977-86
13	Ken Lanier, 1981-92, 1994
13	Bill Thompson, 1969-81
12	Tyrone Braxton, 1987-93, '95-99
12	Billy Bryan, 1977-88
12	Rubin Carter, 1975-86
12	Riley Odoms, 1972-83
12	Louis Wright, 1975-86
12	Karl Mecklenburg, 1983-94

Most Games Played with Denver

234	John Elway, 1983-98
191	Tom Jackson, 1973-86
187	Paul Howard, 1973-75, 1977-86
184	Dennis Smith, 1981-94
182	Barney Chavous, 1973-85
181	Tyrone Braxton, 1987-93, '95-99
180	Karl Mecklenburg, 1983-94
179	Bill Thompson, 1969-81
173	Ken Lanier, 1981-92, 1994
172	Simon Fletcher, 1985-95

Most Games Started with Denver

231	John Elway, 1983-98
178	Bill Thompson, 1969-81
177	Tom Jackson, 1973-86
177	Barney Chavous, 1973-85
170	Dennis Smith, 1981-94
165	Ken Lanier, 1981-92, 1994
163	Louis Wright, 1975-86
155	Steve Atwater, 1989-98
151	Billy Bryan, 1977-88
151	Rubin Carter, 1975-86

Most Consecutive Games Played

172	Simon Fletcher (1st in '85 through 16th in '95)
166	Ken Lanier (13th in '81 through 16th in '92)
156	Bill Thompson (1st in '71 through 16th in '81)

Most Consecutive Games Started

156	Bill Thompson (1st in '71 through 16th in '81)
140	Simon Fletcher (1st in '87 through 16th in '95)
131	Ken Lanier (9th in '84 through 16th in '92)

BRONCOS ALL-TIME RECORDS

INDIVIDUAL RECORDS — OFFENSE

TOTAL OFFENSE

MOST TOTAL PLAYS

Career

8,662	John Elway, 1983-98
1,824	Terrell Davis, 1995-2001
1,693	Craig Morton, 1977-82
1,650	Floyd Little, 1967-75
1,496	Sammy Winder, 1982-90
1,453	Brian Griese, 1998-2001
1,283	Frank Tripucka, 1960-63
1,023	Otis Armstrong, 1973-80
994	Charley Johnson, 1972-75
952	Steve Ramsey, 1971-76

Season

656	John Elway, 1985
605	John Elway, 1995
595	John Elway, 1993
586	John Elway, 1997
556	John Elway, 1986
552	John Elway, 1994
552	John Elway, 1990
550	John Elway, 1988
542	John Elway, 1996
515	Frank Tripucka, 1960

Game

64	Elway, at Green Bay, 10/10/93
56	Slaughter, at Houston, 12/20/64
56	Tripucka, at Buffalo, 9/15/62
55	Elway, at N.Y. Giants, 11/23/86

MOST YARDS TOTAL OFFENSE

(COMBINED RUSHING AND PASSING YARDS)

Career

54,882	John Elway, 1983-98 (3,407/51,475)
12,155	Craig Morton, 1977-82 (260/11,895)
8,958	Brian Griese, 1998-2001 (409/8,549)
7,651	Frank Tripucka, 1960-63 (-25/7,676)
7,607	Terrell Davis, 1995-2001 (7,607/0)
7,252	Charley Johnson, 1972-75 (14/7,238)
6,437	Steve Ramsey, 1971-76 (-108/6,545)
6,366	Floyd Little, 1967-75 (6,323/43)
5,428	Sammy Winder, 1982-90 (5,428/0)
4,453	Otis Armstrong, 1973-80 (4,453/0)

Season

4,183	John Elway, 1993
4,146	John Elway, 1995
4,144	John Elway, 1985
3,853	John Elway, 1997
3,784	John Elway, 1990
3,742	John Elway, 1986
3,725	John Elway, 1994
3,577	John Elway, 1996
3,543	John Elway, 1988
3,511	John Elway, 1991

Game

458	Frerotte, vs. San Diego, 11/19/00
447	Tripucka, at Buffalo, 9/15/62
445	C. Johnson, vs. Kansas City, 11/24/74
432	Elway, at Seattle, 12/20/85
405	Elway, vs. Kansas City, 12/6/98
399	Elway, vs. Atlanta, 11/20/94
394	Elway, at Green Bay, 10/10/93
387	Elway, at San Diego, 11/29/87

387	Elway, at N.Y. Giants, 11/23/86
382	Elway, at Los Angeles, 1/2/94

MOST YARDS TOTAL OFFENSE BY A ROOKIE
(COMBINED RUSHING AND PASSING YARDS)

Season

1,897	Marlin Briscoe, 1968 (308/1,589)
1,813	Mickey Slaughter, 1963 (124/1,689)
1,809	John Elway, 1983 (146/1,663)

Game

368	Elway, vs. Baltimore, 12/11/83 (23/345)
333	Briscoe, vs. Buffalo, 11/24/68 (-2/335)

MOST TOTAL YARDS FROM SCRIMMAGE
(RUSHING AND RECEIVING)

Career

8,887	Terrell Davis, 1995-2001 (7,607/1,280)
8,741	Floyd Little, 1967-75 (6,323/2,418)
6,992	Shannon Sharpe, 1990-99 (9/6,983)
6,824	Lionel Taylor, 1960-66 (12/6,812)
6,730	Sammy Winder, 1982-90 (5,428/1,302)

Season

2,225	Terrell Davis, 1998 (2,008/217)
2,037	Terrell Davis, 1997 (1,750/287)
1,848	Terrell Davis, 1996 (1,538/310)
1,812	Otis Armstrong, 1974 (1,407/405)
1,701	Rod Smith, 2000 (99/1,601)
1,656	Mike Anderson, 2000 (1,487/169)

Game

*256	Anderson, at New Orleans, 12/3/00 (251/5)
236	Davis, at Buffalo, 10/26/97 (207/29)
228	Davis, vs. Cincinnati, 9/21/97 (215/13)
214	Davis, at San Diego, 11/30/97 (178/36)
213	Davis, vs. Baltimore, 10/20/96 (194/19)
212	Davis, vs. Jacksonville, 10/25/98 (136/76)

* - NFL Rookie Record

MOST TOTAL YARDS FROM SCRIMMAGE
BY A ROOKIE (RUSHING AND RECEIVING)

Season

1,656	Mike Anderson, 2000 (1,487/169)
1,484	Terrell Davis, 1995 (1,117/367)
1,318	Olandis Gary, 1999 (1,159/159)

Game

*256	Anderson, at New Orleans, 12/3/00 (251/5)
209	Anderson, at Seattle, 11/26/00 (195/14)
199	Gary, vs. Seattle, 12/19/99 (183/16)
199	Taylor, vs. Buffalo, 11/27/60 (0/199)

* - NFL Rookie Record

MOST COMBINED YARDAGE
(RUSHING/RECEIVING/RETURNS)

Career

12,157	Floyd Little, 1967-75 (6,323/2,418/3,416)
10,081	Rick Upchurch, 1975-83 (349/4,369/5,363)
8,887	Terrell Davis, 1995-2001 (7,607/1,280/0)
7,329	V. Johnson, 1985-93, '95 (44/5,695/1,590)
6,992	Shannon Sharpe, 1990-99 (9/6,983/0)

Season

2,225	Terrell Davis, 1998 (2,008/217/0)
2,080	Glyn Milburn, 1995 (266/191/1,623)
2,037	Terrell Davis, 1997 (1,750/287/0)

INDIVIDUAL RECORDS — OFFENSE

MOST COMBINED YARDAGE, CONT.

Game	Player	Year	Opponent	Yards
*404	Milburn	1975	vs. Seattle	131/45/228
284	Upchurch	1975	vs. K. City	9/21/75 (13/153/118)
256	Anderson	2000	at New Orleans	12/3/00 (251/5/0)

* - NFL Record

**MOST COMBINED YARDAGE BY A ROOKIE
(RUSHING/RECEIVING/RETURNS)**

Season	Player	Year	Opponent	Yards
1,929	Upchurch	1975	(97/436/1,396)	
1,656	Anderson	2000	(1,487/169/0)	
1,484	Davis	1995	(1,117/367/0)	

Game	Player	Year	Opponent	Yards
284	Upchurch	1975	vs. K. City	9/21/75 (13/153/118)
256	Anderson	2000	at New Orleans	12/3/00 (251/5/0)
225	Upchurch	1975	vs. Cleveland	10/19/75 (7/21/197)

BEST AVERAGE GAIN PER PLAY

Career (min. 200 plays)	Player	Year
7.30	Craig Morton	1977-82
7.30	Charley Johnson	1972-75
7.16	Marlin Briscoe	1968
7.03	Norris Weese	1976-79
6.88	Steve Ramsey	1971-76
6.84	John Elway	1983-98
6.34	Jacky Lee	1964-65
6.17	Brian Griese	1998-2001
6.15	Pete Liske	1969-70
6.12	Steve Tensi	1967-70

Season (min. 125 plays)

8.37	Craig Morton	1981
7.93	Charley Johnson	1974
7.64	Brian Griese	2000
7.53	Don Breaux	1963
7.49	Charley Johnson	1972
7.45	Steve Ramsey	1976
7.36	John Elway	1987
7.21	Steve Deberg	1983
7.21	Craig Morton	1977
7.16	Pete Liske	1969
7.16	Marlin Briscoe	1968

Game (min. 10 plays)

15.70	Morton	vs. San Diego	9/27/81
14.20	Morton	vs. Detroit	10/11/81
13.58	C. Johnson	vs. Kansas City	9/21/75
12.45	C. Johnson	at Oakland	10/22/72
12.39	Morton	vs. Kansas City	12/10/78
12.37	Weese	vs. Pittsburgh	12/16/78
12.17	C. Johnson	vs. San Diego	10/20/74

RUSHING

MOST ATTEMPTS

Career	Player	Year
1,655	Terrell Davis	1995-2001
1,641	Floyd Little	1967-75
1,493	Sammy Winder	1982-90
1,023	Otis Armstrong	1973-80
774	John Elway	1983-98
699	Jon Keyworth	1974-80
593	Bobby Humphrey	1989-91
479	Dave Preston	1978-83
472	Mike Anderson	2000-01
422	Gaston Green	1991-92
380	Gerald Willhite	1982-88

Season

392	Terrell Davis	1998
369	Terrell Davis	1997
345	Terrell Davis	1996
297	Mike Anderson	2000
296	Sammy Winder	1984
294	Bobby Humphrey	1989
288	Bobby Humphrey	1990
284	Floyd Little	1971
276	Olandis Gary	1999
263	Otis Armstrong	1974

Game

42	Davis	at Buffalo (OT)	10/26/97
37	Anderson	at New Orleans	12/3/00
37	Gary	vs. Green Bay	10/17/99
34	Davis	at Kansas City	11/16/97
34	Humphrey	at Buffalo	9/30/90
34	Winder	at L.A. Raiders	10/28/84
33	Davis	vs. San Diego	11/11/01
33	Davis	at New York Jets	11/5/00
32	Anderson	at Oakland	9/17/00; Davis, vs. New England, 10/6/97; Davis, at New England, 11/17/96; Dorsett, vs. L.A. Raiders, 9/26/88; Gilchrist, at Boston, 9/24/65

MOST ATTEMPTS BY A ROOKIE

Season

297	Mike Anderson	2000
294	Bobby Humphrey	1989
276	Olandis Gary	1999

Game

37	Anderson	at New Orleans	12/3/00
37	Gary	vs. Green Bay	10/17/99
32	Anderson	at Oakland	9/17/00

MOST RUSHING YARDS

Career

7,607	Terrell Davis	1995-2001
6,323	Floyd Little	1967-75
5,428	Sammy Winder	1982-90
4,453	Otis Armstrong	1973-80
3,407	John Elway	1983-98
2,653	Jon Keyworth	1974-80
2,386	Bobby Humphrey	1989-91
2,165	Mike Anderson	2000-01
1,793	Dave Preston	1978-83
1,688	Gerald Willhite	1982-88

Season

2,008	Terrell Davis	1998
1,750	Terrell Davis	1997
1,538	Terrell Davis	1996
1,487	Mike Anderson	2000
1,407	Otis Armstrong	1974
1,202	Bobby Humphrey	1990
1,159	Olandis Gary	1999
1,153	Sammy Winder	1984
1,151	Bobby Humphrey	1989
1,133	Floyd Little	1971

Game

*251	Anderson	at New Orleans	12/3/00
215	Davis	vs. Cincinnati	9/21/97
208	Davis	at Seattle	10/11/98
207	Davis	at Buffalo (OT)	10/26/97
195	Anderson	at Seattle	11/26/00
194	Davis	vs. Baltimore	10/20/96
191	Davis	vs. Dallas	9/13/98
187	Anderson	at Oakland	9/17/00
185	Gary	at Detroit	12/25/99
183	Gary	vs. Seattle	12/19/99
183	Armstrong	vs. Houston	12/8/74

* - NFL Rookie Record

INDIVIDUAL RECORDS — OFFENSE

MOST RUSHING YARDS BY A ROOKIE

Season

1,487	Mike Anderson	2000
1,159	Olandis Gary	1999
1,151	Bobby Humphrey	1989

Game

*251	Anderson	at New Orleans	12/3/00
195	Anderson	at Seattle	11/26/00
187	Anderson	at Oakland	9/17/00

* - NFL Rookie Record

BEST RUSHING AVERAGE

Career (min. 100 carries)

4.81	Vaughn Hebron	1996-98
4.60	Terrell Davis	1995-2001
4.59	Mike Anderson	2000-01
4.44	Gerald Willhite	1982-88
4.40	John Elway	1983-98
4.35	Otis Armstrong	1973-80
4.30	Joe Dawkins	1971-73
4.24	Olandis Gary	1999-2001
4.20	Gene Mingo	1960-64
4.20	Larry Canada	1978-79, 1981

Season (min. 100 carries)

5.35	Otis Armstrong	1974
5.12	Terrell Davis	1998
5.01	Mike Anderson	2000
4.99	Floyd Little	1969
4.82	Gerald Willhite	1984
4.74	Terrell Davis	1997
4.71	Terrell Davis	1995
4.71	Jim Jensen	1980
4.62	Larry Canada	1978
4.62	Jon Keyworth	1974
4.46	Terrell Davis	1996

Game (min. 8 rushes)

11.00	Rolle	vs. Oakland	10/2/60
10.38	Joe	at Boston	10/18/63
10.33	Dawkins	at Kansas City	10/7/73
10.00	Weese	at Chicago	12/12/76
9.87	Keyworth	at Oakland	11/24/74
8.86	Little	at N.Y. Giants	11/5/72
8.80	Russell	vs. San Diego	9/4/94
8.75	Keyworth	at Seattle	10/29/78 (OT)
8.75	Little	at San Francisco	10/25/70
8.67	Armstrong	vs. San Diego	10/7/79

BEST RUSHING AVERAGE BY A ROOKIE

Season (min. 100 carries)

5.01	Mike Anderson	2000	
4.71	Terrell Davis	1995	
4.62	Larry Canada	1978 & Jon Keyworth	1974

Game (min. 8 rushes)

10.38	Joe	at Boston	10/18/63
10.00	Weese	at Chicago	12/12/76
9.87	Keyworth	at Oakland	11/24/74

MOST RUSHING TOUCHDOWNS

Career

60	Terrell Davis	1995-2001
43	Floyd Little	1967-75
39	Sammy Winder	1982-90
33	John Elway	1983-98
25	Otis Armstrong	1973-80
22	Jon Keyworth	1973-80
19	Mike Anderson	2000-01
17	Gerald Willhite	1982-88
14	Bobby Humphrey	1989-91
13	Steve Sewell	1985-92

Season

21	Terrell Davis	1998
15	Mike Anderson	2000
15	Terrell Davis	1997
13	Terrell Davis	1996
12	Floyd Little	1973
10	Jon Keyworth	1974
9	Leonard Russell	1994
9	Sammy Winder	1986
9	Otis Armstrong	1974
9	Floyd Little	1972

Game

4	Anderson	at New Orleans	12/3/00
3	Davis	vs. Kansas City	12/6/98; Davis, vs. Jacksonville, 10/25/98; Davis, vs. Dallas, 9/13/98; Davis, vs. Oakland, 11/24/97; Green, vs. San Diego, 9/22/91; Armstrong, vs. Houston, 12/8/74; Keyworth, vs. Kansas City, 11/18/74; Little, vs. Cincinnati, 9/16/73

MOST RUSHING TDs BY A ROOKIE

Season

15	Mike Anderson	2000
7	Olandis Gary	1999
7	Terrell Davis	1995
7	Bobby Humphrey	1989

Game

4	Anderson	at New Orleans	12/3/00
3	Keyworth	vs. K.C.	11/18/74
2	many	(last by Gary at S.D.)	11/7/99

MOST CONSECUTIVE GAMES SCORING BY RUSH

8	Davis	1998
6	Davis	1997-98 (last four, first two)
5	Davis	1997
5	Winder	1985

LONGEST SCORING RUN

82	Gene Mingo	vs. Oakland	10/5/62
80	Mike Anderson	at Seattle	11/26/00
80	Floyd Little	at San Francisco	10/25/70
72	Joe Dawkins	at Kansas City	10/7/73
71	Terrell Davis	vs. Baltimore	10/20/96
68	Billy Joe	at Boston	10/18/63
67	Gaston Green	vs. Houston	10/18/91
66	Billy Van Heusen	vs. Houston	9/17/72
65	Terrell Davis	at Kansas City	9/22/96
63	Terrell Davis	vs. Dallas	9/13/98
63	Gaston Green	vs. San Diego	9/22/91
63	Bob Scarpitto	at San Diego	10/30/66

LONGEST SCORING RUN BY A ROOKIE

80	Mike Anderson	at Seattle	11/26/00
68	Billy Joe	at Boston	10/18/63
60	Terrell Davis	at Houston	11/26/95

LONGEST NON-SCORING RUN

71	Olandis Gary	vs. Seattle	12/19/99
70	Terrell Davis	at Seattle	10/11/98
68	Henry Bell	vs. Los Angeles	10/16/60
63	Jim Krieg	vs. San Diego	12/10/72
62	Lonnie Perrin	vs. Baltimore	11/27/77
57	Terrell Davis	vs. Seattle	12/9/01
52	Gerald Willhite	vs. Kansas City	9/23/84
51	Billy Joe		

INDIVIDUAL RECORDS — OFFENSE

PASSING

MOST PASSING YARDS

Career

51,475	John Elway, 1983-98
11,895	Craig Morton, 1977-82
8,549	Brian Griese, 1998-2001
7,676	Frank Tripucka, 1960-63
7,238	Charley Johnson, 1972-75
6,437	Steve Ramsey, 1971-76
5,153	Steve Tensi, 1967-70
3,819	Steve DeBerg, 1981-83
3,607	Mickey Slaughter, 1963-66
2,791	J. McCormick, 1963, 1965-66, '68

Season

4,030	John Elway, 1993
3,970	John Elway, 1995
3,891	John Elway, 1985
3,635	John Elway, 1997
3,526	John Elway, 1990
3,490	John Elway, 1994
3,485	John Elway, 1986
3,328	John Elway, 1996
3,309	John Elway, 1988
3,253	John Elway, 1991
3,198	John Elway, 1987

Game

462	Frerotte, vs. San Diego, 11/19/00
447	Tripucka, at Buffalo, 9/15/62
445	C. Johnson, vs. Kansas City, 11/18/74
432	Elway, at Seattle, 12/20/85
400	Elway, vs. Kansas City, 12/6/98
382	Elway, vs. Atlanta, 10/23/94
376	Tripucka, vs. San Diego, 9/7/62
375	Tripucka, vs. Houston, 11/6/60
371	Elway, vs. San Diego, 9/4/94
370	Lee, at Oakland, 12/5/65

MOST PASSING YARDS BY A ROOKIE

Season

1,689	Mickey Slaughter, 1963
1,663	John Elway, 1983
1,589	Marlin Briscoe, 1968

Game

345	Elway, vs. Baltimore, 12/11/83 (23-34)
335	Briscoe vs. Buffalo, 11/24/68 (12-29)

MOST ATTEMPTS

Career

7,250	John Elway, 1983-98
1,594	Craig Morton, 1977-82
1,277	Frank Tripucka, 1960-63
1,242	Brian Griese, 1998-2001
970	Charley Johnson, 1972-75
919	Steve Ramsey, 1971-76
810	Steve Tensi, 1967-70
584	Mickey Slaughter, 1963-66
546	Steve DeBerg, 1981-83
537	John McCormick, 1963, 1965-66, '68

Season

605	John Elway, 1985
551	John Elway, 1993
542	John Elway, 1995
504	John Elway, 1986
502	John Elway, 1997

502	John Elway, 1990
496	John Elway, 1988
494	John Elway, 1994
478	Frank Tripucka, 1962
466	John Elway, 1996

Game

59	Elway, at Green Bay, 10/10/93
58	Frerotte, vs. San Diego, 11/19/00
56	Tripucka, at Buffalo, 9/15/62
53	Slaughter, at Houston, 12/20/64
52	Tripucka, at Houston, 11/20/60
52	Tripucka, vs. Houston, 11/6/60
50	Griese, vs. New England, 10/1/00
50	Elway, vs. San Diego, 11/17/85
49	Elway, at Los Angeles Raiders, 12/4/88
47	Elway, vs. Washington, 9/17/95

MOST ATTEMPTS BY A ROOKIE

Season

259	John Elway, 1983
224	Marlin Briscoe, 1968
223	Mickey Slaughter, 1963

Game

44	Elway, vs. Baltimore, 12/11/83
29	Briscoe vs. Buffalo, 11/24/68
28	Maddox, at Buffalo, 12/12/92

MOST COMPLETIONS

Career

4,123	John Elway, 1983-98
907	Craig Morton, 1977-82
753	Brian Griese, 1998-2001
662	Frank Tripucka, 1960-63
517	Charley Johnson, 1972-75
456	Steve Ramsey, 1971-76
348	Steve Tensi, 1967-70
314	Steve DeBerg, 1981-83
291	Mickey Slaughter, 1963-66
207	John McCormick, 1963, 1965-66, '68

Season

348	John Elway, 1993
327	John Elway, 1985
316	John Elway, 1995
307	John Elway, 1994
294	John Elway, 1990
287	John Elway, 1996
280	John Elway, 1997
280	John Elway, 1986
274	John Elway, 1988
261	Brian Griese, 1999

Game

36	Frerotte, vs. San Diego, 11/19/00
36	Elway, vs. San Diego, 9/4/94
34	Slaughter, at Houston, 12/20/64
33	Elway, at Green Bay, 10/10/93
31	Griese, vs. New England, 10/1/00
30	Griese, at Cincinnati, 10/22/00
30	Elway, vs. Washington, 9/17/95
30	Elway, vs. Cleveland, 10/30/94
30	Elway, vs. Minnesota, 11/14/93
30	Elway, vs. Seattle, 9/23/90
30	Elway, at Green Bay (at Milwaukee), 9/20/87
30	Tripucka, vs. Houston, 11/6/60

INDIVIDUAL RECORDS — OFFENSE

MOST COMPLETIONS BY A ROOKIE

Season

123	John Elway, 1983
112	Mickey Slaughter, 1963
93	Marlin Briscoe, 1968

Game

23	Elway, vs. Baltimore, 12/11/83
18	Maddox, at L.A. Raiders, 11/22/92

BEST COMPLETION PERCENTAGE

Career (min. 100 passes)

.626	Hugh Millen (107-171), 1994-95
.606	Brian Griese (753-1,242), 1998-2001
.600	Bubby Brister (96-160), 1997-99
.600	Gus Frerotte (168-280), 2000-01
.581	Gary Kubiak (173-298), 1983-91
.570	Norris Weese (143-251), 1976-79
.569	John Elway (4,123-7,250), 1983-98
.569	Craig Morton (907-1,594), 1977-82
.545	Tommy Maddox (66-121), 1992

Season (min. 50 passes)

.643	Brian Griese (216-336), 2000
.632	John Elway (348-551), 1993
.632	Norris Weese (55-87), 1978
.623	Gary Kubiak (43-69), 1988
.621	John Elway (307-494), 1994
.618	Hugh Millen (81-131), 1994
.616	John Elway (287-466), 1996
.608	Craig Morton (183-301), 1980
.598	Craig Morton (225-376), 1981
.595	Bubby Brister (78-131), 1998

Game (min. 10 passes)

.944	Morton, vs. San Diego (17-18), 9/27/81
.917	Elway, at L.A. Raiders (11-12), 11/2/86
.863	Morton, vs. Kansas City (19-22), 12/20/78
.842	Elway, vs. Minnesota (16-19), 11/18/84
.833	Ramsey, vs. Cleveland (10-12), 10/19/75
.826	Millen, at San Francisco (19-23), 12/17/94
.818	Elway, at Kansas City (18-22), 12/4/94
.800	Elway, at Minnesota (8-10), 11/4/90
.783	Elway, vs. San Diego (36-46), 9/4/94
.773	Morton, vs. Houston (17-22), 11/2/80

MOST TOUCHDOWN PASSES

Career

300	John Elway, 1983-98
74	Craig Morton, 1977-82
56	Brian Griese, 1998-2001
52	Charley Johnson, 1972-75
51	Frank Tripucka, 1960-63
38	Steve Tensi, 1967-70
35	Steve Ramsey, 1971-76
22	Steve DeBerg, 1981-83
22	Mickey Slaughter, 1963-66
17	John McCormick, 1963, 1965-66, '68

Season

27	John Elway, 1997
26	John Elway, 1996
26	John Elway, 1995
25	John Elway, 1993
24	Frank Tripucka, 1960
22	John Elway, 1998
22	John Elway, 1985
21	Craig Morton, 1981
20	Charley Johnson, 1973

19	Brian Griese, 2000
19	John Elway, 1987
19	John Elway, 1986

Game

5	Frerotte, vs. San Diego, 11/19/00
5	Elway, vs. Minnesota, 11/18/84
5	Tripucka, vs. Buffalo, 10/28/62
4	16 times, most recently, John Elway, vs. Seattle, 12/27/98

MOST TOUCHDOWN PASSES BY A ROOKIE

Season

14	Marlin Briscoe, 1968
12	Mickey Slaughter, 1963
7	John Elway, 1983

Game

4	Elway, vs. Baltimore, 12/11/83
4	Briscoe, vs. Buffalo, 11/24/68
3	Maddox, vs. Dallas, 12/6/92
3	Briscoe, at San Diego, 10/20/68
3	Briscoe, vs. San Diego, 12/1/68

MOST INTERCEPTIONS THROWN

Career

226	John Elway, 1983-98
85	Frank Tripucka, 1960-63
65	Craig Morton, 1977-82
58	Steve Ramsey, 1971-76
52	Charley Johnson, 1972-75
45	Steve Tensi, 1967-70
38	Brian Griese, 1998-2001
37	Mickey Slaughter, 1963-66
33	John McCormick, 1963, 1965-66, '68
24	Steve DeBerg, 1981-83

Season

34	Frank Tripucka, 1960
25	Frank Tripucka, 1962
23	John Elway, 1985
22	George Herring, 1961
21	Frank Tripucka, 1961
20	Jacky Lee, 1964
19	Brian Griese, 2001
19	John Elway, 1988
19	Craig Morton, 1979
18	John Elway, 1989

Game

6	Horn, at Green Bay, 9/26/71
6	Herring, at Houston, 11/26/61
5	8 times, most recently, John Elway, vs. Kansas City, 12/14/85

MOST INTERCEPTIONS THROWN BY A ROOKIE

Season

14	John Elway, 1983
14	Mickey Slaughter, 1963
13	Marlin Briscoe, 1968

Game

5	Slaughter, vs. Houston, 10/13/63
4	Maddox, vs. Dallas, 12/6/92
4	Elway, at Kansas City, 12/18/83

INDIVIDUAL RECORDS — OFFENSE

BEST INTERCEPTION AVOIDANCE

Career (min. 100 passes)

.018	Hugh Millen, 1994-95
.030	Gus Frerotte, 2000-01
.031	Brian Griese, 1998-2001
.031	John Elway, 1983-98
.038	Bubby Brister, 1997-99
.039	Craig Morton, 1977-82
.043	Don Breaux, 1963
.047	Steve Deberg, 1981-83
.054	Gary Kubiak, 1983-91
.054	Charley Johnson, 1972-75

Season (min. 50 passes)

.012	Brian Griese, 2000
.013	Gary Kubiak, 1984
.018	John Elway, 1993
.020	John Elway, 1994
.022	John Elway, 1997
.023	Bubby Brister, 1998
.023	Hugh Millen, 1994
.026	John Elway, 1995
.026	John Elway, 1986
.027	John Elway, 1991
.028	John Elway, 1998 & 1990

BEST AVERAGE GAIN PER ATTEMPT

Career (min. 100 attempts)

7.52	Norris Weese, 1976-79
7.46	Charley Johnson, 1972-75
7.46	Craig Morton, 1977-82
7.44	Gus Frerotte, 2000-01
7.12	George Shaw, 1962
7.10	John Elway, 1983-98
7.09	Marlin Briscoe, 1968
7.01	Bubby Brister, 1997-99
7.00	Steve Ramsey, 1971-76
6.99	Steve DeBerg, 1981-83

Season (min. 50 attempts)

8.65	Jacky Lee, 1965
8.50	Craig Morton, 1981
8.31	Norris Weese, 1978
8.07	Charley Johnson, 1974
8.00	Brian Griese, 2000
7.88	John Elway, 1998
7.84	Steve Ramsey, 1974
7.80	John Elway, 1987
7.66	Gus Frerotte, 2000
7.66	Steve Ramsey, 1972

Game (min. 12 attempts)

17.10	Morton vs. San Diego, 9/27/81
16.45	Johnson vs. Kansas City, 9/21/75
15.70	Morton vs. Detroit, 10/11/81
13.41	Weese vs. Pittsburgh, 12/16/78

BEST AVERAGE GAIN PER COMPLETION

Career (min. 100 passes)

17.09	Marlin Briscoe, 1968
15.98	George Shaw, 1962
15.09	Steve Tensi, 1967-70
14.12	Steve Ramsey, 1971-76
14.00	Charley Johnson, 1972-75
13.54	Max Choboian, 1966
13.48	John McCormack, 1963, 1965-66, '68
13.36	Don Breaux, 1963
13.20	Norris Weese, 1976-79
13.11	Craig Morton, 1977-82

Season (min. 50 passes)

17.93	John Hufnagel, 1975
17.09	Marlin Briscoe, 1968
16.15	Steve Ramsey, 1972
15.98	George Shaw, 1962
15.73	Jacky Lee, 1965
15.71	Charley Johnson, 1975
15.47	Don Breaux, 1963
15.19	Steve Tensi, 1969
15.09	Steve Ramsey, 1976
15.08	Mickey Slaughter, 1963

Game (min. 12 passes)

33.64	Lee at Oakland, 12/5/65
33.00	Elway at Cleveland, 10/1/89
27.92	Briscoe vs. Buffalo 11/24/68

HIGHEST PASSER RATING

Career (min. 500 passes)

83.6	Brian Griese, 1998-2001
79.9	John Elway, 1983-98
78.8	Craig Morton, 1977-82
73.1	Charley Johnson, 1972-75

Season (min. 200 passes)

102.9	Brian Griese, 2000
93.0	John Elway, 1998
92.8	John Elway, 1993
90.5	Craig Morton, 1981

HIGHEST PASSER RATING BY A ROOKIE

Season (min. 200 passes)

67.2	Mickey Slaughter, 1963
63.1	Marlin Briscoe, 1968
54.9	John Elway, 1983

MOST CONSECUTIVE GAMES WITH A TD

15	Elway, 1995-96 (last 12 games of 1995, first three of 1996)
15	Griese, 2001 (games 1-16; <i>did not play in one game</i>)
13	Elway 1985-86 (last 7 games of 1985, first 6 of 1986)
12	Elway 1992-93 (last game of 1992, first 11 games of 1993)
10	Elway, 1996 (5th through 15th; <i>did not play in one game</i>)
10	Johnson 1973-74 (last 8 games of 1973, first 2 games of 1974)
9	Griese, 2000 (1st 3 games, missed one due to injury, then next 6 games)
9	Elway, 1987 (6th through 14th)
9	Morton, 1977 (5th through 13th)
9	Tripucka, 1962 (span of 10 games, <i>did not play 1 game</i>)
8	Tensi, 1967 (last 8 games)
8	Tripucka, 1962 (last 5 in 1960, first 3 in 1961)

MOST CONSECUTIVE COMPLETIONS

20	Millen, last 7 at L.A. Raiders, 12/11/94 and first 13 at S.F., 12/17/94
18	DeBerg, at L.A. Rams (17), 12/12/82 and vs. Kansas City (1), 12/19/82
17	Griese, at Arizona, 9/23/01
16	Morton, vs. Kansas City, 12/10/78
14	Elway, vs. Seattle (last 5), 11/2/97 and vs. Carolina (first 9), 11/9/97

INDIVIDUAL RECORDS — OFFENSE

MOST CONSECUTIVE COMPLETIONS, CONT.

12	Griese, at San Diego, 10/8/00
11	Griese, vs. N.Y. Giants, 9/10/01
11	Griese, vs. Oakland, 11/13/00
11	Elway, vs. L.A. Raiders, 11/2/86
11	Elway, vs. Kansas City, (8), 12/14/85 and at Seattle (3), 12/20/85
11	Morton, vs. San Diego, 9/27/81
11	Tensi, at San Diego, 11/23/69

LONGEST SCORING PASS

97	George Shaw to Jerry Tarr, at Boston, 9/21/63
96	Frank Tripucka to Al Frazier, at Buffalo, 9/15/62
95	Craig Morton to Steve Watson, vs. Detroit, 10/11/81
93	Craig Morton to Steve Watson, vs. San Diego, 9/27/81
90	Charley Johnson to Rick Upchurch, vs. Kansas City, 9/21/75
90	John McCormick to Bob Scarpitto, vs. Houston, 10/17/65
87	Frank Tripucka to Al Frazier, vs. San Diego, 11/12/61
82	Jacky Lee to Al Denson, at Kansas City, 11/1/64
81	Arthur Marshall to Cedric Tillman, vs. Dallas, 12/6/92
81	Craig Morton to Jack Dolbin, at Cincinnati, 10/23/77

LONGEST NON-SCORING PASS

88	Brian Griese to Byron Chamberlain, vs. Green Bay, 10/17/99
86	John Elway to Vance Johnson, vs. L.A. Raiders, 9/26/88
86	Craig Morton to Steve Watson, vs. Kansas City, 12/6/81
78	John Elway to Rod Smith, vs. Kansas City, 8/31/97
76	Hugh Millen to Anthony Miller, vs. San Francisco 12/17/94
74	Don Horn to Floyd Little, vs. Oakland, 10/10/71
74	Pete Liske to Billy Van Heusen, at New Orleans, 11/22/70
73	John Elway to Steve Watson, at Seattle, 12/15/84
72	Charley Johnson to Floyd Little, vs. San Diego, 10/29/74
71	Brian Griese to Rod Smith, vs. N.Y. Jets, 10/3/99
71	John Elway to Mark Jackson, vs. Kansas City, 10/20/91
71	Pete Liske to Frank Quayle, vs. Cincinnati, 12/14/69

LONGEST COMPLETION BY A ROOKIE

81	Arthur Marshall - Cedric Tillman vs. Dallas, 12/6/92 (TD)
----	---

RECEIVING

MOST RECEPTIONS

Career

552	Shannon Sharpe, 1990-99
543	Lionel Taylor, 1960-66
470	Rod Smith, 1995-2001
415	Vance Johnson, 1985-93, 1995
396	Riley Odoms, 1972-83
374	Ed McCaffrey, 1995-2001
353	Steve Watson, 1979-87
302	Haven Moses, 1972-81
276	Mark Jackson, 1986-92
267	Rick Upchurch, 1975-83

Season

113	Rod Smith, 2001
101	Ed McCaffrey, 2000
100	Rod Smith, 2000
100	Lionel Taylor, 1961
92	Lionel Taylor, 1960
87	Shannon Sharpe, 1994
86	Rod Smith, 1998
85	Lionel Taylor, 1965
81	Shannon Sharpe, 1993
80	Shannon Sharpe, 1996

Game

14	Smith, R., at Arizona, 9/23/01
13	Smith, R., vs. New England, 10/1/00
13	Sharpe, vs. San Diego, 10/6/96
13	Anderson, vs. Chicago, 9/30/73
13	Taylor, vs. Oakland, 11/29/64
12	Taylor, at Boston, 9/21/62
11	Smith, R., vs. San Diego, 11/19/00
11	Taylor, vs. Oakland, 11/21/65
11	Scarpitto, at Houston, 12/20/64
11	Taylor, at New York, 9/24/61
11	Taylor, vs. New York, 12/4/60

MOST RECEPTIONS BY A ROOKIE

Season

92	Lionel Taylor, 1960
51	Vance Johnson, 1985
47	Al Frazier, 1961

Game

11	Taylor, vs. New York, 12/4/60
10	Taylor, vs. Boston, 10/13/60
10	Taylor, at Houston, 11/20/60
10	Taylor, vs. Houston, 11/6/60

MOST RECEIVING YARDS

Career

6,983	Shannon Sharpe, 1990-99
6,872	Lionel Taylor, 1960-66
6,756	Rod Smith, 1995-2001
6,112	Steve Watson, 1979-87
5,755	Riley Odoms, 1972-83
5,695	Vance Johnson, 1985-93, 1995
5,450	Haven Moses, 1972-81
5,102	Ed McCaffrey, 1995-2001
4,746	Mark Jackson, 1986-92
4,369	Rick Upchurch, 1975-83

Season

1,602	Rod Smith, 2000
1,343	Rod Smith, 2001
1,317	Ed McCaffrey, 2000

INDIVIDUAL RECORDS — OFFENSE

MOST RECEIVING YARDS, CONT.

Season, cont.

1,244	Steve Watson, 1981
1,235	Lionel Taylor, 1960
1,222	Rod Smith, 1998
1,180	Rod Smith, 1997
1,176	Lionel Taylor, 1961
1,170	Steve Watson, 1984
1,133	Steve Watson, 1983

Game

199	Taylor, vs. Buffalo, 11/27/60
187	Smith, R., vs. San Diego, 11/19/00
183	Watson, at L.A. Rams, 12/12/82
182	Watson, vs. Detroit, 10/11/81
180	Sharpe, vs. Buffalo, 9/3/95
178	Watson, vs. San Diego, 9/27/81
175	Tillman, vs. Atlanta, 11/20/94
174	Sharpe, vs. Carolina, 11/9/97
172	Taylor, vs. Buffalo, 9/18/65
171	Taylor, at Los Angeles, 12/10/60

MOST RECEIVING YARDS BY A ROOKIE

Season

1,235	Lionel Taylor, 1960
799	Al Frazier, 1961
738	Mark Jackson, 1986

Game

199	Taylor, vs. Buffalo, 11/27/60
171	Taylor, at Los Angeles, 12/10/60
146	Al Frazier, vs. Oakland, 10/15/61

MOST TOUCHDOWN RECEPTIONS

Career

44	Ed McCaffrey, 1995-2001
44	Rod Smith, 1995-2001
44	Shannon Sharpe, 1990-99
44	Lionel Taylor, 1960-66
44	Haven Moses, 1972-81
41	Riley Odums, 1972-81
37	Vance Johnson, 1985-93, 1995
36	Steve Watson, 1979-87
32	Al Denson, 1964-70
24	three players

Season

14	Anthony Miller, 1995
13	Steve Watson, 1981
12	Rod Smith, 1997
12	Lionel Taylor, 1960
11	Rod Smith, 2001
11	Al Denson, 1967
10	Ed McCaffrey, 1998
10	Shannon Sharpe, 1998
10	Shannon Sharpe, 1996
10	Al Denson, 1969
10	Lionel Taylor, 1963

Game

3	Smith, R., vs. Cleveland, 10/15/00
3	McCaffrey, vs. Miami, 9/13/99
3	McCaffrey, vs. Baltimore, 10/20/96
3	Sharpe, vs. San Diego, 10/6/96
3	Miller, at Dallas, 9/10/95
3	Sharpe, vs. Kansas City, 12/12/93
3	Watson, vs. Baltimore, 9/20/81
3	Moses, at Houston, 10/14/73
3	Scarpitto, at Buffalo, 12/18/66
3	Taylor, vs. Buffalo, 11/27/60

MOST TD RECEPTIONS BY A ROOKIE

Season

12	Lionel Taylor, 1960
6	Al Frazier, 1961
4	Rick Massie, 1987

Game

3	Taylor, vs. Buffalo, 11/27/60
1	many (last by Davis, vs. Wash., 9/17/95)

BEST AVERAGE GAIN PER RECEPTION

Career (min. 50 receptions)

20.54	Bill Van Heusen, 1968-76
18.05	Haven Moses, 1972-81
17.41	Al Frazier, 1961-63
17.31	Steve Watson, 1979-1987
17.20	Mark Jackson, 1986-92
16.82	Bob Scarpitto, 1962-67
16.80	Mike Haffner, 1968-70
16.77	Jack Dolbin, 1975-79
16.69	Anthony Miller, 1994-96
16.63	Rick Upchurch, 1975-83

Season (min. 20 receptions)

22.05	Bob Scarpitto, 1963
20.73	Steve Watson, 1981
20.32	Ricky Nattiel, 1987
20.14	Al Denson, 1966
20.11	Haven Moses, 1974
19.96	Haven Moses, 1977
19.92	Haven Moses, 1976
19.54	Al Denson, 1967
19.42	Mark Jackson, 1986
19.25	Al Carmichael, 1960

Game (min. 4 receptions)

41.3	Little vs. Buffalo, 11/24/68
38.0	Tarr at Boston, 9/12/62
36.4	Watson vs. Detroit, 10/11/81

BEST AVG. GAIN PER REC. BY A ROOKIE

Season (min. 20 receptions)

20.32	Ricky Nattiel, 1987
19.42	Mark Jackson, 1986
17.00	Al Frazier, 1961

Game (min. 4 receptions)

24.00	Johnson, at Atlanta, 9/22/85
23.25	Nattiel, vs. Chicago, 11/6/87
22.11	Taylor, vs. Buffalo, 11/27/60

MOST CONSECUTIVE GAMES WITH TD

6	Anthony Miller, 1995
6	Lionel Taylor, 1960-61 (last 4 games of 1960, first 2 of '61)
6	Vance Johnson, 1987
6	Al Denson, 1969
5	Steve Watson, 1981
4	Bob Scarpitto, 1963
4	Al Denson, 1967
4	Riley Odums, 1973
4	Rick Upchurch, 1979

INDIVIDUAL RECORDS — OFFENSE / SPECIAL TEAMS

MOST CONSEC. GAMES WITH RECEPTION

62	Lionel Taylor, 1960-64
60	Shannon Sharpe, 1995-99
54	Ed McCaffrey, 1997-2001 (current)
49	Steve Watson, 1983-86
47	Mark Jackson, 1989-92
45	Rod Smith, 1999-2001 (current)
41	Anthony Miller, 1994-96
41	Riley Odums, 1976-79
36	Rod Smith, 1996-98
33	Riley Odums, 1973-76

LONGEST RECEPTION BY A ROOKIE

90	Upchurch, (from Charley Johnson), vs. Kansas City, 9/21/75
87	Frazier (from Frank Tripucka), vs. San Diego, 11/12/61 (TD)
71	Quayle (from Pete Liske) vs. Cincinnati, 12/14/69

PUNTING

MOST PUNTS

Career

612	Tom Rouen, 1993-2001
574	Bill Van Heusen, 1968-76
377	Luke Prestridge, 1979-83
374	Mike Horan, 1986-92
248	Bob Scarpitto, 1965-67
202	Jim Fraser, 1962-64

Season

105	Bob Scarpitto, 1967
96	Chris Norman, 1984
96	Bucky Dilts, 1978
92	Chris Norman, 1985
90	Bucky Dilts, 1977
89	Luke Prestridge, 1979
88	Bill Van Heusen, 1970
87	Luke Prestridge, 1983
87	Bill Van Heusen, 1970
86	Luke Prestridge, 1981

Game

12	Prestridge, at Buffalo, 10/25/81
12	Van Heusen, vs. Cincinnati, 10/6/68
12	Scarpitto, at Oakland, 9/19/67
11	Rodriguez, vs. Seattle, 11/30/92
11	Norman, vs. Seattle, 10/20/85
11	Scarpitto, vs. Oakland, 11/5/67
10	Prestridge, at Baltimore, 9/11/83
10	Prestridge, vs. Los Angeles, 9/6/79
10	Dilts, at Oakland, 10/16/77
10	Van Heusen, at Cincinnati, 9/12/76
10	Janik, vs. Buffalo, 12/13/64
10	Fraser, vs. N.Y. Jets, 11/15/64

BEST AVERAGE PER PUNT

Career (min. 50 punts)

45.2	Jim Fraser, 1962-64
44.4	Bob Scarpitto, 1965-67
44.0	Tom Rouen, 1993-2001
42.5	Mike Horan, 1986-92
41.9	Bill Van Heusen, 1968-76
41.8	Luke Prestridge, 1979-83

Season (min. 50 punts)

46.92	Tom Rouen, 1998
46.55	Tom Rouen, 1999
46.09	Jim Fraser, 1963
45.79	Bob Scarpitto, 1966
45.28	Tom Rouen, 2001
45.13	Bill Van Heusen, 1973
45.00	Tom Rouen, 1993
44.89	Bob Scarpitto, 1967
44.79	Jim Fraser, 1964
44.44	Jim Fraser, 1962

Game (min. 4 punts)

57.20	Horan, vs. L.A. Raiders, 9/26/88
56.60	Norman, vs. Seattle, 11/25/84
55.80	Horan, vs. San Diego, 12/16/90
55.00	Horan, at New England, 10/27/91
54.40	Rouen, at Oakland, 9/20/98
54.20	Rouen, at Oakland, 10/10/99
53.75	Scarpitto, vs. San Diego, 10/22/67
53.50	Fraser, vs. N.Y. Jets, 11/17/63
53.22	Rouen, vs. Kansas City, 12/5/99
52.50	Fraser, vs. Kansas City, 10/11/64
52.50	Fraser, at San Diego, 12/22/63

LONGEST PUNT

83	Norman, vs. Kansas City, 9/23/84
78	Van Heusen, vs. Dallas, 12/2/73
76	Rouen, at Oakland, 9/20/98
75	Fraser, at Oakland, 10/14/62
75	Fraser, vs. Boston, 11/11/62
73	Dilts, vs. New York Jets, 11/5/78
72	Scarpitto, vs. Boston, 9/3/67
72	Van Heusen, vs. Oakland, 10/22/73
72	Scarpitto, vs. San Diego, 10/22/67
71	Horan, at New England, 10/27/91
70	Horan, vs. L.A. Raiders, 9/26/88

PUNT RETURNS

MOST PUNT RETURNS

Career

248	Rick Upchurch, 1975-83
157	Bill Thompson, 1969-81
101	Gerald Willhite, 1982-88
81	Vance Johnson, 1985-91
81	Floyd Little, 1967-75
74	Darrien Gordon, 1997-98
71	Glyn Milburn, 1993-95
65	Deltha O'Neal, 2000-01
55	Charles Greer, 1968-74
55	Ricky Nattiel, 1987-91

Season

51	Rick Upchurch, 1977
44	Chris Watson, 1999
42	Gerald Willhite, 1986
41	Glyn Milburn, 1994
41	Wade Manning, 1981
40	Darrien Gordon, 1997
40	Glyn Milburn, 1993
39	Rick Upchurch, 1976
37	Rick Upchurch, 1980
36	Rick Upchurch, 1978

INDIVIDUAL RECORDS — SPECIAL TEAMS

MOST PUNT RETURNS, CONT.

Game	Player	Year
8	Upchurch, vs. Baltimore,	10/22/78
7	R. Smith, vs. Kansas City,	10/27/96
7	Nattiel, vs. L.A. Raiders,	9/26/88
7	Willhite, vs. Kansas City,	11/16/86
7	Upchurch, vs. San Diego,	11/30/75
7	Thompson, at Kansas City,	10/6/74
6	11 times, most recently, Todd Kinchen, vs. N.Y. Jets,	9/1/96

MOST YARDS ON PUNT RETURNS

Career	Player	Years
3,008	Rick Upchurch,	1975-83
1,814	Bill Thompson,	1969-81
1,010	Gerald Willhite,	1982-88
922	Darrien Gordon,	1997-98
893	Floyd Little,	1967-75
779	Glyn Milburn,	1993-95
759	Deltha O'Neal,	2000-01
689	Vance Johnson,	1985-91
546	Kevin Clark,	1987-88, 1990-91
486	Zach Thomas,	1983-84

Season

653	Rick Upchurch,	1977
543	Darrien Gordon,	1997
536	Rick Upchurch,	1976
493	Rick Upchurch,	1978
425	Glyn Milburn,	1993
405	Deltha O'Neal,	2001
379	Darrien Gordon,	1998
379	Glyn Milburn,	1994
378	Wade Manning,	1981
368	Zach Thomas,	1983

Game

168	Darrien Gordon, vs. Carolina,	11/9/97
167	Upchurch, vs. Pittsburgh,	11/6/77
144	Clark, vs. San Diego,	12/27/87
125	Upchurch, vs. Cleveland,	9/26/77
112	Swanson, at Kansas City,	10/18/87
110	Watson, vs. Seattle,	12/19/99
105	Upchurch, vs. Buffalo,	9/25/77
103	Thompson, at Kansas City,	10/6/74
102	Little, at New York,	12/3/67
100	Upchurch, vs. San Diego,	10/3/76

BEST AVERAGE PER PUNT RETURN

Career (min. 15 punts)

12.46	Darrien Gordon,	1997-98
12.29	Rod Smith,	1995-97
12.13	Rick Upchurch,	1975-83
11.89	Gene Mingo,	1960-64
11.68	Deltha O'Neal,	2000-01
11.55	Bill Thompson,	1969-81
11.54	Todd Kinchen,	1996
11.02	Floyd Little,	1967-75
10.97	Glyn Miburn,	1993-95
10.58	Arthur Marshall,	1992

Season (min. 10 punt returns)

16.88	Floyd Little,	1967
16.13	Rick Upchurch,	1982
13.74	Rick Upchurch,	1976
13.69	Rick Upchurch,	1978
13.58	Darrien Gordon,	1997
13.46	Bill Thompson,	1974
13.06	Deltha O'Neal,	2001

12.94	Kevin Clark,	1987
12.83	Al Frazier,	1961
12.80	Rick Upchurch,	1977

LONGEST SCORING PUNT RETURN

94	Gordon, vs. St. Louis Rams,	9/14/97
92	Upchurch, vs. San Diego,	10/3/76
87	Upchurch, vs. Pittsburgh,	11/6/77
86	O'Neal, at Seattle,	10/14/01
82	Gordon, vs. Carolina,	11/9/97
81	Watson, vs. Seattle,	12/19/99
78	Upchurch, vs. Kansas City,	12/19/82
76	Mingo, at Boston,	9/9/60
75	Gordon, vs. Carolina,	11/9/97
75	Upchurch, vs. San Diego,	9/17/78

LONGEST NON-SCORING PUNT RETURN

60	Thompson, at Baltimore,	11/10/74
59	Thompson, vs. New England,	12/17/72
54	Milburn, vs. Tampa Bay,	12/26/93
54	Mitchell, at Buffalo,	9/20/64
53	Upchurch, at Kansas City,	9/24/78 (OT)
53	Upchurch, at Seattle,	10/29/78 (OT)
53	Thompson, at New York Jets,	10/28/73
52	Little, vs. New York,	9/21/69
51	Upchurch, vs. Philadelphia,	12/14/75
49	Upchurch, at Detroit,	11/23/78
48	Gonsoulin, at New York,	9/30/62 (after lateral)

KICKOFF RETURNS

MOST KICKOFF RETURNS

Career	Player	Years
134	Vaughn Hebron,	1996-98
104	Ken Bell,	1986-89
104	Floyd Little,	1967-75
96	Glyn Miburn,	1993-95
95	Rick Upchurch,	1975-83
73	Odell Barry,	1964-65
61	Alton Montgomery,	1990-92
61	Gene Lang,	1984-87
59	Chris Cole,	2000-01
58	Charlie Mitchell,	1963-67

Season

48	Chris Cole,	2001
48	Chris Watson,	1999
47	Glyn Milburn,	1995
47	Odell Barry,	1964
46	Deltha O'Neal,	2000
46	Vaughn Hebron,	1998
45	Vaughn Hebron,	1996
43	Vaughn Hebron,	1997
40	Rick Upchurch,	1975
40	Larry Brunson,	1980

Game

7	Cole, at Oakland,	11/5/01
7	Milburn, at Houston,	11/26/95
7	Milburn, at L.A. Raiders,	12/11/94
7	Bell, at Pittsburgh,	10/23/88
7	Barry, at Kansas City,	11/1/64
6	13 times, last by Cole,	at Indianapolis, 1/6/02

INDIVIDUAL RECORDS — SPECIAL TEAMS / DEFENSE

MOST YARDS ON KICKOFF RETURNS

Career	Player	Years
3,324	Vaughn Hebron,	1996-98
2,523	Floyd Little,	1967-75
2,355	Rick Upchurch,	1975-83
2,250	Glyn Milburn,	1993-95
2,218	Ken Bell,	1986-89
1,856	Odell Barry,	1964-65
1,394	Charlie Mitchell,	1963-67
1,391	Chris Cole,	2000-01
1,323	Gene Lang,	1984-87
1,240	Alton Montgomery,	1990-92

Season

1,269	Glyn Milburn,	1995
1,245	Odell Barry,	1964
1,216	Vaughn Hebron,	1998
1,138	Chris Watson,	1999
1,127	Chris Cole,	2001
1,102	Deltha O'Neal,	2000
1,099	Vaughn Hebron,	1996
1,084	Rick Upchurch,	1975
1,009	Vaughn Hebron,	1997
954	Charlie Mitchell,	1963
942	Floyd Little,	1967

Game

201	Montgomery, at San Diego,	9/24/72
197	Upchurch, vs. Cleveland,	10/19/75
185	Little, at Miami,	9/17/67
182	Cole, at San Diego,	10/21/01
178	Milburn, at Houston,	11/26/95
177	Milburn, vs. San Diego,	11/19/95
162	Cole, at Oakland,	11/5/01
161	Hebron, at Cincinnati,	11/1/98
161	Barry, vs. Boston,	10/4/64
161	Frazier, vs. Kansas City,	9/7/63

BEST AVERAGE PER KICKOFF RETURN

Career (min. 40 returns)

26.28	Abner Haynes,	1965-66
25.42	Odell Barry,	1964-65
25.13	Bill Thompson,	1969-81
24.81	Vaughn Hebron,	1996-98
24.79	Rick Upchurch,	1975-83
24.48	Al Frazier,	1961-63
24.26	Floyd Little,	1967-75
24.03	Charlie Mitchell,	1963-67

Season (min. 14 returns)

28.50	Bill Thompson,	1969
28.47	Goldie Sellers,	1966
28.00	Al Frazier,	1961
27.93	Lonnie Perrin,	1976
27.10	Rick Upchurch,	1975
27.00	Glyn Miburn,	1995
26.91	Floyd Little,	1967
26.57	Kevin Kasper,	2001
26.50	Abner Haynes,	1965
26.49	Odell Barry,	1964

LONGEST SCORING KICKOFF RETURN

100	Sellers, vs. Houston,	9/3/66
100	Wilson, at Kansas City,	10/8/66
95	Hebron, at Miami,	12/21/98
94	Montgomery, at San Diego,	9/24/72
90	Mitchell, at Houston,	9/14/63
90	Frazier, vs. Boston,	12/3/61

LONGEST NON-SCORING KICKOFF RETURN

89	Little, vs. Oakland,	11/10/68
88	Montgomery, at Oakland,	10/22/72
86	Milburn, vs. San Diego,	11/19/95
77	Scott, vs. Kansas City,	10/23/66
76	Stone, at San Diego,	10/29/61
75	Clark, at Minnesota,	11/4/90
71	Watson, vs. N.Y. Jets,	10/3/99
68	Carrington, at Kansas City,	11/12/89
68	Carmichael, at Buffalo,	9/18/60
67	Hollomon, vs. Buffalo,	11/24/68

INTERCEPTIONS

MOST INTERCEPTIONS

Career

44	Steve Foley,	1976-86
43	Goose Gonsoulin,	1960-66
40	Bill Thompson,	1969-81
34	Tyrone Braxton,	1987-93, 1995-99
33	Mike Harden,	1980-88
30	Dennis Smith,	1981-94
26	Louis Wright,	1975-86
24	Steve Atwater,	1989-98
20	Randy Gradishar,	1974-83
20	Tom Jackson,	1973-86

Season

11	Goose Gonsoulin,	1960
9	Deltha O'Neal,	2001
9	Tyrone Braxton,	1996
9	Willie Brown,	1964
7	Tom Jackson,	1976
7	Goldie Sellers,	1967
7	Goose Gonsoulin,	1964
7	Goose Gonsoulin,	1962
7	Phil Nugent,	1961

Game

4	O'Neal, vs. Kansas City,	10/7/01
4	Brown, vs. New York,	11/15/64
4	Gonsoulin, at Buffalo,	9/18/60
3	Wilson, vs. Seattle,	11/20/83
3	Smith, vs. L.A. Raiders,	12/8/85
3	Foley, vs. San Diego,	9/27/81
3	Rizzo, at Oakland,	10/16/77
3	Martha, vs. Atlanta,	10/18/70
3	Gonsoulin, vs. Kansas City,	10/11/64
2	59 times (last by O'Neal and Walker, vs. New England,	10/28/01)

MOST INTERCEPTIONS BY A ROOKIE

Season

11	Goose Gonsoulin,	1960
3	Bill Thompson,	1969

Game

4	Gonsoulin, at Buffalo,	9/18/60
---	------------------------	---------

MOST YARDS ON INTERCEPTION RETURNS

Career

784	Bill Thompson,	1969-81
643	Mike Harden,	1980-88
623	Tyrone Braxton,	1987-93, 1995-99
622	Steve Foley,	1976-86
542	Goose Gonsoulin,	1960-66
431	Dennis Smith,	1981-94
388	Steve Atwater,	1989-98
360	Louis Wright,	1975-86
355	Tom Jackson,	1973-86
335	Randy Gradishar,	1974-83

INDIVIDUAL RECORDS — DEFENSE

MOST YARDS ON INTERCEPTION RETURNS

Season	Player	Yards
179	Mike Harden, 1986	153
153	Nemiah Wilson, 1967	140
140	Willie Brown, 1964	136
136	Tom Jackson, 1976	133
133	Bob Zeman, 1962	128
128	Tyrone Braxton, 1996	128
128	Bernard Jackson, 1978	128
128	Louis Wright, 1977	127
127	Mike Harden, 1983	125
125	Darrien Gordon, 1998	125
125	Goose Gonsoulin, 1964	

Game

105	Crockett, at Oakland, 9/20/98
93	Gradishar, at Cleveland, 10/5/80
91	Brown, vs. New York, 11/15/64
79	Spencer, vs. Seattle, 12/10/00
73	Jackson, vs. Baltimore, 11/27/77
72	Braxton, vs. Oakland, 11/22/98
70	Moore, at Boston, 11/20/64
70	Wilson, vs. Kansas City, 12/17/67
69	O'Neal, vs. Kansas City, 10/7/01
69	Braxton, vs. Tampa Bay, 9/15/96

BEST INTERCEPTION RETURN AVERAGE

Career (min. 10 returns)

23.73	Wymon Henderson, 1989-92
19.60	Bill Thompson, 1969-81
19.48	Mike Harden, 1980-88
18.32	Tyrone Braxton, 1987-93, 1995-99
17.75	Tom Jackson, 1973-86
17.60	Jim McMillin, 1960-62, 1964-65
17.55	Randy Robbins, 1984-91
16.75	Randy Gradishar, 1974-83
16.17	Steve Atwater, 1989-98
14.36	Dennis Smith, 1981-94

MOST CONSECUTIVE GAMES WITH AN INT

4	Tyrone Braxton (gms. 12-15 in '96)
3	many times (last by Braxton, '96)

LONGEST SCORING INTERCEPTION RETURN

93	Gradishar, at Cleveland, 10/5/80
80	Crockett, at Oakland, 9/20/98
79	Spencer, vs. Seattle, 12/10/00
73	Jackson, vs. Baltimore, 11/27/77
70	Wilson, vs. Kansas City, 12/17/67
69	Braxton, vs. Tampa Bay, 9/15/96
65	Wilson, vs. San Diego, 11/7/65
64	Gonsoulin, vs. Oakland, 10/5/62
62	Traylor, at Buffalo, 10/26/97
62	Robbins, at Cleveland, 9/16/84

LONGEST NON-SCORING INTERCEPTION RETURN

72	Braxton, vs. Oakland, 11/22/98
70	Moore, at Boston, 11/20/64
68	Atwater, vs. San Diego, 9/12/93
65	Smith, at Chicago, 12/20/81
65	Foley (23), lateral to Gradishar (10), lateral to Wright (32), vs. N.Y. Giants, 11/21/76
65	Alliston, at Buffalo, 9/18/60
63	Mecklenburg, at Detroit, 10/7/84
59	Wright, vs. Baltimore, 11/27/77
56	Wright, vs. Dallas, 10/5/86
53	Henderson, at Kansas City, 11/17/91

ALL INTERCEPTION RETURNS FOR TDs

10/28/01	Walker, vs. New England (39 yds.)
12/10/00	Spencer, vs. Seattle (79)
11/19/00	Spencer, at Seattle (21)
10/15/00	Jenkins, vs. Cleveland (36)
9/24/00	Crockett, vs. Kansas City (26)
9/4/00	Buckley, at St. Louis (32)
11/7/99	Romanowski, at San Diego (18)
9/27/98	Gordon, at Washington (55)
9/20/98	Crockett, at Oakland (80)
11/30/97	Atwater, at San Diego (22)
11/9/97	Braxton, vs. Carolina (27)
10/26/97	Traylor, at Buffalo (62)
10/6/97	Mobley, vs. New England (13)
9/7/97	Gordon, at Seattle, (32)
9/15/96	Braxton, vs. Tampa Bay, (69)
11/8/92	Henderson, vs. N.Y. Jets (46)
11/17/91	Dimry, at Kansas City (26)
9/1/91	Braxton, vs. Cincinnati (52)
11/22/90	Henderson, at Detroit (49)
9/10/89	Braxton, vs. Kansas City (34)
9/10/89	Robbins, vs. Kansas City (18)
12/27/87	Hunley, vs. San Diego (52)
12/6/87	Haynes, vs. New England (14)
11/2/86	Harden, at L.A. Raiders (40)
9/21/86	Harden, at Philadelphia (32)
12/1/85	Harden, at Pittsburgh (42)
12/15/84	Foley, at Seattle (40)
10/7/84	Woodard, at Detroit (27)
9/23/84	Harden, vs. Kansas City (45)
9/16/84	Robbins, at Cleveland (62)
11/23/80	Latimer, vs. Seattle (15)
10/5/80	Gradishar, at Cleveland (93)
11/5/78	T. Jackson, vs. N.Y. Jets (28)
11/27/77	T. Jackson, vs. Baltimore (73)
10/16/77	Wright, at Oakland (18)
11/14/76	Jackson, at San Diego (46)
11/7/76	Rowser, vs. Tampa Bay (32)
11/7/76	Gradishar, vs. Tampa Bay (31)
9/19/76	Rowser, vs. N.Y. Jets (41)
9/29/75	Gradishar, vs. Green Bay (44)
10/13/74	Thompson, vs. New Orleans (38)
10/28/73	Mitchell, at N.Y. Jets (40)
10/14/73	Thompson, at Houston (59)
10/24/71	Forsberg, at Cleveland (40)
12/7/69	Burrell, at Miami (38)
11/16/69	Thompson, vs. Houston (57)
12/17/67	Wilson, vs. Kansas City (70)
10/22/67	Wilson, vs. San Diego (40)
9/3/67	Sellers, vs. Boston (24)
11/14/65	Bramlett, at Houston (25)
11/7/65	Wilson, vs. San Diego (65)
10/17/65	Griffin, vs. Houston (44)
11/1/64	Janik, at Kansas City (22)
10/6/63	Gonsoulin, vs. San Diego (43)
11/22/62	McMillin, vs. New York (59)
	(48 yds. after lateral from McDaniel)
10/5/62	McGeeever, vs. Oakland (48)
10/5/62	Gonsoulin, vs. Oakland (64)
9/30/62	Zeman, at New York (30)
10/2/60	Yelverton, vs. Oakland (20)
9/18/60	Pyeatt, at Buffalo (40)

FUMBLE RETURNS

LONGEST SCORING FUMBLE RETURN

88	Swenson, at San Fran., 11/18/79
86	Wright, at Buffalo, 12/2/79
	(78 after lateral from Gradishar)
80	Thompson, vs. Oakland, 10/22/73
69	McFadin, vs. New York, 11/22/62
64	Smith, vs. New England, 11/4/84
54	Brooks, vs. L.A. Raiders, 9/6/92

INDIVIDUAL RECORDS — DEFENSE / SCORING

LONGEST SCORING FUMBLE RETURN, CONT.

51	Williams, vs. Cincinnati, 9/21/97
50	Crockett, at Kansas City, 12/17/95
48	Cooke, at Kansas City, 11/1/64
43	Jones, vs. Cleveland, 9/26/76

NON-INTERCEPTION RETURNS FOR TOUCHDOWNS

12/17/00	Suttle (FKO), at Kansas City (0)
11/13/00	Gold (BP), vs. Oakland (12)
9/17/00	Pryce (F), at Oakland (28)
11/2/97	Johnson (FKO), vs. Seattle (6)
9/21/97	Williams (F), vs. Cincinnati (51)
12/17/95	Crockett (F), at Kansas City (50)
9/6/92	Brooks (F), vs. L.A. Raiders (54)
11/24/91	Powers (F), at Seattle (22)
9/23/90	Mecklenburg (F), vs. Seattle (2)
12/16/89	Mecklenburg (F), at Phoenix (23)
12/9/90	Kragen (F), at Kansas City (17)
11/16/86	Townsend (F), vs. Kansas City (7)
9/7/86	Woodard (F), vs. L.A. Raiders (12)
11/17/85	Wright (BFG), vs. San Diego (60)
11/4/84	Smith (F), vs. New England (64)
10/15/84	Wright (F), vs. Green Bay (27)
10/15/84	Foley (F), vs. Green Bay (22)
10/7/84	Jones (F), at Detroit (5)
11/13/83	Chavous (F), at L.A. Raiders (0)
9/14/80	Thompson (F), vs. Dallas (32)
12/2/79	Wright (F*), at Buffalo (86)
11/18/79	Swenson (F), at San Fran. (86)
11/11/79	Nairne (BP), vs. New Eng. (22)
11/1/79	Carter (F), vs. New England (2)
10/14/79	Thompson (F**), at K.C. (2)
12/3/78	Gradishar (F), at Oakland (30)
11/5/78	Thompson (F), vs. N.Y. Jets (4)
11/7/76	Poltt (F***), vs. Tampa Bay (26)
9/23/76	Jones (F), vs. Cleveland (43)
11/23/75	Smith (F), at Atlanta (38)
10/22/73	Thompson (F), vs. Oakland (80)
9/12/73	Bramlett (BFG), vs. S. Diego (86)
10/17/65	Griffin (BP), vs. Houston (10)
9/24/65	Bramlett (F), at Boston (0)
11/8/64	McMillin (F), vs. San Diego (0)
11/1/64	Cooke (F), at Kansas City (46)
10/13/63	McFadin (F), vs. Houston (6)
12/9/62	McMillin (F), at Dallas (9)
11/22/62	McFadin (F), vs. New York (69)
12/10/61	Gavin (BP), at Dallas (23)

F—fumble; FKO—fumble on kickoff; BP—blocked punt; BFG—blocked field goal; *lateral from Gradishar; **lateral from Swenson; ***lateral from Swenson.

SACKS

MOST SACKS

Career

97.5	Simon Fletcher, 1985-95
79.5	Karl Mecklenburg, 1983-94
75.0	Barney Chavous, 1973-85
73.5	Rulon Jones, 1980-88
64.5	Lyle Alzado, 1971-78
55.0	Paul Smith, 1968-78
44.0	Tom Jackson, 1973-86
43.0	Rich Jackson, 1967-72
42.5	Trevor Pryce, 1997-2001
37.5	Dave Costa, 1967-71

Season

16.0	Simon Fletcher, 1992
13.5	Simon Fletcher, 1993
13.5	Simon Fletcher, 1991
13.5	Rulon Jones, 1986
13.0	Trevor Pryce, 1999

13.0	Alfred Williams, 1996
13.0	Karl Mecklenburg, 1985
13.0	Lyle Alzado, 1974
12.5	Rich Jackson, 1969
12.0	Trevor Pryce, 2000 / Simon Fletcher, 1989 / Paul Smith, 1971

Game

4	Rich Jackson, at Cincinnati, 10/19/69
4	Dave Costa, at Buffalo, 9/7/70
4	Barney Chavous, at Seattle, 12/21/80
4	Karl Mecklenburg, vs. New Orleans, 9/15/85
4	Karl Mecklenburg, at Pittsburgh, 12/1/85
4	Simon Fletcher, at San Diego, 11/11/90

MOST SACKS BY A ROOKIE

Season

11.5	Rulon Jones, 1980
10.0	Mike Croel, 1991

Game

3	Jones, vs. Oakland, 12/14/80
---	------------------------------

MOST MULTI-SACK GAMES

Career

20	Simon Fletcher, 1985-95
16	Barney Chavous, 1973-85
15	Paul Smith, 1968-78
13	Lyle Alzado, 1971-78
11	Rulon Jones, 1980-88
11	Karl Mecklenburg, 1983-94
10	Rich Jackson, 1967-72
9	Dave Costa, 1967-71
8	Tom Jackson, 1973-86
7	Alfred Williams, 1996-99

MOST CONSECUTIVE GAMES WITH A SACK

10	Fletcher (games 10-16 '92; 1-3 '93)
8	Fletcher (games 9-16, 1991)
7	Alzado (games 9-14 '74; gm. 1 '75)
6	Chavous (games 7-12, '74)
6	Jones (games 4-9, '85)
6	Jones (games 3-8, '86)

SCORING

MOST TOUCHDOWNS SCORED

Career

65	Terrell Davis, 1995-2001
54	Floyd Little, 1967-75
48	Sammy Winder, 1982-90
45	Rod Smith, 1995-2001
45	Haven Moses, 1972-81
44	Shannon Sharpe, 1990-98
44	Riley Odoms, 1972-83
44	Lionel Taylor, 1960-66
44	Ed McCaffrey, 1995-2001
37	Vance Johnson, 1985-93, 1995

Season

23	Terrell Davis, 1998
15	Mike Anderson, 2000
15	Terrell Davis, 1997
15	Terrell Davis, 1996
14	Anthony Miller, 1995
14	Sammy Winder, 1986
13	Steve Watson, 1981
13	Floyd Little, 1973
13	Floyd Little, 1972
12	Rod Smith, 1997 / Otis Armstrong, 1974
	Lionel Taylor, 1960

INDIVIDUAL RECORDS — SCORING

MOST TOUCHDOWNS SCORED, CONT.

Game	Player	Year
4	Mike Anderson, at New Orleans, 12/3/00	
3	23 times (last by Smith, R., vs. Cleve., 10/15/00)	

MOST TDs SCORED BY A ROOKIE

Season	Player	Year
15	Mike Anderson, 2000 (15 rush)	
12	Lionel Taylor, 1960 (12 pass)	
10	Jon Keyworth, 1974 (10 rush)	

Game	Player	Year
4	Anderson, at New Orleans, 12/3/00 (4 rush)	
3	Davis, vs. Washington, 9/17/95 (2 r, 1 p)	
3	Taylor, vs. Buffalo, 11/27/60 (3 pass)	

MOST CONSEC. GAMES SCORING, NON-KICKER

8	Davis, 1998
6	Taylor, 1960-61; Denson, '69; Little '72, V. Johnson, '87, Davis, '97-98

MOST POINTS SCORED

Career	Player	Year
1,073	Jason Elam, 1993-2001	
742	Jim Turner, 1971-79	
655	Rich Karlis, 1982-88	
429	David Treadwell, 1989-92	
408	Gene Mingo, 1960-64	
396	Terrell Davis, 1995-2001	
324	Floyd Little, 1967-75	
288	Sammy Winder, 1982-90	
270	Haven Moses, 1972-81	
264	Riley Odoms, 1972-81 & Lionel Taylor, 1960-66	

Season

138	Terrell Davis, 1998
137	Gene Mingo, 1962
132	Jason Elam, 1995
127	Jason Elam, 1998
124	Jason Elam, 2001
124	Jason Elam, 1997
123	Gene Mingo, 1960
120	David Treadwell, 1989
119	Jason Elam, 1994
119	Jason Elam, 1993

Game

24	Anderson, at New Orleans, 12/3/00
21	Mingo, at Los Angeles Chargers, 12/10/60
20	Scarpitto, at Buffalo, 12/18/66
20	Mingo, vs. San Diego, 10/6/63
19	Mingo, vs. Oakland, 10/5/62
18	27 times (last, Smith R., vs. Cleve., 10/15/00)

MOST POINTS SCORED BY A ROOKIE

Season	Player	Year
123	Gene Mingo, 1960	
120	David Treadwell, 1989	
119	Jason Elam, 1993	

Game

24	Anderson, at New Orleans, 12/3/00
21	Mingo, at Los Angeles Chargers, 12/10/60

MOST PAT ATTEMPTS

Career	Player	Year
369	Jason Elam, 1993-2001	
304	Jim Turner, 1971-79	
253	Rich Karlis, 1982-88	
136	David Treadwell, 1989-92	
126	Gene Mingo, 1960-64	
95	Bobby Howfield, 1968-70	
70	Fred Steinfort, 1979-81	

Season

58	Jason Elam, 1998
49	Jason Elam, 2000
46	Jason Elam, 1997
46	Jason Elam, 1996
45	Rich Karlis, 1986
44	Rich Karlis, 1985
42	Jason Elam, 1993
41	Rich Karlis, 1984
40	David Treadwell, 1989
40	Jim Turner, 1973

Game

6	Elam, vs. Dallas, 9/13/98
6	Elam, vs. Baltimore, 10/20/96
6	Treadwell, vs. Cincinnati, 9/1/91
6	Karlis, vs. Minnesota, 11/18/84
6	Steinfort, vs. San Diego, 9/27/81
6	Turner, (6 times: vs. New England, 11/11/79, vs. Tampa Bay, 11/7/76, vs. Cleveland, 9/26/76, vs. N.Y. Jets, 9/19/76, at Houston, 10/14/73, vs. New England, 12/17/72)

MOST PATS MADE

Career	Player	Year
368	Jason Elam, 1993-2001	
283	Jim Turner, 1971-79	
244	Rich Karlis, 1982-88	
132	David Treadwell, 1989-92	
120	Gene Mingo, 1960-64	

Season

58	Jason Elam, 1998
49	Jason Elam, 2000
46	Jason Elam, 1997
46	Jason Elam, 1996
44	Rich Karlis, 1986
41	Jason Elam, 1993
41	Rich Karlis, 1985
40	Jim Turner, 1973
39	Jason Elam, 1995
39	David Treadwell, 1989

Game

6	Elam, vs. Dallas, 9/13/98
6	Elam, vs. Baltimore, 10/20/96
6	Treadwell, vs. Cincinnati, 9/1/91
6	Karlis, vs. Minnesota, 11/18/84
6	Steinfort, vs. San Diego, 9/27/81
6	Turner, New England, 11/11/79
6	Turner, vs. Tampa Bay, 11/7/76
6	Turner, at Houston, 10/14/73
6	Turner, vs. New England, 12/17/72
5	14 times (last by Elam, vs. S.F., 12/23/00)

MOST PATS MADE BY A ROOKIE

Season	Player	Year
41	Jason Elam, 1993 (42 attempts)	
39	David Treadwell, 1989 (40 att.)	
33	Gene Mingo, 1960 (36 att.)	

BEST PAT PERCENTAGE

Career (min. 20 attempts)	Player	Year
*.997	Jason Elam, 1993-2001	
.983	Gary Kroner, 1965-67	
.979	Bobby Howfield, 1968-70	
.971	David Treadwell, 1989-92	
.971	Fred Steinfort, 1979-81	
.961	Rich Karlis, 1982-88	
.952	Gene Mingo, 1960-64	
.931	Jim Turner, 1971-79	

* - NFL Record

INDIVIDUAL RECORDS — SCORING

Season (min. 14 attempts)

1.000	16 times, last by Jason Elam, 2001 (31 of 31)
-------	---

MOST CONSECUTIVE PATS MADE

*344	Jason Elam (9th gm. in '93-current)
82	Rich Karlis (5th gm. '86-9th '88)
82	Jim Turner (1st gm. '71-9th '73)

* - NFL Record

MOST FIELD GOALS ATTEMPTED

Career	Player	Year
297	Jason Elam, 1993-2001	
233	Jim Turner, 1971-79	
193	Rich Karlis, 1982-88	
127	David Treadwell, 1989-92	
119	Gene Mingo, 1960-64	
79	Bobby Howfield, 1968-70	
64	Fred Steinfort, 1979-81	
56	Gary Kroner, 1965-67	

Season

39	Gene Mingo, 1962
38	Jason Elam, 1995
38	Rich Karlis, 1985
38	Jim Turner, 1971
37	Jason Elam, 1994
36	Jason Elam, 2001
36	Jason Elam, 1999
36	Jason Elam, 1997
36	David Treadwell, 1991
36	Rich Karlis, 1988

Game

7	Karlis, at San Diego, 10/2/88
7	Mingo, vs. San Diego, 10/6/63
6	Elam, at Kansas City, 11/16/97
6	Elam, vs. Buffalo, 9/3/95
6	Steinfort, vs. Oakland, 9/6/81
6	Kroner, vs. Houston, 10/2/66
6	Guesman, vs. Oakland, 11/29/64
5	16 times (last by Elam, vs. Sea., 12/19/99)

MOST FIELD GOALS MADE

Career	Player	Year
235	Jason Elam, 1993-2001	
151	Jim Turner, 1971-79	
137	Rich Karlis, 1982-88	
99	David Treadwell, 1989-92	
72	Gene Mingo, 1960-64	
43	Fred Steinfort, 1979-81	
40	Bobby Howfield, 1968-70	
29	Gary Kroner, 1965-67	

Season

31	Jason Elam, 2001
31	Jason Elam, 1995
30	Jason Elam, 1994
29	Jason Elam, 1999
27	David Treadwell, 1991
27	David Treadwell, 1989
27	Gene Mingo, 1962
26	Jason Elam, 1997
26	Jason Elam, 1993
26	Fred Steinfort, 1980

Game

5	Elam, at Kansas City, 11/16/97
5	Elam, vs. Buffalo, 9/3/95
5	Karlis, vs. Seattle, 11/20/83
5	Mingo, vs. San Diego, 10/6/63
4	22 times, last by Elam, at K.C., 12/16/01

MOST FIELD GOALS MADE BY A ROOKIE

Season	Player	Year
27	David Treadwell, 1989	
26	Jason Elam, 1993	
18	Gene Mingo, 1960	

Game

4	Elam, at N.Y. Jets, 9/5/93
4	Treadwell, at Buffalo, 9/18/89

BEST FIELD GOAL PERCENTAGE

Career (min. 20 attempts)	Player	Year
.791	Jason Elam, 1993-2001	
.780	David Treadwell, 1989-92	
.710	Rich Karlis, 1982-88	
.672	Fred Steinfort, 1979-81	
.648	Jim Turner, 1971-79	
.605	Gene Mingo, 1960-64	
.518	Gary Kroner, 1965-67	
.506	Bobby Howfield, 1968-70	

Season (min. 10 attempts)

.861	Jason Elam, 2001 (31 of 36)
.852	Jason Elam, 1998 (23 of 27)
.846	Rich Karlis, 1982 (11 of 13)
.840	Rich Karlis, 1983 (21 of 25)
.833	David Treadwell, 1992 (20 of 24)
.818	David Treadwell, 1989 (27 of 33)
.816	Jason Elam, 1995 (31 of 38)
.811	Jason Elam, 1994 (30 of 37)
.806	Jason Elam, 1999 (29 of 36)
.765	Fred Steinfort, 1980 (26 of 34)

LONGEST FIELD GOALS

63*	Elam, vs. Jacksonville, 10/25/98
57	Steinfort, vs. Washington, 10/13/80
56	Elam, at Houston, 11/26/95
55	Elam, at San Diego, 11/7/99
55	Steinfort, at Seattle, 12/21/80
55	Steinfort, vs. Dallas, 9/14/80
54	Elam, at San Diego, 10/23/94
54	Elam, vs. San Diego, 9/12/93
53	11 times (Elam, vs. Kansas City, 8/31/97; Elam, vs. Arizona, 11/5/95; Elam, vs. Minnesota, 11/14/93; Elam, vs. Kansas City, 12/12/93; Steinfort, at Seattle, 12/21/80; Turner, vs. Oakland, 11/2/75; Turner, vs. Cleveland, 10/19/75; Howfield, vs. San Diego, 12/13/70; Mingo, vs. San Diego, 9/7/62; Howfield, vs. San Diego, 12/13/70; Mingo, vs. San Diego, 9/7/62)

* - NFL record (tie)

MOST CONSECUTIVE GAMES WITH A FIELD GOAL

15	Rich Karlis (13th in '84 - 11th in '85)
12	David Treadwell (7th in '91 - 1st in '92)

MOST CONSECUTIVE FIELD GOALS MADE

19	Jason Elam (last 1 in '97 - first 18 in '98)
13	Rich Karlis (last 4 in '84 - first 9 in '85)
11	Jason Elam (last 8 in '94 - first 3 in '95)
11	David Treadwell (13th - 23rd in '89)
11	David Treadwell (first 11 in '89)

MOST CONSECUTIVE GAMES SCORING

140	Jason Elam, 1993-current
69	Rich Karlis, 1984-88

TEAM RECORDS — GENERAL

CHAMPIONSHIPS

SUPER BOWL

2 1997, 1998 (XXXII and XXXIII)

AMERICAN FOOTBALL CONFERENCE

6 1977, 1986, 1987, 1989, 1997, 1998

AFC WESTERN DIVISION

9 1977, 1978, 1984, 1986, 1987, 1989, 1991, 1996, 1998

PLAYOFF BERTHS

14 1977, 1978, 1979, 1983, 1984, 1986, 1987, 1989, 1991, 1993, 1996, 1997, 1998, 2000

STREAKS

MOST WINS, ONE SEASON

14 1998
13 1996
13 1984
12 1997
12 1991
12 1977
11 2000
11 1989
11 1986
11 1985

MOST CONSECUTIVE WINS

14 1997-98 (last one of '97, first 13 of '98)
10 1984 (games 3-12)
9 1996 (games 5-13)
8 1985-1986 (last two '85, first 6 '86)
8 1976-1977 (last two '76, first 6 '77)
6 2000 (games 9-14)
6 1997 (games 1-6)
6 1991-92 (last four '91, first 2 '92)
6 1977 (games 1-6)

MOST CONSECUTIVE GAMES WITHOUT A LOSS

14 1997-98 (last one of '97, first 13 of '98)
10 1984 (games 3-12)
9 1996 (games 5-13)
8 1985-1986 (last two of '85, first six of '86)
8 1976-1977 (last two of '76, first six of '77)
7 1973 (games 5-11)
6 2000 (games 9-14)
6 1997 (games 1-6)
6 1991-92 (last four of '91, first two of '92)
6 1977 (games 1-6)

MOST CONSECUTIVE HOME WINS

24 9/1/96 through 12/27/98
12 10/16/83 through 11/18/84
9 10/16/88 through 10/15/89
8 12/1/91 through 11/15/92
8 9/6/81 through 12/13/81
7 12/16/90 through 11/3/91
6 10/12/87 through 12/27/87
6 11/7/76 through 10/9/77

MOST CONSECUTIVE ROAD WINS

7 12/12/76 through 12/4/77
6 9/20/98 through 11/29/98
4 9/29/96 through 11/24/96
3 9/30/62 through 11/4/62
2 many (last 9/7/97 through 9/28/97)

MOST CONSECUTIVE PRESEASON WINS

9 8/22/81 through 8/20/83
7 8/14/76 through 8/20/77
6 9/4/99 through 8/11/01

MOST CONSECUTIVE PRESEASON HOME WINS

10 7/26/97 through 8/31/01 (current)
6 8/22/81 through 8/20/83

MOST CONSECUTIVE PRESEASON ROAD WINS

3 many (last 8/15/87 through 8/3/88)

MOST CONSECUTIVE POSTSEASON HOME WINS

6 (1/4/87 through 1/4/92)

MOST CONSECUTIVE POSTSEASON ROAD WINS

2 (1/4/98 through 1/11/98)

MOST CONSECUTIVE LOSSES

11 1963-1964 (last 7 of '63, first 4 of '64)
9 1967 (games 2-10)

MOST CONSECUTIVE GAMES WITHOUT WIN

14 1963-1964 (last 7 of '63, first 4 of '64)
9 1967 (games 2-10)

MOST CONSECUTIVE HOME LOSSES

7 9/24/67 through 9/29/68
3 three times (last 11/21/65 through 9/25/66)

MOST CONSECUTIVE ROAD LOSSES

12 11/9/63 through 9/11/65
6 three times (last 10/12/92 through 12/27/92)
5 many (last 10/23/88 through 12/11/88)

MOST CONSECUTIVE PRESEASON LOSSES

6 twice (last 8/17/68 through 8/16/69)
5 twice (last 8/21/65 through 8/12/66)
4 8/23/63 through 8/14/64

MOST CONSECUTIVE PRESEASON HOME LOSSES

4 8/7/65 through 8/28/66
3 8/17/68 through 8/9/69
2 many (last 8/17/68 through 8/23/68)

MOST CONSECUTIVE PRESEASON ROAD LOSSES

7 8/25/90 through 8/16/93
6 twice (last 8/30/68 through 8/29/70)
5 twice (last 8/14/71 through 8/19/72)

MOST CONSECUTIVE HOME GAMES W/O WIN

7 9/24/67 through 9/29/68
7 11/1/70 through 10/10/71
6 three times (last 11/21/65 through 9/25/66)

MOST CONSECUTIVE ROAD GAMES W/O WIN

17 12/2/62 through 9/11/65
6 three times (last 10/12/92 through 12/27/92)
5 many (last 10/23/88 through 12/11/88)

TEAM RECORDS — SCORING

SCORING

MOST POINTS SCORED

Season

501 1998
485 2000
472 1997
391 1996
388 1995
380 1985
379 1987
378 1986
373 1993
362 1989

Game

50 vs. San Diego, 10/6/63
48 vs. Tampa Bay, 11/7/76
48 at Houston, 10/14/73
46 vs. New York Jets, 9/19/76
45 vs. Baltimore, 10/20/96
45 vs. Cincinnati, 9/1/91
45 vs. New England, 11/11/79
45 vs. New England, 12/17/72
45 vs. New York Titans, 11/22/62
44 vs. Cleveland, 10/15/00; at Atlanta, 9/22/85
vs. Cleveland, 9/26/76; vs. Oakland, 10/5/62

LARGEST MARGIN OF VICTORY

43 vs. New York Jets, 9/19/76 (46-3)
37 at Phoenix, 12/16/89 (37-0)
37 vs. Oakland, 10/5/62 (44-7)
35 vs. San Diego, 12/21/97 (38-3)
35 vs. New England, 11/11/79 (45-10)
35 vs. Tampa Bay, 11/7/76 (48-13)
34 vs. Cleveland, 10/15/00 (44-10)
34 vs. Carolina, 11/9/97 (34-0)
34 vs. Detroit, 11/1/87 (34-0)
31 vs. Cincinnati, 9/1/91 (45-14); vs. San Diego, 9/11/88 (34-3) vs. Cleveland, 9/26/76 (44-13)

MOST POINTS, ONE HALF

38 vs. Seattle, 11/26/89
38 vs. New England, 11/11/79
38 vs. Tampa Bay, 11/7/76
35 vs. Philadelphia, 10/4/98
35 vs. Dallas, 9/13/98
35 vs. Minnesota, 11/18/84
34 vs. Cleveland, 10/15/00
33 vs. San Diego, 10/6/63
32 vs. New York Titans, 11/22/62
31 vs. New York Jets, 9/1/96
31 vs. Kansas City, 11/16/86
31 vs. Boston, 10/23/63

MOST POINTS, ONE QUARTER

28 vs. Philadelphia, 10/4/98
26 at New York Jets, 12/3/67
24 vs. Jacksonville, 10/25/98
24 vs. New York Jets, 9/1/96
24 vs. Washington, 9/17/95
24 vs. Seattle, 11/26/89
24 vs. New England, 11/11/79
24 vs. Tampa Bay, 11/7/76
24 vs. San Diego, 10/6/63
24 vs. Buffalo, 11/27/60

MOST TOUCHDOWNS SCORED

Season

62 1998
58 2000

55 1997
47 1996
45 1987
45 1986
45 1985
42 1995
42 1993
42 1984

Game

6 13 times (last vs. Phil., 10/4/98)

MOST FIELD GOALS MADE

Season

31 2001
31 1995
30 1994
29 1999
28 1997
27 1991
27 1989
27 1962
26 2000, 1993, 1980

Game

5 at Kansas City, 11/16/97
5 vs. Buffalo, 9/3/95
5 vs. Seattle, 11/20/83
4 23 times (last at Dallas, 11/22/01)

BEST PERCENTAGE ON PAT ATTEMPTS

1,000 2001 (31 of 31)
1,000 2000 (53 of 53)
1,000 1999 (29 of 29)
1,000 1997 (50 of 50)
1,000 1996 (46 of 46)
1,000 1995 (39 of 39)
1,000 1994 (29 of 29)
1,000 1973 (40 of 40)
1,000 1972 (37 of 37)
1,000 1971 (18 of 18)
1,000 1968 (31 of 31)
1,000 1966 (20 of 20)
1,000 1965 (32 of 32)
1,000 1963 (35 of 35)
1,000 1961 (27 of 27)

FEWEST POINTS SCORED

Season

148 1982*
196 1966
203 1971
240 1964
251 1961
253 1970
254 1975
255 1968
256 1967
292 1992

*(players' strike; nine-game season)

Game (times Denver shutout: 9)

0 at L.A. Raiders (24-0) 11/22/92
0 at Philadelphia (30-0) 9/20/92
0 at New Orleans (42-0) 11/20/88
0 at Chicago (27-0) 9/9/84
0 at San Diego (23-0) 10/8/78
0 at San Diego (17-0) 12/15/74
0 at Kansas City (16-0) 12/6/70
0 at Oakland (51-0) 9/10/67
0 at San Diego (37-0) 10/29/61

TEAM RECORDS — OFFENSE

TOTAL OFFENSE

MOST TOTAL PLAYS

Season	Plays
1,152	1985
1,115	2000
1,092	1996
1,077	1988
1,071	1989
1,070	1987
1,068	1997
1,060	1993
1,062	1981
1,057	1994

Game

95	at Green Bay (Milw.), 9/20/87
88	at Seattle, 10/29/78 (OT)
86	at Chicago, 12/12/76
86	vs. San Diego, 11/30/75
84	vs. Oakland, 10/16/95
84	at Kansas City 12/4/94
84	at L.A. Raiders, 10/28/84 (OT)
84	vs. Boston, 12/3/61
83	vs. San Diego, 11/19/00; at Phoenix, 12/16/89; at Seattle, 12/8/79; at Houston, 12/20/64; at Houston, 11/20/60

MOST YARDS TOTAL OFFENSE

Season	Yards
6,554	2000
6,092	1998
6,040	1995
5,872	1997
5,791	1996
5,624	1987
5,506	1988
5,496	1985
5,487	1994
5,461	1993

Game

548	vs. Baltimore, 10/20/96
543	vs. New York Jets, 9/19/76
538	at Seattle, 11/26/00
536	vs. San Diego, 11/19/00
532	vs. Kansas City, 11/18/74
522	at San Diego, 11/29/87
515	vs. Dallas, 9/13/98
514	vs. Green Bay, 10/17/99
511	vs. Seattle, 12/27/98
507	vs. Oakland, 12/14/80

HIGHEST AVERAGE GAIN PER PLAY

Season	Avg Gain
5.88	2000
5.85	1998
5.70	1995
5.50	1997
5.38	1972
5.30	1996
5.26	1987
5.21	1974
5.20	1962
5.15	1993

Game

9.53	vs. Dallas, 9/13/98
8.56	vs. San Diego, 9/7/62
8.21	at Houston, 10/14/73
7.77	vs. New England, 12/17/72

7.73	vs. Kansas City, 9/21/75
7.66	vs. Arizona, 11/5/95
7.64	at Oakland, 10/22/72
7.56	vs. Kansas City, 12/6/98
7.54	vs. New York Jets, 9/19/76
7.51	vs. Baltimore, 10/20/96

FEWEST YARDS TOTAL OFFENSE

Season

2,837	1982*
3,168	1966
3,332	1964
3,811	1961
3,827	1970
3,906	1977
3,971	1968
3,995	1963
4,136	1976
4,158	1971

*(players' strike; nine-game season)

Game

-5	at Oakland, 9/10/67
26	at Houston, 9/3/66
82	at Philadelphia, 9/20/92
117	vs. Buffalo, 12/13/64
128	at Washington, 10/12/92
130	at Chicago, 9/9/84
132	vs. Boston, 10/4/64
139	at Pittsburgh, 9/4/83
148	at Kansas City, 12/6/70
152	vs. Oakland, 9/3/78

RUSHING

MOST RUSHES

Season

601	1978
554	1989
525	1998
525	1996
524	1979
523	1977
520	1997
516	2000
515	1981
512	1971

Game

60	vs. San Diego, 11/30/75
59	at Kansas City, 9/24/78
59	at Chicago, 12/12/76
57	at Seattle, 10/29/78 (OT)
57	at Cleveland, 10/24/71
55	vs. San Diego, 10/17/71
53	at Kansas City, 11/20/77
51	vs. Green Bay, 10/17/99
50	at New York Jets, 10/28/73
49	at New Orleans, 12/3/00; vs. L.A. Raiders, 9/30/84; vs. Philadelphia, 12/14/75

MOST YARDS RUSHING

Season

2,468	1998
2,451	1978
2,378	1997
2,362	1996
2,311	2000
2,157	1974
2,093	1971

TEAM RECORDS — OFFENSE

2,092	1989
2,076	1984
2,043	1977

Game

356	at Chicago, 12/12/76
328	vs. San Diego, 11/30/75
301	at Seattle, 11/26/00
292	at Oakland, 11/24/74
283	at New Orleans, 12/3/00
280	at Cleveland, 10/24/71
278	at Seattle, 10/29/78 (OT)
272	at Cincinnati, 10/19/69
260	vs. Seattle, 12/19/99
253	at Houston, 10/9/83

BEST AVERAGE GAIN PER RUSH

Season

4.70	1998
4.57	1997
4.53	1995
4.50	1996
4.50	1972
4.48	2000
4.44	1974
4.15	1971
4.13	1970
4.09	1984 & 1971

Game (min. 10 rushes)

7.66	vs. Cincinnati, 9/21/97
7.34	at Seattle, 11/26/00
7.17	vs. San Diego 9/4/94
6.83	at San Diego, 11/30/97
6.74	vs. Dallas, 9/13/98
6.68	vs. Dallas, 10/30/60
6.64	vs. Houston, 9/17/72
6.60	at Philadelphia, 11/12/95
6.59	vs. Buffalo, 11/19/61
6.55	at Indianapolis, 10/31/88

MOST RUSHING TOUCHDOWNS

Season

26	1998
21	2000
20	1996, 1985, 1974
19	1994, 1990
18	1997, 1987
17	1986, 1972, 1970

Game

4	vs. San Francisco, 12/23/00
4	at New Orleans, 12/3/00
4	vs. Dallas, 9/13/98
4	vs. Houston, 12/8/74
4	vs. Cincinnati, 9/16/73

FEWEST YARDS RUSHING

Season

1,018	1982*
1,104	1961
1,173	1966
1,195	1960
1,265	1967
1,298	1962
1,311	1964
1,470	1994
1,500	1992
1,508	1963

*(players' strike; nine-game season)

Game

13	at Oakland, 10/22/72
20	at Dallas, 12/10/61

26	at Washington, 10/12/92
27	at Buffalo, 9/15/62
28	vs. New England, 11/4/84
28	vs. Kansas City, 10/23/66
29	vs. Oakland, 11/28/63
33	at Los Angeles Raiders, 9/8/91
33	at Houston, 12/2/62
34	at San Diego, 11/23/69

PASSING

MOST PASS ATTEMPTS

Season

626	1994
617	1985
594	1995
581	1988
569	2000
568	1961
559	1962
554	1999
553	1993
549	1986

Game

59	at Green Bay, 10/10/93
58	vs. San Diego, 11/19/00
56	at Los Angeles Raiders, 12/26/82
56	at Buffalo, 9/15/62
56	at Boston, 9/21/62
55	at Houston, 12/20/64
54	at New York Titans, 9/24/61
54	vs. Houston, 11/6/60

MOST COMPLETIONS

Season

388	1994
354	2000
350	1995
350	1993
329	1985
327	1996
324	1988
319	1999
312	2001
306	1986

Game

36	vs. San Diego, 11/19/00
36	vs. San Diego, 9/4/94
35	at Houston, 12/20/64
33	at Green Bay, 10/10/93
32	vs. San Diego, 10/6/96
32	vs. Kansas City, 11/18/74
31	vs. Houston, 11/6/60
30	vs. Washington, 9/17/95
30	vs. Minnesota, 11/14/93
30	vs. Seattle, 9/23/90
30	at Green Bay (at Milwaukee), 9/20/87

BEST COMPLETION PERCENTAGE

Season

.633	1993
.622	2000
.620	1994
.611	2001
.610	1996
.596	1981
.591	1998
.579	1990
.589	1995
.582	1982

TEAM RECORDS — OFFENSE

BEST COMPLETION PERCENTAGE, CONT.

Game (min. 10 attempts)	
.917	at L.A. Raiders, 11/2/86 (11 of 12)
.875	vs. San Diego, 9/27/81 (21 of 24)
.870	vs. K. City, 12/10/78 (20 of 23)
.826	at San Fran., 12/17/94 (19 of 23)
.818	at Kansas City, 12/4/94 (18 of 22)
.783	vs. San Diego, 9/4/94 (36 of 46)
.783	vs. Minnesota, 11/18/84 (18 of 23)
.780	vs. San Diego, 10/6/96 (32 of 41)
.773	vs. Arizona, 11/5/95 (17 of 22)
.773	vs. Houston, 11/2/80 (17 of 22)
.765	vs. Cincinnati, 12/14/69 (13 of 17)

MOST YARDS PASSING (NET YARDS)

Season	
4,243	2000
4,045	1995
4,017	1994
3,768	1993
3,704	1997
3,691	1988
3,654	1987
3,645	1985
3,624	1998
3,538	1986

Game	
459	vs. Kansas City, 11/18/74
443	vs. San Diego, 11/19/00
431	vs. Oakland, 12/14/80
428	at Buffalo, 9/15/62
396	at Oakland, 10/22/72
385	at Seattle, 12/20/85
384	vs. San Diego, 9/7/62
383	vs. Kansas City, 12/6/98
382	vs. Atlanta, 11/20/94
373	at Boston, 9/21/62

FEWEST YARDS PASSING (NET YARDS)

Season	
1,682	1967
1,995	1966
1,819	1982*
2,021	1964
2,025	1970
2,065	1971
2,204	1976
2,328	1974
2,357	1968
2,378	1978

**(players' strike; nine-game season)*

Game	
-53	at Oakland, 9/10/67
-7	at Houston, 9/3/66
1	at Pittsburgh, 9/4/83
6	vs. New York, 11/15/64
8	vs. Oakland, 9/3/78
8	vs. San Diego, 11/30/75
18	at New York, 12/3/67
20	at Houston, 11/14/65
30	at Philadelphia, 9/20/92
33	vs. San Diego, 10/7/79

MOST TOUCHDOWN PASSES THROWN

Season	
32	1998
28	2000
27	1997
27	1995
27	1993
27	1981
26	2001
26	1996
24	1988
24	1987
24	1960

Game	
5	vs. San Diego, 11/19/00
5	vs. Minnesota, 11/18/84
5	vs. Buffalo, 10/28/62
4	19 times (last vs. Seattle, 12/27/98)

MOST INTERCEPTIONS THROWN

Season	
45	1961
40	1962
35	1960
34	1975

Game	
8	at Houston, 12/2/62
6	vs. San Diego, 9/21/80
6	vs. San Diego, 11/30/75
6	at San Diego, 9/24/72
6	vs. Buffalo, 11/19/61
6	at Houston, 11/26/61
6	at Green Bay (at Milwaukee), 9/26/71
5	16 times (last vs. N.Y. Jets, 10/3/99)

BEST INTERCEPTION AVOIDANCE PERCENTAGE

Season	
.018	1993
.021	2000
.021	1997
.021	1994
.024	1995
.029	1998
.029	1986
.032	1999
.032	1996
.034	1990

Game	
.000	many times

HIGHEST AVERAGE GAIN PER ATTEMPT

Season	
8.23	1981
8.09	1974
7.85	2000
7.76	1998
7.34	1993
7.31	1987
7.22	1997
7.21	1991
7.21	1979
7.21	1977
7.17	1995

TEAM RECORDS — OFFENSE

HIGHEST AVERAGE GAIN PER COMPLETION

Season	
14.94	1976
14.56	1984
14.46	1974
14.18	1963
14.16	1966
13.90	1977
13.81	1981
13.81	1975
13.81	1973
13.65	1983

FEWEST TIMES DENVER PASSER SACKED

Season	
22	1971
24	1982*
24	1965
25	1998
26	1995
27	1973

**(players' strike; nine-game season)*

Game	
0	many times

MOST TIMES DENVER PASSER SACKED

Season	
63	1963
61	1981
61	1964
58	1967
55	1994
55	1983
52	1992
51	1969
50	1977
48	1978
48	1976

Game	
11	vs. Oakland, 11/5/67
11	vs. Buffalo, 12/13/64
10	at Oakland, 10/31/76
10	at Oakland, 12/8/75
9	at Chicago, 10/2/83
8	vs. Oakland, 10/30/77
8	vs. Boston, 10/4/64
8	vs. Kansas City, 10/1/72

MOST YARDAGE LOST ON SACKS

Season	
590	1963
520	1964
508	1967

Game	
95	vs. Oakland, 11/5/67
84	vs. Buffalo, 12/13/64
78	vs. Kansas City, 12/14/68
78	vs. Boston, 9/29/63
77	at Boston, 9/21/62
47	at Cincinnati, 9/20/96
46	at L.A. Raiders, 12/3/89
46	at Cleveland, 10/24/71
44	at Boston, 9/24/65
44	vs. Boston, 9/29/63

FIRST DOWNS

MOST FIRST DOWNS

Season	
383	2000
347	1998
346	1994
344	1995
340	1997
339	1985
338	1988
336	1996
331	1987
327	1993

Game	
34	vs. San Diego, 11/19/00
34	vs. Kansas City, 11/18/74
32	at Cincinnati, 10/22/00
31	vs. Seattle, 12/1/96
31	at San Diego, 11/29/87
31	vs. Houston, 10/6/85
31	vs. New York Jets, 9/19/76
30	at Oakland, 12/24/95
30	vs. San Diego, 9/4/94
29	vs. Kansas City, 9/24/00
29	vs. Cleveland, 10/30/94
29	at Green Bay (at Milwaukee), 9/20/87
29	vs. New York Jets, 11/16/80

MOST FIRST DOWNS RUSHING

Season	
138	1997
135	1998
134	1996
132	1987
130	1979
129	1978
126	1990
125	1989
124	2000
121	1984

Game	
19	at Chicago, 12/12/76
19	vs. San Diego, 11/30/75
17	at Seattle, 10/29/78 (OT)
16	at Kansas City, 10/27/85
16	vs. New York Giants, 10/26/80
16	at Kansas City, 9/24/78
16	at Boston, 9/24/65
15	at New Orleans, 12/3/00
15	vs. New England, 10/6/97
15	vs. Detroit, 11/1/87
15	at Detroit, 11/28/74
15	at Oakland, 11/24/74

MOST FIRST DOWNS PASSING

Season	
223	2000
205	1995
202	1994
196	1988
192	1985
187	1993
186	1998
184	1986
181	1981
180	1996

TEAM RECORDS — OFFENSE / SPECIAL TEAMS

MOST FIRST DOWNS PASSING, CONT.

Game	Opponent	Date
25	vs. Kansas City	11/24/74
24	vs. San Diego	12/3/00
23	at Houston	12/20/64
22	vs. Oakland	12/14/80
20	at Buffalo	9/15/62
19	vs. New England	10/1/00
19	at Seattle	12/20/85
19	at Los Angeles Raiders	12/26/82
19	vs. San Diego	9/27/81
18	10 times (last at Oakland)	11/5/01

MOST FIRST DOWNS BY PENALTY

Season	Year
43	1994
41	1986
38	1983
36	2000
36	1988
35	1993
34	1985
34	1981
33	1999
30	1997

Game	Opponent	Date
11	vs. Houston	10/6/85
7	at Kansas City	9/19/99
7	at Kansas City	11/16/98
7	vs. Los Angeles Raiders	9/7/86
6	vs. San Francisco	12/23/00
6	at Kansas City	11/16/97
6	vs. Houston	9/7/64
5	15 times (most recently at Seattle)	10/14/01

FEWEST FIRST DOWNS

Season	Year
170	1982*
171	1966
172	1967
211	1964
217	1971
217	1970
217	1968
219	1961
223	1977
230	1963

**(players' strike; nine-game season)*

Game	Opponent	Date
0	at Houston	9/3/66
3	at Oakland	9/10/67
4	at Philadelphia	9/20/92
7	at Washington	10/12/92
7	at Kansas City	10/6/70
7	vs. Buffalo	12/13/64
8	at Chicago	9/9/84
8	at New England	9/29/80
8	at Oakland	10/16/77
8	at Houston	10/10/76
8	vs. Houston	11/16/69

PUNTING

MOST PUNTS

Season	Year
105	1967
96	1984
96	1978
96	1969
95	1985
91	1977
89	1979
87	1983
87	1970
86	1981

Game

12	at Buffalo	10/25/81
12	vs. Cincinnati	10/6/68
12	at Oakland	9/10/67
11	vs. Seattle	10/20/85
11	at Seattle	11/30/92
10	seven times (most recently at Balt., 9/11/83)	

FEWEST PUNTS

Season	Year
45	1982*
54	1995
59	1962
60	1997
60	1990
60	1972
62	2000
63	1975
65	1996
65	1987

**(players' strike; nine-game season)*

Game

0	at Minnesota	11/4/90
0	vs. Dallas	10/8/61
1	8 times (last at Oakland)	9/17/00

BEST PUNTING AVERAGE

Season	Year
46.5	1999
46.2	1998
45.2	1966
45.1	1973
45.0	1982
44.7	2001
44.9	1967
44.4	1993
44.3	1963
43.9	1980

Game (min. 4 punts)

57.2	vs. Los Angeles Raiders	9/26/88
56.6	vs. Seattle	11/24/84
55.8	vs. San Diego	12/16/90
55.0	at New England	10/27/91
54.4	at Oakland	9/20/98
54.3	at Arizona	9/23/01
54.3	vs. Minnesota	10/31/99
54.2	at Oakland	10/10/99
53.8	vs. San Diego	10/22/67
53.5	vs. New York Jets	11/17/63

TEAM RECORDS — SPECIAL TEAMS

LOWEST PUNTING AVERAGE

35.1	1976
36.4	1978
37.3	1960
39.2	1977
39.6	2000
39.4	1961
39.7	1986
39.9	1989
39.9	1987
39.9	1979
39.9	1975

BEST NET PUNTING AVERAGE

Season (category started in 1976)

38.5	1990
38.1	1997
37.9	1988
37.8	1982
37.7	1992
37.6	1998
37.3	1995
37.1	1994
37.1	1993
36.5	2001

Game (min. 4 punts)

52.8	vs. Los Angeles Raiders	9/26/88
52.3	vs. San Diego	11/11/01
52.3	at Houston	12/4/77
48.3	vs. San Francisco	9/19/82
47.5	at Indianapolis	10/21/90
47.0	vs. Seattle	11/25/84
46.0	vs. San Diego	11/9/86
45.8	vs. Pittsburgh	10/14/90
44.8	at Cleveland	9/27/92
44.5	vs. San Diego	9/12/93

PUNT RETURNS

MOST PUNT RETURNS

Season	Year
63	1970
58	1977
54	1999
53	1988
51	1981
51	1978
51	1976
49	1996
48	1987
48	1986

Game

8	vs. San Diego	12/27/87
8	vs. Baltimore	10/22/78
8	vs. San Diego	11/30/75
8	at Kansas City	10/6/74
8	at Buffalo	9/20/70
7	seven times (last vs. Kansas City)	10/27/96

MOST PUNT RETURN YARDS

Season	Year
712	1977
640	1976
583	1996
582	1978
556	1970
555	1997

552	1986
486	1987
474	1974
470	1975

Game

168	vs. Carolina	11/9/97
167	vs. Pittsburgh	11/6/77
150	vs. San Diego	12/27/88
128	San Francisco	9/19/82
126	at New York Jets	12/3/67
125	vs. Cleveland	9/26/76
121	vs. St. Louis Rams	9/14/97
121	at Buffalo	9/20/70
116	at Houston	11/14/65
113	vs. New York Jets	11/17/63

BEST PUNT RETURN AVERAGE

14.5	1982
13.5	1967
13.1	2001
12.9	1963
12.5	1976
12.3	1977
12.2	1969
11.9	1996
11.5	1995, 1986, 1975

KICKOFF RETURNS

MOST KICKOFF RETURNS

Season	Year
78	1963
76	1974
75	1994

Game

10	at Indianapolis	10/31/88
10	vs. Boston	10/4/64
10	at San Diego	12/22/63
9	at Kansas City	12/18/83
9	at Boston	10/18/63
9	vs. Kansas City	9/7/63

BEST KICKOFF RETURN AVERAGE

26.9	1966
25.3	1967
24.5	1975
24.4	1965
24.2	1998
23.9	1996
23.6	1969
23.5	2001
23.4	1976

MOST KICKOFF RETURN YARDS

Season	Year
1,801	1963
1,758	1964
1,731	1965

Game

295	vs. Boston	10/4/64
289	vs. Kansas City	9/7/63
238	at Kansas City	10/8/63
219	at Indianapolis	10/31/88
217	at San Diego	10/29/61
215	at Houston	9/3/66
215	at San Diego	10/29/61

TEAM RECORDS — MISCELLANEOUS

FUMBLES

MOST FUMBLES

Season

40	1961
36	1984
36	1966
35	1979
34	1988
34	1983
34	1963

Game

6	vs. Washington, 11/18/01
6	vs. Philadelphia, 11/29/89
6	vs. Cleveland, 10/19/75
6	at Boston Patriots, 11/6/66
6	vs. L.A. Chargers, 10/16/60
5	12 times (last vs. Oakland, 10/16/95)

MOST FUMBLES LOST

Season

23	1961
19	1983
18	1994
18	1993
18	1981
18	1979
17	1987
17	1984
17	1982
17	1978
17	1966
17	1960

Game

5	vs. Cleveland, 10/19/75
5	vs. Chicago, 9/30/73
4	at Indianapolis, 10/31/88
4	vs. San Diego, 9/12/82
4	vs. Kansas City, 12/7/80
4	at Minnesota, 9/11/78
4	vs. Kansas City, 10/10/65
4	at San Diego, 12/22/63
4	at Boston, 9/16/61
4	at Boston, 10/23/60

FEWEST FUMBLES

Season

15	1969
16	1995
17	1998
21	1973
23	1976
23	1974
23	1970
23	1967
24	2001
24	1986
24	1985
24	1982*
24	1971

*(players' strike; nine-game season)

Game

0	many times
---	------------

FEWEST FUMBLES LOST

Season

6	1998
8	2001

8	1985
8	1964
9	1969
9	1973
10	1999
10	1997
11	1972
12	1989, 1988, 1976

Game

0	many times
---	------------

PENALTIES

MOST PENALTIES

Season

132	1978
116	1997
116	1979
115	1998
114	1999
112	1993
109	1996
109	1995
108	1990
105	1976

Game

15	vs. Tampa Bay, 11/7/76
14	at Kansas City, 9/20/93
14	vs. Oakland, 10/17/76
14	at New York Jets, 10/28/73
13	at San Diego, 9/24/95
13	at Green Bay, 10/10/93
13	at Seattle, 11/30/92
12	9 times (last at Seattle, 10/14/01)

MOST YARDS PENALIZED

Season

1,097	1978
1,023	1998
1,006	1997
1,006	1979
986	1976
949	1996
917	2001
910	1986
899	1980
887	1970

Game

160	vs. Tampa Bay, 11/7/76
134	vs. Pittsburgh, 11/6/77
132	at Oakland, 10/17/76
130	vs. New York Titans, 11/22/62
128	at Minnesota, 10/26/87
128	at Seattle, 12/8/79
123	at New York Jets, 10/28/73
123	at Oakland, 11/9/69
121	at New York Jets, 12/3/67
113	at Buffalo, 10/26/97
112	at Green Bay, 10/10/93

FEWEST PENALTIES

Season

48	1967
54	1982*
60	1961

*(players' strike; nine-game season)

TEAM RECORDS — MISCELLANEOUS / DEFENSE

Game

0	at Chicago, 12/18/93
0	vs. Kansas City, 12/17/67
1	14 (last vs. Seattle, 11/13/94)

FEWEST YARDS PENALIZED

Season

501	1960
512	1967
516	1982*
548	1963

*(players' strike; nine-game season)

Game

0	at Chicago, 12/18/93
0	vs. Kansas City, 12/17/67
0	at Boston, 9/21/62
5	vs. Atlanta, 10/16/88
5	at Kansas City, 10/27/85
5	vs. Kansas City, 9/7/63
5	vs. Boston, 11/11/62
5	vs. Dallas, 10/30/60

GIVEAWAY/TAKEAWAY RATIO (1970-2001)

+21	1984
+19	2000
+12	1977
+11	1989
+11	1987
+10	2001
+10	1998
+10	1997
+10	1978
+ 8	1991
+ 7	1983
+ 7	1981
+ 6	1986
+ 5	1985
+ 3	1993
+ 3	1974
+ 1	1971
0	1996
- 1	1976
- 2	1999
- 3	1979
- 5	1994
- 5	1988
- 7	1990
- 9	1970
- 9	1995
-10	1980
-12	1972
-13	1992
-16	1975
-17	1982

TOTAL DEFENSE

FEWEST POINTS ALLOWED

Season

148	1977
198	1978
206	1976
226	1989
226	1982*
235	1991
241	1984
262	1979
264	1970

275	1996
275	1971

*(players' strike; nine-game season)

Game (List of Denver Shutouts)

Denver 34,	Carolina 0, 11/9/97
Denver 27,	Oakland 0, 10/16/95
Denver 12,	at Cleveland 0, 9/27/92
Denver 37,	at Phoenix 0, 12/16/89
Denver 12,	at San Diego 0, 10/2/88
Denver 24,	San Diego 0, 12/27/87
Denver 34,	Detroit 0, 11/1/87
Denver 21,	Kansas City 0, 10/23/84
Denver 17,	at Oakland 0, 10/4/81
Denver 7,	San Diego 0, 10/7/79
Denver 10,	Cincinnati 0, 9/2/79
Denver 7,	St. Louis 0, 9/18/77
Denver, 17,	at San Diego 0, 11/14/76
Denver 26,	San Diego 0, 10/3/76
Denver 27,	Cleveland 0, 10/24/71
Denver 13,	San Diego 0, 11/2/69

MOST POINTS ALLOWED

Season

473	1963
438	1964
432	1961
409	1967

Game

59	vs. Kansas City, 9/7/63
58	at San Diego, 12/22/63
56	vs. Kansas City, 10/23/66
55	vs. Houston, 11/5/61
55	at San Diego, 10/20/68

FEWEST TOUCHDOWNS ALLOWED

Season

18	1977
21	1978
22	1991
25	1989
25	1982*
25	1976
26	1984
27	1993
28	1970
31	1996, 1979, 1973

*(players' strike; nine-game season)

Game

0	many times
---	------------

FEWEST FIELD GOALS ALLOWED

Season

8	1977
12	1976
13	1995
13	1961
14	1998
14	1997
14	1987
14	1965
15	1989
15	1981
15	1979
15	1967

Game

0	many times
---	------------

TEAM RECORDS — DEFENSE

FEWEST TOTAL PLAYS ALLOWED

Season	Plays
616	1982*
825	1971
838	1970
847	1963
850	1965
871	1966
872	1973
876	1972
899	1961
901	1975

**(players' strike; nine-game season)*

Game

40	vs. San Diego, 10/6/63
42	vs. Green Bay, 12/30/90
42	vs. San Diego, 11/30/75
44	at Oakland, 9/24/00
44	at Boston, 9/24/65
44	vs. Boston, 9/29/63
46	at Oakland, 10/19/97
46	at Los Angeles Raiders, 12/3/89
46	at Cleveland, 10/24/71
47	7 times (last vs. Carolina, 11/9/97)

FEWEST TOTAL YARDS ALLOWED

Season	Yards
3,169	1982*
3,705	1970
3,722	1976
3,774	1977
3,819	1971
3,851	1972
4,006	1975
4,235	1973
4,297	1965
4,391	1974

**(players' strike; nine-game season)*

Game

60	at Cleveland, 10/24/71
66	vs. Chicago, 12/5/71
70	vs. San Diego, 11/2/69
92	vs. New England, 11/11/79
101	at Phoenix, 12/16/89
110	at Boston, 11/6/66
121	vs. Kansas City, 10/4/70
123	vs. San Diego, 11/30/75
123	at Philadelphia, 10/31/71
125	at Boston, 9/24/65

LOWEST AVERAGE YIELD PER PLAY

Season	Yield
4.01	1977
4.14	1976
4.38	1978
4.39	1972
4.42	1970
4.45	1975
4.51	1989
4.62	1971
4.65	1974
4.69	1979, 1961

Game

1.12	vs. Chicago, 12/5/71
1.25	vs. San Diego, 11/2/69
1.30	at Cleveland, 10/24/71

1.61	vs. New England, 11/11/79
2.06	at Phoenix, 12/16/89
2.16	vs. Kansas City, 10/4/70
2.16	at Boston, 11/6/66
2.25	at San Diego, 11/14/76
2.30	vs. Buffalo, 9/25/77

RUSHING DEFENSE

FEWEST RUSHES ALLOWED

Season	Rushes
293	1982*
345	1996
356	1998
381	1997
384	1965
397	1993
406	2001
409	1970
411	1991
420	1963

**(players' strike; nine-game season)*

Game

9	at New England, 11/17/96
10	at San Diego, 12/29/87
10	at San Diego, 10/12/86
11	vs. Green Bay, 10/17/99
11	at New York Jets, 12/3/67
12	vs. Kansas City, 10/27/96
12	at Phoenix, 12/16/89
13	vs. Oakland, 12/15/96
13	vs. Oakland, 10/16/95
13	at San Diego, 10/2/88

FEWEST RUSHING YARDS ALLOWED

Season	Yards
935	1982*
1,287	1998
1,331	1996
1,337	1965
1,351	1970
1,418	1993
1,492	2001
1,530	1977
1,580	1989
1,633	1961

**(players' strike; nine-game season)*

Game

0	at Kansas City, 12/19/65
17	at New England, 11/17/96
18	vs. Pittsburgh, 9/27/70
20	at San Diego, 10/2/88
21	at New Orleans, 12/3/00
21	vs. Green Bay, 10/17/99
21	vs. Oakland, 10/16/95
22	at Phoenix, 12/16/89
24	vs. Kansas City, 10/27/96
24	at Cleveland, 10/24/71

LOWEST AVERAGE YIELD PER RUSH

Season	Yield
3.19	1982
3.26	1977
3.30	1970
3.37	1979
3.45	1976

TEAM RECORDS — DEFENSE

LOWEST COMPLETION PCT. ALLOWED

Season	Pct.
.421	1971
.448	1961
.459	1965
.466	1967
.478	1962

Game

.118	at Chicago, 12/12/76 (2 of 17)
.143	at Cincinnati, 10/22/00 (2 of 14)
.226	vs. Chicago, 12/5/71 (7 of 31)
.259	at Cleveland, 10/24/71 (7 of 27)
.263	at G.B. (Milw.), 9/26/71 (5 of 19)
.275	vs. Chicago, 9/30/73 (8 of 22)
.281	vs. Seattle, 10/20/85 (9 of 32)
.286	vs. Buffalo, 12/13/64 (6 of 21)
.289	vs. N.Y. Jets, 11/15/64 (11 of 38)
.292	vs. L.A. Raiders, 9/6/92 (7 of 24)

3.57	1993
3.60	1978
3.62	1998
3.67	2001
3.71	1989, 1974

Game

0.00	at Kansas City, 12/19/65
0.64	vs. Pittsburgh, 9/27/70
1.29	at Miami, 12/21/98
1.47	vs. Cincinnati, 12/14/69
1.50	at San Diego, 11/14/76
1.54	at San Diego, 10/2/88
1.60	at Cleveland, 10/24/71
1.62	vs. Oakland, 10/16/95
1.63	at Kansas City, 11/16/98
1.68	vs. Boston, 9/29/68

PASSING DEFENSE

FEWEST PASS ATTEMPTS ALLOWED

Season	Attempts
307	1982*
348	1975
356	1971
379	1970
386	1960
391	1976
397	1972
397	1966

**(players' strike; nine-game season)*

Game

10	at Kansas City, 9/24/78 (OT)
12	at Oakland, 10/19/97
12	at Kansas City, 10/18/81
13	at Minnesota, 11/4/90
14	at Cincinnati, 10/22/00
14	vs. NY Giants, 11/15/92
14	vs. Oakland, 10/30/77
14	at New England, 11/28/76
14	at Kansas City, 11/27/69
14	at Houston, 11/20/60

FEWEST COMPLETIONS ALLOWED

Season	Completions
150	1971
172	1982*
181	1975
189	1960
191	1970
192	1966
194	1961

**(players' strike; nine-game season)*

Game

2	at Cincinnati, 10/22/00
2	at Chicago, 12/12/76
5	at Green Bay, 9/26/71
5	vs. Dallas, 10/8/61
6	at Minnesota, 11/4/90
6	at Kansas City, 10/18/81
6	vs. Oakland, 11/20/66
6	vs. Buffalo, 12/13/64
7	11 times (last vs. Green Bay, 10/17/99)

FEWEST NET YARDS ALLOWED

Season	Yards
1,985	1971
2,026	1976
2,032	1975
2,183	1972
2,234	1982*
2,244	1977
2,354	1970
2,440	1973
2,469	1978
2,515	1960

**(players' strike; nine-game season)*

Game

-7	vs. Chicago, 12/5/71
18	at Kansas City, 12/6/70
33	vs. Kansas City, 10/4/70
34	vs. New England, 11/11/79
36	at Cleveland, 10/24/71
39	vs. NY Giants, 11/15/92
39	vs. Dallas, 10/8/61
48	vs. Baltimore, 9/20/81
50	vs. Seattle, 10/26/86
51	at Oakland, 12/1/80

FEWEST TOUCHDOWN PASSES ALLOWED

Season	TDs
8	1976
9	1978
11	1979
11	1977
12	1991
13	1989, 1981
14	1982*, 1975, 1974

**(players' strike; nine-game season)*

Game

0	many times
---	------------

MOST OPPONENT PASSES INTERCEPTED

Season	Interceptions
32	1964
31	1984
31	1978
28	1987
28	1967
27	2000
27	1983
27	1962
26	1961

TEAM RECORDS — DEFENSE / SPECIAL TEAMS

MOST OPPONENT PASSES INTERCEPTED, CONT.

Game	Interceptions	Opponent	Date
7	at	Detroit	10/7/84
7	at	Oakland	10/16/77
6	vs.	Boston	9/3/67
6	at	Houston	11/14/65
6	vs.	New York Jets	11/15/64
6	at	Buffalo	9/18/60
5	10 times	(last vs. New England)	10/28/01

HIGHEST PCT. OF OPPONENT PASSES INT.

Season	Pct.	Year
.073	1964	
.071	1978	
.070	1960	
.063	1962	
.061	1987	
.061	1967	
.061	1976	

MOST YARDS ON INTERCEPTION RETURNS

Season	Yards	Year
510	1984	
491	1977	
483	1962	
465	1965	
459	1964	
457	1976	
439	1998	
417	1960	

Game	Yards	Opponent	Date
133	at	Buffalo	9/18/60
123	at	Oakland	9/20/98
117	vs.	Oakland	10/5/62
111	vs.	San Diego	12/27/87
111	at	Detroit	10/7/84
110	vs.	Kansas City	10/9/77
108	vs.	Dallas	10/5/86
104	at	Houston	11/14/65
103	vs.	New York	11/15/64
103	at	Boston	11/20/64

MOST SACKS

Season	Sacks	Year
57	1984	
52	1991	
50	1999	
50	1992	
50	1970	
49	1986	
47	1998	
47	1989	
47	1985	
46	1993	

Game	Sacks	Opponent	Date
10	at	Cincinnati	10/19/69
9	vs.	New York Jets	9/1/96
9	vs.	Chicago	12/5/71
9	vs.	Buffalo	11/19/61
8	vs.	Seattle	12/20/92
8	vs.	Seattle	11/26/89
8	vs.	New York	11/15/64
8	vs.	Oakland	11/29/64
7	9 times	(last at Tampa Bay)	9/26/99

MOST YARDS ON SACKS

Season	Yards	Year
459	1986	
456	1970	
447	1964	
435	1971	
430	1984	
378	1985	
374	1989	
363	1969	

Game	Yards	Opponent	Date
95	vs.	New York Jets	11/15/64
86	vs.	Seattle	11/26/89
76	vs.	Kansas City	10/4/70
75	vs.	New England	12/17/72
73	at	Cincinnati	10/19/69
72	at	Seattle	12/21/80
72	at	Houston	10/14/73
71	vs.	Jacksonville	10/25/98
70	vs.	Chicago	12/5/71
70	vs.	Atlanta	10/18/70

LOWEST AVERAGE YIELD PER PASS ATTEMPT

Season	Yield	Year
5.00	1964	
5.49	1961	
5.52	1972	
5.58	1971	
5.80	1976	
5.94	1962	

LOWEST AVG. YIELD PER COMPLETION

Season	Yield	Year
10.60	1976	
10.64	1972	
10.67	1979	
10.71	1987	
10.88	1977	
10.92	1997	
11.02	1978	
11.19	1988	
11.30	1996	
11.54	1998	

PUNTING

LOWEST OPPONENT PUNTING AVERAGE

Season	Avg.	Year
37.3	1973	
39.0	1960	
39.4	1982	
39.9	1978	
40.7	1977	
40.8	1961	
41.0	1989	
41.4	1990	
41.4	1964	
41.5	1984	
41.5	1962	
41.5	1967	

Game (min. 4 punts)

Game	Avg.	Opponent	Date
24.3	at	Cincinnati	11/1/98
26.0	vs.	Oakland	11/22/99
30.0	vs.	Buffalo	11/27/60
30.3	at	Minnesota	9/11/78 (OT)
30.4	at	Houston	10/26/69
30.8	at	Dallas	12/10/61

TEAM RECORDS — SPECIAL TEAMS

Season	Yards	Opponent	Date
31.0	at	Kansas City	12/18/83
31.0	vs.	San Diego	11/27/66
31.4	vs.	Houston	11/6/60
31.6	at	Buffalo	12/2/79

PUNT RETURNS

LOWEST OPPONENT PUNT RETURN AVG.

Season	Avg.	Year
4.81	1978	
5.48	1995	
6.07	1991	
6.13	1968	
7.03	1969	
7.10	1994	
7.23	1990	
7.35	1977	
7.43	1970	
7.45	1960	

KICKOFF RETURNS

LOWEST OPPONENT KICKOFF RET. AVG.

Season	Avg.	Year
17.14	1961	
17.44	1989	
17.68	1991	
17.76	1993	
17.91	1983	
19.12	1990	
19.15	1987	
19.54	1992	
19.90	1994	
19.90	1988	

FUMBLES

MOST OPPONENT FUMBLES RECOVERED

Season	Fumbles	Year
24	1984	
23	1981	
22	1989	
21	1983	
21	1964	
20	1963	
20	1971	
19	1987, 1979, 1962	

Game	Fumbles	Opponent	Date
6	at	Buffalo	12/2/79
5	at	Boston	11/6/66
5	vs.	Buffalo	12/13/64
5	at	Oakland	10/14/62
4	11	(last at L.A. Raiders)	10/28/84

MOST TOTAL OPPONENT FUMBLES

Season	Fumbles	Year
46	1983	
44	1984	
43	1989	
40	1964	
37	1975	
36	1990	
36	1981	
36	1970	
35	1987	
35	1969	

Game	Fumbles	Opponent	Date
7	vs.	Green Bay	10/15/84
7	vs.	Seattle	11/20/83
7	at	Oakland	10/4/81
7	vs.	Buffalo	12/13/64
6	vs.	Washington	11/18/01
6	vs.	L.A. Raiders	9/24/89
6	vs.	Cincinnati	11/30/86
6	at	L.A. Raiders	10/28/84
6	vs.	Philadelphia	9/18/83
6	vs.	Seattle	12/13/81
6	at	Buffalo	12/2/79
6	at	Boston	11/6/66
6	vs.	San Diego	11/30/75

FEWEST OPPONENT FUMBLES RECOVERED

Season	Fumbles	Year
7	1982*	
9	1996	
10	1991	
11	1999	
11	1998	
11	1974	
12	1985	
12	1980	
12	1972	
12	1968	
12	1967	

*(players' strike; nine-game season)

Game	Fumbles	Opponent
0	many times	

FIRST DOWNS

FEWEST OPPONENT FIRST DOWNS

Season	First Downs	Year
176	1982*	
199	1970	
206	1971	
217	1977	
222	1976	
233	1961	
234	1962	
239	1973	
242	1991	
244	1965	

*(players' strike; nine-game season)

Game	First Downs	Opponent	Date
3	vs.	San Diego	11/30/75
5	vs.	Green Bay	10/17/99
5	at	Chicago	12/12/76
6	vs.	Oakland	11/20/66
6	at	Cleveland	10/24/71
7	vs.	Carolina	11/9/97
7	at	Phoenix	12/16/89
7	vs.	Pittsburgh	11/5/89
7	vs.	Indianapolis	10/15/89
7	vs.	San Diego	12/27/87

FEWEST OPP. RUSHING FIRST DOWNS

Season	First Downs	Year
53	1982*	
67	1996	
67	1970	
77	1977	
80	2000	

TEAM RECORDS — DEFENSE / MISCELLANEOUS

FEWEST OPP. RUSHING FIRST DOWNS, CONT.

Season, cont.

80	1998
81	1991
83	1997
83	1971
86	1993
86	2001

**(players' strike; nine-game season)*

Game

0	vs. Carolina, 11/9/97
0	vs. Kansas City, 10/27/96
0	vs. Oakland, 10/16/95
1	15 times (last at New Orleans, 12/3/00)

FEWEST OPPONENT PASSING FIRST DOWNS

Season

91	1971
104	1982*
104	1976
106	1975
118	1970
120	1978
121	1973
122	1966
123	1960, 1972, 1977

**(players' strike; nine-game season)*

Game

1	vs. San Diego, 11/30/75
1	at Chicago, 12/12/76
2	at Cincinnati, 10/22/00
2	vs. Dallas, 10/8/61

FEWEST OPP. FIRST DOWNS BY PENALTY

Season

12	1968
13	1993
13	1984
14	1991
14	1989
14	1970
15	1990, 1988, 1962

Game

0	many times
---	------------

PENALTIES

MOST OPPONENT PENALTIES

Season

138	1983
134	1994
130	1997
128	1993
126	1986
119	1996
118	1979
116	1988
114	1999
114	1978

Game

20	vs. Oakland, 12/15/96
16	vs. Baltimore, 12/11/83
16	vs. Chicago, 9/26/78
15	vs. Houston, 10/6/85

14	vs. Kansas City, 12/4/94
14	at San Francisco, 10/9/88
14	vs. San Diego, 10/23/83
13	7 times (last at Kansas City, 11/16/98)

MOST OPPONENT PENALTY YARDS

Season

1,118	1997
1,096	1983
1,034	1986
1,033	1979
1,031	1994
1,019	1993
1,016	1999
966	1988
953	1985
949	1981

Game

188	vs. Houston, 10/6/85
157	vs. Oakland, 12/15/96
147	vs. Chicago, 10/16/78
145	at Seattle, 12/8/79
140	at Houston, 10/26/69
137	at Kansas City, 11/16/98
134	at Seattle, 9/7/97
132	vs. Chicago, 9/30/73
124	vs. New York, 9/21/69
123	vs. Cincinnati, 9/21/97

FEWEST OPPONENT PENALTY YARDS

Season

516	1963
571	1982*
571	1966
573	1964
585	1974
628	1967
633	1960
678	1962
715	1976, '92

**(players' strike; nine-game season)*

Game

0	at Miami, 12/21/98
0	at Oakland, 12/19/71
4	at Miami, 12/20/75
5	at Kansas City, 12/7/86
5	vs. Kansas City, 12/14/85
5	at Houston, 9/3/66
5	vs. Boston, 11/11/62
6	vs. San Diego, 12/1/68
10	8 times (last at New York Jets, 11/5/00)

OPPONENT INDIVIDUAL RECORDS

INDIVIDUAL TOTAL OFFENSE

MOST TOTAL PLAYS

60	Rich Gannon, Oakland, 11/13/00
60	Joe Namath, at N.Y. Jets, 12/3/67
59	Drew Bledsoe, at New England, 10/8/95
58	Mark Brunell, Jacksonville, 10/25/98
57	Craig Whelihan, at San Diego, 11/29/98
55	Dave Krieg, at Seattle, 12/15/84
54	Aaron Brooks, at New Orleans, 12/3/00
54	Craig Whelihan, at San Diego, 11/30/97
54	Joe Montana, Kansas City, 10/17/94
54	George Blanda, Houston, 10/17/65

MOST YARDS GAINED

454	Aaron Brooks, at New Orleans, 12/3/00
448	Len Dawson, at Kansas City, 11/1/64
442	Kurt Warner, at St. Louis, 9/4/00
428	Dave Krieg, Seattle, 11/20/83
419	Cotton Davidson, at Oakland, 10/25/64
407	Ken Anderson, at Cincinnati, 11/22/81
405	Dave Krieg, Seattle, 11/25/84
399	Joe Namath, N.Y. Jets, 9/24/67
398	Rich Gannon, Oakland, 11/13/00
395	Steve DeBerg, Kansas City, 9/17/90

BEST AVG. GAIN PER PLAY (MIN. 10 ATT.)

21.62	Jacky Lee, at Houston, 11/29/60
18.53	Len Dawson, Kansas City, 9/7/63
17.16	John Hadl, at San Diego, 10/20/68
14.12	Len Dawson, Dallas, 11/18/62
12.73	Jack Kemp, at Buffalo, 10/24/65
12.70	Jim Everett, New Orleans, 12/24/94
12.67	Tobin Rote, San Diego, 10/6/63
12.39	Ken Stabler, Oakland, 10/22/73

RUSHING

MOST CARRIES

36	Earl Campbell, Houston, 11/2/80
35	Corey Dillon, at Cincinnati, 11/1/98
33	Shaun Alexander, at Seattle, 10/14/01
31	Curtis Martin, N.Y. Jets, 10/3/99
30	Jermaine Fazande, vs. San Diego, 1/2/00
29	Priest Holmes, at Kansas City, 12/16/01
28	Napoleon Kaufman, at Oakland, 10/19/97
28	Neal Anderson, Chicago, 11/18/90
28	Billy Sims, Detroit, 10/11/81
27	Natrone Means, at San Diego, 11/19/95
27	Roger Craig, at L.A. Raiders, 9/8/91
27	Curt Warner, Seattle, 10/20/85
27	Abner Haynes, Dallas, 10/30/60

MOST RUSHING YARDS

*278	Corey Dillon, at Cincinnati, 10/22/00
227	Napoleon Kaufman, at Oakland, 10/19/97
192	Curt Warner at Seattle, 12/20/86
185	Billy Sims, Detroit, 10/11/81
183	Jermaine Fazande, San Diego, 1/2/00
183	Paul Lowe, at San Diego, 12/22/63
179	Walter Payton, at Chicago, 9/9/84
177	Don Calhoun, at New England, 11/28/76
173	Marcus Allen, at L.A. Raiders, 11/24/85
169	Mike Garrett, Kansas City, 12/17/67

* - NFL Record

BEST AVG. GAIN PER RUSH (MIN. 8 ATT.)

12.64	Corey Dillon, at Cincinnati, 10/22/00
12.50	Booker Russell, Oakland, 11/25/79

12.50	Abner Haynes, at Miami, 9/17/67
11.58	Ed Podolak, at Kansas City, 12/6/70
11.00	Dick Post, at San Diego, 10/20/68
10.76	Paul Lowe, at San Diego, 11/22/63
10.73	Billy Cannon, Houston, 11/5/61
10.33	Johnny Robinson, at Dallas, 11/13/60
10.11	Abner Haynes, at Kansas City, 11/1/64

LONGEST SCORING RUN

83	Napoleon Kaufman, at Oakland, 10/19/97
82	Joe Delaney, at Kansas City, 10/18/81
79	Ki-Jana Carter, Cincinnati, 9/21/97
77	Peter Warrick, at Cincinnati, 10/22/00
74	Rodney Thomas, at Houston, 11/26/95
72	Walter Payton, at Chicago, 9/9/84
69	Curtis Clinton, at Dallas, 12/9/62
66	Paul Lowe, at San Diego, 12/22/63
65	Corey Dillon, at Cincinnati, 10/22/00
65	Charlie Smith, at Oakland, 12/8/68
65	Abner Haynes, at Miami, 9/17/67
65	Elbert Dubenion, at Buffalo, 9/10/61
65	Ed Podolak, at Kansas City, 12/6/70

LONGEST NON-SCORING RUN

76	Walter Payton, Chicago, 10/16/78
76	Willmer Fowler, Buffalo, 11/27/60
72	Darren Nelson, at Minnesota, 10/26/87
72	Booker Russell, Oakland, 11/25/79
60	Ed Podolak, Kansas City, 10/4/70
59	Noland Smith, at Kansas City, 10/29/67
57	Napoleon Kaufman, at Oakland, 10/19/97
56	Reggie Brooks, Tampa Bay, 9/15/96
55	Ted Burgmeier, Kansas City, 12/10/78
54	Jermaine Fazande, San Diego, 1/2/00
54	Larry Carwell, at Houston, 10/1/67

MOST RUSHING TOUCHDOWNS

4	Curt Warner, at Seattle, 12/11/88
4	Eric Dickerson, at Indianapolis, 10/31/88
4	Chuck Muncie, at San Diego, 11/29/81

PASSING

MOST PASSES ATTEMPTED

60	Joe Namath, at N.Y. Jets, 12/3/67
56	Drew Bledsoe, at New England, 10/1/95
54	Joe Montana, Kansas City, 10/17/94
54	George Blanda, Houston, 10/17/65
53	Rich Gannon, Oakland, 11/13/00
53	Craig Whelihan, at San Diego, 11/29/98
52	Bill Kenney, Kansas City, 10/30/83
51	Craig Whelihan, at San Diego, 11/30/97
50	Jeff Kemp, Seattle, 9/15/91
50	Dave Krieg, at Seattle, 12/15/84
50	Joe Gilliam Pittsburgh, 9/22/74 (OT)

MOST PASSES COMPLETED

35	Rich Gannon, Oakland, 12/30/01
34	Joe Montana, Kansas City, 10/17/94
31	Dave Krieg, Seattle, 11/20/83
31	Joe Gilliam, Pittsburgh, 9/22/74 (OT)
30	Aaron Brooks, at New Orleans, 12/3/00
30	Rich Gannon, Oakland, 11/13/00
30	Craig Whelihan, at San Diego, 11/29/98
30	Dave Krieg, at Seattle, 12/15/84
30	Dave Krieg, Seattle, 11/25/84
29	Boomer Esiason, at N.Y. Jets, 9/5/93
29	Dan Fouts, at San Diego, 11/9/80

OPPONENT INDIVIDUAL RECORDS

MOST PASSES HAD INTERCEPTED

7	Ken Stabler, at Oakland, 10/16/77
6	Babe Parilli, Boston, 9/3/67
6	George Blanda, at Houston, 11/14/65
5	Craig Wheelihan, at San Diego, 11/29/98
5	Wade Wilson, at Minnesota, 10/26/87
5	Joe Namath, at N.Y. Jets, 10/13/68
5	George Blanda, Houston, 10/17/65
5	Babe Parilli, at Boston, 11/20/64
5	George Blanda, at Houston, 12/2/62
5	Tommy O'Connell, at Buffalo, 9/18/60

MOST YARDS PASSING

441	Aaron Brooks, at New Orleans, 12/3/00
441	Kurt Warner, at St. Louis, 9/4/00
435	Len Dawson, at Kansas City, 11/1/64
427	Cotton Davidson, at Oakland, 10/25/64
420	Dave Krieg, Seattle, 11/20/83
406	Dave Krieg, Seattle, 11/25/84
399	Joe Namath, N.Y. Jets, 9/24/67
396	Ken Anderson, at Cincinnati, 11/22/81
395	Steve DeBerg, Kansas City, 9/17/90
393	Joe Montana, Kansas City, 10/17/94

BEST COMPLETION PCT. (MIN. 10 ATT.)

.870	Bobby Hebert, at New Orleans, 11/20/88
.864	Dave Krieg, at Seattle, 12/11/88
.851	Jim Everett, New Orleans, 12/24/94
.813	Bob Berry, at Atlanta, 11/26/72
.800	Ken Stabler, Oakland, 10/17/76
.800	Len Dawson, Kansas City, 9/7/63
.789	Trent Dillfer, at Tampa Bay, 9/26/99
.783	Joe Theismann, Washington, 10/13/80
.778	Roger Staubach, Dallas, 12/2/73
.760	Chris Chandler, L.A. Rams, 11/6/94

MOST TOUCHDOWN PASSES

6	Len Dawson, at Kansas City, 11/1/64
5	John Hadl, San Diego, 12/1/68
5	George Blanda, Houston, 10/2/66
5	Cotton Davidson, at Oakland, 10/25/64
5	Tom Flores, at Oakland, 12/15/63
5	Johnny Green, N.Y. Jets, 11/22/63

LONGEST SCORING PASS PLAY

92	Len Dawson to Tom Brooker, vs. Dallas, 11/18/62
92	Jack Lee to Bill Groman, at Houston, 11/20/60
91	Jack Kemp to Keith Lincoln, vs. San Diego, 11/12/61
86	Steve Bartkowski to William Andrews, vs. Atlanta, 12/5/82
86	Pete Beathard to Jerry Levias, vs. Houston, 11/16/69
85	Tobin Rote to Lance Alworth, vs. San Diego, 10/6/63
83	Ryan Leaf to Jeff Graham, vs. San Diego, 11/19/00
81	Len Dawson to Frank Jackson, vs. Kansas City, 9/7/63
80	Dave Krieg to Daryl Turner, vs. Seattle, 11/25/84
80	Ken Stabler to Mike Siani, vs. Oakland, 10/22/73

LONGEST NON-SCORING PASS PLAY

90	Bubby Brister to Dwight Stone, Pittsburgh, 10/14/90
77	Tom Flores, to Art Powell, Oakland, 11/29/64
76	Warren Rabb to Cookie Gilchrist, Buffalo, 10/28/62
75	George Blanda to Bill Groman, Houston, 11/6/60
73	Dan Marino to Tony Nathan, Miami, 9/29/85
73	Pete Beathard to Frank Jackson, Kansas City, 10/10/65

RECEIVING

MOST RECEPTIONS

13	Andre Reed, at Buffalo, 9/18/89
12	Steve Largent, Seattle, 11/25/84
12	Ken Payne, Green Bay, 9/29/75
12	Ed Podolak, at Kansas City, 10/7/73
12	Art Powell, New York, 10/22/61
11	Terrell Fletcher, at San Diego, 11/29/98
11	Tim Brown, at L.A. Raiders, 1/2/94
11	Henry Ellard, L.A. Rams, 11/27/88
11	T. Christensen, at L.A. Raiders, 11/2/86
11	Lionel James, San Diego, 11/17/85
11	James Lofton, Green Bay, 10/15/84
11	Don McCauley, Baltimore, 11/27/77
11	Fred Willis, at Houston, 10/14/73
11	Charlie Hennigan, Houston, 9/27/64

MOST RECEIVING YARDS

213	Curtis McClinton, at Kansas City, 12/19/65
211	Lance Alworth, at San Diego, 9/11/65
206	Stephone Paige, Kansas City, 9/17/90
206	James Lofton, Green Bay, 10/15/84
200	Torrance Small, New Orleans, 12/24/94
198	Warren Wells, at Oakland, 10/11/70
191	Steve Largent, Seattle, 11/25/84
191	George Sauer, at N.Y. Jets 10/13/68
188	Charlie Hennigan, Houston, 9/27/64
182	Bill Groman, at Houston, 11/20/60

MOST RECEIVING TOUCHDOWNS

4	Lance Alworth, San Diego, 12/1/68
3	13 times (last by Lamar Thomas, at Miami, 12/21/98)

PUNTING

MOST PUNTS

11	Bob Parsons, at Chicago, 12/12/76
11	Dennis Partee, San Diego, 11/20/75
10	7 (last, Rohn Stark, at Baltimore, 9/11/83)

BEST PUNTING AVERAGE (MIN. 4 PUNTS)

57.40	Steve O'Neal, N.Y. Jets, 9/21/69
56.67	Darren Bennett, San Diego, 10/6/96
56.20	Rohn Stark, at Indianapolis, 10/13/85
55.80	Darren Bennett, San Diego, 11/11/01
55.20	Rick Tuten, Seattle, 12/1/96
55.13	Rodney Williams, N.Y. Giants, 9/10/01
54.71	Curley Johnson, N.Y. Jets, 10/3/65
54.40	Jerrel Wilson, at Kansas City, 12/19/65
53.33	Lee Johnson, at Cincinnati, 9/29/96
53.33	Ray Guy, Oakland, 9/6/81

OPPONENT INDIVIDUAL RECORDS

LONGEST PUNT

*98	Steve O'Neal, N.Y. Jets, 9/21/69
90	Rodney Williams, N.Y. Giants, 9/10/01
87	Bob Scarpitto, Boston, 9/29/68
80	Jim Miller, San Francisco, 9/19/82
73	Tom Tupa, vs. New England, 10/6/97
73	Brian Hansen, at Cleveland, 9/27/92
73	Dennis Partee, San Diego, 10/17/71
73	Curley Johnson, N.Y., 10/2/65
72	Mike Eischeid, Oakland, 11/10/68
72	Wayne Crow, Oakland, 11/1/60

* - NFL Record

PUNT RETURNS

MOST PUNT RETURNS

9	Rodger Bird, at Oakland, 9/10/67
7	Eric Metcalf, Washington, 11/18/01
7	Tamarick Vanover, vs. Kansas City, 12/5/99
7	Larry Anderson, at Baltimore, 9/11/83
7	Greg Pruitt, at L.A. Raiders, 12/26/82
6	Cliff Hicks, Atlanta, 10/16/88
6	Ira Matthews, at Oakland, 10/4/81
6	Eddie Brown, vs. L.A. Rams, 9/6/79
6	Tony Hill, at Dallas, 12/18/77
6	Jerry Levias, Houston, 11/16/69
6	Butch Byrd, at Buffalo, 11/19/67

MOST YARDS ON PUNT RETURNS

148	Rodger Bird, at Oakland, 9/10/67
137	Dick Christy, at New York, 9/24/61
131	Tamarick Vanover, vs. Kansas City, 12/5/99
129	Darrien Gordon, at Oakland, 10/10/99
127	Neal Colzie, Oakland, 11/2/75
123	Jitter Fields, at Kansas City, 10/18/87
106	Tom Casanova, at Cincinnati, 10/8/72
100	Reggie Swinton, at Dallas, 11/22/01
99	Mike Haynes, at New England, 11/28/76
94	Darrien Gordon, at San Diego, 12/5/93

LONGEST SCORING PUNT RETURN

88	Joey Galloway, at Seattle, 9/8/96
86	Az-Zahir Hakim, at St. Louis, 9/4/00
85	Jitter Fields, at Kansas City, 10/18/87
83	Eric Metcalf, at San Diego, 11/30/97
82	Bobby Jancik, at Houston, 12/20/64
80	Tamarick Vanover, vs. Kansas City, 12/5/99
75	Will Lewis, Seattle, 11/23/80
71	Willie Mitchell, at Kansas City, 12/19/65
70	Dick Christy, at N.Y. Titans, 9/24/61
66	Mel Gray, at New Orleans, 11/20/88

LONGEST NON-SCORING PUNT RETURN

78	Darrien Gordon, at Oakland, 10/10/99
72	Greg Pruitt, at Cleveland, 10/27/74
64	Neal Colzie, Oakland, 11/2/75
64	Emmitt Thomas, at Kansas City, 10/8/66
63	Dick Christy, N.Y. Titans, 10/22/61
60	Ed Podolak, Kansas City, 10/4/70
59	Noland Smith, at Kansas City, 10/29/67
55	Ted Bergmeier, Kansas City, 12/10/78
54	Larry Carwell, at Houston, 10/1/67
53	Rodger Bird, at Oakland, 9/10/67

KICKOFF RETURNS

MOST KICKOFF RETURNS

8	Tony Horne, at St. Louis, 9/4/00
7	MarTay Jenkins, at Arizona, 9/23/01
7	Charlie Rogers, at Seattle, 11/26/00
7	Tremain Mack, at Cincinnati, 11/1/98
7	Kenny Bynum, at San Diego, 11/30/97
7	Mel Gray, at Houston, 11/26/95
6	15 times (last Dante Hall, at K.C., 12/16/01)

MOST YARDS ON KICKOFF RETURNS

212	Tremain Mack, at Cincinnati, 11/1/98
206	Reggie Barlow, vs. Jacksonville, 10/25/98
199	Tamarick Vanover, at Kansas City, 11/16/97
188	Brian Mitchell, Washington, 9/17/95
175	Andre Coleman, San Diego, 11/19/95
173	MarTay Jenkins, at Arizona, 9/23/01
170	Derrick Cullors, vs. New England, 9/7/98
166	Michael Bates, vs. Carolina, 11/9/97
164	Dave Grayson, Kansas City, 10/11/64
163	Tamarick Vanover, Kansas City, 10/27/96

LONGEST SCORING KICKOFF RETURN

106	Noland Smith, Kansas City, 12/17/67
100	Darrick Vaughn, vs. Atlanta, 9/10/00
99	Dave Grayson, Kansas City, 9/7/63
97	Tamarick Vanover, Kansas City, 10/27/96
91	Andre Coleman, San Diego, 11/19/95
90	Ronny Jenkins, at San Diego, 10/21/01
88	Leon Burton, at New York, 9/23/60
85	James Owens, at San Francisco, 11/18/79
84	Cullen Bryant, L.A. Rams, 9/15/74

LONGEST NON-SCORING KICKOFF RETURN

91	Reggie Barlow, vs. Jacksonville, 10/25/98
80	Dave Grayson, Kansas City, 10/11/64
77	Tamarick Vanover, at Kansas City, 11/16/97
74	Reggie Jones, San Diego, 11/11/01
70	Ron Smith, at San Diego, 12/9/73
68	Derrick Cullors, New England, 9/7/98
68	Robert Brooks, at Green Bay, 10/10/93
68	A. Hancock, Kansas City, 12/19/82
64	Lawrence Williams, Kansas City, 12/5/76
64	Willie West, N.Y. Jets, 11/15/64

INTERCEPTIONS

MOST INTERCEPTIONS

3	Mark Kelso, at Buffalo, 12/12/92
3	Ross Brupbacher, at Chicago, 12/12/76
3	Charlie Phillips, at Oakland, 12/8/75
3	Chris Fletcher, San Diego, 11/30/75
3	Joe Beauchamp, at San Diego, 9/24/72
3	Ken Ellis, at Green Bay, 9/26/71
3	Johnny Robinson, at Kansas City, 12/6/70
3	Charley Warner, Buffalo, 9/19/65
3	Bobby Ply, at Dallas, 12/9/62
3	Jim Norton, at Houston, 12/2/62

MOST YARDS ON INTERCEPTION RETURNS

134	T. McDaniel, at L.A. Raiders, 11/22/92
103	Vencie Glenn, at San Diego, 11/29/87
99	Stanley Richard vs. San Diego, 9/4/94
99	Bobby Hunt, at Kansas City, 12/8/63
95	Joe Beauchamp, at San Diego, 9/24/72
94	Eric Turner, at Oakland, 9/20/98
88	Glen Edwards, San Diego, 9/21/80
87	Ron Hall, Boston, 9/18/66
86	Greg Townsend, at Raiders, 12/4/88
80	Coy Bacon, San Diego, 11/11/73
80	Don Webb, Boston, 12/3/61

OPPONENT INDIVIDUAL / TEAM RECORDS

LONGEST SCORING INTERCEPTION RETURN

103	Vencie Glenn, at San Diego, 11/29/87
99	Stanley Richard vs. San Diego, 9/4/94
94	Eric Turner, at Oakland, 9/20/98
86	G. Townsend, at L.A. Raiders, 12/4/88
80	Coy Bacon, San Diego, 11/11/73
78	George Martin, at N.Y. Giants, 11/23/86
75	Scott Turner, vs. San Diego, 11/19/00
69	Gary Fencik, at Chicago, 12/20/81
68	Glen Edwards, San Diego, 9/21/80
68	Aaron Brown, Kansas City, 10/3/71
68	Gus Otto, Oakland, 11/21/65

LONGEST NON-SCORING INTERCEPTION RETURN

87	Ron Hall, Boston, 9/18/66
69	Robert Blackmon, at Seattle, 11/30/92
69	Doug Hart, at Green Bay, 9/26/71
67	T. McDaniel, at L.A. Raiders, 11/22/92 (1)
67	T. McDaniel, at L.A. Raiders, 11/22/92 (2)
66	Ken Riley, at Cincinnati, 10/19/69
66	Bobby Hunt, at Kansas City, 12/8/63
62	Lester Hayes, at Oakland, 12/1/80
62	Jim Norton, at Houston, 12/20/64
61	Tim Gray, at Kansas City, 9/24/78
61	Bob Suci, at Boston, 10/18/63

SCORING

MOST TOUCHDOWNS

4	Curt Warner, at Seattle, 12/11/88
4	Eric Dickerson, at Indianapolis, 10/31/88
4	Chuck Muncie, at San Diego, 11/29/81
4	Lance Alworth, San Diego, 12/1/68
4	Bert Coan, Kansas City, 10/23/66
4	Frank Jackson, at Dallas, 12/10/62
3	18 (last, Lamar Thomas, at Miami, 12/21/98)

MOST FIELD GOALS

6	Gary Anderson, at Pittsburgh, 10/23/88
6	Gino Cappelletti, Boston, 10/4/64
5	Mike Vanderjagt, at Indianapolis, 1/6/02
5	Jeff Jaeger, at L.A. Raiders, 12/11/94
5	John Carney, at San Diego, 10/23/94
5	Nick Lowery, at Kansas City, 9/20/93
5	Don Cockroft, Cleveland, 10/19/75
5	Bruce Gossett, S.F., 9/23/73
4	18 (last, Todd Peterson, at K.C., 12/16/01)

LONGEST FIELD GOAL

58	Steve Cox, Cleveland, 12/4/83
57	Don Cockroft, Cleveland, 10/29/72
55	Steve Christie, at Buffalo, 10/26/97
55	Dean Biasucci, Indianapolis, 10/15/89
55	Raul Allegre, Baltimore, 12/11/83
55	Jan Stenerud, Kansas City, 10/4/70
54	Richie Cunningham, vs. Dallas, 9/13/98
54	Pete Stoyanovich, at Kansas City, 11/16/97
54	Jan Stenerud, Kansas City, 10/5/69
54	George Fleming, at Oakland, 10/1/61

MOST POINTS SCORED

24	Curt Warner, at Seattle, 12/11/88
24	Eric Dickerson, at Indianapolis, 10/31/88
24	Chuck Muncie, at San Diego, 11/29/81
24	Lance Alworth, San Diego, 12/1/68
24	Bert Coan, Kansas City, 10/23/66
24	Frank Jackson, at Dallas, 12/10/61
22	Gino Cappelletti, at Boston, 10/18/63
21	Gino Cappelletti, Boston, 10/4/64
18	11 (last, Lamar Thomas, at Miami, 12/21/98)

OPPONENT TEAM RECORDS

SCORING

MOST POINTS SCORED

59	vs. Kansas City, 9/7/63
58	at San Diego, 12/22/63
56	vs. Kansas City, 10/23/66
55	at Indianapolis, 10/31/88
55	at San Diego, 10/20/68
55	vs. Houston, 11/5/61
52	at Kansas City, 10/29/67
52	at Kansas City, 12/8/63
51	at Oakland, 9/10/67

TOTAL OFFENSE

MOST TOTAL PLAYS

93	vs. Pittsburgh, 9/22/74
92	vs. Cincinnati, 9/2/84
87	at Baltimore, 11/10/74
87	at Oakland, 10/16/77
85	at Oakland, 12/17/60
84	at Kansas City, 10/24/76
84	vs. Houston, 10/13/63
83	vs. San Diego, 9/12/93
83	at Seattle, 10/29/89 (OT)
83	at Buffalo, 12/2/79

MOST YARDS OF TOTAL OFFENSE

Season	
5,907	1994
5,687	1984
5,609	1983
5,544	2000
5,471	1988
5,345	1990
5,242	1980
5,201	1967
5,193	1995
5,179	1985

Game

634	at Oakland, 10/25/64
614	vs. Kansas City, 10/23/68
582	vs. Houston, 11/5/61
581	at San Diego, 10/20/66
571	at Cincinnati, 11/22/81
536	at Seattle, 12/20/86
532	at Oakland, 12/17/60
530	at Pittsburgh, 10/22/79
520	at Kansas City, 11/1/64

BEST AVERAGE GAIN PER PLAY

Game

10.30	vs. San Diego, 10/6/63
10.02	at San Diego, 10/20/68
9.74	vs. Kansas City, 10/23/66
9.33	at St. Louis, 9/4/00
8.79	at Seattle, 12/20/86
8.34	at Oakland, 10/25/64
8.20	vs. Houston, 11/5/61
8.19	vs. Cincinnati, 11/30/86
8.13	vs. Houston, 11/6/60

OPPONENT TEAM RECORDS

FEWEST YARDS OF TOTAL OFFENSE

Season

3,169	1982*
3,705	1970
3,735	1976
3,774	1977
3,819	1971
3,851	1972
4,006	1975
4,235	1973
4,297	1965
4,391	1974
4,418	1961

* (players' strike; nine-game season)

Game

60	at Cleveland, 10/24/71
66	vs. Chicago, 12/5/71
70	vs. San Diego, 11/2/69
92	vs. New England, 11/11/79
101	at Phoenix, 12/16/89
110	at Boston, 11/6/66
121	vs. Kansas City, 10/4/70
123	vs. San Diego, 11/30/71
123	at Philadelphia, 10/31/71
128	vs. Indianapolis, 10/15/89
128	at San Diego, 11/14/76

RUSHING

MOST RUSHES

Season

554	1980
552	1988
549	1978
541	1960
526	1975
509	1983
502	1979
495	1976
489	1992
487	1974

Game

62	at New England, 11/28/76
58	at Buffalo, 11/8/87
52	vs. Chicago, 9/30/73
50	at Chicago, 9/9/84
50	vs. Dallas, 10/8/61
49	at Kansas City, 12/7/80
49	vs. Buffalo, 11/27/60
48	at Oakland, 12/17/60
47	7 times (last at Pittsburgh, 10/23/88)

MOST YARDS RUSHING

Season

2,538	1988
2,144	1960
2,117	1980
2,076	1967
2,072	1964
2,029	1966
2,017	1987
1,992	1981
1,979	1978
1,974	1975

Game

407	at Cincinnati, 10/22/00
380	vs. Kansas City, 10/23/66
332	at New England, 11/28/76
302	at Chicago, 9/9/84
298	at Seattle, 12/20/86
272	at San Diego, 10/18/64
271	at Dallas, 11/13/60
270	at San Diego, 12/22/63

BEST AVERAGE GAIN PER RUSH

Season

4.95	1964
4.73	1997
4.68	1967
4.65	2000
4.60	1988
4.60	1966
4.44	1987
4.36	1991
4.31	1971
4.30	1990

Game

11.00	at Cincinnati, 10/22/00
9.27	vs. Kansas City, 10/23/66
8.55	at San Diego, 12/22/63
8.05	at Seattle, 12/20/86
7.95	vs. New York Jets, 11/8/92
7.81	at Minnesota, 9/29/91
7.80	vs. Cincinnati, 9/21/97
7.59	at Oakland, 10/19/97
7.21	at Kansas City, 11/1/64
7.13	at Dallas, 11/13/60

PASSING

MOST PASS ATTEMPTS

Season

632	1984
596	1998
574	2000
568	1994
566	1996
562	1993
552	1983
547	1985
545	1986
529	1995

Game

62	at New York Jets, 12/3/63
59	at New England, 10/8/95
56	vs. Houston, 10/17/65
55	vs. San Diego, 9/12/93
54	vs. Kansas City, 10/17/94
54	vs. Kansas City, 11/16/86
53	vs. Oakland, 11/13/00
53	at San Diego, 11/29/98
52	vs. Kansas City, 10/30/83
52	vs. Buffalo, 9/19/65

MOST COMPLETIONS

Season

346	1984
345	1998
322	1994
314	1993

OPPONENT TEAM RECORDS

MOST COMPLETIONS, CONT.

Season, cont.

310	2000
308	2001
307	1983
302	1996
301	1986
297	1995

Game

35	vs. Oakland, 12/30/01
34	vs. Kansas City, 10/17/94
31	vs. San Diego, 9/12/93
31	vs. Seattle, 11/20/83
31	vs. Pittsburgh, 9/22/74 (OT)
30	at New Orleans, 12/3/00
30	vs. Oakland, 11/13/00
30	at San Diego, 11/29/98
30	at Seattle, 12/15/84
30	vs. Seattle, 11/25/84

MOST NET PASSING YARDS

Season

4,155	1994
4,023	1984
3,983	1998
3,946	2000
3,731	1993
3,671	1983
3,382	1990
3,298	1995
3,296	1986
3,282	2001

Game

433	at St. Louis, 9/4/00
427	at Oakland, 10/25/64
425	at New Orleans, 12/3/00
406	vs. Seattle, 11/25/84
399	vs. New York Jets, 9/24/67
395	vs. Kansas City, 9/17/90
393	vs. Kansas City, 10/17/94
387	at San Diego, 11/29/81
387	at San Diego, 10/20/68
386	at San Francisco, 12/17/94

BEST COMPLETION PERCENTAGE

Season

.601	1980
.598	2001
.593	1990
.580	1999
.580	1992
.579	1998
.578	1979
.572	1987
.567	1994
.562	1978

Game

.870	at New Orleans, 11/20/88
.864	at Seattle, 12/11/88
.813	at Atlanta, 11/26/72
.810	at Kansas City, 12/16/01
.800	vs. New Orleans, 12/24/94
.800	vs. Oakland, 10/17/76
.783	vs. Washington, 10/13/80
.789	at Tampa Bay, 9/26/99
.778	at Pittsburgh, 10/22/79
.778	at Houston, 10/14/73
.759	at L.A. Rams, 11/16/94

MOST TOUCHDOWN PASSES

Season

40	1963
30	1961
29	1964
28	1998
28	1994
27	1967
26	2000
26	1966
25	1968
25	1960

Game

6	at San Francisco, 12/17/94
6	vs. L.A. Raiders, 9/18/94
6	at Kansas City, 11/1/64
5	9 times (last by John Hadl, vs. San Diego, 12/1/68)

FIRST DOWNS

MOST FIRST DOWNS

Season

322	1995
321	1983
316	1988
311	1984
306	1990
303	1994
303	1980
294	2000
292	2001
291	1986

Game

33	vs. Pittsburgh, 9/22/74 (OT)
29	at Buffalo, 9/18/89
29	vs. Cincinnati, 9/2/84
29	vs. Seattle, 10/20/83
29	vs. Kansas City, 10/24/76
29	at Oakland, 10/25/64
29	at Oakland, 12/17/60
28	vs. L.A. Rams, 11/27/88
28	at New Orleans, 11/20/88
28	at Buffalo, 9/28/69
28	at Houston, 9/3/66

MOST FIRST DOWNS RUSHING

Season

140	1988
125	1980
121	1975
119	1983
115	1967
114	1995
112	1960
110	1990
109	1974
106	1978

Game

21	at New England, 11/28/76
16	at Seattle, 12/11/88
16	at Indianapolis, 10/31/88
16	at Kansas City, 12/7/80
16	vs. Pittsburgh, 9/22/74 (OT)
16	vs. Houston, 11/12/67
15	7 times (last at Kansas City, 12/17/00)

OPPONENT TEAM RECORDS

MOST FIRST DOWNS PASSING

Season

217	1968
206	1984
189	2000
186	1995
185	1983
183	1998
182	1994
181	1993
181	1990
177	1986

Game

22	at San Diego, 11/28/82
21	vs. Oakland, 12/30/01
21	vs. Kansas City, 10/17/94
21	vs. L.A. Rams, 11/27/88
21	vs. Seattle, 11/20/83
21	vs. San Diego, 12/1/68
20	at Seattle, 12/15/84
20	vs. Green Bay, 10/15/84
19	7 (last vs. San Diego, 9/5/93)

MOST FIRST DOWNS BY PENALTY

Season

30	2001
30	1997
30	1969
29	1996
28	1976
28	1966
27	1979
26	1987
26	1972
25	2000, 1999, 1978, 1971

Game

7	at San Diego, 11/30/97
6	at Buffalo, 10/26/97 (OT)
6	vs. Cincinnati, 9/21/97
6	vs. Oakland, 12/15/96
6	at Oakland, 11/9/69
6	vs. Miami, 12/4/66
5	10 times (last vs. New England, 10/28/01)

PUNTING

MOST PUNTS

Season

95	1977
94	1997
94	1985
92	1999
91	1976
89	1970
88	1998
87	1981
87	1979

Game

11	at Chicago, 12/12/76
11	vs. San Diego, 11/30/75
10	at Baltimore, 9/11/83
10	at Buffalo, 9/25/77
10	at Buffalo, 9/20/70
10	vs. San Diego, 11/2/69
10	vs. Cincinnati, 10/6/68
10	vs. Oakland, 11/20/66

BEST PUNTING AVERAGE (MIN. 4 ATT.)

Season

47.0	2001
46.1	1996

45.8	1965
45.7	1971
45.2	1972
44.9	1970
44.5	1991
44.2	1983
43.9	1988
43.8	2000

Game (min. 4 punts)

57.40	vs. New York Jets, 9/21/69
56.67	vs. San Diego, 10/6/96
56.20	at Indianapolis, 10/13/85
55.20	vs. Seattle, 12/1/96
54.71	vs. New York Jets, 10/3/65
54.40	at Kansas City, 12/19/65
53.33	at Cincinnati, 9/29/96
53.33	vs. Oakland, 9/6/81
53.00	at Washington, 9/27/98
52.75	at Seattle, 9/8/96

PUNT RETURNS

MOST PUNT RETURNS

Season

61	1967
56	1970
55	1983
54	1977
52	1980
52	1979
48	2001
47	1978
46	1981
46	1968

Game

9	at Oakland, 9/10/67
8	at Buffalo, 11/19/67
7	vs. Washington, 11/18/01
7	vs. Kansas City, 12/5/99
7	at Chicago, 9/9/84
7	at Baltimore, 9/11/83
7	at Los Angeles Raiders, 12/26/82
7	at San Diego, 11/14/76
7	at Cincinnati, 9/12/76
7	vs. Houston, 11/16/69

MOST YARDS ON PUNT RETURNS

Season

726	1967
600	1999
545	1964
534	1975
529	1974
524	1983
517	2001
508	1961
480	1979
468	1971

Game

143	at Oakland, 9/10/67
142	at New York Titans, 9/24/61
134	at Cleveland, 10/27/74
134	at Cincinnati, 10/8/72
131	vs. Kansas City, 12/5/99
129	at Oakland, 10/10/99
123	at Kansas City, 10/18/87
118	at Kansas City, 12/19/65
101	at New England, 11/28/76
100	at Dallas, 11/22/01
94	at San Diego, 12/5/93

OPPONENT TEAM RECORDS

KICKOFF RETURNS

MOST KICKOFF RETURNS

Season

90	2000
89	1998
89	1997
77	1995
76	1996
72	1989
70	1999
70	1994
69	2001
69	1990

Game

9	vs. Cleveland, 10/15/00
9	at San Diego, 12/9/73
9	at Houston, 10/14/73
8	eight times; last at New England, 10/1/95

MOST YARDS ON KICKOFF RETURNS

Season

2,006	1998
1,934	2000
1,827	1997
1,671	1995
1,602	1996
1,526	2001
1,457	1999
1,396	1994
1,369	1974
1,346	1985

Game

257	vs. Atlanta, 9/10/00
238	at Kansas City, 10/8/66
223	vs. Jacksonville, 10/25/98
215	at Houston, 9/3/66
214	vs. Kansas City, 10/11/64
212	at Cincinnati, 11/1/98
202	vs. Kansas City, 10/23/66
201	vs. LA Raiders, 9/7/86
200	vs. Kansas City, 10/27/96
199	at Kansas City, 11/16/97

FUMBLES

MOST FUMBLES

Season

46	1983
44	1984
43	1989
40	1963
37	1975
36	1990, 1981, 1970
35	1987, 1989

Game

7	vs. Green Bay, 10/15/84
7	vs. Seattle, 11/20/83
7	at Oakland, 10/4/81
7	vs. Buffalo, 12/13/64
7	vs. Cincinnati, 11/30/86
6	8 (last vs. Washington, 11/18/01)

MOST FUMBLES LOST TO DENVER

Season

24	1984
23	1981
22	1989
21	1964

20	1983
20	1971
20	1963
19	1987, 1979, 1962

Game

6	at Buffalo, 12/2/79
5	vs. Seattle, 12/13/81
5	at Boston, 11/6/66
5	vs. Buffalo, 12/13/64
5	at Oakland, 10/14/62
4	11 (last at L.A. Raiders, 10/28/84)

PENALTIES

MOST PENALTIES

Season

138	1983
134	1994
130	1997
128	1993
126	1986
119	1996
118	1979
116	1988
114	1999
114	1978

Game

20	vs. Oakland, 12/15/96
16	vs. Baltimore, 12/11/83
16	vs. Chicago, 9/26/78
15	vs. Houston, 10/6/85
14	vs. Kansas City, 12/4/94
14	at San Francisco, 10/9/88
14	vs. San Diego, 10/23/83
13	7 times (last at Kansas City, 11/16/98)

MOST PENALTY YARDS

Season

1,118	1997
1,096	1983
1,034	1986
1,033	1979
1,031	1994
1,019	1993
1,016	1999
966	1988
953	1985
949	1981

Game

188	vs. Houston, 10/6/85
157	vs. Oakland, 12/15/96
147	vs. Chicago, 10/16/78
145	at Seattle, 12/8/79
140	at Houston, 10/26/69
137	at Kansas City, 11/16/98
134	at Seattle, 9/7/97
132	vs. Chicago, 9/30/73
124	vs. New York, 9/21/69
123	vs. Cincinnati, 9/21/97

FEWEST YARDS PENALIZED

0	at Miami, 12/21/98
0	at Oakland, 12/19/71
4	at Miami, 12/20/75
5	at Kansas City, 12/7/86
5	vs. Kansas City, 12/14/85
5	at Houston, 9/3/66
5	vs. Boston, 11/11/62
6	vs. San Diego, 12/1/69

POSTSEASON INDIVIDUAL RECORDS — SERVICE / OFFENSE

SERVICE

MOST POSTSEASON GAMES

22	John Elway
17	Tyrone Braxton
14	Steve Atwater
14	Ken Lanier
14	Karl Mecklenburg
13	Dennis Smith
12	Simon Fletcher
12	Greg Kragen
12	Randy Robbins
11	Keith Bishop
11	Rick Dennison
11	Mike Horan
11	Clarence Kay
11	Gary Kubiak
11	Steve Sewell
11	Shannon Sharpe
11	Sammy Winder

MOST POSTSEASON STARTS

21	John Elway
14	Steve Atwater
13	Tyrone Braxton
13	Ken Lanier
13	Karl Mecklenburg
13	Dennis Smith
12	Greg Kragen
11	Keith Bishop
11	Shannon Sharpe
10	Steve Foley
10	Tom Jackson
10	Louis Wright

TOTAL OFFENSE

MOST TOTAL PLAYS

Career

752	John Elway
223	Terrell Davis
144	Sammy Winder
80	Craig Morton

Game

52	Elway at L.A. Raiders, 1/9/94
43	Elway vs. Jacksonville, 1/4/97
43	Elway vs. N.Y. Giants, 1/25/87
42	Elway at Cleveland, 1/11/87
41	Elway vs. Cleveland, 1/14/90
41	Elway vs. Washington, 1/31/88
41	Elway vs. Pittsburgh, 12/30/84

MOST YARDS TOTAL OFFENSE

(COMBINED RUSHING AND PASSING YARDS)

Career

5,425	John Elway
1,140	Terrell Davis
605	Craig Morton
461	Sammy Winder
231	Gary Kubiak

Game

424	Elway vs. Cleveland, 1/14/90
338	Elway vs. Atlanta, 1/31/99
331	Elway vs. N.Y. Giants, 1/25/87
325	Elway vs. L.A. Raiders, 1/9/94

317	Elway vs. Cleveland, 1/17/88
300	Elway at Cleveland, 1/11/87
296	Elway vs. Houston, 1/4/92
289	Elway vs. Washington, 1/31/88
283	Elway vs. Pittsburgh, 1/7/90

BEST AVERAGE GAIN PER PLAY

Career

9.63	Gary Kubiak
7.56	Craig Morton
7.21	John Elway
6.89	Steve DeBerg

Game (min. 20 attempts)

10.56	John Elway vs. Atlanta, 1/31/99
10.34	John Elway vs. Cleveland, 1/14/90
10.00	Craig Morton vs. Oakland, 1/1/78
9.21	John Elway vs. Houston, 1/10/88
8.92	John Elway vs. Jacksonville, 12/27/97
8.57	John Elway vs. Cleveland, 1/17/88
8.45	John Elway at Kansas City, 1/4/98
8.05	Norris Weese at Pittsburgh, 12/30/78

RUSHING

MOST RUSHES

Career

204	Terrell Davis
144	Sammy Winder
94	John Elway
38	Bobby Humphrey
36	Gaston Green

Game

32	Davis vs. New York Jets, 1/17/99
31	Davis vs. Jacksonville, 12/27/97
30	Davis vs. Green Bay, 1/25/98
26	Winder at Cleveland, 1/11/87
26	Davis at Pittsburgh, 1/11/98
25	Davis vs. Atlanta, 1/31/99
25	Davis at Kansas City, 1/4/98
21	Davis vs. Miami, 1/9/99
21	Winder vs. Cleveland, 1/14/90
20	Winder vs. Cleveland, 1/17/88

MOST RUSHING YARDS

Career

1,140	Terrell Davis
461	John Elway
461	Sammy Winder
169	Bobby Humphrey
152	Derek Loville
138	Gene Lang

Game

199	Davis vs. Miami, 1/9/99
184	Davis vs. Jacksonville, 12/27/97
167	Davis vs. New York Jets, 1/17/99
157	Davis vs. Green Bay, 1/25/98
139	Davis at Pittsburgh, 1/11/98
103	Loville vs. Jacksonville, 12/27/97
102	Davis vs. Atlanta, 1/31/99
102	Winder vs. New England, 1/4/87
101	Davis at Kansas City, 1/4/98
91	Davis vs. Jacksonville, 1/4/97

POSTSEASON INDIVIDUAL RECORDS — OFFENSE

BEST AVERAGE GAIN PER RUSH

Career (min. 10 attempts)

6.1	Derek Loville
5.6	Terrell Davis
4.9	John Elway
4.8	Gene Lang
4.4	Bobby Humphrey
4.2	Otis Armstrong

Game (min. 10 attempts)

9.5	Davis vs. Miami, 1/9/99 (21-199)
9.4	Loville vs. Jacksonville, 12/27/97
6.5	Davis vs. Jacksonville, 1/4/97
5.9	Davis vs. Jacksonville, 12/27/97
5.4	Winder vs. New England, 1/4/87
5.3	Davis at Pittsburgh, 1/11/98
5.2	Davis vs. New York Jets, 1/17/99
5.2	Davis vs. Green Bay, 1/25/98
5.1	Humphrey vs. San Francisco, 1/28/90

MOST RUSHING TOUCHDOWNS

Career

12	Terrell Davis
6	John Elway
3	Derek Loville
2	G. Lewis, M. Bratton, H. Griffith, G. Lang, R. Lytle

Game

3	Terrell Davis, vs. Green Bay (1/25/98)
2	Howard Griffith, vs. Atlanta (1/31/99)
2	Terrell Davis, vs. Miami (1/9/99)
2	Terrell Davis, at Kansas City (1/4/98)
2	Terrell Davis, vs. Jacksonville (12/27/97)
2	Derek Loville, vs. Jacksonville (12/27/97)
2	Melvin Bratton, vs. Pittsburgh (1/7/90)
2	Greg Lewis, vs. Houston (1/4/92)

LONGEST RUN FROM SCRIMMAGE

62	Davis vs. Miami, 1/9/99
59	Davis vs. Jacksonville, 12/27/97
47	Davis vs. Jacksonville, 1/4/97
44	Loville vs. Jacksonville, 12/27/97
43	Davis at Pittsburgh, 1/11/98
42	Lang vs. Cleveland, 1/17/88
41	Davis at Kansas City, 1/4/98
35	Winder at Seattle, 12/24/83
34	Humphrey vs. San Francisco, 1/28/90
34	Elway at Cleveland, 1/11/87

PASSING

MOST PASS ATTEMPTS

Career

651	John Elway
80	Craig Morton
28	Gus Frerotte
26	Norris Weese
19	Steve DeBerg
19	Gary Kubiak

Game

47	Elway at L.A. Raiders, 1/9/94
38	Elway vs. Jacksonville, 1/4/97
38	Elway vs. Washington, 1/31/88
38	Elway at Cleveland, 1/11/87
37	Elway vs. N.Y. Giants, 1/25/87
37	Elway vs. Pittsburgh, 12/30/84

36	Elway vs. Cleveland, 1/14/90
34	Elway vs. New York Jets, 1/17/99

MOST COMPLETIONS

Career

355	John Elway
42	Craig Morton
16	Gary Kubiak
14	Steve DeBerg

Game

29	Elway at L.A. Raiders, 1/9/94
25	Elway vs. Jacksonville, 1/4/97
22	Elway vs. N.Y. Giants, 1/25/87
22	Elway at Cleveland, 1/11/87
20	Elway vs. Cleveland, 1/14/90
19	Elway vs. Hou., 1/4/92 & at Pitt., 12/30/94

BEST COMPLETION PERCENTAGE

Career (min. 15 attempts)

.842	Gary Kubiak
.737	Steve DeBerg
.545	John Elway
.525	Craig Morton

Game (min. 10 attempts)

.917	Kubiak at Buffalo, 1/12/92 (11-12)
.737	DeBerg at Seattle, 12/24/83 (14-19)
.667	Elway vs. Jacksonville, 12/27/97 (16-24)
.667	Elway at Seattle, 12/24/83 (10-15)
.658	Elway vs. Jacksonville, 1/4/97 (25-38)
.621	Elway vs. Atlanta, 1/31/99 (18-29)
.617	Elway at L.A. Raiders, (1/9/94) (29-47)
.600	Elway vs. Pittsburgh, 1/7/90 (12-20)
.595	Elway vs. N.Y. Giants, 1/25/87 (22-37)

MOST PASSING YARDS

Career

4,964	John Elway
605	Craig Morton
212	Gary Kubiak
140	Norris Weese

Game

385	Elway vs. Cleveland, 1/14/90
336	Elway vs. Atlanta, 1/31/99
304	Elway vs. N.Y. Giants, 1/25/87
302	Elway at L.A. Raiders, 1/9/94
281	Elway vs. Cleveland, 1/17/88
259	Elway vs. Houston, 1/10/88
257	Elway vs. Houston, 1/4/92
257	Elway vs. Washington, 1/31/88
257	Elway vs. New England, 1/4/87

MOST TOUCHDOWN PASSES THROWN

Career

27	John Elway
5	Craig Morton
1	Gus Frerotte
1	Steve DeBerg

Game

3	Elway at L.A. Raiders, 1/9/94
3	Elway vs. Cleveland, 1/14/90
3	Elway vs. Cleveland, 1/17/88
2	Elway at Pittsburgh, 1/11/98
2	Elway vs. Jacksonville, 1/4/97
2	Elway vs. Houston, 1/10/88
2	Elway vs. Pittsburgh, 12/30/84

POSTSEASON INDIVIDUAL RECORDS — OFFENSE

2	Morton vs. Oakland, 1/1/78
2	Morton vs. Pittsburgh, 12/24/77

MOST INTERCEPTIONS THROWN

Career

21	John Elway
6	Craig Morton
1	Steve DeBerg

Game

4	Morton vs. Dallas, 1/15/78
3	Elway vs. Washington, 1/31/88
2	Elway vs. San Francisco, 1/28/90
2	Elway vs. New England, 1/4/87
2	Elway vs. Pittsburgh, 12/30/84
1	15 times (last by Frerotte at Balt., 12/31/00)

BEST INTERCEPTION AVOIDANCE PCT.

Career (min. 15 attempts)

.000	Gary Kubiak
.000	Norris Weese
.032	John Elway
.053	Steve DeBerg

BEST AVERAGE GAIN PER ATTEMPT

Career (min. 15 attempts)

11.16	Gary Kubiak
7.63	John Elway
7.56	Craig Morton
6.89	Steve DeBerg
5.38	Norris Weese

BEST AVERAGE GAIN PER COMPLETION

Career (min. 15 attempts)

14.07	Craig Morton
13.98	John Elway
13.25	Gary Kubiak
11.67	Norris Weese

HIGHEST POSTSEASON PASSER RATING

Career (min. 20 attempts)

87.8	Steve DeBerg
79.7	John Elway
67.1	Craig Morton
63.0	Norris Weese

LONGEST POSTSEASON PASS PLAYS

80t	Elway to R. Smith, vs. Atlanta, 1/31/99
80t	Elway to Jackson, vs. Cleveland, 1/17/88
74t	Morton to Moses, vs. Oakland, 1/1/78
70t	Elway to Young, vs. Cleveland, 1/14/90
56t	Elway to Nattiel, vs. Washington, 1/31/88
55	Elway to Johnson, vs. Houston, 1/10/88
54	Elway to Johnson, vs. N.Y. Giants, 1/25/87
53	Elway to Young, vs. Cleveland, 1/14/90
52	Willhite to Watson, vs. Pittsburgh, 12/30/84
51	Elway to Jackson, vs. Pittsburgh, 1/7/90

RECEIVING

MOST RECEPTIONS

Career

42	Shannon Sharpe
40	Vance Johnson
36	Ed McCaffrey
31	Steve Sewell
27	Rod Smith
21	Mark Jackson, Steve Watson
20	Sammy Winder
19	Terrell Davis

Game

13	Sharpe at L.A. Raiders, 1/9/94
11	Watson vs. Pittsburgh, 12/30/84
8	McCaffrey at Baltimore, 12/31/00
7	Davis vs. Jacksonville, 1/4/97
7	Johnson at Buffalo, 1/12/92
7	Sewell at Buffalo, 1/12/92
7	Johnson vs. Cleveland, 1/14/90
7	Myles at Seattle, 12/24/83
6	Smith, R., at Pittsburgh, 1/11/98

MOST RECEIVING YARDS

Career

715	Vance Johnson
538	Rod Smith
490	Ed McCaffrey
474	Shannon Sharpe
426	Mark Jackson
375	Steve Sewell
358	Steve Watson
314	Haven Moses
255	Michael Young
251	Ricky Nattiel

Game

177	Watson vs. Pittsburgh, 12/30/84
168	Moses vs. Oakland, 1/1/78
156	Sharpe at L.A. Raiders, 1/9/94
152	R. Smith vs. Atlanta, 1/31/99
134	Jackson vs. Cleveland, 1/17/88
123	Young vs. Cleveland, 1/14/90
121	Johnson vs. NY Giants, 1/25/87
111	Jackson vs. Pittsburgh, 1/7/90
105	Johnson vs. Houston, 1/10/88
100	Johnson at Buffalo, 1/12/92

HIGHEST AVERAGE GAIN PER RECEPTION

Career (min. 5 receptions)

24.2	Haven Moses
23.2	Michael Young
20.3	Mark Jackson
19.9	Rod Smith
19.3	Jack Dolbin
19.3	Ricky Nattiel
17.9	Vance Johnson

Game (min. 4 receptions)

33.60	Moses vs. Oakland, 1/1/78
33.50	Jackson vs. Cleveland, 1/17/88
30.40	R. Smith vs. Atlanta, 1/31/99
26.25	Johnson vs. Houston, 1/10/88
24.20	Johnson vs. NY Giants, 1/25/87
22.25	Johnson vs. New England, 1/4/87
22.20	Jackson vs. Pittsburgh, 1/7/90

POSTSEASON INDIVIDUAL RECORDS — SPECIAL TEAMS / DEFENSE

MOST RECEIVING TOUCHDOWNS

Career	
4	Vance Johnson
3	Rod Smith
2	Howard Griffith, Mark Jackson, Clarence Kay, Ed McCaffrey, Haven Moses, Shannon Sharpe, Sammy Winder

Game	
2	Clarence Kay, vs. Houston, 1/10/88
2	Haven Moses, vs. Oakland, 1/1/78

PUNTING

MOST PUNTS

Career	
46	Mike Horan
45	Tom Rouen
19	Bucky Dilts
10	Luke Prestridge

Game	
9	Rouen at Baltimore, 12/31/00
7	Rouen vs. New York Jets, 1/17/99
7	Horan vs. Washington, 1/31/88
6	Rouen at Kansas City, 1/4/98
6	Horan at Buffalo, 1/12/92
6	Horan vs. San Francisco, 1/28/90
6	Horan at Cleveland, 1/11/87
6	Prestridge at Houston, 12/23/79
6	Dilts vs. Pittsburgh, 12/30/78

BEST AVERAGE PER PUNT

Career	
45.70	Luke Prestridge
42.25	Chris Norman
42.13	Mike Horan

Game	
49.00	Horan vs. New England, 1/4/87
48.50	Rouen vs. Miami, 1/9/99
47.75	Prestridge at Seattle, 12/24/83
46.40	Horan vs. Cleveland, 1/14/90
45.29	Rouen vs. New York Jets, 1/17/99
44.33	Prestridge at Houston, 12/23/79
43.67	Horan at Buffalo, 1/12/92

LONGEST PUNT

76	Mike Horan at Buffalo, 1/12/92
----	--------------------------------

INTERCEPTIONS

MOST INTERCEPTIONS

Career	
5	Darrien Gordon
3	Tyrone Braxton
3	Bob Swenson
2	Tom Jackson
2	Darrius Johnson
2	Dennis Smith

Game	
2	Gordon vs. Atlanta, 1/31/99
2	Gordon vs. New York Jets, 1/17/99
2	D. Smith vs. Cleveland, 1/14/90
2	T. Jackson, vs. Pittsburgh, 12/24/77

MOST YARDS ON INTERCEPTION RETURNS

Career	
156	Darrien Gordon
76	Darrius Johnson
57	Mark Haynes
49	Tom Jackson
26	Jim Ryan
18	Karl Mecklenberg
18	Bob Swenson
18	Bill Thompson (includes six yards on a lateral from Swenson)

Game	
108	Gordon vs. Atlanta, 1/31/99
57	Haynes vs. Houston, 1/10/88
49	T. Jackson vs. Pittsburgh, 12/24/77
48	Gordon vs. New York Jets, 1/17/99
48	D. Johnson vs. Miami, 1/9/99
28	D. Johnson vs. Atlanta, 1/31/99
26	Ryan at Cleveland, 1/11/87
18	Mecklenburg vs. Houston, 1/10/88
15	B. Jackson vs. Pittsburgh, 12/24/77

LONGEST INTERCEPTION RETURN

58	Gordon vs. Atlanta, 1/31/99
57	Haynes vs. Houston, 1/10/88
50	Gordon vs. Atlanta, 1/31/99
48	D. Johnson vs. Miami, 1/9/99
32	T. Jackson vs. Pittsburgh, 12/24/77
30	Gordon vs. New York Jets, 1/17/99
28	D. Johnson vs. Atlanta, 1/31/99
26	Ryan at Cleveland, 1/11/87
18	Mecklenburg vs. Houston, 1/10/88
17	T. Jackson, vs. Pittsburgh, 12/24/77

SACKS

MOST SACKS

Career	
6	Simon Fletcher
6	Rulon Jones
3	Rubin Carter
3	Neil Smith
2	Maa Tanuvasa
2	Lyle Alzado
2	Karl Mecklenburg
2	Jim Ryan
2	Alfred Williams
1.5	Ken Woodard

Game	
2	N. Smith at Kansas City, 1/4/98
2	A. Williams at Kansas City, 1/4/98
2	Fletcher at L.A. Raiders, 1/9/94
2	Fletcher vs. Cleveland, 1/14/90
2	R. Jones vs. New England, 1/4/87
2	Alzado vs. Dallas, 1/15/78
2	Carter vs. Dallas, 1/15/78

POSTSEASON INDIVIDUAL RECORDS — SPECIAL TEAMS

PUNT RETURNS

MOST PUNT RETURNS

Career	
13	Vance Johnson
11	Darrien Gordon
10	Rick Upchurch
7	Gerald Willhite
6	Kevin Clark
3	Glyn Milburn
3	Zach Thomas

Game	
5	Gordon vs. New York Jets, 1/17/99
4	V. Johnson vs. Cleveland, 1/14/90
3	O'Neal at Baltimore, 12/31/00
3	Milburn at L.A. Raiders, 1/9/94
3	V. Johnson at Buffalo, 1/12/92
3	Willhite at Cleveland, 1/11/87
3	V. Johnson vs. New England, 1/4/87
3	Z. Thomas at Seattle, 12/24/83
3	Upchurch vs. Dallas, 1/15/78

MOST YARDS ON PUNT RETURNS

Career	
162	Darrien Gordon
115	Vance Johnson
92	Rick Upchurch
46	Kevin Clark
45	Gerald Willhite
38	Glyn Milburn

Game	
79	Gordon vs. New York Jets, 1/17/99
38	Milburn at L.A. Raiders, 1/9/94
36	Gordon at Kansas City, 1/4/98
36	V. Johnson at Buffalo, 1/12/92
36	V. Johnson vs. Cleveland, 1/14/90
30	Upchurch at Pittsburgh, 12/30/78
26	V. Johnson vs. New England, 1/4/87
25	Upchurch at Houston, 12/23/79

BEST AVERAGE PER RETURN

Career (min. 2 returns)	
14.7	Darrien Gordon
12.7	Glyn Milburn
9.2	Rick Upchurch
8.8	Vance Johnson
7.6	Kevin Clark
6.4	Gerald Willhite

Game (min. 2 returns)	
15.8	Gordon vs. New York Jets, 1/17/99
15.0	Upchurch at Pittsburgh, 12/30/78
12.7	Milburn at L.A. Raiders, 1/9/94
12.5	Upchurch at Houston, 12/23/79
12.0	V. Johnson at Buffalo, 1/12/92
9.5	Gordon at Pittsburgh, 1/11/98
9.0	V. Johnson vs. Cleveland, 1/14/90
9.0	K. Clark vs. Washington, 1/31/88

LONGEST PUNT RETURN

36	Gordon vs. New York Jets, 1/17/99
36	Gordon at Kansas City, 1/4/98
22	Upchurch at Pittsburgh, 12/30/78
19	Gordon at Pittsburgh, 1/11/98
18	Milburn at L.A. Raiders, 1/9/94
17	Willhite vs. Pittsburgh, 12/30/84
17	Upchurch at Houston, 12/23/79
14	Gordon vs. Jacksonville, 12/27/97

KICKOFF RETURNS

MOST KICKOFF RETURNS

Career	
21	Ken Bell
20	Vaughn Hebron
12	Rick Upchurch
8	Darren Carrington
6	Glyn Milburn
6	Alton Montgomery

Game	
6	Milburn at L.A. Raiders, 1/9/94
6	Carrington vs. San Fran., 1/28/90
5	Bell vs. Washington, 1/31/88
4	Hebron vs. Green Bay, 1/25/98
4	Hebron at Pittsburgh, 1/11/98
4	Montgomery vs. Houston, 1/4/92
4	Z. Thomas at Seattle, 12/24/83

MOST YARDS ON KICKOFF RETURNS

Career	
460	Vaughn Hebron
383	Ken Bell
259	Rick Upchurch
197	Darren Carrington
122	Alton Montgomery
85	Glyn Milburn

Game	
146	Carrington vs. San Fran., 1/28/90
94	Upchurch vs. Dallas, 1/15/78
88	Montgomery vs. Houston, 1/4/92
88	Bell vs. Washington, 1/31/88
87	Hebron vs. Jacksonville, 12/27/97
85	Hebron vs. Jacksonville, 1/4/97
85	Milburn at L.A. Raiders, 1/9/94
81	Z. Thomas at Seattle, 12/23/83

BEST AVERAGE PER KICKOFF RETURN

Career (min. 3 returns)	
27.25	John Schultz
24.63	Darren Carrington
23.00	Vaughn Hebron
22.00	Alton Montgomery
21.58	Rick Upchurch
20.75	Zach Thomas

Game (min. 2 returns)	
31.33	Upchurch vs. Dallas, 1/15/78
29.00	Hebron vs. Jacksonville, 12/27/97
28.33	Hebron vs. Jacksonville, 1/4/97
25.50	Hebron at Kansas City, 1/4/98
24.33	Carrington vs. San Fran., 1/28/90
22.00	Montgomery vs. Houston, 1/4/88
21.00	Hebron vs. Atlanta, 1/31/99
21.00	Bell vs. New England, 1/4/87
20.25	Z. Thomas at Seattle, 12/24/83

LONGEST KICKOFF RETURN

67	Upchurch vs. Dallas, 1/15/78
51	Hebron vs. Jacksonville, 12/27/97
39	Carrington vs. San Fran., 1/28/90
38	Hebron vs. Jacksonville, 1/4/97
37	Schultz vs. Dallas, 1/15/78
35	Bell vs. New England, 1/4/87
32	Hebron vs. Green Bay, 1/25/98
31	Bell vs. Pittsburgh, 1/7/90
31	Willhite vs. Pittsburgh, 12/30/84

POSTSEASON INDIVIDUAL RECORDS — SCORING

SCORING

MOST TOUCHDOWNS SCORED

Career	
12	Terrell Davis
6	John Elway
4	Howard Griffith
4	Vance Johnson
3	Derek Loville
3	Rod Smith
3	Sammy Winder

Game

3	Davis vs. Green Bay, 1/25/98
2	Griffith vs. Atlanta, 1/31/99
2	Davis vs. Miami, 1/9/99
2	Davis at Kansas City, 1/4/98
2	Davis vs. Jacksonville, 12/27/97
2	Loville vs. Jacksonville, 12/27/97
2	G. Lewis vs. Houston, 1/4/92
2	Winder vs. Cleveland, 1/14/90
2	Bratton vs. Pittsburgh, 1/7/90
2	Kay vs. Houston, 1/10/88
2	Moses vs. Oakland, 1/1/78

MOST PAT ATTEMPTS

Career	
31	Jason Elam
19	Rich Karlis
12	David Treadwell
9	Jim Turner

Game

6	Elam vs. Jacksonville, 12/27/97
5	Elam vs. Miami, 1/9/99
5	Karlis vs. Cleveland, 1/17/88
4	Elam vs. Atlanta, 1/31/99
4	Elam vs. Green Bay, 1/25/98
4	Treadwell vs. Cleveland, 1/14/90
4	Karlis vs. Houston, 1/10/88
4	Turner vs. Pittsburgh, 12/24/77

BEST PAT PERCENTAGE

Career	
1.000	Rich Karlis (19/19)
1.000	Jim Turner (9/9)
.968	Jason Elam (30/31)

MOST FIELD GOALS ATTEMPTED

Career	
18	Rich Karlis
12	Jason Elam
11	David Treadwell
9	Jim Turner

Game

4	Elam vs. Atlanta, 1/31/99
4	Treadwell vs. Cleveland, 1/28/90
4	Karlis vs. N.Y. Giants, 1/25/87
3	Elam vs. N.Y. Jets, 1/17/99
3	Treadwell at Buffalo, 1/12/92
3	Karlis at Cleveland, 1/11/87
3	Karlis vs. Pittsburgh, 12/30/84
3	Turner vs. Oakland, 1/1/78

MOST FIELD GOALS MADE

Career	
12	Rich Karlis
10	Jason Elam
7	David Treadwell
4	Jim Turner

Game

3	Elam vs. N.Y. Jets, 1/17/99
3	Treadwell vs. Cleveland, 1/14/90
3	Karlis at Cleveland, 1/11/87
2	Elam vs. Atlanta, 1/31/99
2	Treadwell vs. Houston, 1/4/92
2	Karlis vs. Houston, 1/10/88
2	Karlis vs. N.Y. Giants, 1/25/87
2	Karlis vs. New England, 1/4/87
2	Turner vs. Pittsburgh, 12/24/77

BEST FIELD GOAL PERCENTAGE

Career	
.833	Jason Elam (10/12)
.667	Rich Karlis (12/18)
.636	David Treadwell (7/11)
.444	Jim Turner (4/9)

LONGEST FIELD GOALS

51	Elam vs. Green Bay, 1/25/98
49	Treadwell vs. Houston, 1/4/92
48	Elam vs. N.Y. Jets, 1/17/99
48	Karlis vs. N.Y. Giants, 1/25/87
47	Turner vs. Dallas, 1/15/78
44	Turner vs. Pittsburgh, 12/24/77
43	Elam at Pittsburgh, 1/11/98
43	Treadwell vs. Pittsburgh, 1/7/90
43	Karlis vs. Houston, 1/10/88

MOST POINTS SCORED

Career	
74	Terrell Davis
60	Jason Elam
55	Rich Karlis
36	John Elway
32	David Treadwell
24	Howard Griffith
24	Vance Johnson
21	Jim Turner
18	Derek Loville
18	Rod Smith
18	Sammy Winder

Game

18	Davis vs. Green Bay, 1/25/98
13	Treadwell vs. Cleveland, 1/14/90
12	Griffith vs. Atlanta, 1/31/99
12	Davis vs. Miami, 1/9/99
12	Davis at Kansas City, 1/4/98
12	Davis vs. Jacksonville, 12/27/97
12	Loville vs. Jacksonville, 12/27/97
12	G. Lewis vs. Houston, 1/4/92
12	Winder vs. Cleveland, 1/14/90
12	Treadwell at Buffalo, 1/12/92
12	Bratton vs. Pittsburgh, 1/7/90
12	Kay vs. Houston, 1/10/88
12	Moses vs. Oakland, 1/1/78

POSTSEASON TEAM RECORDS — OFFENSE

POSTSEASON GAME-BY-GAME

WON-LOST RECORD: 16-12

12/31/00	Baltimore 21, Denver 3 AFC Wild Card Playoff (PSINet Stadium, att. 69,638)
1/31/99	Denver 34, Atlanta 19 Super Bowl XXXIII (Pro Player Stadium, att. 74,803)
1/17/99	Denver 23, New York Jets 10 AFC Championship Game (Mile High Stadium, att.: 75,482)
1/9/99	Denver 38, Miami 3 AFC Divisional Playoff Game (Mile High Stadium, att.: 75,729)
1/25/98	Denver 31, Green Bay 24 Super Bowl XXXII (Qualcomm Stadium, att.: 68,912)
1/11/98	Denver 24, Pittsburgh 21 AFC Championship Game (Three Rivers Stadium, att.: 61,382)
1/4/98	Denver 14, Kansas City 10 AFC Divisional Playoff (Arrowhead Stadium, att.: 76,965)
12/27/97	Denver 42, Jacksonville 17 AFC Wild Card Playoff (Mile High Stadium, att.: 74,481)
1/4/97	Jacksonville 30, Denver 27 AFC Divisional Playoff (Mile High Stadium; att.: 75,678)
1/9/94	L.A. Raiders 42, Denver 24 AFC Wild Card Playoff (L.A. Coliseum; att.: 65, 314)
1/12/92	Buffalo 10, Denver 7 AFC Championship Game (Rich Stadium; att.: 80,272)
1/4/92	Denver 26, Houston 24 AFC Divisional Playoff (Mile High Stadium; att.: 75,301)
1/28/90	San Francisco 55, Denver 10 Super Bowl XXIV (Superdome; att.: 72,919)
1/14/90	Denver 37, Cleveland 21 AFC Championship Game (Mile High Stadium; att.: 76,005)
1/7/90	Denver 24, Pittsburgh 23 AFC Divisional Playoff (Mile High Stadium; att.: 75,868)
1/31/88	Washington 42, Denver 10 Super Bowl XXII (Jack Murphy Stadium; att.: 73,302)
1/17/88	Denver 38, Cleveland 33, AFC Championship Game (Mile High Stadium; att.: 75,993)
1/10/88	Denver 34, Houston 10 AFC Divisional Playoff (Mile High Stadium; att.: 75,968)
1/25/87	N.Y. Giants 39, Denver 20 Super Bowl XXI (Rose Bowl; att.: 101,063)
1/11/87	Denver 23, Cleveland 20 (OT) AFC Championship Game (Cleveland Stadium; att.: 79,915)
1/4/87	Denver 22, New England 17 AFC Divisional Playoff (Mile High Stadium; att.: 76,105)
12/30/84	Pittsburgh 24, Denver 17 AFC Divisional Playoff (Mile High Stadium; att.: 76,105)

12/24/83	Seattle 31, Denver 7 AFC Wild Card Playoff (Kingdome; att.: 60,752)
12/23/79	Houston 13, Denver 7 AFC Wild Card Playoff (Astrodome; att.: 48,776)
12/30/78	Pittsburgh 33, Denver 10 AFC Divisional Playoff (Three Rivers; att.: 48,921)
1/15/78	Dallas 27, Denver 10 Super Bowl XII (Superdome; att.: 76,400)
1/1/78	Denver 20, Oakland 17 AFC Championship Game (Mile High Stadium; att.: 74,982)
12/24/77	Denver 34, Pittsburgh 17 AFC Divisional Playoff (Mile High Stadium; att.: 75,011)

SCORING

MOST POINTS SCORED

42	vs. Jacksonville, 12/27/97
38	vs. Miami, 1/9/99
38	vs. Cleveland, 1/17/88
37	vs. Cleveland, 1/14/90
34	vs. Atlanta, 1/31/99
34	vs. Houston, 1/10/88
34	vs. Pittsburgh, 12/24/77
31	vs. Green Bay, 1/25/98
27	vs. Jacksonville, 1/4/97
26	vs. Houston, 1/4/92

MOST POINTS SCORED, ONE HALF

27	vs. Cleveland, 1/14/90 (2nd)
24	at Pittsburgh, 1/11/98 (1st)
23	vs. New York Jets, 1/17/99 (2nd)
21	vs. Miami, 1/9/99 (1st)
21	vs. Jacksonville, 12/27/97 (2nd)
21	vs. Jacksonville, 12/27/97 (1st)
21	at L.A. Raiders, 1/9/94 (1st)
21	vs. Cleveland, 1/17/88 (1st)
20	vs. Pittsburgh, 12/24/77 (2nd)

MOST POINTS SCORED, ONE QUARTER

21	vs. Jacksonville, 12/27/97 (4th)
20	vs. New York Jets, 1/17/99 (3rd)
17	vs. Atlanta, 1/31/99 (4th)
17	at Pittsburgh, 1/11/98 (2nd)
15	vs. Jacksonville, 1/4/97 (4th)
14	vs. Miami, 1/9/99 (4th)
14	vs. Miami, 1/9/99 (1st)
14	vs. Jacksonville, 12/27/97 (1st)
14	at LA Raiders, 1/9/94 (2nd)
14	vs. Cleveland, 1/14/90 (3rd)
14	vs. Cleveland, 1/17/88 (1st)

TOTAL OFFENSE

MOST TOTAL PLAYS

77	at Cleveland, 1/11/87
76	vs. Jacksonville, 12/27/97
76	vs. Cleveland, 1/14/90
75	vs. New York Jets, 1/17/99
75	vs. New England, 1/4/87
73	at LA Raiders, 1/9/94
69	at Buffalo, 1/12/92 & at Seattle, 12/24/83

POSTSEASON TEAM RECORDS — OFFENSE

MOST TOTAL YARDS

511	vs. Jacksonville, 12/27/97
497	vs. Cleveland, 1/14/90
457	vs. Atlanta, 1/31/99
441	vs. New England, 1/4/87
424	vs. Miami, 1/9/99
418	vs. Houston, 1/4/92
412	vs. Cleveland, 1/17/88
387	at LA Raiders, 1/9/94
374	at Cleveland, 1/11/87

HIGHEST AVERAGE GAIN PER PLAY

7.0	vs. Atlanta, 1/31/99
7.0	vs. Pittsburgh, 1/7/90
6.8	vs. Miami, 1/9/99
6.7	vs. Jacksonville, 12/27/97
6.5	vs. Cleveland, 1/14/90
6.4	vs. Houston, 1/4/92
6.1	vs. Cleveland, 1/17/88
5.9	vs. Jacksonville, 1/4/97
5.8	vs. NY Giants, 1/25/87

RUSHING

MOST RUSHES

49	vs. Jacksonville, 12/27/97
42	vs. New England, 1/4/87
39	vs. Green Bay, 1/25/98
39	vs. Cleveland, 1/14/90
39	vs. Cleveland, 1/17/88
38	vs. New York Jets, 1/17/99
38	vs. Miami, 1/9/99
37	(three times; last at Cleveland, 1/11/87)

MOST RUSHING YARDS

310	vs. Jacksonville, 12/27/97
250	vs. Miami, 1/9/99
188	vs. New England, 1/4/87
179	vs. Green Bay, 1/25/98
178	vs. New York Jets, 1/17/99
156	vs. Cleveland, 1/17/88
151	vs. Houston, 1/4/92
150	at Pittsburgh, 1/11/98
149	at Cleveland, 1/11/87
138	vs. Pittsburgh, 1/7/90

BEST AVERAGE GAIN PER RUSH

6.6	vs. Miami, 1/9/99
6.3	vs. Jacksonville, 12/27/97
6.0	vs. Jacksonville, 1/4/97
5.7	vs. Washington, 1/31/88
5.0	at Pittsburgh, 1/11/98
4.9	vs. Houston, 1/4/92
4.7	vs. New York Jets, 1/17/99
4.6	vs. Green Bay, 1/25/98
4.5	vs. Pittsburgh, 1/7/90
4.5	vs. New England, 1/4/87

MOST RUSHING TOUCHDOWNS

5	vs. Jacksonville, 12/27/97
4	vs. Green Bay, 1/25/98
3	vs. Atlanta, 1/31/99
3	vs. Miami, 1/9/99
2	(six times, last vs. Jacksonville, 1/4/97)

PASSING

MOST PASS ATTEMPTS

54	at Los Angeles Raiders, 1/9/94
41	vs. New York Giants, 1/25/87
39	vs. Washington, 1/31/88
38	at Baltimore, 12/31/00
38	vs. Jacksonville, 1/4/97
38	at Cleveland, 1/11/87
38	vs. Pittsburgh, 12/24/77

MOST COMPLETIONS

32	at Los Angeles Raiders, 1/9/94
26	vs. New York Giants, 1/25/87
25	vs. Jacksonville, 1/4/97
24	at Seattle, 12/24/83
22	at Buffalo, 1/12/92
22	at Cleveland, 1/11/87

BEST COMPLETION PERCENTAGE

.706 (24/34)	at Seattle, 12/24/83
.667 (16/24)	vs. Jacksonville, 12/27/97
.667 (22/33)	at Buffalo, 1/12/92
.658 (25/38)	vs. Jacksonville, 1/4/97
.634 (26/41)	vs. New York Giants, 1/25/87
.621 (18/29)	vs. Atlanta, 1/31/99
.609 (14/23)	vs. Miami, 1/9/99
.600 (12/20)	vs. Pittsburgh, 1/7/90

MOST NET PASSING YARDS

377	vs. Cleveland, 1/14/90
336	vs. Atlanta, 1/31/99
331	at Los Angeles Raiders, 1/9/94
320	vs. New York Giants, 1/25/87
267	vs. Houston, 1/4/92
256	vs. Cleveland, 1/17/88

MOST TOUCHDOWN PASSES

3	at Los Angeles Raiders, 1/9/94
3	vs. Cleveland, 1/14/90
3	vs. Cleveland, 1/17/88
2	(six times; last at Pittsburgh, 1/11/98)

MOST INTERCEPTIONS THROWN

4	vs. Dallas, 1/15/78
3	vs. Washington, 1/31/88
2	vs. New England, 1/4/87
2	vs. Pittsburgh, 12/30/84
2	at Seattle, 12/24/83

MOST TIMES SACKED

6	at Houston, 12/23/79
6	at Pittsburgh, 12/30/78
5	at Baltimore, 12/31/00
5	vs. Washington, 1/31/88
4	at Buffalo, 1/12/92
4	vs. New York Giants, 1/25/87
4	vs. Pittsburgh, 12/30/84
4	vs. Dallas, 1/15/78

MOST YARDAGE LOST ON SACKS

50	vs. Washington, 1/31/88
43	at Baltimore, 12/31/00
40	at Houston, 12/23/79
37	vs. Pittsburgh, 12/30/84
37	at Pittsburgh, 12/30/78

POSTSEASON TEAM RECORDS — OFFENSE / SPECIAL TEAMS / MISC.

FIRST DOWNS

MOST FIRST DOWNS

28	vs. Jacksonville, 12/27/97
26	at Los Angeles Raiders, 1/9/94
26	vs. Houston, 1/4/92
24	vs. Miami, 1/9/99
24	vs. Cleveland, 1/17/88
23	at Pittsburgh, 1/11/98
23	vs. New York Giants, 1/25/87
23	vs. New England, 1/4/87

MOST FIRST DOWNS RUSHING

18	vs. Jacksonville, 12/27/97
14	vs. Green Bay, 1/25/98
13	vs. Miami, 1/9/99
13	vs. Houston, 1/4/92
12	vs. New England, 1/4/87
10	vs. Cleveland, 1/17/88
9	vs. Houston, 1/10/88

MOST FIRST DOWNS PASSING

18	at Los Angeles Raiders, 1/9/94
16	vs. New York Giants, 1/25/87
15	at Pittsburgh, 1/11/98
14	vs. Atlanta, 1/31/99
14	vs. Cleveland, 1/14/90
14	at Seattle, 12/24/83
13	vs. Jacksonville, 1/4/97
13	at Buffalo, 1/12/92
13	at Cleveland, 1/11/87

MOST FIRST DOWNS BY PENALTY

4	at Los Angeles Raiders, 1/9/94
3	at Kansas City, 1/4/98
3	vs. Cleveland, 1/17/88
3	at Cleveland, 1/11/87
2	(11 times)

PUNTS

MOST PUNTS

9	at Baltimore, 12/31/00
8	vs. New York Jets, 1/17/99
7	vs. Washington, 1/31/88
7	at Cleveland, 1/11/87
6	at Kansas City, 1/4/98
6	at Buffalo, 1/12/92
6	vs. New England, 1/4/87
6	at Pittsburgh, 12/30/78

BEST PUNTING AVERAGE

48.5	vs. Miami, 1/9/99 (2 punts)
47.8	at Seattle, 12/24/83 (4 punts)
46.4	vs. Cleveland, 1/14/90 (5 punts)
46.0	vs. New England, 1/4/87 (6 punts)
45.2	at Houston, 12/23/79 (5 punts)

BEST NET PUNTING AVERAGE

40.3	at Buffalo, 1/12/92
40.0	vs. Pittsburgh, 12/30/84
39.5	vs. Oakland, 1/1/78

PUNT RETURNS

MOST PUNT RETURNS

5	vs. New York Jets, 1/17/99
4	vs. Cleveland, 1/14/90
4	vs. New England, 1/4/87
4	vs. Dallas, 1/15/78
4	vs. Oakland, 1/1/78

MOST YARDS PUNT RETURNS

79	vs. New York Jets, 1/17/99
38	at Los Angeles Raiders, 1/9/94
36	at Kansas City, 1/4/98
36	at Buffalo, 1/12/92
36	vs. Cleveland, 1/14/90
35	vs. New England, 1/4/87
30	at Pittsburgh, 12/30/78

KICKOFF RETURNS

MOST KICKOFF RETURNS

6	vs. Jacksonville, 1/4/97
6	at Los Angeles Raiders, 1/9/94
6	at Seattle, 12/24/83
6	at Pittsburgh, 12/30/78
6	vs. Dallas, 1/15/78

MOST YARDS ON KICKOFF RETURNS

173	vs. Dallas, 1/15/78
123	vs. Jacksonville, 1/4/97
119	vs. Pittsburgh, 1/7/90
118	at Seattle, 12/24/83
95	vs. Green Bay, 1/25/98
88	vs. Houston, 1/4/92
88	vs. Washington, 1/31/88
87	vs. Jacksonville, 12/27/97

FUMBLES

MOST FUMBLES

4	at Kansas City, 1/4/98
4	at Buffalo, 1/12/92
4	vs. Dallas, 1/15/78
3	vs. Jacksonville, 12/27/97
3	vs. Houston, 1/4/92
3	vs. Pittsburgh, 12/24/77

MOST FUMBLES LOST

4	vs. Dallas, 1/15/78
2	at Kansas City, 1/4/98
2	vs. Jacksonville, 12/27/97
2	vs. Cleveland, 1/14/90
2	at Pittsburgh, 12/30/78
1	(six times)

PENALTIES

MOST PENALTIES

10	at Los Angeles Raiders, 1/9/94
9	vs. Jacksonville, 12/27/97
8	at Kansas City, 1/4/98
8	vs. Jacksonville, 1/4/97
8	at Pittsburgh, 12/30/78
8	vs. Dallas, 1/15/78
8	vs. Oakland, 1/1/78

POSTSEASON TEAM RECORDS — SPECIAL TEAMS / DEFENSE

MOST YARDS PENALIZED

104	at Pittsburgh, 12/30/78
97	at Los Angeles Raiders, 1/9/94
94	vs. Jacksonville, 12/27/97
70	vs. Houston, 1/4/92
70	at Houston, 12/23/79
65	vs. Green Bay, 1/25/98
64	at Kansas City, 1/4/98
64	vs. Jacksonville, 1/4/97
60	vs. Dallas, 1/15/78

FEWEST PENALTIES

1	vs. Cleveland, 1/14/90
1	vs. Pittsburgh, 12/30/84
2	vs. Pittsburgh, 1/7/90
3	vs. New England, 1/4/87
3	vs. Pittsburgh, 12/24/77

FEWEST YARDS PENALIZED

5	vs. Cleveland, 1/14/90
5	vs. Pittsburgh, 12/30/84
19	vs. Pittsburgh, 1/7/90
20	three games

FIELD GOALS

MOST FIELD GOALS ATTEMPTED

4	vs. Atlanta, 1/31/99
4	vs. Cleveland, 1/14/90
4	vs. New York Giants, 1/25/87
3	vs. New York Jets, 1/17/99
3	at Buffalo, 1/12/92
3	at Cleveland, 1/11/87
3	vs. Pittsburgh, 12/30/84
3	vs. Oakland, 1/1/78

MOST FIELD GOALS MADE

3	vs. New York Jets, 1/17/99
3	vs. Cleveland, 1/14/90
3	at Cleveland, 1/11/87
2	vs. Atlanta, 1/31/99
2	vs. Houston, 1/4/91
2	vs. Houston, 1/10/88
2	vs. New York Giants, 1/25/87
2	vs. Pittsburgh, 12/24/77

TOTAL DEFENSE

FEWEST TOTAL PLAYS ALLOWED

49	vs. Jacksonville, 12/27/97
51	vs. Miami, 1/9/99
53	at Los Angeles Raiders, 1/9/94
53	at Seattle, 12/24/83
54	vs. New England, 1/4/87
55	at Baltimore, 12/31/00
55	vs. Houston, 1/4/92
60	vs. Atlanta, 1/31/99
61	at Buffalo, 1/12/92; vs. Pittsburgh, 1/7/90

FEWEST TOTAL YARDS ALLOWED

213	at Buffalo, 1/12/92
237	vs. Jacksonville, 12/27/97
240	at Baltimore, 12/31/00
252	vs. Miami, 1/9/99
256	vs. Cleveland, 1/14/90
271	vs. New England, 1/4/87
282	at Houston, 12/23/79

LOWEST AVERAGE YIELD PER PLAY

3.5	at Buffalo, 1/12/92
4.0	vs. Pittsburgh, 12/24/77
4.1	vs. Cleveland, 1/14/90
4.1	vs. Oakland, 1/1/78

RUSHING DEFENSE

FEWEST RUSHING PLAYS ALLOWED

13	vs. New York Jets, 1/17/99
13	vs. Miami, 1/9/99
14	vs. Jacksonville, 12/27/97
14	vs. Cleveland, 1/14/90
19	vs. Houston, 1/4/92
20	vs. Green Bay, 1/25/98
23	vs. Atlanta, 1/31/99
24	at Kansas City, 1/4/98
24	vs. New England, 1/4/87
26	vs. Houston, 1/10/88

FEWEST RUSHING YARDS ALLOWED

14	vs. New York Jets, 1/17/99
14	vs. Miami, 1/9/99
50	vs. Jacksonville, 12/27/97
66	vs. Cleveland, 1/14/90
73	vs. Houston, 1/10/88
77	at Kansas City, 1/4/98
94	vs. Oakland, 1/1/78
95	vs. Green Bay, 1/25/98
97	vs. Houston, 1/4/92
100	at Cleveland, 1/11/87

LOWEST AVERAGE YIELD PER RUSH

1.1	vs. New York Jets, 1/17/99
1.1	vs. Miami, 1/9/99
2.6	vs. Oakland, 1/1/78
3.0	at Buffalo, 1/12/92
3.0	at Cleveland, 1/11/87
3.2	at Kansas City, 1/4/98
3.2	at Houston, 12/23/79

PASSING DEFENSE

FEWEST OPPONENT PASSES ALLOWED

13	at Seattle, 12/24/83
15	at Baltimore, 12/31/00
19	at Los Angeles Raiders, 1/9/94
22	at Houston, 12/23/79
24	vs. New England, 1/4/87

FEWEST OPPONENT PASSES COMPLETED

9	at Baltimore, 12/31/00
10	at Houston, 12/23/79
12	at Seattle, 12/24/83
13	at Los Angeles Raiders, 1/9/94
13	at Buffalo, 1/12/92
13	vs. New England, 1/4/87

FEWEST OPPONENT NET YARDS PASSING

109	at Buffalo, 1/12/92
118	at Baltimore, 12/31/00
147	at Houston, 12/23/79
150	vs. New England, 1/4/87
177	vs. Pittsburgh, 12/24/77

POSTSEASON TEAM RECORDS — DEFENSE

LOWEST % OF OPPONENT PASSES COMPLETED

.432	vs. Cleveland, 1/14/90 (19/44)
.455	at Houston, 12/23/79 (10/22)
.486	vs. Oakland, 1/1/78 (17/35)
.514	vs. Pittsburgh, 12/24/77 (19/37)

MOST OPPONENT PASSES INTERCEPTED

3	vs. Atlanta, 1/31/99
3	at Pittsburgh, 1/11/98
3	vs. Pittsburgh, 12/24/77
2	vs. New York Jets, 1/17/99; vs. Miami, 1/9/99 at Buffalo, 1/12/92; vs. Houston, 1/10/88 at Cleveland, 1/11/87; at Houston, 12/23/79

MOST YARDS ON INTERCEPTION RETURNS

136	vs. Atlanta, 1/31/99
75	vs. Houston, 1/10/88
64	vs. Pittsburgh, 12/24/77
48	vs. New York Jets, 1/17/99
48	vs. Miami, 1/9/99
40	at Cleveland, 1/11/87
14	vs. Cleveland, 1/14/90; vs. Oakland, 1/1/78

MOST SACKS

6	vs. New England, 1/4/87
5	vs. Dallas, 1/15/78
4	at Kansas City, 1/4/98
4	vs. Cleveland, 1/14/90
3	at Pittsburgh, 1/11/98; vs. Jacksonville, 12/27/97

MOST OPPONENT YARDAGE LOST ON SACKS

44	vs. New England, 1/4/87
35	vs. Dallas, 1/15/78
34	at Kansas City, 1/4/98
21	at Seattle, 12/24/83

FIRST DOWNS

FEWEST OPPONENT FIRST DOWNS

12	at Buffalo, 1/12/92
12	vs. New England, 1/4/87
13	at Baltimore, 12/31/00
14	vs. Miami, 1/9/99
14	vs. Jacksonville, 12/27/97
14	vs. Cleveland, 1/14/90
17	at Cleveland, 1/11/87
17	vs. Dallas, 1/15/78

FEWEST OPPONENT RUSHING FIRST DOWNS

1	vs. New York Jets, 1/17/99
1	vs. Miami, 1/9/99
3	vs. Jacksonville, 12/27/97
3	vs. Cleveland, 1/14/90
4	vs. Green Bay, 1/25/98
4	at Kansas City, 1/4/98
4	at Cleveland, 1/11/87
5	four times; last at Baltimore, 12/31/00

FEWEST OPPONENT PASSING FIRST DOWNS

5	at Buffalo, 1/12/92
6	vs. New England, 1/4/87
6	at Houston, 12/23/79
7	at Baltimore, 12/31/00
8	vs. Dallas, 1/15/78
8	vs. Pittsburgh, 12/24/77
9	vs. Jacksonville, 12/27/97

FEWEST OPPONENT FIRST DOWNS BY PENALTY

0	vs. New York Jets, 1/17/99
0	vs. San Francisco, 1/28/90
0	vs. Cleveland, 1/14/90
0	vs. Pittsburgh, 1/7/90
0	vs. New England, 1/4/87
0	vs. Pittsburgh, 12/30/84
0	vs. Pittsburgh, 12/24/77

PUNTING

MOST OPPONENT PUNTS

10	at Baltimore, 12/31/00
9	vs. New England 1/4/87
8	at Buffalo, 1/12/92
8	vs. Cleveland, 1/14/90

LOWEST OPPONENT PUNTING AVERAGE

28.3	at Houston, 12/23/79 (3 punts)
29.5	vs. Jacksonville, 12/27/97 (4 punts)
34.0	vs. Pittsburgh, 12/24/77 (6 punts)
36.0	vs. Oakland, 1/1/78 (5 punts)

FUMBLES

MOST OPPONENT FUMBLES

6	vs. Dallas, 1/15/78
4	vs. New York Jets, 1/17/99
4	at Pittsburgh, 12/30/78
3	vs. Cleveland, 1/14/90; vs. Cleveland, 1/17/88 at Cleveland, 1/11/87; vs. Pittsburgh, 12/30/84

MOST OPP. FUMBLES RECOVERED BY DENVER

4	vs. New York Jets, 1/17/99
3	vs. Cleveland, 1/17/88
2	vs. Green Bay, 1/25/98; vs. Pittsburgh, 1/7/90 vs. Pittsburgh, 12/30/84; vs. Dallas, 1/15/78 vs. Oakland, 1/1/78

PENALTIES

MOST OPPONENT PENALTIES

17	at L.A. Raiders, 1/9/94
13	vs. Houston, 1/4/92
12	vs. Dallas, 1/15/78
11	at Pittsburgh, 12/30/78
10	vs. Miami, 1/9/99; vs. Houston, 1/10/88 vs. Pittsburgh, 12/24/77

MOST YARDS OPPONENT PENALIZED

130	at L.A. Raiders, 1/9/94
94	vs. Dallas, 1/15/78
88	at Pittsburgh, 12/30/78
85	vs. Houston, 1/4/92
76	at Cleveland, 1/11/87

SCORING DEFENSE

FEWEST POINTS ALLOWED

3	vs. Miami, 1/9/99
10	vs. New York Jets, 1/17/99
10	at Kansas City, 1/4/98
10	at Buffalo, 1/12/92
10	vs. Houston, 1/10/88
13	at Houston, 12/23/79
17	vs. Jacksonville, 12/27/97
17	vs. New England, 1/4/87
17	vs. Oakland, 1/1/78

OUTSTANDING PERFORMANCES

A COMPLETE LIST OF DENVER'S 100-YARD RUSHING, 100-YARD RECEIVING AND 300-YARD PASSING PERFORMANCES

100-YARD RUSHING GAMES — 126 TOTAL (118 REGULAR SEASON / 8 POSTSEASON)

Player	Performance	Date, Opponent
Don Stone	17-104, 1 TD	Oct. 6, 1963 vs. San Diego
Billy Joe	20-105, 0 TD	Nov. 17, 1963 vs. New York
Billy Joe	16-108, 1 TD	Nov. 15, 1964 vs. New York
Cookie Gilchrist	32-142, 0 TD	Sept. 24, 1965 at Boston
Cookie Gilchrist	16-119, 0 TD	Nov. 14, 1965 at Houston
Floyd Little	25-126, 1 TD	Oct. 27, 1968 vs. Miami
Floyd Little	30-147, 1 TD	Nov. 3, 1968 at Boston
Floyd Little	21-105, 1 TD	Sept. 14, 1969 vs. Boston
Floyd Little	15-104, 1 TD	Sept. 21, 1969 vs New York Jets
Floyd Little	29-166, 1 TD	Oct. 19, 1969 at Cincinnati
Floyd Little	16-140, 1 TD	Oct. 25, 1970 at San Francisco
Bobby Anderson	25-106, 1 TD	Oct. 17, 1971 vs. San Diego
Floyd Little	25-113, 1 TD	Oct. 24, 1971 at Cleveland
Floyd Little	24-123, 1 TD	Oct. 31, 1971 at Philadelphia
Floyd Little	22-101, 0 TD	Nov. 14, 1971 vs. Cincinnati
Floyd Little	29-125, 0 TD	Dec. 5, 1971 vs. Chicago
Floyd Little	22-101, 0 TD	Sept. 17, 1972 vs. Houston
Floyd Little	18-100, 2 TD	Oct. 15, 1972 vs. Minnesota
Floyd Little	14-124, 1 TD	Nov. 5, 1972 at New York Giants
Floyd Little	19-123, 1 TD	Oct. 14, 1973 at Houston
Joe Dawkins	30-117, 0 TD	Oct. 28, 1973 at New York Jets
Floyd Little	22-109, 2 TD	Nov. 11, 1973 vs. San Diego
Otis Armstrong	19-131, 0 TD	Sept. 22, 1974 vs. Pittsburgh
Otis Armstrong	17-142, 1 TD	Oct. 27, 1974 at Cleveland
Otis Armstrong	19-110, 1 TD	Nov. 10, 1974 at Baltimore
Otis Armstrong	29-146, 0 TD	Nov. 24, 1974 at Oakland
Jon Keyworth	15-148, 1 TD	Nov. 24, 1974 at Oakland
Otis Armstrong	24-144, 1 TD	Nov. 28, 1974 at Detroit
Otis Armstrong	31-183, 3 TD	Dec. 8, 1974 vs. Houston
Otis Armstrong	18-142, 0 TD	Dec. 15, 1974 at San Diego
Jon Keyworth	20-132, 0 TD	Nov. 30, 1975 vs. San Diego
Otis Armstrong	16-101, 1 TD	Oct. 24, 1976 at Kansas City
Otis Armstrong	18-116, 0 TD	Nov. 7, 1976 vs. Tampa Bay
Otis Armstrong	26-116, 1 TD	Dec. 12, 1976 at Chicago
Norris Weese	12-120, 0 TD	Dec. 12, 1976 at Chicago
Otis Armstrong	21-120, 0 TD	Nov. 20, 1977 at Kansas City
Rob Lytle	16-110, 1 TD	Nov. 19, 1978 vs. Green Bay
Rob Lytle	18-102, 1 TD	Nov. 25, 1979 vs. Oakland
Otis Armstrong	22-107, 1 TD	Oct. 13, 1980 vs. Washington
Otis Armstrong	25-106, 1 TD	Oct. 26, 1980 at New York Giants
Sammy Winder	20-119, 0 TD	Sept. 25, 1983 vs. L.A. Raiders
Sammy Winder	29-165, 0 TD	Oct. 9, 1983 at Houston
Sammy Winder	31-139, 1 TD	Sept. 23, 1984 vs. Kansas City
Sammy Winder	34-126, 0 TD	Oct. 28, 1984 at L.A. Raiders
Sammy Winder	20-103, 2 TD	Sept. 29, 1985 vs. Miami
Sammy Winder	20-104, 2 TD	Sept. 21, 1986 at Philadelphia
Sammy Winder	19-102, 0 TD	Jan. 4, 1987 vs. New England*
Joe Dudek	23-128, 2 TD	Oct. 12, 1987 vs. L.A. Raiders
Tony Dorsett	23-113, 1 TD	Sept. 11, 1988 vs. San Diego
Tony Dorsett	32-119, 2 TD	Sept. 26, 1988 vs. L.A. Raiders
Sammy Winder	17-100, 0 TD	Oct. 9, 1988 at San Francisco
Bobby Humphrey	23-102, 1 TD	Oct. 8, 1989 vs. San Diego
Bobby Humphrey	25-105, 2 TD	Nov. 5, 1989 vs. Pittsburgh
Bobby Humphrey	31-110, 0 TD	Nov. 20, 1989 at Washington
Bobby Humphrey	31-125, 0 TD	Dec. 3, 1989 at L.A. Raiders
Bobby Humphrey	23-128, 0 TD	Dec. 16, 1989 at Phoenix
Bobby Humphrey	19-132, 2 TD	Sept. 17, 1990 vs. Kansas City
Bobby Humphrey	25-129, 0 TD	Sept. 23, 1990 vs. Seattle
Bobby Humphrey	34-177, 1 TD	Sept. 30, 1990 at Buffalo
Bobby Humphrey	20-106, 1 TD	Oct. 8, 1990 vs. Cleveland
Gaston Green	24-116, 0 TD	Sept. 1, 1991 vs. Cincinnati
Gaston Green	24-127, 3 TD	Sept. 22, 1991 vs. San Diego
Gaston Green	26-158, 0 TD	Sept. 29, 1991 at Minnesota
Greg Lewis	19-111, 1 TD	Nov. 3, 1991 vs. Pittsburgh
Gaston Green	18-103, 0 TD	Nov. 10, 1991 vs. L.A. Raiders
Gaston Green	24-133, 1 TD	Nov. 17, 1991 at Kansas City
Rod Bernstine	23-101, 0 TD	Oct. 18, 1993 vs. L.A. Raiders

OUTSTANDING PERFORMANCES, CONT.

100-YARD RUSHING GAMES, CONT.

Player	Performance	Date, Opponent
Rod Bernstine	21-103, 0 TD	Dec. 18, 1993 at Chicago
Leonard Russell	24-103, 0 TD	Oct. 9, 1994 at Seattle
Leonard Russell	19-109, 1 TD	Nov. 13, 1994 vs. Seattle
Terrell Davis	22-135, 1 TD	Nov. 5, 1995 vs. Arizona
Terrell Davis	30-176, 1 TD	Nov. 19, 1995 vs. San Diego
Terrell Davis	19-110, 1 TD	Nov. 26, 1995 at Houston
Glyn Milburn	18-131, 0 TD	Dec. 10, 1995 vs. Seattle
Aaron Craver	20-108, 1 TD	Dec. 24, 1995 at Oakland
Terrell Davis	28-111, 0 TD	Sept. 8, 1996 at Seattle
Terrell Davis	22-137, 1 TD	Sept. 15, 1996 vs. Tampa Bay
Terrell Davis	19-141, 2 TD	Sept. 22, 1996 at Kansas City
Terrell Davis	24-112, 0 TD	Sept. 29, 1996 at Cincinnati
Terrell Davis	28-194, 2 TD	Oct. 20, 1996 vs. Baltimore
Terrell Davis	32-154, 2 TD	Nov. 17, 1996 at New England
Terrell Davis	26-106, 1 TD	Dec. 1, 1996 at Seattle
Terrell Davis	26-101, 1 TD	Aug. 31, 1997 vs. Kansas City
Terrell Davis	21-107, 1 TD	Sept. 7, 1997 at Seattle
Terrell Davis	21-103, 0 TD	Sept. 14, 1997 vs. St. Louis
Terrell Davis	27-215, 1 TD	Sept. 21, 1997 vs. Cincinnati
Terrell Davis	32-171, 2 TD	Oct. 6, 1997 vs. New England
Terrell Davis	42-207, 1 TD	Oct. 26, 1997 at Buffalo
Terrell Davis	21-101, 0 TD	Nov. 2, 1997 vs. Seattle
Terrell Davis	21-104, 0 TD	Nov. 9, 1997 vs. Carolina
Terrell Davis	34-127, 0 TD	Nov. 16, 1997 at Kansas City
Terrell Davis	26-178, 1 TD	Nov. 30, 1997 at San Diego
Terrell Davis	31-184, 2 TD	Dec. 27, 1997 vs. Jacksonville*
Derek Loville	11-103, 2 TD	Dec. 27, 1997 vs. Jacksonville*
Terrell Davis	25-101, 2 TD	Jan. 4, 1998 at Kansas City*
Terrell Davis	26-139, 1 TD	Jan. 11, 1998 at Pittsburgh*
Terrell Davis	30-157, 3 TD	Jan. 25, 1998 vs. Green Bay†
Terrell Davis	23-191, 3 TD	Sept. 13, 1998 vs. Dallas
Terrell Davis	28-104, 0 TD	Sept. 20, 1998 at Oakland
Terrell Davis	21-119, 1 TD	Sept. 27, 1998 at Washington
Terrell Davis	20-168, 2 TD	Oct. 4, 1998 vs. Philadelphia
Terrell Davis	30-208, 1 TD	Oct. 11, 1998 at Seattle
Terrell Davis	31-136, 3 TD	Oct. 25, 1998 vs. Jacksonville
Terrell Davis	27-149, 2 TD	Nov. 1, 1998 at Cincinnati
Terrell Davis	18-111, 1 TD	Nov. 16, 1998 at Kansas City
Terrell Davis	31-162, 1 TD	Nov. 22, 1998 vs. Oakland
Terrell Davis	28-147, 1 TD	Dec. 13, 1998 at New York Giants
Terrell Davis	29-178, 0 TD	Dec. 27, 1998 vs. Seattle
Terrell Davis	21-199, 2 TD	Jan. 9, 1999 vs. Miami*
Terrell Davis	32-167, 1 TD	Jan. 17, 1999 vs. New York Jets*
Terrell Davis	25-102, 0 TD	Jan. 31, 1999 vs. AtlantaΔ
Olandis Gary	37-124, 1 TD	Oct. 17, 1999 vs. Green Bay
Olandis Gary	30-108, 2 TD	Nov. 7, 1999 at San Diego
Olandis Gary	22-183, 0 TD	Dec. 19, 1999 vs. Seattle
Olandis Gary	29-185, 1 TD	Dec. 25, 1999 at Detroit
Mike Anderson	31-131, 2 TD	Sept. 10, 2000 vs. Atlanta
Mike Anderson	32-187, 0 TD	Sept. 17, 2000 at Oakland
Mike Anderson	20-103, 1 TD	Oct. 15, 2000 vs. Cleveland
Terrell Davis	33-115, 1 TD	Nov. 5, 2000 at New York Jets
Mike Anderson	30-195, 2 TD	Nov. 26, 2000 at Seattle
Mike Anderson	37-251, 4 TD	Dec. 3, 2000 at New Orleans
Mike Anderson	29-131, 2 TD	Dec. 10, 2000 vs. Seattle
Terrell Davis	21-101, 0 TD	Sept. 10, 2001 vs. New York Giants
Mike Anderson	22-155, 1 TD	Oct. 7, 2001 vs. Kansas City
Mike Anderson	33-118, 1 TD	Nov. 22, 2001 at Dallas
Terrell Davis	19-109, 0 TD	Dec. 9, 2001 vs. Seattle

(*Denotes post-season game; †Denotes Super Bowl XXXII; ΔDenotes Super Bowl XXXIII)

TOTALS — Terrell Davis 41 (includes seven postseason games), Floyd Little 15, Otis Armstrong 13, Bobby Humphrey 9, Mike Anderson 8, Sammy Winder 8 (includes one postseason game), Gaston Green 5, Olandis Gary 4, Rod Bernstine 2, Tony Dorsett 2, Cookie Gilchrist 2, Billy Joe 2, Jon Keyworth 2, Rob Lytle 2, Leonard Russell 2, Bobby Anderson 1, Aaron Craver 1, Joe Dudek 1, Greg Lewis 1, Derek Loville 1 (postseason), Glyn Milburn 1, Donnie Stone 1, Norris Weese 1.

OUTSTANDING PERFORMANCES, CONT.

100-YARD RUSHING GAMES, CONT.

Most 100-yard games, regular season

11—Terrell Davis, 1998
10—Terrell Davis, 1997
7—Terrell Davis, 1996
7—Otis Armstrong, 1974
6—Mike Anderson, 2000
5—Gaston Green, 1991
5—Bobby Humphrey, 1989

Most Consecutive 100-yard games

7—Terrell Davis, 1998
4—Terrell Davis, 1997 (three times)
4—Terrell Davis, 1996
4—Bobby Humphrey, 1990
4—Otis Armstrong, 1974

Most 100-yard games by a rookie

6—Mike Anderson, 2000
5—Bobby Humphrey, 1989
4—Olandis Gary, 1999
3—Terrell Davis, 1995

100-YARD RECEIVING GAMES — 204 TOTAL (194 REGULAR SEASON / 10 POSTSEASON)

Player	Performance	Date, Opponent
Al Carmichael	6-130, 1 TD	Sept. 9, 1960 at Boston
Lionel Taylor	6-125, 1 TD	Sept. 23, 1960 at New York
Lionel Taylor	7-101, 2 TD	Oct. 2, 1960 vs. Oakland
Al Carmichael	3-109, 2 TD	Oct. 23, 1960 vs. Boston
Lionel Taylor	10-106, 1 TD	Oct. 23, 1960 vs. Boston
Lionel Taylor	10-140, 1 TD	Nov. 6, 1960 vs. Houston
Al Carmichael	7-117, 2 TD	Nov. 6, 1960 vs. Houston
Lionel Taylor	10-138, 0 TD	Nov. 20, 1960 at Houston
Lionel Taylor	9-199, 3 TD	Nov. 27, 1960 vs. Buffalo
Lionel Taylor	9-171, 1 TD	Dec. 10, 1960 at Los Angeles
Lionel Taylor	7-132, 2 TD	Sept. 10, 1961 at Buffalo
Lionel Taylor	11-126, 0 TD	Sept. 24, 1961 at New York
Lionel Taylor	9-118, 0 TD	Oct. 1, 1961 at Oakland
Lionel Taylor	7-120, 1 TD	Oct. 8, 1961 vs. Dallas
Al Frazier	7-166, 1 TD	Oct. 15, 1961 vs. Oakland
Al Frazier	6-126, 1 TD	Oct. 22, 1961 vs. New York
Al Frazier	5-125, 1 TD	Nov. 12, 1961 vs. San Diego
Lionel Taylor	10-119, 0 TD	Nov. 12, 1961 vs. San Diego
Donnie Stone	9-137, 1 TD	Dec. 3, 1961 vs. Boston
Lionel Taylor	9-133, 0 TD	Sept. 15, 1962 at Buffalo
Al Frazier	4-125, 1 TD	Sept. 15, 1962 at Buffalo
Lionel Taylor	12-119, 0 TD	Sept. 21, 1962 at Boston
Jerry Tarr	4-152, 2 TD	Sept. 21, 1962 at Boston
Lionel Taylor	7-110, 0 TD	Dec. 9, 1962 at Dallas
Lionel Taylor	7-169, 1 TD	Sept. 29, 1963 vs. Boston
Lionel Taylor	7-142, 2 TD	Oct. 6, 1963 vs. San Diego
Bob Scarpitto	4-134, 2 TD	Oct. 13, 1963 vs. Houston
Lionel Taylor	10-116, 1 TD	Dec. 15, 1963 at Oakland
Gene Prebola	4-106, 1 TD	Dec. 15, 1963 at Oakland
Lionel Taylor	8-149, 0 TD	Sept. 27, 1964 vs. Houston
Hewritt Dixon	4-109, 0 TD	Oct. 25, 1964 at Oakland
Hewritt Dixon	5-121, 1 TD	Nov. 1, 1964 at Kansas City
Al Denson	3-113, 1 TD	Nov. 1, 1964 at Kansas City
Lionel Taylor	13-112, 0 TD	Nov. 29, 1964 vs. Oakland
Bob Scarpitto	11-111, 1 TD	Dec. 20, 1964 at Houston
Bob Scarpitto	5-108, 2 TD	Sept. 11, 1965 at San Diego
Lionel Taylor	9-172, 1 TD	Sept. 19, 1965 vs. Buffalo
Lionel Taylor	7-114, 0 TD	Nov. 7, 1965 vs. San Diego
Lionel Taylor	11-141, 2 TD	Nov. 21, 1965 vs. Oakland
Lionel Taylor	8-164, 0 TD	Dec. 5, 1965 at Oakland
Wendell Hayes	5-126, 1 TD	Dec. 5, 1965 at Oakland
Al Denson	5-158, 1 TD	Oct. 2, 1966 vs. Houston
Charlie Mitchell	4-126, 1 TD	Dec. 4, 1966 vs. Miami
Bob Scarpitto	5-123, 3 TD	Dec. 18, 1966 at Buffalo
Al Denson	4-131, 2 TD	Sept. 3, 1967 vs. Boston
Al Denson	7-134, 1 TD	Sept. 24, 1967 vs. New York Jets
Eric Crabtree	6-123, 1 TD	Oct. 22, 1967 vs. San Diego
Al Denson	4-107, 1 TD	Oct. 29, 1967 at Kansas City
Al Denson	7-102, 2 TD	Nov. 19, 1967 at Buffalo
Eric Crabtree	8-107, 1 TD	Nov. 23, 1967 at San Diego
Eric Crabtree	6-129, 1 TD	Dec. 17, 1967 vs. Kansas City

OUTSTANDING PERFORMANCES, CONT.

100-YARD RECEIVING GAMES, CONT.

Player	Performance	Date, Opponent
Al Denson	8-115, 0 TD	Sept. 15, 1968 at Cincinnati
Eric Crabtree	7-113, 0 TD	Sept. 22, 1968 at Kansas City
Eric Crabtree	5-148, 1 TD	Oct. 13, 1968 at New York Jets
Jimmy Jones	8-128, 2 TD	Oct. 20, 1968 at San Diego
Floyd Little	4-165, 1 TD	Nov. 24, 1968 vs. Buffalo
Al Denson	6-131, 2 TD	Dec. 8, 1968 at Oakland
Mike Haffner	4-122, 0 TD	Dec. 14, 1968 vs. Kansas City
Al Denson	6-138, 1 TD	Sept. 28, 1969 at Buffalo
Mike Haffner	6-102, 1 TD	Oct. 26, 1969 at Houston
Al Denson	6-140, 2 TD	Nov. 23, 1969 at San Diego
John Embree	9-122, 1 TD	Nov. 23, 1969 at San Diego
Jerry Simmons	6-153, 0 TD	Nov. 21, 1971 at Kansas
Rod Sherman	4-110, 0 TD	Sept. 17, 1972 vs. Houston
Jerry Simmons	6-118, 1 TD	Oct. 22, 1972 at Oakland
Bobby Anderson	13-143, 0 TD	Sept. 10, 1973 vs. Chicago
Riley Odoms	5-114, 1 TD	Nov. 4, 1973 at St. Louis
Haven Moses	5-108, 2 TD	Nov. 25, 1973 vs. Kansas City
Haven Moses	5-132, 0 TD	Oct. 13, 1974 vs. New Orleans
Floyd Little	7-127, 0 TD	Oct. 20, 1974 vs. San Diego
Riley Odoms	7-125, 0 TD	Nov. 18, 1974 vs. Kansas City
Rick Upchurch	3-153, 1 TD	Sept. 21, 1975 vs. Kansas City
Haven Moses	5-168, 2 TD	Jan. 1, 1978 vs. Oakland*
Haven Moses	5-115, 0 TD	Nov. 12, 1978 at Cleveland
Haven Moses	5-101, 1 TD	Nov. 19, 1978 vs. Green Bay
Riley Odoms	7-165, 2 TD	Dec. 10, 1978 vs. Kansas City
Haven Moses	5-116, 1 TD	Dec. 16, 1978 vs. Pittsburgh
Riley Odoms	5-125, 0 TD	Sept. 23, 1979 vs. Seattle
Haven Moses	4-107, 1 TD	Oct. 14, 1979 at Kansas City
Haven Moses	5-133, 1 TD	Oct. 22, 1979 at Pittsburgh
Riley Odoms	7-114, 0 TD	Oct. 28, 1979 vs. Kansas City
Haven Moses	5-103, 1 TD	Sept. 21, 1980 vs. San Diego
Haven Moses	6-141, 0 TD	Dec. 14, 1980 vs. Oakland
Riley Odoms	8-128, 1 TD	Dec. 14, 1980 vs. Oakland
Steve Watson	7-143, 3 TD	Sept. 20, 1981 vs. Baltimore
Steve Watson	8-178, 2 TD	Sept. 27, 1981 vs. San Diego
Steve Watson	5-182, 2 TD	Oct. 11, 1981 vs. Detroit
Rick Upchurch	5-138, 0 TD	Oct. 18, 1981 at Kansas City
Steve Watson	5-102, 1 TD	Nov. 22, 1981 at Cincinnati
Steve Watson	2-103, 0 TD	Dec. 6, 1981 vs. Kansas City
Rick Upchurch	6-102, 2 TD	Dec. 20, 1981 at Chicago
Steve Watson	5-101, 1 TD	Dec. 5, 1982 vs. Atlanta
Steve Watson	10-183, 0 TD	Dec. 12, 1982 at Los Angeles Rams
Steve Watson	6-161, 1 TD	Sept. 11, 1983 at Baltimore
Steve Watson	8-119, 0 TD	Oct. 16, 1983 vs. Cincinnati
Steve Watson	6-121, 1 TD	Oct. 30, 1983 vs. Kansas City
Rick Upchurch	6-143, 0 TD	Oct. 30, 1983 vs. Kansas City
Steve Watson	7-110, 1 TD	Nov. 6, 1983 at Seattle
Steve Watson	4-119, 1 TD	Nov. 20, 1983 vs. Seattle
Clint Sampson	3-101, 2 TD	Dec. 4, 1983 vs. Cleveland
Steve Watson	7-111, 1 TD	Oct. 7, 1984 at Detroit
Butch Johnson	9-156, 2 TD	Nov. 4, 1984 vs. New England
Steve Watson	8-134, 1 TD	Nov. 4, 1984 vs. New England
Steve Watson	5-123, 2 TD	Nov. 18, 1984 vs. Minnesota
Steve Watson	11-177, 1 TD	Dec. 30, 1984 vs. Pittsburgh*
Vance Johnson	6-116, 1 TD	Dec. 14, 1985 vs. Kansas City
Vance Johnson	5-121, 1 TD	Jan. 25, 1987 vs. N.Y. Giants*
Bobby Micho	9-105, 2 TD	Oct. 18, 1987 at Kansas City
Vance Johnson	5-115, 1 TD	Nov. 22, 1987 at L.A. Raiders
Ricky Nattiel	4-118, 1 TD	Nov. 29, 1987 at San Diego
Vance Johnson	4-105, 0 TD	Jan. 10, 1988 vs. Houston*
Mark Jackson	4-134, 1 TD	Jan. 17, 1988 vs. Cleveland*
Vance Johnson	7-134, 0 TD	Sept. 26, 1988 vs. L.A. Raiders
Ricky Nattiel	3-102, 1 TD	Oct. 23, 1988 at Pittsburgh
Mark Jackson	6-140, 2 TD	Nov. 27, 1988 vs. L.A. Rams
Mark Jackson	7-145, 0 TD	Dec. 4, 1988 at L.A. Raiders
Mark Jackson	7-137, 1 TD	Dec. 11, 1988 at Seattle
Vance Johnson	5-145, 1 TD	Oct. 1, 1989 at Cleveland

OUTSTANDING PERFORMANCES, CONT.

100-YARD RECEIVING GAMES, CONT.

Player	Performance	Date, Opponent
Vance Johnson	5-145, 1 TD	Oct. 1, 1989 at Cleveland
Michael Young	6-137, 0 TD	Oct. 22, 1989 at Seattle
Vance Johnson	9-148, 1 TD	Oct. 29, 1989 vs. Philadelphia
Vance Johnson	6-154, 2 TD	Nov. 26, 1989 vs. Seattle
Mark Jackson	5-111, 0 TD	Jan. 7, 1990 vs. Pittsburgh*
Michael Young	2-123, 1 TD	Jan. 14, 1990 vs. Cleveland*
Vance Johnson	6-150, 0 TD	Sept. 17, 1990 vs. Kansas City
Vance Johnson	9-120, 0 TD	Sept. 23, 1990 vs. Seattle
Mark Jackson	6-127, 1 TD	Oct. 21, 1990 at Indianapolis
Mark Jackson	7-111, 0 TD	Oct. 6, 1991 at Houston
Vance Johnson	7-100, 0 TD	Jan. 12, 1991 at Buffalo*
Shannon Sharpe	9-118, 0 TD	Oct. 4, 1992 vs. Kansas City
Mark Jackson	5-113, 2 TD	Oct. 25, 1992 at San Diego
Arthur Marshall	5-134, 1 TD	Nov. 8, 1992 vs. N.Y. Jets
Mark Jackson	3-108, 1 TD	Nov. 15, 1992 vs. N.Y. Giants
Shannon Sharpe	7-109, 1 TD	Dec. 12, 1992 at Buffalo
Derek Russell	6-104, 0 TD	Sept. 12, 1993 at Kansas City
Vance Johnson	10-148, 1 TD	Oct. 10, 1993 at Green Bay
Derek Russell	5-111, 0 TD	Oct. 18, 1993 vs. L.A. Raiders
Shannon Sharpe	7-104, 0 TD	Nov. 14, 1993 vs. Minnesota
Shannon Sharpe	6-115, 2 TD	Jan. 2, 1994 at L.A. Raiders
Shannon Sharpe	13-156, 1 TD	Jan. 9, 1994 at L.A. Raiders*
Mike Pritchard	5-119, 1 TD	Sept. 4, 1994 vs. San Diego
Mike Pritchard	9-100, 0 TD	Sept. 11, 1994 at New York Jets
Anthony Miller	6-105, 1 TD	Sept. 11, 1994 at New York Jets
Shannon Sharpe	6-121, 1 TD	Oct. 23, 1994 at San Diego
Anthony Miller	6-102, 1 TD	Nov. 20, 1994 vs. Atlanta
Cedric Tillman	8-175, 0 TD	Nov. 20, 1994 vs. Atlanta
Anthony Miller	5-116, 1 TD	Nov. 27, 1994 vs. Cincinnati
Anthony Miller	6-153, 0 TD	Dec. 4, 1994 at Kansas City
Anthony Miller	3-118, 0 TD	Dec. 17, 1994 at San Francisco
Shannon Sharpe	10-180, 0 TD	Sept. 3, 1995 vs. Buffalo
Anthony Miller	6-108, 3 TD	Sept. 10, 1995 at Dallas
Anthony Miller	7-149, 2 TD	Oct. 16, 1995 vs. Oakland
Shannon Sharpe	8-137, 1 TD	Nov. 19, 1995 vs. San Diego
Anthony Miller	6-152, 2 TD	Nov. 26, 1995 at Houston
Shannon Sharpe	9-131, 0 TD	Sept. 22, 1996 at Kansas City
Anthony Miller	5-131, 1 TD	Sept. 29, 1996 at Cincinnati
Shannon Sharpe	13-153, 3 TD	Oct. 6, 1996 vs. San Diego
Shannon Sharpe	9-161, 0 TD	Oct. 20, 1996 vs. Baltimore
Rod Smith	5-122, 0 TD	Aug. 31, 1997 vs. Kansas City
Rod Smith	4-126, 2 TD	Sept. 14, 1997 vs. St. Louis
Shannon Sharpe	6-119, 1 TD	Sept. 28, 1997 at Atlanta
Rod Smith	5-130, 0 TD	Oct. 6, 1997 vs. New England
Rod Smith	5-114, 1 TD	Nov. 2, 1997 vs. Seattle
Shannon Sharpe	8-174, 0 TD	Nov. 9, 1997 vs. Carolina
Rod Smith	7-114, 0 TD	Nov. 16, 1997 at Kansas City
Shannon Sharpe	10-142, 0 TD	Nov. 24, 1997 vs. Oakland
Ed McCaffrey	7-111, 2 TD	Nov. 30, 1997 at San Diego
Rod Smith	4-115, 2 TD	Dec. 7, 1997 at Pittsburgh
Shannon Sharpe	8-162, 1 TD	Dec. 21, 1997 vs. San Diego
Ed McCaffrey	5-117, 0 TD	Sept. 13, 1998 vs. Dallas
Rod Smith	8-136, 1 TD	Oct. 11, 1998 at Seattle
Ed McCaffrey	7-133, 1 TD	Nov. 1, 1998 at Cincinnati
Ed McCaffrey	9-133, 1 TD	Nov. 8, 1998 vs. San Diego
Rod Smith	8-101, 1 TD	Nov. 29, 1998 at San Diego
Ed McCaffrey	6-103, 1 TD	Dec. 6, 1998 vs. Kansas City
Rod Smith	8-165, 0 TD	Dec. 6, 1998 vs. Kansas City
Rod Smith	9-158, 1 TD	Dec. 27, 1998 vs. Seattle
Rod Smith	5-152, 1 TD	Jan. 31, 1999 vs. Atlanta Δ
Ed McCaffrey	6-105, 3 TD	Sept. 13, 1999 vs. Miami
Byron Chamberlain	3-123, 0 TD	Oct. 17, 1999 vs. Green Bay
Ed McCaffrey	5-116, 2 TD	Oct. 17, 1999 vs. Green Bay
Ed McCaffrey	5-111, 0 TD	Oct. 24, 1999 at New England
Rod Smith	7-117, 0 TD	Oct. 31, 1999 vs. Minnesota
Ed McCaffrey	6-125, 1 TD	Nov. 14, 1999 at Seattle
Rod Smith	8-106, 0 TD	Dec. 5, 1999 vs. Kansas City
Rod Smith	9-106, 0 TD	Jan. 2, 2000 vs. San Diego

OUTSTANDING PERFORMANCES, CONT.

100-YARD RECEIVING GAMES, CONT.

Player	Performance	Date, Opponent
Ed McCaffrey	7-115, 0 TD	Sept. 4, 2000 at St. Louis
Rod Smith	7-117, 2 TD	Sept. 10, 2000 vs. Atlanta
Rod Smith	8-134, 0 TD	Sept. 24, 2000 vs. Kansas City
Rod Smith	13-160, 0 TD	Oct. 1, 2000 vs. New England
Ed McCaffrey	5-129, 0 TD	Oct. 15, 2000 vs. Cleveland
Rod Smith	5-111, 3 TD	Oct. 15, 2000 vs. Cleveland
Ed McCaffrey	10-136, 0 TD	Oct. 22, 2000 at Cincinnati
Rod Smith	7-110, 1 TD	Oct. 22, 2000 at Cincinnati
Rod Smith	5-134, 0 TD	Nov. 5, 2000 vs. New York Jets
Ed McCaffrey	10-148, 2 TD	Nov. 19, 2000 vs. San Diego
Rod Smith	11-187, 1 TD	Nov. 19, 2000 vs. San Diego
Ed McCaffrey	8-112, 1 TD	Dec. 10, 2000 vs. Seattle
Rod Smith	6-101, 0 TD	Dec. 17, 2000 at Kansas City
Rod Smith	9-115, 1 TD	Sept. 10, 2001 vs. New York Giants
Rod Smith	14-162, 2 TD	Sept. 23, 2001 vs. Arizona
Rod Smith	8-110, 1 TD	Oct. 7, 2001 vs. Kansas City
Rod Smith	6-159, 1 TD	Oct. 28, 2001 vs. New England
Rod Smith	8-100, 1 TD	Dec. 16, 2001 at Kansas City

(*Denotes Postseason; Δ Denotes Super Bowl XXXIII)

TOTALS — Rod Smith 27 (includes one postseason game), Lionel Taylor 24, Steve Watson 16 (includes one postseason game), Shannon Sharpe 15 (includes one postseason game), Ed McCaffrey 14, Vance Johnson 12 (includes three postseason games), Al Denson 10, Mark Jackson 10 (includes two postseason games), Haven Moses 10 (includes one postseason game), Anthony Miller 9, Riley Odoms 6, Eric Crabtree 5, Al Frazier 4, Bob Scarpitto 4, Rick Upchurch 4, Al Carmichael 3, Floyd Little 2, Ricky Nattiel 2, Mike Pritchard 2, Derek Russell 2, Jerry Simmons 2, Michael Young 2 (includes one postseason game), Bobby Anderson 1, Byron Chamberlain 1, John Embree 1, Wendell Jones 1, Arthur Marshall 1, Bobby Miche 1, Charlie Mitchell 1, Gene Prebola 1, Clint Sampson 1, Rod Sherman 1, Donnie Stone 1, Jerry Tarr 1, Cedric Tillman 1.

Most 100-yard games, regular season

- 8—Rod Smith, 2000
- 7—Lionel Taylor, 1960
- 6—Rod Smith, 1997
- 5—Rod Smith, 2001
- 5—Ed McCaffrey, 2000
- 5—Anthony Miller, 1994
- 5—Steve Watson, 1983
- 5—Steve Watson, 1981

Most consecutive 100-yard games

- 3—Rod Smith, 10/15/00, 10/22/00 & 11/5/00
- 3—Anthony Miller, 11/20/94, 11/27/94 & 12/4/94
- 3—Mark Jackson, 11/27/88, 12/4/88 & 12/11/88
- 3—Lionel Taylor, 9/24/61, 10/1/61 & 11/8/61

Most 100-yard games by a rookie

- 7—Lionel Taylor, 1960
- 3—Al Frazier, 1961

300-YARD PASSING GAMES — 69 TOTAL (65 REGULAR SEASON / 4 POSTSEASON)

Player	Performance	Opponent
Frank Tripucka	30-52-2, 375 yds., 3 TD	Nov. 6, 1960 vs. Houston
Frank Tripucka	19-41-5, 328 yds., 3 TD	Nov. 27, 1960 vs. Buffalo
Frank Tripucka	28-47-2, 376 yds., 2 TD	Sept. 7, 1962 vs. San Diego
Frank Tripucka	29-56-3, 447 yds., 2 TD	Sept. 15, 1962 at Buffalo
Frank Tripucka	26-40-1, 308 yds., 1 TD	Oct. 21, 1962 vs. Houston
Jacky Lee	11-36-1, 370 yds., 1 TD	Dec. 5, 1965 at Oakland
John McCormick	13-37-3, 328 yds., 3 TD	Dec. 18, 1966 at Buffalo
Marlin Briscoe	12-29-2, 335 yds., 4 TD	Nov. 24, 1968 vs. Buffalo
Steve Tensi	19-26-1, 301 yds., 3 TD	Nov. 23, 1969 at San Diego
Charley Johnson	20-28-0, 361 yds., 2 TD	Oct. 22, 1972 at Oakland
Charley Johnson	24-39-2, 326 yds., 1 TD	Sept. 20, 1973 vs. Chicago
Charley Johnson	28-42-2, 445 yds., 2 TD	Nov. 18, 1974 vs. Kansas City
Charley Johnson	12-20-2, 329 yds., 3 TD	Sept. 21, 1975 vs. Kansas City
Craig Morton	27-39-2, 306 yds., 2 TD	Nov. 16, 1980 vs. New York Jets
Craig Morton	18-30-1, 338 yds., 1 TD	Dec. 14, 1980 vs. Oakland
Craig Morton	17-18-0, 308 yds., 4 TD	Sept. 27, 1981 vs. San Diego
Craig Morton	25-38-1, 342 yds., 2 TD	Oct. 18, 1981 at Kansas City
Steve DeBerg	21-34-2, 305 yds., 2 TD	Nov. 22, 1981 at Cincinnati
Steve DeBerg	23-31-1, 307 yds., 2 TD	Dec. 12, 1982 at L.A. Rams
Steve DeBerg	21-41-0, 350 yds., 1 TD	Oct. 30, 1983 vs. Kansas City

OUTSTANDING PERFORMANCES, CONT.

300-YARD PASSING GAMES, CONT.

Player	Performance	Opponent
John Elway	23-44-0, 345 yds., 3 TD	Dec. 11, 1983 vs. Baltimore
John Elway	25-40-1, 315 yds., 3 TD	Nov. 4, 1984 vs. New England
John Elway	28-43-1, 353 yds., 4 TD	Sept. 15, 1985 vs. New Orleans
John Elway	22-37-5, 301 yds., 1 TD	Dec. 14, 1985 vs. Kansas City
John Elway	24-42-0, 432 yds., 1 TD	Dec. 20, 1985 at Seattle
John Elway	18-32-1, 321 yds., 1 TD	Oct. 26, 1986 vs. Seattle
John Elway	29-47-2, 336 yds., 0 TD	Nov. 23, 1986 at N.Y. Giants
John Elway	22-37-1, 304 yds., 1 TD	Jan. 25, 1987 vs. N.Y. Giants*
John Elway	22-32-1, 338 yds., 4 TD	Sept. 13, 1987 vs. Seattle
John Elway	21-40-2, 341 yds., 3 TD	Nov. 16, 1987 vs. Chicago
John Elway	21-32-1, 347 yds., 3 TD	Nov. 29, 1987 at San Diego
John Elway	21-42-2, 335 yds., 1 TD	Dec. 13, 1987 at Seattle
John Elway	29-49-3, 324 yds., 2 TD	Dec. 4, 1988 at L.A. Raiders
John Elway	18-35-0, 344 yds., 2 TD	Oct. 22, 1989 at Seattle
John Elway	20-36-0, 385 yds., 3 TD	Jan. 14, 1990 vs. Cleveland*
John Elway	21-30-0, 317 yds., 2 TD	Oct. 21, 1990 at Indianapolis
John Elway	24-36-1, 328 yds., 2 TD	Dec. 9, 1990 at Kansas City
John Elway	24-42-1, 301 yds., 2 TD	Oct. 6, 1991 at Houston
John Elway	23-38-0, 311 yds., 2 TD	Oct. 4, 1992 vs. Kansas City
John Elway	28-45-1, 300 yds., 1 TD	Sept. 20, 1993 at Kansas City
John Elway	33-59-1, 367 yds., 1 TD	Oct. 10, 1993 at Green Bay
John Elway	25-36-0, 361 yds., 3 TD	Jan. 2, 1994 at L.A. Raiders
John Elway	29-47-1, 302 yds., 3 TD	Jan. 9, 1994 at L.A. Raiders*
John Elway	36-46-2, 371 yds., 3 TD	Sept. 4, 1994 vs. San Diego
John Elway	29-41-1, 319 yds., 1 TD	Sept. 11, 1994 at N.Y. Jets
John Elway	30-41-0, 349 yds., 2 TD	Oct. 30, 1994 vs. Cleveland
John Elway	27-42-1, 382 yds., 2 TD	Nov. 20, 1994 vs. Atlanta
John Elway	22-41-1, 317 yds., 0 TD	Sept. 3, 1995 vs. Buffalo
John Elway	30-47-0, 327 yds., 2 TD	Sept. 17, 1995 vs. Washington
John Elway	23-46-0, 324 yds., 2 TD	Oct. 16, 1995 vs. Oakland
John Elway	27-41-2, 332 yds., 2 TD	Nov. 26, 1995 at Houston
John Elway	24-41-1, 320 yds., 2 TD	Dec. 24, 1995 at Oakland
John Elway	23-37-1, 335 yds., 2 TD	Sept. 29, 1996 at Cincinnati
John Elway	32-41-1, 323 yds., 4 TD	Oct. 6, 1996 vs. San Diego
John Elway	25-39-1, 326 yds., 3 TD	Oct. 20, 1996 vs. Baltimore
John Elway	27-36-1, 334 yds., 2 TD	Nov. 24, 1996 at Minnesota
John Elway	26-46-0, 309 yds., 1 TD	Oct. 19, 1997 at Oakland
John Elway	22-32-1, 400 yds., 2 TD	Dec. 6, 1998 vs. Kansas City
John Elway	26-36-0, 338 yds., 4 TD	Dec. 27, 1998 vs. Seattle
John Elway	18-29-1, 336 yds., 1 TD	Jan. 31, 1999 vs. AtlantaΔ
Brian Griese	19-31-1, 363 yds., 2 TD	Oct. 17, 1999 vs. Green Bay
Brian Griese	25-38-0, 316 yds., 1 TD	Oct. 24, 1999 at New England
Brian Griese	19-29-0, 307 yds., 2 TD	Sept. 4, 2000 at St. Louis
Brian Griese	31-50-1, 361 yds., 1 TD	Oct. 1, 2000 vs. New England
Brian Griese	19-34-0, 336 yds., 3 TD	Oct. 15, 2000 vs. Cleveland
Brian Griese	30-45-1, 365 yds., 2 TD	Oct. 22, 2000 at Cincinnati
Brian Griese	22-35-1, 327 yds., 2 TD	Nov. 5, 2000 at New York Jets
Gus Frerotte	36-58-4, 462 yds., 5 TD	Nov. 19, 2000 vs. San Diego
Brian Griese	29-19-0, 330 yds., 3 TD	Sept. 10, 2001 vs. N.Y. Giants

(*Denotes Postseason; ΔDenotes Super Bowl XXXIII)

TOTALS—John Elway 40 (includes four postseason games), Brian Griese 8, Frank Tripucka 5, Charley Johnson 4, Craig Morton 4, Steve DeBerg 3, Gus Frerotte 1, Jacky Lee 1, John McCormick 1, Marlin Briscoe 1, Steve Tensi 1.

Most 300-yard games, season

- 5—Brian Griese, 2000
- 5—John Elway, 1995
- 4—John Elway, 1987, '93, '94, '96

Most consecutive 300-yard games

- 3—Brian Griese, 2000
- 3—John Elway, 1996, 1993-94

Most 300-yard games by a rookie

- 1—John Elway, 1983 / Marlin Briscoe, 1968



PLAYER HISTORY

ALL-TIME HONORS

2001

Pro Bowl: Dwayne Carswell, Jason Elam, Ian Gold, Deltha O'Neal, Trevor Pryce, Rod Smith, Al Wilson (Pryce and Smith did not play in game due to injury). **AII-NFL:** Jason Elam (2nd team AP, College & Pro Football Newsweekly and Football News), Trevor Pryce (2nd team AP and College & Pro Football Newsweekly), Rod Smith (1st team Football Digest, 2nd team AP), Deltha O'Neal (2nd team College & Pro Football Newsweekly). **AII-AFC:** Jason Elam (Pro Football Weekly, Football News), Ian Gold (Pro Football Weekly), Deltha O'Neal (Pro Football Weekly), Trevor Pryce (Football News), Rod Smith (Pro Football Weekly). **NFL Alumni Special Teams Player of the Year:** Jason Elam.

2000

Pro Bowl: Brian Griese, Tom Nalen, Trevor Pryce, Rod Smith (Griese and Nalen did not play in game due to injury). **AII-NFL:** Howard Griffith (2nd team College & Pro Football Newsweekly and Football Digest), Ed McCaffrey (Sports Illustrated), Tom Nalen (AP, USA Today, Sports Illustrated, The Sporting News, Football Digest; 2nd team College & Pro Football Newsweekly), Trevor Pryce (2nd team College & Pro Football Newsweekly), Rod Smith (USA Today, College & Pro Football Newsweekly, Football Digest; 2nd team AP). **AII-AFC:** Tom Nalen (Pro Football Weekly, Football News), Trevor Pryce (Pro Football Weekly, Football News), Rod Smith (Pro Football Weekly, Football News). **NFL Offensive Rookie of the Year:** Mike Anderson (AP, Pro Football Weekly, Football Digest). **NFL Rookie of the Year:** Mike Anderson (USA Today). **AII-Rookie:** Mike Anderson (Pro Football Weekly, Football News, Football Digest), Deltha O'Neal (punt returner—Football News).

1999

Pro Bowl: Tom Nalen, Trevor Pryce, Detron Smith (Nalen did not play in game due to injury). **AII-NFL:** Trevor Pryce (AP, Sports Illustrated, College & Pro Football Newsweekly, 2nd team Football Digest), Tom Nalen (The Sporting News, Football Digest, 2nd team AP). **AII-AFC:** Trevor Pryce (Pro Football Weekly), Detron Smith (special teams; Pro Football Weekly). **AII-Rookie:** Olandis Gary (Pro Football Weekly, College & Pro Football Newsweekly, Football News, Football Digest), Chris Watson (kick returner; College & Pro Football Newsweekly).

1998

Pro Bowl: Steve Atwater, Terrell Davis, Jason Elam, John Elway, Tony Jones, Ed McCaffrey, Tom Nalen, Bill Romanowski, Mark Schlereth, Shannon Sharpe (Davis and Sharpe did not play in game due to injury). **AII-NFL:** Terrell Davis (AP, Sports Illustrated, The Sporting News, USA Today, Pro Football Weekly, College & Pro Football Newsweekly, Football Digest), Jason Elam (2nd team AP, College & Pro Football Newsweekly, Football Digest), Howard Griffith (2nd team Football Digest), Ed McCaffrey (2nd team AP), Tom Nalen (USA Today), Mark Schlereth (2nd team College & Pro Football Newsweekly), Shannon Sharpe (AP, The Sporting News, USA Today, Pro Football Weekly, College & Pro Football Newsweekly, Football Digest), Rod Smith (2nd team College & Pro Football Newsweekly). **AII-AFC:** Terrell Davis (Pro Football Weekly, Football News), Jason Elam (Pro Football Weekly, Football News), Vaughn Hebronn (kick returner—Pro Football Weekly), Ed McCaffrey (Football News), Shannon Sharpe (Pro Football Weekly, Football News). **AII-Rookie:** Eric Brown (Football News, Football Digest, College & Pro Football Newsweekly). **Super Bowl XXXIII Most Valuable Player (Pete Rozelle Trophy):** John Elway. **NFL Most Valuable Player:** Terrell Davis (AP, Pro Football Weekly, Pro Football Writers of America). **NFL Player of the Year:** Terrell Davis (Sporting News, Football Digest, NFL Films). **NFL Offensive Player of the Year:** Terrell Davis (AP, College & Pro Football Newsweekly). **AFC Player of the Year:** Terrell Davis (Football News). **AFC Offensive Player of the Year:** Terrell Davis (Kansas City 101 Club). **San Diego Hall of Champions Professional Star of the Year:** Terrell Davis. **Colorado Sports Hall of Fame Inductee:** John Elway (Class of 1999). **Colorado Sports Hall of Fame Professional Athlete of the Year:** Terrell Davis. **ESPY Award for Pro Football Performer of the Year:** Terrell Davis.

1997

Pro Bowl: Terrell Davis, John Elway, Tom Nalen, Shannon Sharpe, Neil Smith (Elway did not play in game due to injury). **AII-NFL:** Terrell Davis (AP, Sports Illustrated, The Sporting News, USA Today, Pro Football Weekly, College & Pro Football Newsweekly, Football News, Football Digest), John Elway (College & Pro Football Newsweekly 2nd team), Darrien Gordon (1st team punt returner—Sports Illustrated, The Sporting News, USA Today, Pro Football Weekly; 2nd team punt returner—Football Digest, College & Pro Football Newsweekly), John Mobley (1st team AP, The Sporting News, Pro Football Weekly, Football Digest; 2nd team College & Pro Football Newsweekly), Tom Nalen (2nd team College & Pro Football Newsweekly), Mark Schlereth (Sports Illustrated), Shannon Sharpe (AP, The Sporting News, USA Today, Pro Football Weekly, College & Pro Football Newsweekly 1st team; Football Digest 2nd team). **AII-AFC:** John Elway (Pro Football Weekly, Football News), Darrien Gordon (punt returner—Pro Football Weekly, Football News), John Mobley (Pro Football Weekly), Shannon Sharpe (Pro Football Weekly). **Super Bowl XXXII Most Valuable Player (Pete Rozelle Trophy):** Terrell Davis. **AFC Player of the Year:** Terrell Davis (Football News, Touchdown Club of Columbus). **AFC Offensive Player of the Year:** Terrell Davis (Kansas City 101 Club). **San Diego Hall of Champions Professional Star of the Year:** Terrell Davis. **Colorado Sports Hall of Fame King of the Hill Award:** Terrell Davis. **ESPY Award for Best Performance Under Pressure:** Terrell Davis.

1996

Pro Bowl: Steve Atwater, Tyrone Braxton, Terrell Davis, John Elway, Michael Dean Perry, Bill Romanowski, Shannon Sharpe, Alfred Williams, Gary Zimmerman (Atwater, Elway and Zimmerman did not play in game due to injury). **AII-NFL:** Steve Atwater (AP 2nd team), Terrell Davis (AP, Sports Illustrated, The Sporting News, USA Today, Pro Football Weekly, Football News, College & Pro Football Newsweekly), John Elway (AP 2nd team, College & Pro Football Newsweekly 2nd team), Bill Romanowski (College & Pro Football Newsweekly 2nd team), Shannon Sharpe (AP, Sports Illustrated, The Sporting News, Pro Football Weekly, Football Digest, College & Pro Football Newsweekly), Alfred Williams (AP, The Sporting News, Pro Football Weekly, Football Digest, College & Pro Football Newsweekly 2nd team), Gary Zimmerman (AP, Sports Illustrated, The Sporting News, Pro Football Weekly, Football Digest, College & Pro Football Newsweekly). **AII-AFC:** Steve Atwater (UPI, Pro Football Weekly), Tyrone Braxton (Football News, UPI 2nd team), Terrell Davis (UPI, Football News), John Elway (UPI, Pro Football Weekly, Football News), Michael Dean Perry (UPI 2nd team), Bill Romanowski (UPI 2nd team), Shannon Sharpe (UPI, Football News), Alfred Williams (UPI, Football News), Gary Zimmerman (UPI, Football News). **AII-Rookie Team:** John Mobley (Pro Football Weekly, Football News, College & Pro Football Newsweekly). **NFL Most Valuable Player:** Terrell

Davis (Sports Illustrated). **NFL Offensive Player of the Year:** Terrell Davis (Associated Press). **AFC Player of the Year:** John Elway (Football News, Touchdown Club of Columbus). **AFC Most Valuable Player:** John Elway (NFLPA). **AFC Offensive Player of the Year:** Terrell Davis (UPI), John Elway (Kansas City 101 Club). **NFL Coach of the Year:** Mike Shanahan (Touchdown Club of Columbus). **AFC Coach of the Year:** Mike Shanahan (Kansas City 101 Club).

1995

Pro Bowl: Steve Atwater, Jason Elam, Glyn Milburn, Anthony Miller, Shannon Sharpe, Gary Zimmerman (Zimmerman did not play in game due to injury). **AII-NFL:** Steve Atwater (College & Pro Football Newsweekly 2nd team), Jason Elam (AP 2nd team, College & Pro Football Newsweekly 2nd team, Football Digest 2nd team), Glyn Milburn (AP 2nd team, Sporting News 1st team, College & Pro Football Newsweekly 2nd team, Football Digest 1st team), Shannon Sharpe (AP 2nd team), Gary Zimmerman (AP 2nd team, Football Digest 1st team). **AII-AFC:** Steve Atwater (UPI 1st team), Terrell Davis (UPI 2nd team), Jason Elam (UPI 1st team), Glyn Milburn (Football News 1st team), Michael Dean Perry (UPI 2nd team), Shannon Sharpe (UPI 2nd team), Gary Zimmerman (Football News 1st team, UPI 1st team). **NFL All-Rookie Team:** Terrell Davis (College & Pro Football Newsweekly, Football News, Pro Football Weekly). **NFL Rookie of the Year:** Terrell Davis (Football Digest). **Earl Hartman Awards (Broncos Most Valuable Players):** Terrell Davis (offense), Steve Atwater (defense), Glyn Milburn (special teams). **Bob Peck Award (Most Inspirational Player):** Michael Dean Perry. **Bob Martin Award (For cooperation with local media):** Lionel Washington.

1994

Pro Bowl: Steve Atwater, John Elway, Shannon Sharpe, Gary Zimmerman (Sharpe did not play in game). **AII-NFL:** Shannon Sharpe (College & Pro Football Newsweekly 2nd team, Football Digest 2nd team). **AII-AFC:** Tom Rouen (UPI 2nd team), Shannon Sharpe (UPI 2nd team), Gary Zimmerman (UPI 2nd team). **Earl Hartman Awards (Broncos Most Valuable Players):** John Elway (offense), Steve Atwater (defense), Ray Jacobs (special teams). **Bob Peck Award (Most Inspirational Player):** Shannon Sharpe. **Bob Martin Award (For cooperation with local media):** Shannon Sharpe.

1993

Pro Bowl: Steve Atwater, John Elway, Karl Mecklenburg, Shannon Sharpe, Dennis Smith. **AII-NFL:** Shannon Sharpe (AP, Pro Football Weekly/Pro Football Writers of America, The Sporting News, Sports Illustrated, College & Pro Football Newsweekly, Football Digest), John Elway (AP 2nd team, College & Pro Football Newsweekly 2nd team, Football Digest 2nd team), Simon Fletcher (Football Digest 2nd team), Dennis Smith (College & Pro Football Newsweekly 2nd team), Gary Zimmerman (AP 2nd team, College & Pro Football Newsweekly 2nd team). **AII-AFC:** Steve Atwater (UPI, Football News), John Elway (UPI, Football News), Shannon Sharpe (UPI, Football News). **NFL All-Rookie:** Jason Elam (Pro Football Weekly/Pro Football Writers of America, Football News, College & Pro Football Newsweekly, Football Digest). **AFC Most Valuable Player:** John Elway (NFL Players Association). **AFC Player of the Year:** John Elway (Football News). **AFC Offensive Player of the Year:** John Elway (UPI, Kansas City 101 Club). **Rookie Coach of the Year:** Wade Phillips (College & Pro Football Newsweekly). **Earl Hartman Awards (Broncos Most Valuable Players):** John Elway (offense), Simon Fletcher (offense), Reggie Rivers (special teams). **Bob Peck Award (Most Inspirational Player):** Dennis Smith. **Bob Martin Award (For cooperation with local media):** Tyrone Braxton.

1992

Pro Bowl: Steve Atwater, Michael Brooks, Shannon Sharpe. **AII-NFL:** Steve Atwater (AP, Pro Football Weekly/Pro Football Writers of America, The Sporting News, Football Digest, NEA), Michael Brooks (Sports Illustrated, College and Pro Football Newsweekly 2nd team), Greg Kragen (AP 2nd team, College and Pro Football Newsweekly 2nd team). **AII-AFC:** Steve Atwater (Football News). **NFL All-Rookie:** Russell Freeman (Football News, College and Pro Football Newsweekly), Arthur Marshall (Pro Football Weekly/Pro Football Writers of America, Football News, College and Pro Football Newsweekly). **Colorado Sports Hall of Fame Pro Athlete of the Year:** Michael Brooks. **Earl Hartman Awards (Broncos Most Valuable Players):** John Elway (offense), Simon Fletcher (defense), Keith Traylor (special teams). **Bob Peck Award (Most Inspirational Player):** Dennis Smith. **Bob Martin Award (For cooperation with local media):** Reggie Rivers.

1991

Pro Bowl: Steve Atwater, Gaston Green, Karl Mecklenburg, Dennis Smith. **AII-NFL:** Steve Atwater (AP, Pro Football Weekly, College and Pro Football Newsweekly 2nd-team), Greg Kragen (Sports Illustrated). **AII-AFC:** Steve Atwater (Football News, Pro Football Weekly). **AFC Coach of the Year:** Dan Reeves (Football News, Kansas City 101 Club). **NFL Rookie of the Year:** Mike Croel (Bert Bell Award-World Almanac, Pro Football Weekly, Washington Touchdown Club, Pro-Set). **AFC Defensive Rookie of the Year:** Mike Croel (AP, College and Pro Football Newsweekly). **NFL All-Rookie:** Mike Croel (Football News, Pro Football Weekly, College and Pro Football Newsweekly, Football Digest), Reggie Johnson (Pro Football Digest), Keith Traylor (Pro Football Weekly, Football Digest). **Earl Hartman Awards (Broncos Most Valuable Players):** John Elway (offense), Dennis Smith (defense), Alton Montgomery (special teams). **Bob Peck Memorial Award (Most Inspirational Player):** Kenny Walker. **Bob Martin Award (For cooperation with local media):** Greg Kragen.

1990

Pro Bowl: Steve Atwater, Bobby Humphrey, Dennis Smith. **AII-NFL:** Steve Atwater (College and Pro Football Newsweekly-second team), Mike Horan (College and Pro Football Newsweekly-second team). **AII-AFC:** Steve Atwater (UPI, Football News), Mike Horan (UPI-second team, Football News). **Earl Hartman Award (Broncos Most Valuable Players):** Bobby Humphrey (offense), Steve Atwater (defense), Kevin Clark (special teams). **Bob Peck Memorial Award (Most Inspirational Player):** Keith Kartz. **Bob Martin Award (for cooperation with media):** Mark Jackson.

1989

Pro Bowl: Greg Kragen, Karl Mecklenburg, Dennis Smith, David Treadwell. **AII-NFL:** Mike Horan (College and Pro Football Newsweekly 2nd team), Karl Mecklenburg (AP, Pro Football Weekly, Sports Illustrated, NEA-World Almanac, Football Digest), Dennis Smith (AP 2nd team). **AII-AFC:** Greg Kragen (Pro Football Weekly), Karl Mecklenburg (UPI, Pro Football Weekly, Football News), Dennis Smith (Pro Football Weekly, UPI 2nd team), David Treadwell (UPI, Pro Football Weekly, Football News). **NFL Rookie of the Year:** Bobby Humphrey (Touchdown Club of Washington, D.C.). **NFL Offensive Rookie of the Year:** Bobby Humphrey (NFL Players Association). **NFL Defensive Rookie of the Year:** Steve Atwater (Football Digest). **AFC Offensive Rookie of the Year:** Bobby Humphrey (Mackey Award). **NFL All-Rookie:** Steve Atwater (UPI, Pro Football Weekly, PFWA, College and Pro Football Newsweekly, Football Digest), Bobby Humphrey (UPI, Pro Football Weekly, PFWA, College and Pro

Football Newsweekly), David Treadwell (Football Digest), Doug Widell (College and Pro Football Newsweekly, Football Digest). **Colorado Sports Hall of Fame Pro Athlete of the Year:** Bobby Humphrey. **Earl Hartman Award Winners (Broncos Most Valuable Players):** Bobby Humphrey (offense), Dennis Smith (defense), David Treadwell (special teams). **Bob Peck Memorial Award (Most Inspirational Player):** Marc Munford.

1988

Pro Bowl: Mike Horan. **AII-NFL:** Mike Horan (AP, PFWA, The Sporting News, College and Pro Football Newsweekly, Sports Illustrated, World Almanac 2nd team). **AII-AFC:** Mike Horan (UPI, Football News). **NFL All-Rookie:** Gerald Perry (UPI, Football Digest). **Earl Hartman Award Winners (Broncos Most Valuable Players):** John Elway and Sammy Winder (offense), Simon Fletcher (defense), Ken Bell (special teams). **Bob Peck Memorial Award (Most Inspirational Player):** Keith Bishop and Billy Bryan.

1987

Pro Bowl: Keith Bishop, John Elway, Karl Mecklenburg. **AII-NFL:** Keith Bishop (Sports Illustrated, NEA-second team), John Elway (The Sporting News, NEA, AP-second team), Karl Mecklenburg (NEA, AP-second team). **AII-AFC:** Keith Bishop (UPI-second team), John Elway (UPI, Pro Football Weekly, Football News), Rulon Jones (UPI-second team), Karl Mecklenburg (UPI, Pro Football Weekly, Football News) **NFL Most Valuable Player:** John Elway (AP). **AFC Most Valuable Player:** John Elway (NFLPA). **AFC Player of the Year:** John Elway (Football News). **AFC Offensive Player of the Year:** John Elway (UPI, Kansas City 101 Club). **NFL All-Rookie:** Ricky Nattiel (UPI, College and Pro Football Newsweekly, Football Digest, PFWA, Pro Football Weekly). **Earl Hartman Award Winners (Broncos Most Valuable Players):** John Elway (offense), Karl Mecklenburg (defense), Ken Bell (special teams). **Bob Peck Memorial Award (Most inspirational Player):** Keith Bishop.

1986

Pro Bowl: Keith Bishop, John Elway, Rulon Jones, Karl Mecklenburg, Dennis Smith, Sammy Winder. **AII-NFL:** John Elway (AP-honorable mention), Keith Bishop (AP-honorable mention), Mike Harden (AP-honorable mention), Rulon Jones (AP, Pro Football Weekly, Sports Illustrated, PFWA, The Sporting News, Football News, Football Digest, NEA-second team), Karl Mecklenburg (AP, Pro Football Weekly, Sports Illustrated, PFWA, The Sporting News, Football News, Football Digest, NEA), Dennis Smith (AP-honorable mention, Football News second team, NEA). **AII-AFC:** Keith Bishop (UPI-second team, Football News), John Elway (UPI-second team), Rulon Jones (UPI, Pro Football Weekly, Football News), Karl Mecklenburg (UPI, Pro Football Weekly, Football News), Dennis Smith (Pro Football Weekly), Gerald Willhite (UPI-second team). **AFC Defensive Player of the Year:** Rulon Jones (UPI). **AFC Player of the Year:** Karl Mecklenburg (Football News). **Colorado Sports Hall of Fame King of the Hill Award:** John Elway, **Seattle Gold Helmet Award (Professional Football Player of the Year):** John Elway, **Earl Hartman Award Winners (Broncos Most Valuable Players):** John Elway (offense), Mike Harden (defense), Darren Comeaux (special teams). **Bob Peck Memorial Award (Most Inspirational Player):** Tom Jackson.

1985

Pro Bowl: Rulon Jones, Karl Mecklenburg, Dennis Smith, Louis Wright. **AII-NFL:** John Elway (AP-honorable mention), Rulon Jones (AP-2nd team, The Sporting News, Sports Illustrated), Karl Mecklenburg (AP, Sports Illustrated, PFWA, The Football News, NEA), Dennis Smith (AP-honorable mention), Louis Wright (AP honorable mention). **AII-AFC:** Rulon Jones (UPI), Karl Mecklenburg (UPI), Dennis Smith (UPI-2nd team), Louis Wright (UPI). **Earl Hartman Award Winners (Broncos Most Valuable Players):** John Elway (offense), Rulon Jones (defense), Daniel Hunter (special teams). **Bob Peck Memorial Award (Most Inspirational Player):** Tom Jackson.

1984

Pro Bowl: Sammy Winder. **AII-NFL:** Tom Jackson (CPFW-2nd team), Dennis Smith (Pro Football Weekly, CPFW-2nd team), Louis Wright (The Sporting News, Sports Illustrated, Pro Football Weekly, NEA-2nd team, CPFW-2nd team). **AII-AFC:** Tom Jackson (Pro Football Weekly, UPI 2nd team), Dennis Smith (Pro Football Weekly, UPI-2nd team), Sammy Winder (UPI-2nd team), Louis Wright (Pro Football Weekly, UPI-2nd team). **AII-Rookie:** Winford Hood (UPI), Clarence Kay (PFWA, Pro Football Weekly). **Colorado Sports Hall of Fame Pro Athlete of the Year:** Tom Jackson. **Earl Hartman Award Winners (Broncos Most Valuable Players):** Steve Watson (offense), Louis Wright (defense), Ken Woodard (special teams). **Bob Peck Memorial Award (Most Inspirational Player):** Tom Jackson. **NFL Coach of the Year:** Dan Reeves (NFL-Sports Illustrated, Pro Football Weekly, College and Pro Football Newsweekly, AFC-Kansas City 101 Club, Football News.)

1983

Pro Bowl: Randy Gradishar, Louis Wright (DNP). **AII-NFL:** Randy Gradishar (AP-2nd team), Louis Wright (NEA, CPFN-2nd team). **AII-AFC:** Randy Gradishar (UPI-2nd team). **Earl Hartman Award Winners (Broncos Most Valuable Players):** Steve Watson (offense), Randy Gradishar (defense), Ken Woodard (special teams). **Bob Peck Memorial Award (Most Inspirational Player):** Tom Jackson.

1982

Pro Bowl: Randy Gradishar, Luke Prestridge, Rick Upchurch. **AII-NFL:** Randy Gradishar (Football Digest), Luke Prestridge (AP, Football Digest), Rick Upchurch (AP, Football Digest). **AII-AFC:** Randy Gradishar (UPI), Luke Prestridge (UPI). **Earl Hartman Award Winners (Broncos Most Valuable Players):** Billy Bryan (offense), Louis Wright (defense), Rick Upchurch and Rob Lytle (special teams). **Bob Peck Memorial Award (Most Inspirational Player):** Tom Jackson.

1981

Pro Bowl: Randy Gradishar, Bob Swenson, Bill Thompson, Steve Watson. **AII-NFL:** Bob Swenson (AP, NEA, The Sporting News), Randy Gradishar (AP 2nd team, NEA-2nd team, Pro Football Weekly, The Sporting News). **AII-AFC:** Randy Gradishar (UPI), Bill Thompson (UPI), Steve Watson (UPI), Bob Swenson (UPI-2nd team), Louis Wright (UPI-2nd team). **Earl Hartman Award Winners (Broncos Most Valuable Players):** Steve Watson (offense), Bob Swenson (defense), Jim Ryan (special teams). **Bob Peck Memorial Award (Most Inspirational Player):** Tom Jackson.

1980

AII-NFL: Randy Gradishar (The Sporting News), Fred Steinfort (Pro Football Weekly, The Sporting News). **AII-AFC:** Fred Steinfort (UPI). **Pro Football Weekly Golden Toe Award:** Fred Steinfort. **Earl Hartman Award Winners (Broncos Most Valuable Players):** Bill Bryan (offense), Randy Gradishar (defense), Fred Steinfort (special teams).

1979

Pro Bowl: Randy Gradishar, Tom Jackson, Rick Upchurch, Louis Wright, **AII-NFL:** Randy Gradishar (PFWA, Pro Football Weekly, AP-2nd team), Rich Upchurch (PFWA, Pro Football Weekly, AP-2nd team), Louis Wright (AP, NEA,

PFWA, Pro Football Weekly). **AII-AFC:** Randy Gradishar (Pro Football Weekly, The Sporting News, UPI-2nd team), Bob Swenson (UPI-2nd team), Bill Thompson (UPI), Rick Upchurch (Pro Football Weekly), Louis Wright (UPI, Pro Football Weekly, The Sporting News). **Earl Hartman Award Winners (Broncos Most Valuable Players):** Craig Morton (offense), Bob Swenson (defense), Larry Canada (special teams).

1978

Pro Bowl: Lyle Alzado, Randy Gradishar, Tom Jackson, Riley Odoms, Bill Thompson, Rick Upchurch, Louis Wright. **AII-NFL:** Lyle Alzado (AP), Randy Gradishar (AP, PFWA, PFW, NEA), Tom Jackson (AP), Rick Upchurch (AP, PFWA, PFW), Louis Wright (AP, PFWA, PFW, NEA). **AII-AFC:** Lyle Alzado (UPI, PFW, TSN), Steve Foley (UPI), Randy Gradishar (UPI, PFW, TSN), Tom Jackson (UPI), Bill Thompson (UPI, PFW, TSN), Rick Upchurch (PFW), Louis Wright (UPI, PFW, TSN). **NFL Defensive Player of the Year:** Randy Gradishar (AP, PFW, NEA). **AFC Defensive Player of the Year:** Randy Gradishar (UPI, Kansas City 101 Club). **NFL Defensive Lineman of the Year:** Barney Chavous (*Pittsburgh Courier*). **Colorado Sports Hall of Fame Pro Athlete of the Year:** Randy Gradishar. **Earl Hartman Award Winners (Broncos Most Valuable Players):** Riley Odoms (offense), Randy Gradishar (defense), Maurice Harvey (special teams).

1977

Pro Bowl: Lyle Alzado, Randy Gradishar, Tom Jackson, Bill Thompson, Louis Wright. **AII-NFL:** Lyle Alzado (AP, UPI, PFW), Randy Gradishar (AP, UPI, PFW), Tom Jackson (AP, UPI, PFW), Bill Thompson (AP). **AII-AFC:** Louis Wright (PFW), Bill Thompson (PFW). **AFC Defensive Player of the Year:** Lyle Alzado (Kansas City 101 Club). **Colorado Sports Hall of Fame Pro Athlete of the Year:** Craig Morton. **Earl Hartman Award Winners (Broncos Most Valuable Players):** Craig Morton (offense), Tom Jackson (defense), Rick Upchurch (special teams). **NFL Coach of the Year:** Red Miller (AP, UPI, PFW, TSN, Football Digest, Washington Touchdown Club, Kansas City 101 Club, Columbus Touchdown Club).

1976

Pro Bowl: Rick Upchurch, Otis Armstrong. **AII-NFL:** Rick Upchurch. **Earl Hartman Award Winners (Broncos Most Valuable Players):** Riley Odoms (offense), Tom Jackson (defense), Rick Upchurch (special teams).

1975

Pro Bowl: Randy Gradishar, Riley Odoms. **AII-Pro:** Riley Odoms. **Earl Hartman Award Winners (Broncos Most Valuable Players):** Bobby Maples (offense), Lyle Alzado (defense), Jim Turner (special teams).

1974

Pro Bowl: Otis Armstrong, Riley Odoms. **AII-Pro:** Riley Odoms, Otis Armstrong. **Earl Hartman Award Winners (Broncos Most Valuable Players):** Otis Armstrong (offense), Tom Jackson (defense), Ken Criter (special teams).

1973

Pro Bowl: Floyd Little, Haven Moses, Paul Smith, Riley Odoms. **AII-Pro:** Riley Odoms. **Earl Hartman Award Winners (Broncos Most Valuable Players):** Charley Johnson (offense), Paul Smith (defense). **Colorado Sports Hall of Fame Pro Athlete of the Year:** Paul Smith. **AFC Coach of the Year:** John Ralston (AP, UPI, PFWA, Kansas City 101 Club). **NFLPA Rookie of the Year:** Barney Chavous. **AII-Rookie:** Barney Chavous (AP, UPI)

1972

Pro Bowl: Floyd Little, Paul Smith. **Colorado Sports Hall of Fame Pro Athlete of the Year:** Floyd Little.

1971

Pro Bowl: Floyd Little, Rich Jackson.

1970

Pro Bowl: Rich Jackson, **AII-Pro:** Rich Jackson. **Colorado Sports Hall of Fame Pro Athlete of the Year:** Rich Jackson.

1969

AII-AFL: Floyd Little, Rich Jackson. **AFL All-Star Game:** Rich Jackson, Al Denson, Mike Current, George Goeddeke, Floyd Little, Dave Costa.

1968

AII-AFL: Rich Jackson. **AFL All-Star Game:** Floyd Little, Dave Costa, Rich Jackson.

1967

AFL All-Star Game: Al Denson, Larry Kaminski, Dave Costa, Nemiah Wilson.

1966

AII-AFL: Bob Scarpitto. **AFL All-Star Game:** Bob Scarpitto, Jerry Sturm, Goose Gonsoulin, John Bramlett.

1965

AII-AFL: Cookie Gilchrist, Lionel Taylor, Eldon Danenhauer. **AFL All-Star Game:** Eldon Danenhauer, Cookie Gilchrist.

1964

AII-AFL: Willie Brown, **AFL All-Star Game:** Willie Brown, Jerry Sturm, Goose Gonsoulin, Jim Fraser.

1963

AII-AFL: Goose Gonsoulin. **AFL All-Star Game:** Bud McFadin, Goose Gonsoulin.

1962

AII-AFL: Bud McFadin, Goose Gonsoulin, Eldon Danenhauer, Bob Zeman. **AFL All-Star Game:** Eldon Danenhauer, Bud McFadin, Gene Mingo, Bob Zeman, Goose Gonsoulin, Jim Fraser, Lionel Taylor, Frank Tripucka. **AFL Coach of the Year:** Jack Faulkner (AP, UPI).

1961

AII-AFL: Lionel Taylor, Bud McFadin. **AFL All-Star Game:** Bud McFadin, Ken Adamson, Goose Gonsoulin, Don Stone.

1960

AII-AFL: Lionel Taylor, Bud McFadin, Goose Gonsoulin.

BRONCOS IN THE PRO BOWL (1970-2001)

(please see All-Time Honors, beginning on page 510, for year-by-year Broncos Pro Bowl and AFL All-Star Game participation. **Current players in bold**)

PLAYER	NO. OF PRO BOWLS AS BRONCO	SEASON(S) SELECTED	PLAYER	NO. OF PRO BOWLS AS BRONCO	SEASON(S) SELECTED
Lyle Alzado	2	1977-1978	Bill Romanowski	2	1996, 1998
Otis Armstrong	2	1974, 1976	Mark Schlereth	1	1998
Steve Atwater	8	1990-96, 1998	Shannon Sharpe	7	1992-98
Keith Bishop	2	1986-87	Dennis Smith	6	1985-86, 1989-91, 1993
Tyrone Braxton	1	1996			
Michael Brooks	1	1992	Detron Smith	1	1999
Dwayne Carswell	1	2001	Rod Smith	2	2000-01
Terrell Davis	3	1996-98	Neil Smith	1	1997
Jason Elam	3	1995, 1998, 2001	Paul Smith	2	1972-73
John Elway	9	1986, '87, '89, '91, 1993-94, 1996-98	Bob Swenson	1	1981
			Billy Thompson	3	1977-78, 1981
Ian Gold	1	2001	David Treadwell	1	1989
Randy Gradishar	7	1975, 1977-79, 1981-83	Rick Upchurch	4	1976, 1978-79, 1982
			Steve Watson	1	1981
Gaston Green	1	1991	Alfred Williams	1	1996
Brian Griese	1	2000	Al Wilson	1	2001
Mike Horan	1	1988	Sammy Winder	2	1984, 1986
Bobby Humphrey	1	1990	Louis Wright	5	1977-79, 1983, 1985
Rich Jackson	2	1970-71	Gary Zimmerman	3	1994-96
Tom Jackson	3	1977-79			
Tony Jones	1	1998			
Rulon Jones	2	1985-86			
Greg Kragen	1	1989			
Floyd Little	3	1971-73			
Ed McCaffrey	1	1998			
Karl Mecklenburg	6	1985-87, 1989, 1991, 1993			
Glyn Milburn	1	1995			
Anthony Miller	1	1995			
Haven Moses	1	1973			
Tom Nalen	4	1997-2000			
Riley Odoms	4	1973-75, 1978			
Deltha O'Neal	1	2001			
Michael Dean Perry	1	1996			
Luke Prestridge	1	1982			
Trevor Pryce	3	1999-2001			

BRONCOS IN THE AFL ALL-STAR GAME (1960-69)

Ken Adamson	1	1961
John Bramlett	1	1966
Willie Brown	1	1964
Dave Costa	3	1967, 1968, 1969
Mike Current	1	1969
Eldon Danenhauer	2	1962, 1965
Al Denson	2	1967, 1969
Jim Fraser	2	1962, 1964
Cookie Gilchrist	1	1965
George Goeddeke	1	1969
Goose Gonsoulin	5	1961, 1962, 1963, 1964, 1966
Rich Jackson	2	1968, 1969
Larry Kaminski	1	1967
Floyd Little	2	1968, 1969
Bud McFadin	3	1961, 1962, 1963
Gene Mingo	1	1962
Bob Scarpitto	1	1966
Don Stone	1	1961
Jerry Sturm	2	1964, 1966
Lionel Taylor	1	1962
Frank Tripucka	1	1962
Nemiah Wilson	1	1967
Bob Zeman	1	1962

BRONCOS TEAM AWARD WINNERS

For a period of Broncos history, team members were asked to vote on individual honors for their teammates. Listed below are the winners of those honors, and the years those awards were given.

EARL HARTMAN AWARD

OFFENSE	DEFENSE	SPECIAL TEAMS
1995 Terrell Davis	Steve Atwater	Glyn Milburn
1994 John Elway	Steve Atwater	Ray Jacobs
1993 John Elway	Simon Fletcher	Reggie Rivers
1992 John Elway	Simon Fletcher	Keith Traylor
1991 John Elway	Dennis Smith	Alton Montgomery
1990 Bobby Humphrey	Steve Atwater	Kevin Clark
1989 Bobby Humphrey	Dennis Smith	David Treadwell
1988 John Elway/ Sammy Winder	Simon Fletcher	Ken Bell
1987 John Elway	Karl Mecklenburg	Ken Bell
1986 John Elway	Mike Harden	Darren Comeaux
1985 John Elway	Rulon Jones	Daniel Hunter
1984 Steve Watson	Louis Wright	Ken Woodard
1983 Steve Watson	Randy Gradishar	Ken Woodard
1982 Billy Bryan	Louis Wright	Rob Lyle/ Rick Upchurch
1981 Steve Watson	Bob Swenson	Jim Ryan
1980 Billy Bryan	Randy Gradishar	Fred Steinfort
1979 Craig Morton	Bob Swenson	Larry Canada
1978 Riley Odoms	Randy Gradishar	Maurice Harvey
1977 Craig Morton	Tom Jackson	Rick Upchurch
1976 Riley Odoms	Tom Jackson	Rick Upchurch
1975 Bobby Maples	Lyle Alzado	Jim Turner
1974 Otis Armstrong	Tom Jackson	Ken Criter
1973 Charley Johnson	Paul Smith	

**BOB PECK MEMORIAL AWARD
(MOST INSPIRATIONAL PLAYER)**

1995	Michael Dean Perry
1994	Shannon Sharpe
1993	Dennis Smith
1992	Dennis Smith
1991	Kenny Walker
1990	Kelth Kartz
1989	Marc Munford
1988	Keith Bishop/Billy Bryan
1987	Keith Bishop
1986	Tom Jackson
1985	Tom Jackson
1984	Tom Jackson
1983	Tom Jackson
1982	Tom Jackson
1981	Tom Jackson

**BOB MARTIN AWARD
(FOR COOPERATION WITH THE MEDIA)**

1995	Lionel Washington
1994	Shannon Sharpe
1993	Tyrone Braxton
1992	Reggie Rivers
1991	Greg Kragen
1990	Mark Jackson


RETIRED JERSEY NUMBERS

The Denver Broncos have retired three jersey numbers in their 42-year history: the No. 18 worn by quarterback Frank Tripucka, the No. 44 worn by running back Floyd Little and the No. 7 worn by John Elway. The most recent addition was Elway's, retired in a ceremony at halftime of the Broncos' 1999 season-opening game vs. Miami, Sept. 13, 1999.



John Elway

John Elway, who wore number 7 from 1983-98, led the Broncos to five Super Bowl appearances and two World Championships, and retired ranked second in nearly every all-time NFL passing category. He passed for 51,475 yards and 300 touchdowns in his 16-year career, and retired as the all-time winningest starting quarterback in NFL history, with a career mark of 148-82-1 (.643). Elway was named Most Valuable Player of Super Bowl XXXIII, leading Denver to its second straight World Championship with a 34-19 defeat of the Atlanta Falcons, becoming the only player in NFL history to close his career by earning Super Bowl MVP honors in his final game. His image was forged early in his career, as he developed a reputation for leading the Broncos to victory against seemingly insurmountable odds. Elway directed the Broncos on an NFL-record 47 fourth-quarter, game-winning or game-saving drives in his legendary career. Elway was inducted into the Denver Broncos' Ring of Fame in 1999 — the first inductee for whom the customary five-year waiting period was waived. *The only other players to wear No. 7 in franchise history were quarterbacks Mickey Slaughter (1963-66) and Craig Morton (1977-82).*



Frank Tripucka

Frank Tripucka, who wore number 18 from 1960-63, was Denver's first quarterback and helped lay the foundation for the club's future success. He played in the American Football League all-star game in 1962 and passed for 7,676 yards in his Denver career. Tripucka's passing total still ranks fourth in franchise history, and his single-game record of 447 yards at Buffalo, Sept. 15, 1962, remained the franchise record until broken in 2000. He also ranks fourth in completions (662) and attempts (1,277), fifth in touchdown passes (51) and guided Denver to its first .500 season, with a 7-7 mark in 1962. Tripucka was inducted into the Broncos' Ring of Fame in 1986.



Floyd Little

Floyd Little, who wore number 44 from 1967-75 with the Denver Broncos, as well as during his legendary college career at Syracuse, retired as the club's all-time career leader in rushing yards (6,323) and total touchdowns (54). He held both marks until 1998 when they were eclipsed by Terrell Davis. Little was All-AFL in 1969 and played in two AFL all-star games (1968, 1969) and three Pro Bowls (1971, 1972, 1973). He is still ranked second in career rushing attempts (1,641) by a Bronco, and his 89-yard kickoff return in 1968 is the longest non-scoring kickoff return in club history. When Little retired, he ranked among the top 10 rushers in NFL history. Little joined the Broncos in 1967 as the club's No. 1 draft choice, becoming the first No. 1 pick to sign with the team in its eight-year history. During his career, Little helped the Broncos to their first winning seasons in 1973 and '74, with back-to-back 7-5-2 and 7-6-1 marks, and retired in 1975 with Denver just two years away from its first Super Bowl appearance. He was inducted into the club's Ring of Fame as part of its inaugural class in 1984. *The only other player to wear No. 44 in franchise history was defensive back Miller Farr in 1965.*



DENVER BRONCOS RING OF FAME PROFILES

The Denver Broncos Ring of Fame was created in 1984 by team owner Pat Bowlen to honor former players and administrators who played significant roles in the franchise's history.

The Denver Broncos Ring of Fame roster grew to 18 in 2001, as linebacker **Karl Mecklenburg** (1983-94) and safety **Dennis Smith** (1981-94) joined the Ring's other distinguished members.

Quarterback **John Elway** (1983-98) was inducted into the Ring of Fame in 1999 in a ceremony held at half-time of the Broncos' season-opening Monday Night game vs. Miami, Sept. 13, 1999. As testament to the legend he established during his 16-year career, Elway became the first inductee for whom the customary five-year waiting period was waived.

Elway's induction was the first since 1993 when cornerback **Louis Wright** (1975-86) joined the Ring of Fame, a year after linebacker **Tom Jackson** (1973-86) entered the Ring in 1992.

Linebacker **Randy Gradishar** (1974-83) was the only 1989 inductee, following the 1988 inductions of quarterback **Craig Morton** (1977-82), wide receiver **Haven Moses** (1972-81), and kicker **Jim Turner** (1971-79).

Former defensive back **Bill Thompson** (1969-81) was honored in 1987, and three players joined the elite group in 1986: quarterbacks **Frank Tripucka** (1960-63) and **Charley Johnson** (1972-75), and defensive end **Paul Smith** (1968-78).

In 1985, former owner **Gerald H. Phipps** became the first non-player to have his name placed on the Ring.

The Ring of Fame was established in 1984 with an inaugural class of four members: running back **Floyd Little** (1967-75), defensive end **Rich Jackson** (1967-72), wide receiver **Lionel Taylor** (1960-66) and safety **Austin "Goose" Gonsoulin** (1960-66).

The Ring of Fame is displayed on the Level 5 facade of INVESCO Field at Mile High. The following are biographical sketches of each of the 18 Ring of Fame members, in alphabetical order. *The profiles begin below with Elway's, and continue with Gonsoulin's on page 530.*

**JOHN ELWAY**

Year Inducted: 1999

Years with Broncos: 1983-98

QUARTERBACK

7

CAREER: John Elway capped his brilliant career in 1998 by winning Most Valuable Player honors in Super Bowl XXXIII, leading the Denver Broncos to their second straight World Championship. He also posted the highest quarterback rating of his career in his final campaign, with a rating of 93.0. At the close of the 1998 season Elway ranked second among active NFL players for number of appearances with one team (234) and retired having played in and started (231) more games in more seasons (16) than any player in Denver Broncos history. Elway, the NFL's all-time winningest starting quarterback (148-82-1; .643), was voted to a franchise-record

nine Pro Bowl appearances (1986 season, '87, '89, '91, '93, '94, '96, '97 and '98), tied for the most ever by a quarterback (Marino, Moon), and as a starter six times ('87, '89, '93, '96, '97 and '98). He was the NFL's Most Valuable Player in 1987 and AFC Player of the Year in 1993, and was named AFC Offensive Player of the Week 15 times and AFC Offensive Player of the Month twice. Elway was named the Edge NFL Man of the Year for 1992, and was inducted in to the Colorado Sports Hall of Fame in 1999. He ranks second behind Dan Marino in most major NFL career passing categories, including passing yards (51,475), attempts (7,250), completions (4,123) and total offense (54,882). He also figures third in total touchdowns with 334 (300 passing/33 rushing/1 receiving); third in passing touchdowns with 300 (behind Marino and Fran Tarkenton) and leads all NFL quarterbacks in career rushing attempts (774), while figuring fourth in rushing yards (3,407). Elway is the only player in NFL history to pass for more than 3,000 yards and rush for more than 200 yards in the same season for seven straight years (1985-91). He generated 4,771 of the 5,806 points (82.2%) scored by the Broncos during his 16-year tenure with the club. Elway ranks No. 1 in NFL history in fourth-quarter, game-winning or game-saving drives with 47 (46-0-1 record), and had 36 career 300-yard passing games in the regular season, third among active quarterbacks at the time of his retirement (Marino, Moon). He also caught three passes in regular season play for 61 yards, including a touchdown of 23 yards from Steve Sewell in 1986. In 1997 Elway broke his franchise record for consecutive passes without an interception, with the streak reaching 189 attempts. For his career, Elway had 19 games in which he completed 70% or more of his passes (min. 20 att.) and fashioned a 17-2 record in those games. He started 2,595 drives as a pro and was replaced just 10 times due to injury (.039%).

POSTSEASON: Elway played in a franchise-record 22 postseason games (including five Super Bowls), with 21 starts, and produced a 14-7 record (9-2 at home, 3-2 on the road and 2-3 at neutral sites). He is the only player ever to start in five Super Bowls, and has the NFL's all-time best record as a starting quarterback in Conference Championship Games, at 5-1. The others with four Super Bowl starts are Joe Montana, Terry Bradshaw, Roger Staubach and Jim Kelly. Elway owns or shares 18 Broncos' postseason records, including most passing yards, most touchdown passes and total offense (combined rushing and passing yards). He completed 355 of 651 passes (54.5%) for 4,964 yards, 27 touchdowns and 21 interceptions. He also rushed 94 times for 461 yards (4.9 avg.) and six touchdowns and caught one pass for 23 yards in postseason play. Elway ranks second in NFL postseason history in passing yardage (trailing only Montana-5,772), third in completions (Montana-460, Marino-385) and pass attempts (Montana-734, Marino-687) and fourth in passing touchdowns (Montana-45, Marino-32 and Bradshaw-30). In Super Bowl games Elway ranks No. 1 in pass attempts (152), No. 3 in completions (76), No. 2 in passing yards (1,128) and tied for second in rushing TDs (4) with Franco Harris and Thurman Thomas (Emmitt Smith has 5). Six of Elway's NFL-record 47 fourth-quarter, game-winning or game-saving drives came in the postseason.

1998: Elway was selected to his ninth Pro Bowl (tying Dan Marino and Warren Moon for most by a QB) — his sixth as a starter and his third straight selection — while being inducted in the Colorado Sports Hall of Fame with the Class of 1999 after a season in which he played in 13 of the 16 games (12 starts) and showed that he still ranked among the NFL's most dangerous signal-callers, completing 210 of 356 passes (59.0) for 2,806 yards and 22 touchdowns with 10 interceptions. He was sacked 18 times (-135) and his longest completion was a 58-yd. toss to Rod Smith in Week 14 vs. Kansas City, 12/6. Elway also rushed 37 times for 94 yards (2.5) with a long of 16 (at Miami, 12/21) and one touchdown (vs. Dal., 9/13/98), and caught a 14-yd. pass from Smith (vs. Oak., 11/22). Elway ranked second in the AFC (5th NFL) in passer rating (93.0), first in average gain per attempt (7.88; 4th NFL), while also figuring third in completion pct. (11th NFL), fourth in TD passes (9th NFL) and sixth (12th NFL) in passing yards. He was named AFC Offensive Player of the Week and Miller Lite NFL Player of the Week for his 400-yard passing performance Dec. 6 vs. Kansas City, marking the 15th time in his career he has earned the AFC honor chosen by the NFL. Elway started all three playoff games and completed 45 of 86 passes (52.3%) for 691 yards and three touchdowns with one interception and a long of 80 yds. (TD), and was awarded the Pete Rozelle Trophy as Most Valuable Player of Super Bowl XXXIII, the only player ever to win such honors in his final game. Elway's performance, which lifted Denver to its second straight title, was his best performance in a league-record five Super Bowl starts. Setting a record by being the oldest quarterback to start a Super Bowl (38 years, 7 mos.), Elway completed 18 of 29 passes (.621) for 336 yards — the fourth-highest total in Super Bowl history (third at the time) — and a touchdown with one interception, en route to becoming the first No. 7 in the championship game's history — and the oldest player — to be named MVP. Elway cemented the honor by rushing for a 3-yd. touchdown in the 4th qtr. to give Denver a 31-6 lead, making Elway the oldest player in Super Bowl history to score a touchdown, adding a year onto the record he set with his rushing TD in Super Bowl XXXII. Elway's passing touchdown was perhaps the play of the game, however, as he found Rod Smith deep down the middle of the field in the 2nd qtr. for an 80-yd. scoring play to put Denver on top 17-3. It tied for the second-longest play from scrimmage in Super Bowl history, and was the longest by a Bronco in a Super Bowl.

1997: Elway enjoyed yet another stellar season, quarterbacking the Broncos to the first World Championship in franchise history with a 31-24 win over Green Bay in Super Bowl XXXII. He was voted to his eighth Pro Bowl (fifth as a starter), and was named to the All-AFC team by *Pro Football Weekly* and *Football News*, and was named second-team All-Pro by *College and Pro Football Newsweekly*. Elway was also the recipient of the NFL Players Association's Mackey Award as the top quarterback in the AFC. For the year he completed 280 of his 502 pass attempts (55.8%) for 3,635 yards, 27 touchdowns and 11 interceptions. The 27 passing touchdowns set a new franchise record, and his 28 total touchdowns (one rushing) were the second-most of his career (30 in 1996). Elway also had 50 carries for 218 yards rushing (4.4 avg.) on the season, posted a quarterback rating of 87.5 (4th-best in the AFC, 7th in the NFL), and was 10th in the AFC in completion percentage. His third-down passer rating of 87.7 ranked 3rd in the AFC (5th NFL), as did his 27 touchdown passes (4th NFL). Elway helped Denver lead the NFL in total offense (second straight season) and in scoring offense for the 1997 season. He was named AFC Offensive Player of the Week for Week 10 (Nov. 2) when he moved into second place all-time in passing yardage and eclipsed 50,000 yards in total offense for his career in a win over Seattle. Elway would later be named AFC Offensive Player of the Month for November (92-149, 61.7%, 1,231 yards, 8 TDs, 0 INT) as the Broncos went 4-1, marking his second such award ever (October 1996). Elway started all four postseason games and engineered the Denver offense on its four-game run to the World Championship, completing 56 of 96 passes (58.3) for 726 yards and three touchdowns, with two interceptions. He was sacked six times (-44) and carried the ball nine times for 25 yards (2.8) with a long of 10 yards and one touchdown.

1996: John Elway put together one of the finest seasons of his phenomenal 14-year career in, being voted to his seventh Pro Bowl (third as a starter); named second-team All-Pro by AP, *College & Pro Football Newsweekly* and *Football Digest* and first-team All-AFC by UPI, *Pro Football Weekly* and *Football News*; voted second in the AP NFL Most Valuable Player balloting; voted AFC Player of the Year by the Touchdown Club of Columbus; AFC Offensive Player of the Year by the Kansas City 101 Club; Mackey Award winner for highest quarterback rating in the AFC and AFC MVP by the NFL Players Association. He started 15 of the 16 regular season games and completed 287 of 466 pass attempts (61.6) for 3,328 yards and 26 touchdowns with 14 interceptions, and also rushed 50 times for 249 yards (5.0) with a long of 22 and four touchdowns. His 26 touchdowns tied a career high and franchise record set in 1995. Elway led the AFC in quarterback rating (89.2; 4th NFL), was second in completion percentage (61.6; 5th NFL), third in touchdown passes (26; 4th NFL) and fifth in passing yardage (3,328; 7th NFL), completions (287; 8th NFL) and attempts (466; 9th NFL). His start at Seattle (9/8) marked the 192nd game he has played in his career, most by any player in Broncos franchise history, surpassing Tom Jackson who played in 191 games from 1973-86. In Denver's AFC Divisional Playoff loss to Jacksonville (1/4/97), Elway started and completed 25 of 38 passes for 226 yards and two touchdowns with a long of 18. He also rushed five times for 30 yards with a long of 19.

1995: Elway started all 16 games, completing 316 of 542 passes (58.3%) for 3,970 yards, a then-career-best 26 touchdowns and 14 interceptions. He threw for more than 300 yards on five occasions, also a career best. It was the 10th time in his 13-year NFL career that he had topped the 3,000-yard mark, joining him with Dan Marino (11) as the only quarterbacks in NFL history to accomplish that feat 10 or more times. He also rushed 40 times for 179 yards (4.5) and one touchdown, with a long of 15. He led the AFC (tied for 5th NFL) in passing yards, finished third (8th NFL) in completions and was third (8th NFL) in pass attempts. Meanwhile, his fourth-quarter passer rating of 95.2 ranked third in the AFC and fifth in the NFL.

1994: John Elway earned his sixth AFC Pro Bowl berth, though he missed two of the final three games (at Los Angeles and vs. New Orleans) due to a strained left knee. He finished the season second in the AFC and fourth in the NFL in passer rating with an 85.7, and third in the AFC in passing yards (3,490), attempts (494) and completions (307), with a 2.0 interception percentage. His 62.1 completion percentage was second in the AFC and sixth overall. Elway went over the 3,000-yard passing mark for the ninth time in his career, second only to Dan Marino's 10, and went over the 40,000-yard career total-offense mark. He rushed for 235 yards (second on the team and his ninth 200-yard season), giving him a season total offense figure of 3,725 in the 14 games he played.

1993: Elway was named AFC Most Valuable Player (NFL Players Association), AFC Offensive Player of the Year (UPI, and the Kansas City 101 Club) and AFC Player of the Year (*Football News*) in 1993. Elway performed at an MVP-pace all year, earning all-AFC (UPI, *Football News*) and second-team All-NFL (AP, *College and Pro Football Newsweekly*, and *Football Digest*), and he was the starting quarterback in the 1994 Pro Bowl (fifth Pro Bowl berth) after a regular season that saw him lead the AFC in all six major quarterback stats categories. Elway's 1993 stats and rankings included a 92.8 rating (first in the AFC, third in the NFL), 551 attempts (first in the entire NFL), 348 completions (first in the entire NFL), a 63.2 completion percentage (first in the AFC and third in the NFL), 25 TD passes (first in the AFC and second in the NFL), 4,030 yards (first in the AFC). Elway's 1.8 interception avoidance percentage was fourth in the AFC, but stands as the best in Denver history for any quarterback with more than 75 single-season attempts. In 1993 he set new personal and Denver records for total yards offensively (4,183), completions (348), passing yards (4,030), TD passes (25), and completion percentage (that 63.2 mark tied the figure set by Norris Weese in 1978). The 1993 season was Elway's first 4,000-yard campaign and his eighth 3,000-yard season. He also rushed for 153 yards. Elway was named the AFC Offensive Player of the Week twice and was named by his teammates as Denver's offensive MVP.

1992: Elway completed 174 of 316 passes for 2,242 yards, with 10 touchdowns and 17 interceptions. He gained 94 yards and scored twice on 34 rushing attempts. He missed games 11 through 14 because of a bruised tendon in his right shoulder, suffered while running for a first down against the Giants (11/15). Elway earned two AFC Offensive Player of the Week honors for the year.

1991: Elway completed 242 of 351 passes for 3,253 yards, a total ranked sixth in the AFC and ninth in the NFL, as he was voted to his fourth career Pro Bowl berth. He threw 12 touchdown passes and tied a career low with just 12 interceptions. He had 36 pass completions of 20+ yards, nine of 40+, five of 50+, and four of 60+. Elway was third on the team with 258 yards rushing, and his six TDs led the team and set a new career single season high. He was bothered throughout the second half of the season by a shoulder problem that was corrected by arthroscopic surgery in the 1992 offseason. Elway started both of Denver's playoff contests, completing 30 of 54 passes (55.6%) for 378 yards and one touchdown with two interceptions. He also rushed 10 times for 49 yards (4.9). Elway completed 11 of 21 passes for 121 yards and an interception before leaving the AFC Championship Game in the fourth quarter with a thigh injury.

1990: Elway completed 294 of 502 passes in 1990 (a .586 completion percentage that stood as the highest over the first 10 years of his career) for 3,526 yards, 15 touchdowns, and 14 interceptions. He gained 258 yards on 50 rushing attempts and scored three touchdowns on the ground.

1989: Elway led Denver to its third AFC Championship in four years and earned his third career Pro Bowl invitation. He completed 223 of 416 passes for 3,051 yards, with 18 touchdowns and 18 interceptions, and he rushed for 244 yards on 48 carries, scoring three times. Elway started all three Denver playoff games, including Super Bowl XXIV vs. San Francisco, and completed 42 of 82 passes (51.2%) for 732 yards and four touchdowns with three interceptions, while also rushing for 91 yards on 16 carries (5.7) with a long of 32 and one touchdown.

1988: Elway threw for 3,309 yards and rushed for 234 yards despite being bothered for most of the season by several nagging injuries. He was voted by teammates as Denver's most valuable offensive player for the fourth straight year, sharing the award with running back Sammy Winder, following a campaign in which he completed 274 of 496 passes, with 17 touchdowns and 19 interceptions to earn his second straight Pro Bowl invitation.

1987: Elway was named the NFL's Most Valuable Player (AP) and the AFC's starting quarterback in the Pro Bowl after turning in a tremendous season in 1987, a year in which he became the first AFC signal-caller since Terry Bradshaw (1978-79) to lead his team to consecutive conference crowns. Elway was named All-NFL (*The Sporting News*, NEA, AP-second team) and All-AFC (UPI, *Pro Football Weekly*, *The Football News*), in addition to being tabbed as the AFC MVP (NFLPA), AFC Player of the Year (*The Football News*), AFC Offensive Player of the Year (UPI, Kansas City 101 Club), and Colorado Pro Athlete of the Year (Colorado Sports Hall of Fame), as well as earning his second Pro Bowl invitation. He was voted the Broncos' offensive MVP for a regular season performance in which he completed 224 of 410 passes for 3,198 yards, an average of 267 yards per game, with 19 TD passes. He led all AFC quarterbacks in rushing for the fourth straight season was second on the team with a career-high 304 yards, scoring four times. Elway started all three of Denver's playoff contests, including Super Bowl XXII vs. Washington, and completed 42 of 89 passes (47.2%) for 797 yards and six touchdowns with five interceptions, while also rushing 18 times for 76 yards (4.2) with a long of 21 and one touchdown. His 56-yard scoring strike to Ricky Nattiel on Denver's first play from scrimmage provided the earliest touchdown in Super Bowl history (elapsed time of 1:57).

1986: Elway led the Broncos to their first AFC Championship in nine seasons in 1986, while earning his first Pro Bowl berth. He was honored with the Seattle Gold Helmet Award (Professional Football Player of the Year) and received the King of the Hill award from the Colorado Sports Hall of Fame, in addition to being named honorable mention All-NFL (AP) and All-AFC (UPI-second team). Along with his 18 TD passes that year, Elway also scored on an 11-yard run and a 23-yard pass reception from Steve Sewell that is the longest TD catch by a full-time starting QB in NFL history. For the year he completed 280 of 504 passes (55.6%) for 3,485 yards and 19 touchdowns with 13 interceptions, while also rushing 52 times for 257 yards (4.9) with a long of 24 and one touchdown. In the postseason he added 805 more yards on 57 of 107 passing efficiency (53.3%), with three touchdowns and four interceptions, while rushing 15 times for 101 yards (6.7) with a long of 34 and two touchdowns. Elway directed one of the greatest drives in NFL postseason history in pacing Denver to a 23-20 overtime win over Cleveland for the AFC title. He completed 22 of 38 passes for 244 yards and a TD, that coming on a five-yard strike to Mark Jackson that capped a 15-play, 98-yard drive that tied the game at the end of regulation. In overtime Elway drove the team 60 yards in nine plays to the winning field goal.

1985: Elway took some spectacular steps forward in 1985, as he re-wrote the Denver record book. Elway set Broncos single season records for attempts (605, which led the NFL and fell just four passes short of the NFL record of 609 held by Dan Fouts), completions (327, second in the NFL), passing yards (3,891, second in the NFL), total rushing and passing plays (656, first in the NFL), and total offense (4,414, also first in the league).

1984: Elway led the Broncos to a 12-2 record in his 14 regular season starts in 1984. He completed 214 of 380 passes for 2,598 yards, with 18 TDs and 15 interceptions. Not only was his passing a factor in his leadership of the offense, but he finished third on the team in rushing with 237 yards.

1983: Elway started 10 games in 1983, including the first five before being replaced by Steve DeBerg, and five more after DeBerg was injured. While Elway did not have impressive stats as a rookie, finishing 17th among AFC passers, he carried a tremendous emotional burden, having come to the NFL as the most publicized college prospect since Joe Namath in 1965. Elway was the first player chosen in the 1983 draft and joined the Broncos by trade with Baltimore on May 2. The Broncos, in return, gave the Colts quarterback Mark Herrmann, the rights to OL Chris Hinton and a first-round pick in the 1984 Draft (G Ron Solt). He was also chosen by the Oakland Invaders in the 1983 USFL territorial draft.

COLLEGE: John concluded his college career with five major NCAA Division I-A records and nine major Pac-10 marks. Elway completed 62.1 percent of his career passes (774 of 1,243, both NCAA highs) for 9,349 yards and 77 touchdowns, while setting an NCAA record for the lowest percentage of passes intercepted in a career (3.13 percent). As a senior, John was a consensus All-American and finished second in Heisman Trophy balloting while setting virtually every Pac-10 and Stanford career record for total offense and passing. A two-sport star, John played baseball for the New York Yankees' Oneonta (N.Y.) single-A farm club in 1982, hitting for a .318 average and knocking in a team-high 25 RBI in 42 games. John, who batted left-handed and threw right-handed, was the Yankees' first selection in the 1981 summer draft (June 8). John hit .349 with nine homers and 50 RBI in 49 games in his final college baseball season as a sophomore. Elway has a degree in economics from Stanford.

PERSONAL: John and his wife Janet have four children, including three daughters, Jessica Gwen (10/17/85), Jordan Marie (6/1/87) and Juliana (3/7/91), and a son, Jack (8/11/89). The family makes its home in Englewood, Colo. In addition to his considerable time spent on the football field, John and Janet poured a great deal of energy into The Elway Foundation — an organization that contributes funds and resources to the prevention and treatment of child abuse. He also owned and operated seven automobile franchises in the Denver area until selling them in late 1997, and now is associated with 17 John Elway AutoNation dealerships in the Denver area. A native of Port Angeles, Wash., Elway was the most highly recruited prep athlete in the nation in 1979 and was listed on *Parade*, *Scholastic Coach*, *Football News* and National Coaches Association All-America teams. He had an unparalleled football and baseball career at Granada Hills High School. John was 129 of 200 for 1,837 yards and 19 TDs as a senior, while leading the baseball team to the Los Angeles City championship with a .491 batting average and a 4-2 pitching record. He completed 60 percent of his high school passes for 5,711 yards and 49 touchdowns. The football field at Granada Hills High School was re-named in John's honor in a ceremony June 5, 1998. The Kansas City Royals selected him in the 18th round of the 1979 summer draft (June 5), although he already had signed a national letter of intent with Stanford. John's late father, Jack, coached his son in the East-West Shrine contest in which John earned Offensive MVP laurels. Jack retired from the Broncos in 2000 after seven years with the club, the last five as the Director of Pro Scouting.

ELWAY'S REGULAR SEASON RECORD

PASSING															
Year	Club	G	S	Att.	Comp.	Pct.	Yds.	TD	%	Int.	%	LG	Sack	Yds.	Rtg.
1983	Denver	11	10	259	123	47.5	1,663	7	2.7	14	5.4	49t	28	218	54.9
1984	Denver	15	14	380	214	56.3	2,598	18	4.7	15	3.9	73	24	158	76.8
1985	Denver	16	16	605	327	54.0	3,891	22	3.6	23	3.8	65t	38	307	70.0
1986	Denver	16	16	504	280	55.6	3,485	19	3.8	13	2.6	53	32	233	79.0
1987	Denver	12	12	410	224	54.6	3,198	19	4.6	12	2.9	72t	20	138	83.4
1988	Denver	15	15	496	274	55.2	3,309	17	3.4	19	3.8	86	30	237	71.3
1989	Denver	15	15	416	223	53.6	3,051	18	4.3	18	4.3	69	35	298	73.7
1990	Denver	16	16	502	294	58.6	3,526	15	3.0	14	2.9	66	43	311	78.5
1991	Denver	16	16	451	242	53.7	3,253	13	2.9	12	2.7	71	45	305	68.3
1992	Denver	12	12	316	174	55.1	2,242	10	3.2	17	5.4	80t	36	272	65.7
1993	Denver	16	16	551	348	63.2	4,030	25	4.5	10	1.8	63	39	293	92.8
1994	Denver	14	14	494	307	62.1	3,490	16	3.2	10	2.0	63	46	303	85.7
1995	Denver	16	16	542	316	58.3	3,970	26	4.8	14	2.6	62t	22	180	86.3
1996	Denver	15	15	466	287	61.6	3,328	26	5.6	14	3.0	51	26	194	89.2
1997	Denver	16	16	502	280	55.8	3,635	27	5.4	11	2.2	78	34	203	87.5
1998	Denver	13	12	356	210	59.0	2,806	22	6.2	10	2.8	58	18	135	93.0
CAREER TOTAL		234	231	7,250	4,123	56.9	51,475	300	4.1	226	3.1	86	516	3,785	79.8

RUSHING														
Year	Club	Att.	Yds.	Avg.	LG	TD	TD	TDr	TDp	TDrT	2pt.	Pts.		
1983	Denver	28	146	5.2	23	1	1	0	0	0	—	6		
1984	Denver	56	237	4.2	21	1	1	1	0	0	—	6		
1985	Denver	51	253	5.1	22	0	0	0	0	0	—	0		
1986	Denver	52	257	4.9	24	1	2	1	1	0	—	12		
1987	Denver	66	304	4.6	29	4	4	4	0	0	—	24		
1988	Denver	54	234	4.3	26	1	1	1	0	0	—	6		
1989	Denver	48	244	5.1	31	3	3	3	0	0	—	18		
1990	Denver	50	258	5.2	21	3	3	3	0	0	—	18		
1991	Denver	55	255	4.6	17t	6	6	6	0	0	—	36		
1992	Denver	34	94	2.8	9	2	2	2	0	0	—	12		
1993	Denver	44	153	3.5	18	0	0	0	0	0	—	0		
1994	Denver	58	235	4.1	22	4	4	4	0	0	0	24		
1995	Denver	41	176	4.3	25	1	1	1	0	0	1	8		
1996	Denver	50	249	5.0	22	4	4	4	0	0	0	24		
1997	Denver	50	218	4.4	23	1	1	1	0	0	0	6		
1998	Denver	37	94	2.5	16	1	1	1	0	0	0	6		
CAREER TOTAL		774	3,407	4.4	31	33	34	33	1	0	1	206		

SCORING														
Year	Club	TD	TDr	TDp	TDrT	2pt.	Pts.							
1983	Denver	1	1	0	0	—	6							
1984	Denver	1	1	0	0	—	6							
1985	Denver	0	0	0	0	—	0							
1986	Denver	2	1	1	0	—	12							
1987	Denver	4	4	0	0	—	24							
1988	Denver	1	1	0	0	—	6							
1989	Denver	3	3	0	0	—	18							
1990	Denver	3	3	0	0	—	18							
1991	Denver	6	6	0	0	—	36							
1992	Denver	2	2	0	0	—	12							
1993	Denver	0	0	0	0	—	0							
1994	Denver	4	4	0	0	0	24							
1995	Denver	1	1	0	0	1	8							
1996	Denver	4	4	0	0	0	24							
1997	Denver	1	1	0	0	0	6							
1998	Denver	1	1	0	0	0	6							
CAREER TOTAL		34	33	1	0	1	206							

ELWAY'S POSTSEASON RECORD

Year	Club	PASSING													
		G	S	Att.	Comp.	Pct.	Yds.	TD	%	Int.	%	LG	Sack	Yds.	Rtg.
1983	Denver	1	0	15	10	66.7	123	0	0.0	1	6.7	31	0	0	63.9
1984	Denver	1	1	37	19	51.3	184	2	5.4	2	5.4	21	4	37	77.7
1986	Denver	3	3	107	57	53.3	805	3	2.8	4	3.7	54	6	49	64.9
1987	Denver	3	3	89	42	47.2	797	6	6.7	5	5.6	80t	8	79	77.7
1989	Denver	3	3	82	42	51.2	732	4	4.9	3	3.7	70t	6	51	82.8
1991	Denver	2	2	54	30	55.6	378	1	1.9	2	3.7	44	3	24	68.5
1993	Denver	1	1	47	29	61.7	302	3	6.4	1	2.1	25	1	5	99.3
1996	Denver	1	1	38	25	65.8	226	2	5.3	0	0.0	18t	1	1	99.2
1997	Denver	4	4	96	56	58.3	726	3	3.1	2	2.1	43t	6	44	89.9
1998	Denver	3	3	86	45	52.3	691	3	3.5	1	1.2	80t	4	28	85.9
CAREER TOTAL		22	21	651	355	54.5	4,964	27	4.1	21	3.2	80t	39	318	79.7

Year	Club	RUSHING					SCORING						
		Att.	Yds.	Avg.	LG	TD	TD	TDr	TDP	TDrT	2pt.	Pts.	
1983	Denver	3	16	5.3	11	0	0	0	0	0	0	0	0
1984	Denver	4	16	4.0	13	0	0	0	0	0	0	0	0
1986	Denver	15	101	6.7	34	2	2	2	0	0	0	12	
1987	Denver	18	76	4.2	21	1	1	1	0	0	0	6	
1989	Denver	16	91	5.7	32	1	1	1	0	0	0	6	
1991	Denver	10	49	4.9	15	0	0	0	0	0	0	0	
1993	Denver	5	23	4.6	6	0	0	0	0	0	0	0	
1996	Denver	5	30	6.0	19	0	0	0	0	0	0	0	
1997	Denver	9	25	2.8	10	1	1	1	0	0	0	6	
1998	Denver	9	34	3.8	11	1	1	1	0	0	0	6	
CAREER TOTAL		94	461	4.9	34	6	6	6	0	0	0	36	

ADDITIONAL STATISTICS: Fumbled six times and recovered three fumbles for minus one yard in 1983; fumbled 14 times and recovered seven fumbles, 1984; fumbled seven times and recovered three fumbles, 1985; fumbled seven times and recovered one fumble for minus four yards, caught one pass for 23 yards and a touchdown, 1986; fumbled twice, punted once for 31 yards, 1987; fumbled seven times, recovered five fumbles, punted three times for 117 yards, 1988; fumbled nine times, recovered two fumbles, and punted once for 34 yards; fumbled eight times, recovered one fumble, punted once for 37 yards, 1990; fumbled 11 times, recovered two fumbles, and caught a 24-yard pass, 1991; fumbled 12 times, recovered one fumble, 1992; fumbled 13 times, recovered nine fumbles for minus three yards, 1993; fumbled 11 times, recovered two for minus five yards, 1994; fumbled nine times, recovered one fumble, 1995; fumbled six times, recovered two fumbles, 1996; fumbled nine times, 1997; fumbled seven times, recovered two fumbles and caught one pass for 14 yards (from Rod Smith), 1998. Receiving Totals: 3-61 (20.3), with a long of 24.

ELWAY'S SINGLE-GAME HIGHS

(Postseason in Parenthesis)

Most Pass Attempts — 59 at Green Bay, 10/10/93 (47 at L.A. Raiders, 1/9/94). **Most Pass Completions** — 36 vs. San Diego, 9/4/94 (29 at L.A. Raiders, 1/9/94). **Most Yards Passing** — 432 at Seattle, 12/20/85 (385 vs. Cleveland, 1/14/90). **Highest Comp. Pct.** — .916 (11 of 12) at L.A. Raiders (.667 vs. Jacksonville [16 of 24], 12/27/97 and at Seattle [10 of 15], 12/24/83). **Most TD Passes** — 5 vs. Minnesota, 11/18/84 (3 at L.A. Raiders, 1/9/94, vs. Cleveland, 1/14/90 and vs. Cleveland, 1/17/88). **Most INTs** — 5 vs. Kansas City 12/14/85 (3 vs. Washington, 1/31/88). **Longest Pass Completion** — 80t to Marshall vs. N.Y. Jets, 11/8/92 (80t to R. Smith vs. Atlanta, 1/31/99 and to M. Jackson vs. Cleveland, 1/17/88). **Most Rushing Attempts** — 11, vs. Kansas City, 12/18/87 (11 vs. Cleveland, 1/17/88). **Most Rushing Yards** — 70 at Oakland, 11/4/96 (56 at Cleveland, 1/11/86). **Most Rushing TDs** — 2 vs. Detroit, 11/1/87 and Cincinnati, 9/1/91 (1, six times). **Longest run** — 31 at Buffalo, 9/18/89 (34 at Cleveland, 1/11/87). **Most Combined Rushing and Passing Yards** — 432 (0 rush, 432 pass) at Seattle, 12/20/85 [424 [39 rush, 385 pass] vs. Cleveland, 1/14/90].

JOHN ELWAY POSTSEASON GAME-BY-GAME

(Denver victories asterisked)

Opponent (Date)	S/P	Att.	Comp.	Yds.	Pct.	TD	INT	S/Yds.	Att.	Yds.	Avg.	LG	TD	Notes
at Seattle (12/24/83)	P	15	10	123	.667	0	1	0/0	3	16	5.3	11	0	AFC Wild Card
vs Pittsburgh (12/30/84)	S	37	19	184	.513	2	2	4/37	4	16	4.0	13	0	AFC Div. Playoff
vs New Eng.* (1/4/87)	S	32	13	257	.406	1	2	1/4	5	18	3.6	22	1	AFC Div. Playoff
at Cleveland* (1/11/87)	S	38	22	244	.579	1	1	2/19	4	56	14.0	34	0	AFC Championship
vs NY Giants (1/25/87)	S	37	22	304	.595	1	1	3/26	6	27	4.5	10	1	Super Bowl XXI
vs Houston* (1/10/88)	S	25	14	259	.560	2	1	1/4	4	8	2.0	4	1	AFC Div. Playoff
vs Cleveland* (1/17/88)	S	26	14	281	.538	3	1	2/25	11	36	3.3	11	0	AFC Championship
vs Washington (1/31/88)	S	38	14	257	.368	1	3	5/50	3	32	10.7	21	0	Super Bowl XXII
vs Pittsburgh* (1/7/90)	S	20	12	239	.600	1	1	1/13	7	44	6.3	32	0	AFC Div. Playoff
vs. Cleveland* (1/14/90)	S	36	20	385	.556	3	0	1/8	5	39	7.8	25	0	AFC Championship
vs. San Fran. (1/28/90)	S	26	10	108	.385	0	2	4/30	4	8	2.0	3	1	Super Bowl XXIV
vs. Houston* (1/4/92)	S	33	19	257	.576	1	1	0/0	6	39	6.5	15	0	AFC Div. Playoff
at Buffalo (1/12/92)	S	21	11	121	.524	0	1	3/24	4	10	2.5	7	0	AFC Championship
at LA Raiders (1/9/94)	S	47	29	302	.617	3	1	1/5	5	23	4.6	6	0	AFC Wild Card
vs. Jacksonville (1/4/97)	S	38	25	226	.658	2	0	1/1	5	30	6.0	19	0	AFC Div. Playoff
vs. Jacksonville* (12/27/97)	S	24	16	223	.667	1	0	3/22	1	0	0.0	0	0	AFC Wild Card
at Kansas City* (1/4/98)	S	19	10	170	.526	0	0	1/7	1	-1	-1.0	-1	0	AFC Div. Playoff
at Pittsburgh* (1/11/98)	S	31	18	210	.581	2	1	2/15	2	9	4.5	10	0	AFC Championship
vs. Green Bay* (1/25/98)	S	22	12	123	.545	0	1	0/0	5	17	3.4	10	1	Super Bowl XXXII
vs. Miami* (1/9/99)	S	23	14	182	.609	1	0	1/8	3	19	6.3	11	0	AFC Div. Playoff
vs. New York Jets* (1/17/99)	S	34	13	173	.382	1	0	3/20	3	13	4.3	9	0	AFC Championship
vs. Atlanta* (1/31/99)	S	29	18	336	.621	1	1	0/0	3	2	0.7	3t	1	Super Bowl XXXIII
PLAYOFF TOTALS		22/21	651	355	4,964	.545	27	21	39/318	94	461	4.9	34	6

JOHN ELWAY'S 300-YARD PASSING GAMES (40; INCLUDES 4 POSTSEASON)

(Denver victories asterisked)

Opponent (Date)	Att.	Comp.	Yds.	Pct.	TD	INT	S/Yds.	Att.	Yds.	Avg.	LG	TD	Notes
vs Baltimore* (12/11/83)	44	23	345	.523	3	0	5/38	2	23	7.7	14	0	
vs New England* (11/4/84)	40	26	315	.650	3	1	3/24	4	3	0.8	4	0	
vs New Orleans* (9/15/85)	43	28	353	.651	4	1	3/26	3	2	0.7	4	0	
vs Kansas City* (12/14/85)	37	22	301	.595	1	5	0/0	6	4	0.7	3	0	
at Seattle* (12/20/85)	42	24	432	.571	1	0	5/47	0	0	0.0	0	0	
vs Seattle* (10/26/86)	32	18	321	.563	1	1	0/0	7	-6	-0.9	7	0	
at NY Giants (11/26/86)	47	29	336	.617	0	2	2/11	8	51	6.4	13	0	
vs NY Giants (1/25/87)	37	22	304	.595	1	1	3/26	6	27	4.5	10	1	Super Bowl XXI
vs Seattle* (9/13/87)	32	22	338	.688	4	1	0/0	4	16	4.0	7	0	
vs Chicago* (11/16/87)	40	21	341	.525	3	2	0/0	5	35	7.0	19	0	
at San Diego* (11/29/87)	32	21	347	.656	3	1	0/0	6	40	6.7	29	0	
at Seattle (12/13/87)	42	21	335	.500	1	2	4/20	3	12	4.0	5	0	
at LA Raiders (12/4/88)	49	29	324	.592	2	3	3/27	2	13	6.5	7	0	
at Seattle* (10/22/89)	35	18	344	.514	2	0	4/28	3	3	1.0	3	0	
vs. Cleveland* (1/14/90)	36	20	385	.556	3	0	1/8	5	39	7.8	25	0	AFC Championship
at Indianapolis* (10/21/90)	30	21	317	.700	2	0	3/24	3	3	1.0	5	0	
at Kansas City (12/9/90)	36	24	328	.667	2	1	5/28	1	12	12.0	12	0	
at Houston (10/6/91)	42	24	301	.571	2	1	5/54	1	10	10.0	10	0	
vs. Kansas City* (10/4/92)	38	23	311	.605	2	0	5/32	4	8	2.0	6	0	
at Kansas City (9/20/93)	45	28	300	.622	1	1	0/0	1	0	0.0	0	0	
at Green Bay (10/10/93)	59	33	367	.559	1	1	4/34	5	27	5.4	11	0	
at LA Raiders (1/2/94)	36	25	361	.694	3	0	0/0	2	21	10.5	18	0	
at LA Raiders (1/9/94)	47	29	302	.617	3	1	1/5	5	23	4.6	6	0	AFC Wild Card
vs. San Diego (9/4/94)	46	36	371	.783	3	2	4/30	1	1	1.0	1	0	
at N.Y. Jets (9/11/94)	42	29	319	.690	1	1	1/3	1	2	2.0	2	0	
vs. Cleveland* (10/30/94)	41	30	349	.732	2	0	1/6	2	14	7.0	12	0	
vs. Atlanta* (11/20/94)	42	27	382	.643	2	1	5/46	6	17	2.8	11	1	
vs. Buffalo* (9/3/95)	41	22	317	.537	0	1	2/18	4	29	7.3	15	0	
vs. Washington* (9/17/95)	47	30	327	.638	2	0	1/9	6	22	3.7	11	0	
vs. Oakland* (10/16/95)	46	23	324	.500	2	0	2/20	3	29	9.7	14	0	
at Houston (11/26/95)	41	27	332	.659	2	2	0/0	0	0	0.0	0	0	
at Oakland* (12/24/95)	41	24	320	.585	2	1	2/13	4	10	2.5	4	0	
at Cincinnati* (9/29/96)	3												

JOHN ELWAY'S CAREER DRIVE ENGINEERING

Season.....	Drives Started	Drives Ended by									Points Yielded	Points/Drive	Quarterback Drive Efficiency*	
		TD	FG	FGA	PNT	DWN	TRN	SAF	CLK	RPL				
1983.....	108	11	8	1	52	4	23	0	7	2	101	0.94	17.6%	20.2%
1984.....	162 #	29	16	5	70	1	26	0	15	1	248	1.53	27.8%	34.2%
1985.....	215	42	23	15	92	4	29	0	9	1	360	1.67	30.2%	39.0%
1986.....	187	38	20	8	81	2	23	2	13	0	325	1.74	31.0%	37.9%
1987.....	139	34	17	7	47	4	21	0	9	0	289	2.08	36.7%	44.6%
1988.....	171	30	20	12	63	5	29	1	11	0	270	1.58	29.2%	38.8%
1989.....	163	32	24	5	66	4	25	0	7	0	296	1.81	34.3%	39.1%
1990.....	169	34	22	9	59	4	29	0	11	1	302	1.79	33.1%	41.4%
1991.....	176	29	26	9	73	6	21	0	11	1	280	1.59	31.3%	39.0%
1992.....	132	18	15	4	59	2	26	0	8	0	171	1.30	25.0%	29.8%
1993.....	185	41	26	9	66	7	21	1	14	0	364	1.97	36.2%	44.4%
1994.....	160	31	25	7	57	8	22	0	10	0	290	1.81	35.0%	39.2%
1995.....	167	40	29	7	50	5	28	0	8	0	368	2.20	41.3%	45.4%
1996.....	158	45	18	6	53	2	22	0	10	2	372	2.35	39.9%	45.0%
1997.....	180	44	28	11	59	6	20	0	12	0	395	2.19	40.0%	49.4%
1998.....	136	40	15	4	45	3	15	0	12	2	323	2.38	40.4%	48.4%
TOTALS.....	2,608	538	332	119	992	67	380	4	167	10	4,754	1.82	33.4%	40.7%

(*—the second number is the percentage the quarterback has put his team in position to score, allowing for missed field goal and subtracting those drives ended by the clock and replaced due to injury. #—drives for 1984 add to one more than drives started because Elway replaced Kubiak on one drive.)

NOTES:

- For his career, he directed Denver to scores in better than 3 in 10 drives; when you adjust the figure as stated above, the figures work to just over 40 in 100).
- In 2,608 career drives started, he was replaced only 10 times due to injury (based on if a replacement QB earned at least one first down on the drive; that's 0.383 percent, or 3.83 in 1,000).
- As far as drive efficiency is concerned, Elway had his best seasons in 1995 and '98.

JOHN ELWAY'S FOURTH-QUARTER HEROICS

In his career (1983-98) John Elway has engineered 47 fourth-quarter or overtime, game-saving or game-winning drives for the Broncos, and the team has a record of 46-0-1 in those contests. Those games include:

- 40 fourth-quarter or overtime, game-winning drives (marked on the following page with an asterisk). The Broncos scored the winning points 23 times with fewer than three minutes remaining, 21 times under two minutes and 13 times with less than a minute left.
- seven fourth-quarter, game-tying drives. Denver went on to win six of those contests in regulation or overtime, and one game ended in a tie. The Broncos won in regulation vs. New England (11/4/84) and at Seattle (12/20/85). In overtime, Elway directed the game-winning drive in the AFC Championship Game at Cleveland (1/11/87), while the defense and special teams set up OT wins vs. San Diego (11/17/85), at San Francisco (10/9/88) and at Seattle (10/22/89). The game at Green Bay (9/20/87) ended in a tie.

JOHN ELWAY'S FOURTH-QUARTER HEROICS — GAME-BY-GAME

- ***Dec. 11, 1983 vs. Baltimore** — Throws three fourth-quarter TD passes, the last a 26-yarder to Gerald Willhite with 0:44 left in 21-19 win.
- Nov. 4, 1984 vs. New England** — Directs 8-play, 78-yard drive for seven-yard TD pass to Butch Johnson with 4:03 left to tie score at 19-19; Dennis Smith returns a fumble 64 yards for TD with 1:45 left in a 26-19 win.
- ***Nov. 11, 1984 at San Diego** — Directs 10-play, 77-yard drive for Sammy Winder one-yard TD run with 0:38 left in 16-13 win.
- ***Dec. 9, 1984 vs. San Diego** — Directs 12-play, 40-yard drive for Rich Karlis field goal with 2:08 left in 16-13 win.
- ***Sept. 22, 1985 at Atlanta** — Directs three scoring drives (two TDs, one FG) in fourth quarter, erasing 28-27 deficit, in 44-28 win.
- ***Nov. 11, 1985 vs. San Francisco** — Directs 9-play, 63-yard drive for Rich Karlis 24-yard field goal with 1:27 left in 17-16 win.
- Nov. 17, 1985 vs. San Diego** — Directs 7-play, 48-yard drive for Rich Karlis 34-yard field goal with 0:05 left to tie San Diego; Denver wins 30-24 on Louis Wright's 60-yard TD return of a blocked field goal in OT.
- ***Dec. 1, 1985 at Pittsburgh** — Directs 7-play, 58-yard drive for Steve Sewell two-yard TD run with 1:45 left, taking a 24-23 lead; Mike Harden returns an interception 42 yards for a score for 31-23 win.
- ***Dec. 14, 1985 vs. Kansas City** — Directs 8-play, 59-yard drive for Sammy Winder one-yard TD run with 0:22 left in 14-13 win.
- Dec. 20, 1985 at Seattle** — Directs 8-play, 80-yard drive for Steve Sewell one-yard run to tie game at 24-24 with 2:35 remaining; then passes for 27 yards to start a five-play, 34-yard drive (Gary Kubiak takes over when Elway is injured) for a Rich Karlis 43-yard field goal with 0:55 remaining in 27-24 win.
- ***Sept. 7, 1986 vs. L.A. Raiders** — Directs 9-play, 39-yard drive for seven-yard pass to Gene Lang with 5:11 left in 38-36 win.
- Jan. 11, 1987 at Cleveland (AFC Championship Game)** — Directs 15-play, 98-yard drive for five-yard TD pass to Mark Jackson with 0:39 left to tie game 20-20; in Denver's first OT possession, directs 60-yard drive for Rich Karlis 33-yard FG in 23-20 win.
- Sept. 20, 1987 at Green Bay** — Directs 18-play, 80-yard drive for Steve Sewell one-yard run with 5:53 remaining to tie game at 17-17; game ends in an overtime tie.
- ***Nov. 16, 1987 vs. Chicago** — Directs 8-play, 61-yard drive for Steve Sewell four-yard TD run with 4:58 left in 31-29 win.
- ***Dec. 6, 1987 vs. New England** — Directs 6-play, 74-yard drive for two-yard TD pass to Mark Jackson with 12:41 left for 24-20 lead; Mark Haynes later returns an interception for 14 yards and a score in 31-20 win.
- ***Jan. 17, 1988 vs. Cleveland (AFC Championship Game)** — Directs 5-play, 75-yard drive for 20-yard TD pass to Sammy Winder with 4:01 left for 38-31 lead; after safety and Ernest Byner fumble, Denver wins 38-33.

- Oct. 9, 1988 at San Francisco** — Directs 9-play, 58-yard drive for eight-yard TD pass to Vance Johnson with 8:37 left to tie game 13-13; Broncos win in overtime when Steve Wilson's interception sets up Rich Karlis 22-yard field goal 8:11 into overtime.
- ***Oct. 8, 1989 vs. San Diego** — Directs 11-play, 74-yard drive for Bobby Humphrey 17-yard TD run with 1:03 left in 16-10 win.
- Oct. 22, 1989 at Seattle** — Throws 54-yard TD pass to Vance Johnson with 2:19 left (only play of drive) to tie game 21-21; Dennis Smith interception sets up David Treadwell's 27-yard field goal at 7:14 of OT for 24-21 win.
- ***Nov. 12, 1989 at Kansas City** — Directs 10-play, 72-yard drive for David Treadwell 26-yard FG with 0:01 left in 16-13 win.
- ***Jan. 7, 1990 vs. Pittsburgh (AFC Divisional Playoff)** — Directs 9-play, 71-yard drive for Melvin Bratton one-yard run with 2:27 left in 24-23 win.
- ***Sept. 17, 1990 vs. Kansas City** — Directs 10-play, 79-yard drive for David Treadwell 22-yard FG with 0:00 left for 24-23 win.
- ***Oct. 21, 1990 at Indianapolis** — Directs 9-play, 58-yard drive for David Treadwell 42-yard FG to break tie with 3:45 left; then directs five-play, 56-yard drive for Steve Sewell two-yard run with 1:41 left in 27-17 win.
- ***Oct. 20, 1991 vs. Kansas City** — Directs 7-play, 70-yard drive for David Treadwell 27-yard field goal with 2:37 left in 19-16 win.
- ***Oct. 27, 1991 at New England** — Directs 9-play, 42-yard drive for David Treadwell 34-yard field goal with 1:56 left in 9-6 win.
- ***Dec. 8, 1991 at Cleveland** — Directs 16-play, 64-yard drive for six-yard TD pass to Vance Johnson with 8:54 left to break 7-7 tie; then directs six-play, 66-yard drive for David Treadwell 37-yard field goal with 3:29 remaining in 17-7 win.
- ***Dec. 15, 1991 vs. Phoenix** — Directs 6-play, 66-yard drive for Elway's four-yard TD run with 1:46 left in 24-19 win.
- ***Jan. 4, 1992 vs. Houston (AFC Divisional Playoff)** — Directs 12-play, 87-yard drive for David Treadwell 28-yard field goal with 0:20 left in 26-24 win.
- ***Sept. 6, 1992 vs. L.A. Raiders** — Directs 7-play, 85-yard drive for Reggie Rivers one-yard TD run with 0:55 left in 17-13 win.
- ***Oct. 4, 1992 vs. Kansas City** — Directs 14-play, 80-yard drive for 25-yard pass to Mark Jackson with 1:55 left to pull Denver within six points at 19-13; after a 28-yard punt return, directs a three-play, 27-yard drive for a 12-yard TD pass to Vance Johnson with 0:38 left in 20-19 win.
- ***Oct. 18, 1992 vs. Houston** — Directs 3-play, 80-yard drive for Reggie Rivers' 20-yard TD run with 1:34 left in 27-21 win.
- ***Dec. 12, 1993 vs. Kansas City** — Directs three-play, 11-yard drive for six-yard TD pass to Shannon Sharpe with 10:34 left in 27-21 win.
- ***Oct. 23, 1994 at San Diego** — Directs 4-play, four-yard drive to set up Jason Elam's 54-yard field goal with 10:02 remaining that put Denver ahead 17-15; then directed a nine-play, 66-yard drive to set up Elam for a 25-yard field goal that provided the final score of 20-15 with 4:07 remaining.
- ***Nov. 20, 1994 vs. Atlanta** — Directs 10-play, 73-yard drive for 32-yard TD pass to Anthony Miller to pull Denver within 28-25 with 10:19 remaining; then drove the Broncos 57 yards in 10 plays, capping the drive with a four-yard TD run to put Denver ahead to stay 32-28 with 1:56 remaining.
- ***Sept. 17, 1995 vs. Washington** — Directs 8-play, 80-yard drive that culminated with a 43-yard TD strike to Rod Smith on the final play of the game (play started at 0:06), breaking a 31-31 tie and giving Denver a 38-31 win. The drive began on the Broncos' 20-yard line with 1:07 remaining.
- ***Nov. 19, 1995 vs. San Diego** — Directs 7-play, 53-yard drive to set up Jason Elam's game-winning 32-yard field goal, breaking a 27-27 tie, and lifting Denver to a 30-27 win. The drive began on the Broncos' 33-yard line with 3:43 remaining.
- ***Dec. 24, 1995 at Oakland** — Directs 12-play, 79-yard drive to set up Jason Elam's 27-yard field goal to pull Denver to within 28-20 with 12:47 remaining; then drove the Broncos 87 yards in 13 plays, culminating with a four-yard TD pass to Ed McCaffrey — on which Elway ran in for the two-point conversion — to tie the score at 28-28 with 5:46 remaining; then drove 53 yards in nine plays to set up Elam's game-winning 37-yard field goal with 0:48 remaining, giving Denver the 31-28 victory.
- ***Sept. 15, 1996 vs. Tampa Bay** — Directs 14-play, 80-yard drive over an 8:11 span, capped by Terrell Davis' three-yard run with 3:32 remaining, giving Denver a 27-23 win.
- ***Oct. 20, 1996 vs. Baltimore** — Directs 10-play, 57-yard drive in 4:31, culminating with a 6-yard touchdown pass to Ed McCaffrey, to put Denver ahead 38-34 with 10:57 remaining. He later led the club 15 yards in three plays, capped by his own 9-yard touchdown run with 1:16 remaining, to provide the final margin of 45-34.
- ***Nov. 4, 1996 at Oakland** — Directs 6-play, 73-yard drive over a 47-second span, culminating with a 49-yard touchdown pass to Rod Smith with 4:14 remaining to erase a 21-16 Raiders lead and lift Denver to a 22-21 win.
- ***Nov. 24, 1996 at Minnesota** — Directs 11-play, 84-yard drive in 5:02, capped by a five-yard touchdown pass to Ed McCaffrey with 19 seconds remaining that was tipped three times by Vikings defenders, to give Denver a 21-17 win.
- ***Oct. 26, 1997 at Buffalo** — Directs 9-play, 43-yard drive in 4:47 during overtime to set up a 33-yard Jason Elam field goal with 1:56 remaining on the clock, giving Denver a 23-20 win.
- ***Nov. 2, 1997 vs. Seattle** — Directs 8-play, 69-yard drive in 4:34 to set up a 22-yard Jason Elam field goal with 7:28 remaining, breaking a 27-27 tie and giving Denver a 30-27 win.
- ***Jan. 4, 1998 at Kansas City (AFC Divisional Playoff)** — Directs 6-play, 49-yard drive in 2:38, capped by a 1-yard Terrell Davis touchdown run with 12:32 remaining to give Denver a 14-10 AFC Divisional Playoff victory. Key to the drive was Elway's 43-yard strike to Ed McCaffrey that set up the Broncos at the Chiefs' 1-yard line.
- ***Jan. 25, 1998 vs. Green Bay (Super Bowl XXXII)** — Directs 5-play, 49-yard drive in 1:42, culminating in a 1-yard Terrell Davis touchdown run with 1:45 remaining to break a 24-24 tie and give Denver a 31-24 win to claim its first World Championship. Key to the drive was a screen pass to fullback Howard Griffith that covered 23 yards and put Denver at the Green Bay 8-yard line.
- ***Nov. 1, 1998 at Cincinnati** — Directs 5-play, 53-yard drive in 1:56, culminating in a 5-yard Terrell Davis touchdown run with 58 seconds remaining to break a 26-26 tie and give Denver a 33-26 win. Key to the drive was a 38-yard kickoff return by Vaughn Hebron to stake the Broncos with good field position.
- ***Dec. 6, 1998 vs. Kansas City** — Directs 5-play, 50-yard drive in 2:39, capped by a 24-yard touchdown pass to Shannon Sharpe with 3:34 remaining to give Denver a 35-31 lead that would hold up for the win — Denver's 13th in a row to begin the season (tied for second-best all-time) and 18th in a row overall, dating back to the 1997 season (tied for the longest streak in NFL history, regular and postseason combined).

ALL-TIME PRO FOOTBALL TOTAL OFFENSE LEADERS

Player	Yards	(Passing / Rushing)
1. Dan Marino	61,448	(61,361 passing / 87 rushing)
2. John Elway	54,882	(51,475 passing / 3,407 rushing)
3. Warren Moon	50,851	(49,117 passing / 1,734 rushing)
4. Fran Tarkenton	50,677	(47,003 passing / 3,674 rushing)
5. Dan Fouts	43,516	(43,040 passing / 476 rushing)

ALL-TIME PRO FOOTBALL PASSING LEADERS

PASSING YARDS			TOUCHDOWN PASSES			
No.	PLAYER	TEAM	YARDS	No.	PLAYER	TDs
1.	Dan Marino	Miami	61,361	1.	Dan Marino	420
2.	John Elway	Denver	51,475	2.	Fran Tarkenton	342
3.	Warren Moon	Hou./Minn./Sea./K.C.	49,325	3.	John Elway	300
4.	Fran Tarkenton	Minnesota	47,003	4.	Warren Moon	291
5.	Dan Fouts	San Diego	43,040	5.	Johnny Unitas	290
6.	Joe Montana	S.F./K.C.	40,551	6.	Joe Montana	273
7.	Johnny Unitas	Baltimore	40,239	7.	Dave Krieg	261
8.	Vinny Testaverde	Tampa/Cleve./Balt./Jets	39,059	8.	Sonny Jurgensen	255
9.	Brett Favre	Green Bay	38,627	9.	Dan Fouts	254
10.	Dave Krieg	Sea./K.C./Ariz./Chic./Ten.	38,151	10.	Boomer Esiason	247

PASS ATTEMPTS		PASS COMPLETIONS	
No.	PLAYER	ATT.	COMP.
1.	Dan Marino	8,358	4,967
2.	John Elway	7,250	4,123
3.	Warren Moon	6,789	3,988
4.	Fran Tarkenton	6,467	3,686
5.	Vinny Testaverde	5,644	3,409

ELWAY RANKS AMONG ALL-TIME TOUCHDOWN LEADERS

With his five-yard touchdown pass to Rod Smith in the second quarter at San Diego, Nov. 30, 1997, QB John Elway moved past Johnny Unitas into third place all-time in total touchdowns. He retired trailing only Dan Marino and Fran Tarkenton among players with 300 or more career total touchdowns:

PLAYER	TOTAL TOUCHDOWNS	PASSING TOUCHDOWNS	RUSHING TOUCHDOWNS	RECEIVING TOUCHDOWNS
1. Dan Marino	428	420	8	0
2. Fran Tarkenton	374	342	32	0
3. John Elway	334	300	33	1
4. Warren Moon	312	290	22	0
5. Johnny Unitas	303	290	13	0

NFL LEADERS, MOST 3,000-YARD PASSING SEASONS

NAME	3,000-YARD SEASONS	YEARS WITH 3,000 YARDS	NFL SEASONS	CAREER YDS.
Dan Marino, Miami	13	1984-92, 94-95, 97-98	17	61,448
John Elway, Denver	12	1985-91, 1993-97	16	51,475
Brett Favre, Green Bay	10	1992-2001	11	38,627
Warren Moon, Hou./Minn./Sea./K.C.	9	1984, 86, 89-91, 93-95, '97	16	49,117
Joe Montana, S.F./K.C.	8	1981, 1983-85, '87, 1989-90, '94	14	40,551
Jim Kelly, Buffalo	8	1986, 88-89, 91-95	11	35,467

ELWAY PUT BRONCOS AMONG THE WINNERS

During the course of John Elway's 16-year career with the Broncos, the club boasted the best record in the AFC and the second-best record in the NFL with 161 victories. Elway started in 148 of those victories (91.9%), an NFL record for most wins by a starting quarterback.

TOP FIVE RECORDS OF NFL TEAMS, 1983-98
(Regular Season Only)

TEAM	W	L	T	PCT.
1. San Francisco	192	62	1	.755
2. Denver	161	93	1	.633
3. Miami	154	101	0	.604
4. Washington	144	110	1	.567
5. Chicago	143	112	0	.561

GREATNESS MEASURED IN VICTORY

John Elway became the NFL's winningest all-time starting quarterback late in the 1996 season (Dec. 15 vs. Raiders), passing Fran Tarkenton (125), and retired with 148 wins to his credit during his magnificent career. Miami's Dan Marino is second with 147. Included in that record is a remarkable 94-23 (.803) mark at home. Elway had at least a .500 record against 26 of the 30 other NFL teams he faced, including all but two in the AFC (Oakland and Miami):

MOST VICTORIES BY STARTING QUARTERBACKS, ALL-TIME
(Regular Season Only)

No.	PLAYER	W-L-T	PCT.
1.	John Elway	148-82-1	.643
2.	Dan Marino	147-93-0	.613
3.	Fran Tarkenton	125-109-6	.533
4.	Brett Favre	103-54-0	.656
5.	Warren Moon	102-98-0	.510

*active player

TOP FIVE ALL-TIME RUSHING QUARTERBACKS

No.	PLAYER	RUSH.	YARDS	AVG.	LG	TD
1.	Randall Cunningham*	756	4,882	6.5	52t	33
2.	Steve Young	707	4,168	5.9	49t	43
3.	Fran Tarkenton	675	3,674	5.5	52t	32
4.	John Elway	774†	3,407	4.4	31	33
5.	Tobin Rote	635	3,128	4.9	—	37

*active player † most all-time

MOST TIMES SACKED, ALL-TIME NFL QUARTERBACKS

ALL-TIME QUARTERBACKS (since 1963)

PLAYER	SEASONS	TIMES SACKED	YDS. LOST	MILES LOST
John Elway	16	516	3,785	2.15
Dave Krieg	19	494	3,797	2.16
Fran Tarkenton	18	483	3,528	2.00
Phil Simms	14	477	3,596	2.04
Randall Cunningham*	13	472	3,471	1.97
Warren Moon	16	458	3,415	1.94

*active player

ELWAY VS. HALL OF FAME QUARTERBACKS AFTER 16 SEASONS

At the time of his retirement, after 16 seasons, John Elway had thrown and completed more passes, and thrown for more yards than all 18 quarterbacks currently enshrined in the Hall of Fame at the equivalent point in each of their careers. He also ranks first in rushing attempts and total offense (combined rushing and passing yards), second in rushing yards, tied for second in rushing touchdowns, second in completion percentage and second in touchdown passes. Among those enshrined in Canton, only Fran Tarkenton had thrown more touchdown passes in his first 16 seasons than Elway, and only Otto Graham has more rushing touchdowns.

(Listed in descending order by passing yards)

PLAYER	PASSING						RUSHING				
	Att.	Comp.	Yds.	Pct.	TD	Int.	Rtg.	Att.	Yds.	Avg.	TD
Elway, John	7,250	4,123	51,475	56.9	300	226	79.8	774	3,407	4.4	33
Fouts, Dan	5,604	3,297	43,040	58.8	254	242	80.2	224	476	2.1	13
Tarkenton, Fran	5,225	2,931	38,840	56.1	291	212	81.4	609	3,629	6.0	30
Unitas, Johnny	4,777	2,616	37,715	54.8	281	231	80.3	439	1,757	4.0	13
Tittle, Y.A.	3,817	2,118	28,339	55.2	212	221	73.5	291	999	3.6	33
Bradshaw, Terry	3,901	2,025	27,989	51.9	212	210	70.7	444	2,257	5.1	32
Namath, Joe	3,762	1,886	27,663	50.1	173	220	65.6	71	140	2.0	7
Jurgensen, Sonny	3,891	2,200	27,108	56.5	236	175	79.8	170	497	2.9	15
Layne, Bobby	3,700	1,814	26,768	49.0	196	243	63.2	611	2,451	4.0	25
Griese, Bob	3,429	1,926	25,092	56.2	192	172	77.1	261	994	3.8	7
Starr, Bart	3,104	1,448	24,425	46.6	152	135	72.1	244	1,297	5.3	14
Van Brocklin, Norm	2,895	1,553	23,611	53.6	173	178	75.1	102	40	0.4	11
Dawson, Len	2,960	1,664	23,483	56.2	212	149	85.1	257	1,143	4.4	9
Staubach, Roger	2,958	1,685	22,700	57.0	153	109	83.5	410	2,264	5.5	20
Baugh, Sammy	2,972	1,673	22,507	56.3	184	202	72.9	317	323	1.0	6
Blanda, George	2,641	1,287	17,996	48.7	149	166	63.5	125	345	2.8	9
Luckman, Sid	1,744	904	14,683	51.8	139	131	75.7	204	209	1.0	2
Graham, Otto	1,565	872	13,499	55.7	88	94	78.2	405	882	2.2	44
Waterfield, Bob	1,617	813	11,849	50.3	98	127	62.0	75	21	0.3	13

GETTING BETTER WITH AGE

John Elway not only maintained his status among the league's elite quarterbacks in the latter years of his career, but even improved dramatically in several key statistical categories over his final six seasons. The following is a comparative glance at Elway's season averages for passing yards, touchdowns and interceptions over his first nine seasons as a full-time starter (excludes 1983) against his final six:

SEASONS	AVG. YARDS	AVG. TDs	AVG. INTs
1984-92	3,172.6	16.8	15.8
1993-98	3,543.2	23.7	11.5

ALL-TIME NFL POSTSEASON PASSING LEADERS BY CATEGORY

PASSING YARDS

No.	PLAYER	GAMES	YARDS
1.	Joe Montana	23	5,772
2.	John Elway	22	4,964
3.	Dan Marino	17	4,510
4.	Brett Favre	16	3,940
5.	Jim Kelly	17	3,863

TOUCHDOWN PASSES

No.	PLAYER	TDs
1.	Joe Montana	45
2.	Dan Marino	32
3.	Terry Bradshaw	30
4.	Brett Favre	29
5.	John Elway	27

PASS ATTEMPTS

No.	PLAYER	ATTEMPTS
1.	Joe Montana	734
2.	Dan Marino	687
3.	John Elway	640
4.	Jim Kelly	545
5.	Brett Favre	522

PASS COMPLETIONS

No.	PLAYER	COMPLETIONS
1.	Joe Montana	460
2.	Dan Marino	385
3.	John Elway	355
4.	Jim Kelly	322
5.	Troy Aikman	320

ALL-TIME NFL QUARTERBACKS WITH 3,000 POSTSEASON AND 40,000 REGULAR SEASON PASSING YARDS

PLAYER	TEAM (S)	POSTSEASON YARDS	REGULAR SEASON YARDS
Joe Montana	San Francisco/Kansas City	5,772	40,551
John Elway	Denver	4,964	51,475
Dan Marino	Miami	4,510	61,361

TOUCHDOWN PASSES IN CONSECUTIVE POSTSEASON GAMES

John Elway threw at least one touchdown pass in 17 of the 22 postseason contests in which he played. After not throwing one in his first playoff game, he threw at least one in his next nine, which ranks fourth all-time for consecutive playoff games with at least one touchdown pass:

PLAYER	TEAM	SEASONS	CONSECUTIVE GAMES WITH TD PASS
1.	Dan Marino	Miami 1983-95	13
2.	Brett Favre	Green Bay 1995-2001	12
3.	Joe Montana	San Francisco 1988-90	10
4.	Ken Stabler	Oakland 1973-77	10
5.	John Elway	Denver 1984-89	9

ALL-TIME SUPER BOWL QUARTERBACK LEADERS

John Elway saved one of his best career performances for his final game, Super Bowl XXXIII vs. Atlanta at Pro Player Stadium in Miami, Fla. He threw for 336 yards in Denver's 34-19 win — now fourth-most in Super Bowl history — and was voted MVP. He also set a record for most career pass attempts in Super Bowl games, and for the second straight year became the oldest player to score in a Super Bowl.

MOST PASSING YARDS IN A SUPER BOWL GAME

PLAYER	TEAM	Yds.	OPP. (DATE)	RESULT
1.	Kurt Warner	414	Ten. (1/30/00)	W 23-16
2.	Joe Montana	357	Cin. (1/22/89)	W 20-16
3.	Doug Williams	340	Den. (1/31/88)	W 42-10
4.	John Elway	336	Atl. (1/31/99)	W 34-19

SUPER BOWL PASSING YARDS, CAREER

PLAYER	TEAM	Yds.	GMS.
1.	Joe Montana	S.F. 1,142	4
2.	John Elway	Den. 1,128	5
3.	Terry Bradshaw	Pitt. 932	4

MOST CAREER SUPER BOWL PASS ATTEMPTS

PLAYER	TEAM	ATT.	GMS.
1.	John Elway	152	5
2.	Jim Kelly	145	4
3.	Joe Montana	122	4

MOST CAREER SUPER BOWL COMPLETIONS

PLAYER	TEAM	COMP.	GMS.
1.	Joe Montana	San Fran. 83	4
2.	Jim Kelly	Buffalo 81	4
3.	John Elway	Denver 76	5

MOST SUPER BOWL STARTS BY A QUARTERBACK

PLAYER	TEAM	STARTS	GAMES	RECORD
1.	John Elway	Denver 5	XXI, XXII, XXIV, XXXII, XXXIII	2-3
2.	Terry Bradshaw	Pittsburgh 4	IX, X, XIII, XIV	4-0
	Joe Montana	San Francisco 4	XVI, XIX, XXIII, XXIV	4-0
	Jim Kelly	Buffalo 4	XXV, XXVI, XXVII, XXVIII	0-4
5.	Roger Staubach	Dallas 3	VI, XII, XIII	2-1

THE BRONCOS' RECORD WHEN ELWAY ...

(Regular Season, Games Started Only)

Threw 0 Touchdowns:.....	33-31-1	Rushed for a Touchdown:.....	22-10
Threw 1 Touchdown:.....	45-30	Rushed for 50 or more Yards:.....	2-2
Threw 2 Touchdowns:.....	41-17	Was Not Intercepted:.....	74-22
Threw 3 Touchdowns:.....	20-3	Was Intercepted:.....	74-59-1
Threw 4 Touchdowns:.....	9-0	Played on Grass:.....	121-50-1
Threw 5 Touchdowns:.....	1-0	Played on Turf:.....	27-31
Threw at least 1 TD:.....	115-50	Played in Domes:.....	13-13
Was Not Sacked:.....	31-8	Played on Monday Night:.....	13-10
Was Sacked:.....	117-72-1	Played on Sunday Night:.....	10-8
Threw for 300 Yards:.....	24-12	Played in Prime Time:.....	24-18
Threw for under 200 Yards:.....	51-42	Played on Non-Sundays:.....	21-12

A MODEL OF CONSISTENCY

John Elway threw at least one touchdown pass in 166 of his 234 regular season games (70.9%) and in 17 of his 22 playoff games (77.3%). In all, he threw a TD pass in 183 of 256 career regular and postseason games (71.5%). Elway threw at least one TD pass in 60 of his final 73 regular season games (82.2%):

ELWAY'S GAMES WITH AT LEAST ONE TOUCHDOWN PASS, YEAR-BY-YEAR

YEAR	REGULAR SEASON	POSTSEASON	OVERALL
1983	4 of 11	0 of 1	4 of 12
1984	9 of 15	1 of 1	10 of 16
1985	11 of 16	0 of 0	11 of 16
1986	12 of 16	3 of 3	15 of 19
1987	10 of 12	3 of 3	13 of 15
1988	11 of 15	0 of 0	11 of 15
1989	11 of 15	2 of 3	13 of 18
1990	9 of 16	0 of 0	9 of 16
1991	10 of 16	1 of 2	11 of 18
1992	7 of 12	0 of 0	7 of 12
1993	13 of 16	1 of 1	14 of 17
1994	10 of 14	0 of 0	10 of 14
1995	14 of 16	0 of 0	14 of 16
1996	13 of 15	1 of 1	14 of 16
1997	12 of 16	2 of 4	14 of 20
1998	10 of 12	2 of 3	12 of 15
TOTAL	166 of 234	17 of 22	183 of 256

In Elway's career the Broncos posted a 34-31-1 mark in the 68 regular season games in which he did not throw a touchdown pass, while posting a 2-3 postseason record in such contests. Elway also had 90 multiple-touchdown regular season games, in which Denver posted a 71-19 record (78.9%). Elway also produced seven postseason multiple-touchdown games, in which the Broncos posted a 4-3 record.

JOHN ELWAY BY STADIUM

In his 16-year career, John Elway threw at least one touchdown pass in 24 different stadiums, including 180 at Mile High Stadium—an NFL record for one player at a single stadium. There were eight NFL venues at the time of his retirement in which he did not throw a touchdown pass, including Soldier Field, Pro Player Stadium (though he threw a postseason TD there) and the Superdome. In addition, he never played at six other sites: Ericsson Stadium, Raymond James Stadium, PSINet Stadium, the Trans World Dome and Jack Kent Cooke Stadium. Elway also threw 27 postseason TD passes in seven different stadiums: 18 at Mile High Stadium, three at the L.A. Coliseum, two at Three Rivers Stadium, one at Cleveland Municipal Stadium, one at Jack Murphy Stadium (now Qualcomm Stadium) (Super Bowl XXII), one at the Rose Bowl (Super Bowl XXI) and one at Pro Player Stadium (Super Bowl XXXIII).

ELWAY'S TOUCHDOWN PASSES BY STADIUM

(Regular Season Only)

Mile High	180	Giants	3
Kingdome	16	Anaheim	3
Jack Murphy/Qualcomm	16	Foxboro	3
L.A. Coliseum	12	Atlanta-Fulton County	3
Arrowhead	10	Georgia Dome	3
Cleveland Municipal	8	RCA Dome	3
Rich	6	Sun Devil	2
Three Rivers	6	Texas	2
Oakland-Alameda County	6	Veterans	2
Metrodome	5	Candlestick/3COM	1
Astrodome	4	Lambeau	1
Cinergy Field	4	Silverdome	1

ELWAY NAMED 1992 EDGE NFL MAN OF THE YEAR

John Elway was named the 1992 Edge NFL Man of the Year for his work with the Elway Foundation, a non-profit organization which has raised millions of dollars that have been directed toward the prevention and treatment of child abuse throughout Colorado.

Among the groups assisted by the Elway Foundation are Family Focus and the Kempe Children's Foundation. The Elway Foundation in 1991 alone raised over \$400,000.

Elway is also a member of the Mayor's Council on Physical Fitness and has served as chairman of the National Kidney Foundation for the Rocky Mountain region.

The NFL Man of the Year award is truly unique in that it is the only league-sponsored award that recognizes a player's off-the-field community service work as well as his playing excellence. Perhaps the most prestigious of all NFL awards, it has been in existence since 1970.

JOHN ELWAY'S LONGEVITY

MOST CAREER GAMES PLAYED BY A BRONCO

Pos.	PLAYER	YEARS	GAMES
QB	John Elway	1983-98	234
LB	Tom Jackson	1973-86	191
G	Paul Howard	1973-75, 77-86	187
S	Dennis Smith	1981-94	184
DE	Barney Chavous	1973-85	182



AUSTIN "GOOSE" GONSOULIN

Year Inducted: 1984
Years with Broncos: 1960-66

SAFETY

23

THEN: Austin "Goose" Gonsoulin was one of the four original Ring of Fame inductees in 1984, recognized for his splendid play at safety for seven seasons. Gonsoulin was one of the original Broncos from the 1960 season. At the end of his Bronco career, he was the all-time American Football League leader in interceptions with 43, and still ranks second in club history. His 11 pickoffs in 1960 are still a Denver club record, and he shares the team record for interceptions in a game with four, a feat he accomplished Sept. 18, 1960 at Buffalo. Gonsoulin was an All-AFL choice in 1960, 1962 and 1963. His amazing durability and toughness enabled him to start 61

consecutive games at one point in his career. Gonsoulin was also the captain of his college team at Baylor.

Now: Gonsoulin has operated a construction company in Texas since his retirement.

GONSOULIN'S DENVER BRONCOS CAREER RECORD

Int.	Yds.	Avg.	TD
43	542	12.6	2



RANDY GRADISHAR

Year Inducted: 1989
Years with Broncos: 1974-83

LINEBACKER

53

THEN: Randy Gradishar was the only Ring of Fame inductee in 1989, in recognition of a 10-year career at linebacker with the Broncos. During his career, Gradishar was a seven-time Pro Bowler, the most by any Bronco at the end of his career, and he is also the all-time leader in tackles for Denver, finishing with 2,049. Gradishar never missed a game, playing in 145 in a row. He accounted for 33 turnovers in his career (20 INTs and 13 fumble recoveries) and was voted the Defensive Player of the Year in 1978 by AP, UPI, *Pro Football Weekly* and NEA (George Halas Award). His teammates also voted him team defensive MVP in 1978 and 1980. While at Ohio State,

Gradishar was referred to by his head coach—the legendary Woody Hayes—as "the best linebacker I ever coached at Ohio State." Randy was a three-year starter for the Buckeyes and was named to every All-America team following his senior season, as well as being an Academic All-America selection, graduating with a degree in distributive education. Gradishar was also the president of the Denver Broncos Youth Foundation from 1982-92. He was inducted in 1998 into the College Football Hall of Fame.

Now: Gradishar joined the Phil Long Dealerships as Leadership Manager in December 1997, a position in which he helps train, equip and support employees in the quest to achieve their goals and objectives. In that capacity he encourages employees to exceed customer expectations and ensure customer satisfaction. Gradishar is also instrumental in the Phil Long Community Fund, which operates in conjunction with the Denver Broncos Charities Fund to make an investment back into the communities with which it does business, as well as the Phil Long University, furnishing employees with career opportunities through quality education and state-of-the-art training. Gradishar and his wife, Beth, make their home in Denver. He has three children: Paige, Meredith and Mark.

GRADISHAR'S DENVER BRONCOS CAREER RECORD

Games	Starts	Int.	Yds.	Avg.	TD
145	134	20	335	16.8	3



RICH JACKSON

Year Inducted: 1984
Years with Broncos: 1967-72

DEFENSIVE END

87

THEN: Rich Jackson is one of the four original Ring of Famers who were inducted in 1984. He was considered by many as the best defensive end in professional football during his prime. Jackson was the first Bronco to be named to the All-NFL first team in 1970. He posted his career high in quarterback sacks in 1969 with 11, and had 10 sacks in both 1968 and 1970. He was All-AFL from 1968-69 in addition to starting in the 1970 Pro Bowl. He made the Pro Bowl again in 1971 despite playing in only seven games due to a knee injury which eventually forced him out of football. Jackson finished his career with 34 sacks. He was a standout end at Southern

University on both sides of the ball. He also lettered in track and was the NAIA shotput champion.

Now: Jackson is a school administrator in New Orleans, La., where he and his wife, Katherine, reside.



TOM JACKSON

Year Inducted: 1992
Years with Broncos: 1973-86

LINEBACKER

57

THEN: Tom Jackson was the only player inducted into the Ring of Fame in 1992. "TJ" was always one of the most popular players among his teammates, who voted him most inspirational player six consecutive seasons (1981-86). He finished his career having played the most games in Broncos history at 191 and still ranks second on that list behind John Elway. He is also tied for third in games started at 177. Jackson is one of only three Broncos to wear the Denver uniform for 14 seasons, joining Dennis Smith (14) and John Elway (16). He made three consecutive Pro Bowl appearances from 1977-79 and was named first team All-Pro twice (1977-78). He

was also named by his teammates as Denver's defensive MVP in 1974, '76, and '77. Upon his retirement in 1986, Jackson was tied for first with fellow Ring of Famer Randy Gradishar for the most interceptions in Broncos history by a linebacker with 20, and was fifth on the all-time sack list with 44. Jackson was also a standout performer at Louisville, where he was the Missouri Valley Conference Player of the Year twice—as a sophomore in 1970 and as a senior in 1972.

Now: Jackson currently is a reporter for ESPN, and co-hosts the award-winning "NFL Countdown" and "NFL PrimeTime" shows every Sunday during the NFL season, as well as occasional appearances on "Monday Night Countdown." During the season he periodically makes trips to Denver to conduct interviews for Broncos features on the shows. Tom, his wife Jennifer and their daughters, Taylor and Morgan, reside in Cincinnati, Ohio.

JACKSON'S DENVER BRONCOS CAREER RECORD

Games	Starts	Int.	Yds.	Avg.	TD
191	177	20	340	17.0	3



CHARLEY JOHNSON

Year Inducted: 1986
Years with Broncos: 1972-75

QUARTERBACK

12

THEN: Charley Johnson was one of three inductees into the Ring of Fame in 1986, along with fellow quarterback Frank Tripucka and defensive end Paul Smith. Johnson, who came to Denver in a trade from Houston, quarterbacked the Broncos to their first winning season (7-5-2 in 1973), a landmark moment in the first 14 years of franchise history. Johnson set a new Broncos record for passing accuracy (since broken) in 1974 by completing 55.6% of his passes. He made the All-AFC team picked by UPI and *Pro Football Weekly* after the 1973 season. He once threw for 445 yards in a game and also threw a touchdown pass in 10 consecutive games, a

Broncos record at the time. Johnson was a star quarterback at New Mexico State, where he led his team to two Sun Bowl titles.

Now: Dr. Charley Johnson is professor and academic department head of the chemical engineering department at New Mexico State University in Las Cruces, N.M.

JOHNSON'S PROFESSIONAL RECORD

Att.	Comp.	Yards.	Pct.	TD	INT	LG
3,392	1,737	24,410	51.2	170	181	90t



FLOYD LITTLE **RUNNING BACK**
 Year Inducted: 1984
 Years with Broncos: 1967-75 **44**

THEN: Floyd Little is one of the four original Ring of Fame inductees from 1984. He was the first No. 1 draft pick ever signed by the Broncos and was widely regarded as "The Franchise" for much of his nine-year career. Little was the first serious threat for the Broncos at running back. A Pro Bowl participant in 1971, Floyd twice played in the AFL All-Star game (1968 and 1969). He finished his Broncos career ranked No. 1 on the franchise's all-time list for rushing attempts (1,641), rushing yards (6,323), rushing touchdowns (43) and total touchdowns (54). He now ranks second in all but rushing attempts, having been surpassed in the other three during the

1998 season by Terrell Davis. He still ranks seventh on the Broncos' all-time scoring list with 324 points. Little totaled 12,103 all-purpose yards during his career, including a team-record 2,523 on kickoff returns. Little also holds the Broncos' record for the longest non-scoring kickoff return, of 89 yards (vs. Oakland, Nov. 10, 1968). When Little retired, he ranked among the Top-10 all-time rushers in NFL history. Little was a three-time All-American at Syracuse, following in the footsteps of Jim Brown and the late Ernie Davis as superstar tailbacks for the Orangemen. Little actually shattered most of the records set by his two predecessors, rushing for 2,704 yards, returning punts for 845, kickoffs for 797, and passed for 19 — for a grand total of 4,947 yards. He also scored in 22 of 30 regular season games, including five times in one game.

Now: Little has gone into business for himself and owns an auto dealership in Seattle, Wash.

LITTLE'S DENVER BRONCOS CAREER RECORD

RUSHING				RECEIVING				KICK RETURNS			
Rushes	Yards	Avg.	TD	No.	Yds.	Avg.	TD	No.	Yds.	Avg.	TD
1,641	6,323	3.9	43	215	2,677	12.5	9	104	2,523	24.3	0



KARL MECKLENBURG **LINEBACKER**
 Year Inducted: 2001
 Years with Broncos: 1983-94 **77**

THEN: Karl Mecklenburg joined the Ring of Fame in 2001 after establishing himself as one of the most outstanding defensive players in franchise history during his 12-year career (1983-94). Mecklenburg overcame long odds to achieve greatness after being drafted by the Broncos in the 12th round out of Minnesota in 1983—the 310th player chosen. He became a starter by his third season, 1985, and went on to start 141 of the 180 games he played, which places him seventh on the club's all-time list for games played. Mecklenburg was voted to play in six Pro Bowls (following the 1985, '86, '87, '89, '91 and '93 seasons); was named All-AFC and All-NFL four times (1985-87 and '89); was named AFC Player of the Year by *Football News* in 1986 and played in three Super Bowls as a Bronco: XXI, XXII and XXIV. He finished his career with 1,145 tackles (787 solo) and ranks second in club annals with 79.5 sacks, trailing only Simon Fletcher (97.5). Mecklenburg's career high of 13 sacks came in 1985 and ties for the fifth most sacks recorded by a Bronco player in a single season. He recorded 11 multi-sack games and is the only player in franchise history to record four sacks in a game twice in his career. He shares the franchise single-game record with four other players. Mecklenburg began his collegiate career at Augustana (S.D.) College before transferring to Minnesota, where he earned second-team All-Big Ten honors as a senior in 1982.

Now: Mecklenburg has been very active locally since his retirement in 1994. He coaches high school football on the staff at Kent Denver School, is a motivational speaker and does promotional work for several local businesses. Karl and his wife, Kathi, have a son, Luke, and a daughter, Kelsey.

MECKLENBURG'S PROFESSIONAL RECORD

Games	Starts	Solo	Assist	Total	Sacks	Int.	Yds.	Avg.	TD
180	141	787	358	1,145	79.5	5	128	25.6	0



CRAIG MORTON **QUARTERBACK**
 Year Inducted: 1988
 Years with Broncos: 1977-82 **7**

THEN: Craig Morton was one of three inductees in 1988, along with fellow teammates Haven Moses and Jim Turner. Morton, who came to the Broncos through a trade with the New York Giants in 1977, was Denver's starting quarterback for most of the period from 1977-82 and led the team to its first Super Bowl berth in 1977, as he engineered the Broncos to a 12-2 regular season record and home playoff wins over Pittsburgh and arch-rival Oakland. Morton, who also starred with the Dallas Cowboys in the early 1970s, earned a variety of awards for his on-field performance in 1977, including AFC Most Valuable Player honors. During his career with Denver, he led the team to two divisional

titles (1977-78). He ranks second in franchise history in total plays from scrimmage (1,693), total offense (12,155), pass attempts (1,594), completions (907), passing yards (11,895) and touchdown passes (74). His average gain per play figure of 7.30 is tied for first with fellow Ring of Fame quarterback Charley Johnson. Morton also once completed 16 consecutive passes in a game and once had a streak of nine consecutive games with a touchdown pass. Morton was a consensus All-American at the University of California, and he was also a baseball star for the Golden Bears.

Now: Morton has gone into business in Scottsdale, Ariz., where he now resides.

MORTON'S PROFESSIONAL RECORD

Att.	Comp.	Yds.	Pct.	TD	INT
3,786	2,053	27,908	54.2	183	183



HAVEN MOSES **WIDE RECEIVER**
 Year Inducted: 1988
 Years with Broncos: 1972-81 **25**

THEN: Haven Moses was inducted into the Ring of Fame in 1988 with two others, quarterback Craig Morton and kicker Jim Turner. Moses played 10 seasons for the Broncos as one of the team's primary wide receivers, and ranks eighth all-time among Denver receivers with 302 catches. He ended his career with 5,450 receiving yards, sixth most in team history. He is also tied for first with fellow Ring of Famer Lionel Taylor and Shannon Sharpe in all-time receiving touchdowns with 44. His yards-per-catch average was 18.0, and he averaged more than 19 yards a catch in three straight seasons from 1976-78. In the AFC Championship Game on New Year's Day, 1978, Moses caught five passes for 168 yards and two touchdowns. He was a two-year letterman and an All-American as a wide receiver and defensive back at San Diego State University.

Now: Moses resides in the Denver area and works with the Archdiocese of Denver. He is very active in the community, getting involved in various community projects throughout the year.

MOSES' PROFESSIONAL RECORD

Games	Rec.	Yards	Avg.	TD
201	448	8,121	18.1	56



GERALD PHIPPS **OWNER**
 Year Inducted: 1985
 Years with Broncos: 1961-81

THEN: Gerald H. Phipps became the first and only non-player to be inducted into Denver Broncos' Ring of Fame in 1985. Under the guidance of Phipps and his brother Allan, the Broncos rose from their less than auspicious beginnings to the top of the American Football Conference. In 1977, the Broncos laid claim to their first ever AFC Championship, won the Western Division title in 1977 and 1978 and made three consecutive playoff appearances (1977-79). Under Phipps, the Broncos ultimately rose to a position as one of the NFL's most stable franchises. With the success of the Broncos, the doors were opened for other major league teams from other sports to grab a piece of the Denver sports pie. Following the takeover by the Phipps brothers, Denver Broncos season ticket sales improved from 8,002 in 1964 to 22,905 in 1965. Before purchasing the Broncos on February 15, 1965, Phipps was the president of the Gerald H. Phipps Inc. Construction Company, which he continued to operate. Phipps was born March 4, 1915 in Denver.

Mr. Phipps passed away August 6, 1993.



DENNIS SMITH **SAFETY**
 Year Inducted: 2001
 Years with Broncos: 1981-94 **49**

THEN: Dennis Smith was inducted into the Ring of Fame in 2001, reflective of his stellar 14-year career with the Broncos during which he established himself as one of the most feared safeties in the NFL. A ferocious hitter, Smith was voted to play in six Pro Bowls (following the 1985-86, 1989-91 and '93 seasons), was named All-NFL four times (1985-86, '89 and '93), was named All-AFC four times (1984-86, '98) and played on three Broncos Super Bowl teams (XXI, XXII, XXIV). He was also named the club's Most Inspirational Player in 1992. Smith ranks fourth all-time in games played by a Bronco (184), fifth in games started (170) and sixth in both career interceptions

(30) and interception return yards (431). He is one of just three players in the history of the Broncos franchise to play at least 14 seasons with the club, behind John Elway (16) and tied with Tom Jackson. Smith's career totals include 1,171 tackles (794) and 14 sacks. He posted a career-high five sacks in 1983, a career-high five interceptions in '91 and a career-high 120 tackles in '92. Smith was a consensus All-America choice as a senior at USC in 1980, where he lettered four times in football and three times in track. He posted 205 career tackles and 16 interceptions, and played in two Rose Bowls as a Trojan.

Now: Smith and his wife, Andre, have two children, Tiffany Diamond (18) and Armani Joseph (15), and reside in Hollywood Hills, Calif. Dennis and Andre own and manage a number of properties in Southern California, and also give their time and financial support to the Make-A-Wish Foundation and Covenant House, a home for kids in need.

SMITH'S PROFESSIONAL RECORD

Games	Starts	Solo	Assist	Total	Sacks	Int.	Yds.	Avg.	TD
184	174	794	377	1,171	14.0	30	431	14.4	0



PAUL SMITH

Year Inducted: 1986
Years with Broncos: 1968-78

DEFENSIVE TACKLE

70

THEN: Paul Smith was inducted into the Ring of Fame in 1986, along with quarterbacks Frank Tripucka and Charley Johnson. Smith posted 55 sacks for his career, sixth-most on the Broncos' all-time list. He also posted 11 sacks in both the 1972 and 1973 seasons, propelling him to back-to-back Pro Bowl appearances. Smith was one of the leaders during the years when Denver was establishing its reputation for defensive excellence with the famed 'Orange Crush.' His head coach, John Ralston, once said that Smith was "the finest defensive tackle in pro football." Smith's 11-year career was the longest in Bronco annals until he was surpassed by fellow Ring of

Famer Billy Thompson. He was the first 10-year man in Bronco history. Smith played collegiately at New Mexico.

Smith passed away March 14, 2000.

SMITH'S DENVER BRONCOS CAREER RECORD

Games	Sacks
134	55



LIONEL TAYLOR

Year Inducted: 1984
Years with Broncos: 1960-66

END

87

THEN: Lionel Taylor, one of the original Broncos, was also one of the original Ring of Famers, being inducted with the inaugural class in 1984. He ranks No. 2 in franchise history in receiving with 543 receptions, 6,872 yards, having held the franchise record in both categories until 1999 when he was eclipsed by Shannon Sharpe. Taylor is tied for first in touchdown receptions for a career with 44. He caught 92 passes during the 1960 season and followed that campaign with a team-record 100 receptions in 1961 (which stood until 2000), leading the AFL in receiving for five of the league's first six years of existence. Taylor was regarded by many as the possessor of the best hands in pro football. He never caught fewer than 76 passes in a season over those first six years, averaging 84.7 catches from 1960-65, at that time the highest six-year total in football history. Taylor was an All-AFL selection in 1960, '61 and '65 and played in the league all-star game in 1962. He performed collegiately at New Mexico Highlands.

Now: Taylor is retired and living in Albuquerque, N.M. He was an assistant coach on the staff of the championship teams of the Pittsburgh Steelers in the 1970s, and was head coach of the England Monarchs of the World League.

TAYLOR'S DENVER BRONCOS CAREER RECORD

Rec.	Yards	Avg.	TD
543	6,872	12.8	44



BILLY THOMPSON

Year Inducted: 1987
Years with Broncos: 1969-81

DEFENSIVE BACK

36

THEN: Billy Thompson, regarded by many as the best defensive back in Denver Broncos annals, was the only Ring of Fame inductee in 1987. He was the first player in team history to play 13 seasons with Denver, and he was the team captain for many years. Thompson, despite being retired for 20 seasons, still ranks second on the Broncos' all-time list for games started with 178, first in consecutive starts with 156 and seventh in games played with 179. He finished his career with 61 turnovers, (most in team history), 40 of which came via interceptions (third in team history). He holds two NFL records, one of which has stood for more than three decades. As a rookie in 1969, Thompson became the only player in NFL history to lead the league in both kickoffs and punt returns in the same season. He is also one of only two players in NFL history to return four opponent fumbles for touchdowns. Thompson was a three-time Pro Bowl selection (1977, '78 and '81), and earned All-NFL honors twice (1977 and '78) and All-AFC honors four times (1977-79, '81). Billy also enjoyed a brilliant career at Maryland State (now Maryland-Eastern Shore), earning All-CIAA honors three times as a defensive back and being named team MVP as a senior. He also twice earned NAIA All-America honors. Thompson also made All-CIAA three times in baseball as a centerfielder.

Now: Thompson was a college scout for the Broncos for two years before moving into the position of Director of Player Relations and Alumni Coordinator. He is now the club's Director of Alumni Relations and in that role coordinates the activities of the Broncos' former players, who remain a vital part of the organization. He works with the Denver Broncos Alumni Council and former Broncos players to integrate their involvement in the club's community outreach programs, which focus on youth, health and hunger initiatives. Thompson is a member of the Board of Directors of The Metropolitan State College of Denver and also volunteers time with the Urban League, Hispanic Chamber of Commerce and several other non-profit organizations. Thompson, his wife Barbara, and their son, Richie, make their home in Aurora, Colo.

THOMPSON'S DENVER BRONCOS CAREER RECORD

Games	Starts	Int.	Yds.	Avg.	Def. TDs
179	178	40	784	19.6	5



FRANK TRIPUCKA

Year Inducted: 1986
Years with Broncos: 1960-63

QUARTERBACK

18

THEN: Frank Tripucka — who was one of the four original Ring of Fame inductees— is also one of the original Broncos, playing for the team from 1960-63. Tripucka led the Broncos to their first ever .500 season in 1962 (7-7). He formed half of the Tripucka-to-Lionel Taylor passing combination, as the duo (both Ring of Famers) went on to set various marks together. Tripucka's best statistical season came in 1960 when he completed 248 of 478 passes (51.9%) for 3,038 yards and 24 touchdowns. His 447 yards passing against Buffalo (9/15/62) stood as the team record until 2000, and he shares the team record for most touchdown passes in a game with five (10/28/62 vs. Buffalo). Tripucka also played in the AFL All-Star Game in 1962.

Now: Tripucka is a retired beer distributor. He currently resides in New Jersey.

TRIPUCKA'S DENVER BRONCOS CAREER RECORD

Att.	Comp.	Pct.	Yds.	TD	INT
1,277	622	51.8	7676	51	85



JIM TURNER

Year Inducted: 1988
Years with Broncos: 1971-79

KICKER

15

THEN: Jim Turner, a 1988 inductee into the Ring of Fame, ranks as one of the most prolific kickers of all time in professional football. At the time of his retirement, Turner ranked second in NFL career scoring with 1,439 points, as well as second in field goals with 304. Turner kicked 521 extra points and was the fourth player to ever reach the 500 mark. He never missed a game as a pro and finished with a streak of 228 consecutive appearances, including 130 as a Bronco, for whom he scored 742 points, easily establishing himself as Denver's all-time scoring leader until Jason Elam eclipsed his mark in 1999. He once had a string of 221 consecutive extra points, which was then the second-longest streak in NFL history. Before joining the

Broncos in 1971, Turner was an outstanding kicker for the New York Jets, helping lead the club to a victory in Super Bowl III. He was a three-time letterman as a quarterback at Utah State in the early 1960s.

Now: Turner resides in the Denver area and is active in the community.

TURNER'S PROFESSIONAL RECORD

Games	Conversions			Field Goals		
	No.-Att.	Pct.	No.-Att.	Pct.	LG	Pts.
228	521-546	.954	304-489	.622	53	1439



LOUIS WRIGHT

Year Inducted: 1993
Years with Broncos: 1975-86

CORNERBACK

20

THEN: Louis Wright was the most recent inductee into the Broncos' Ring of Fame before John Elway (1999), entering the Ring in 1993. Wright enjoyed a stellar career at cornerback for Denver, playing in 166 games (163 starts, seventh on all-time Broncos list), reeling in 26 interceptions—one of which he returned for a touchdown—and 11 fumble recoveries. Wright was named to the Pro Bowl five times in his career (1977-79, '83 and '85). He was named All-NFL by *The Sporting News* and *Pro Football Weekly* and the NEA in 1977. He also received All-AFC honors from UPI in 1985. Wright was named Most Valuable Defensive Player by his teammates on two different occasions. He played collegiately at San Jose State, where he lettered twice as a defensive back. He also won two letters in track and once ran the 100 in 9.6 seconds.

Now: Wright is the head football coach at Montbello High School in Denver. He resides in Aurora, Colo.

WRIGHT'S PROFESSIONAL RECORD

Games	Starts	Int.	Yds.	Avg.	TD
166	163	26	360	13.8	1

ALL-TIME DRAFT CHOICES

1960 (First selections)

Name	Pos.	School
Harry Ball	T	Boston College
Charley Britt	QB	Georgia
Dave Canary	E	Cincinnati
Paul Candro	HB	Boston University
Bill Carrico	G	North Texas State
Larry Cundiff	C	Michigan State
Bernard Darre	T	Tulane
Roger Davis	T	Syracuse
Lonnie Dennis	G	Brigham Young
John Diggins	T-G	Detroit
Maurice Duke	G	Texas
Mike Dowdle	FB	Texas
Wayne Hawkins	T	Pacific
Gary Huber	C	Miami (Ohio)
Dave Hudson	E	Florida
Claude King	HB	Houston
Don Klochak	FB	North Carolina
Roger LeClerc	C	Trinity (CT)
Dean Look	QB	Michigan State
Bill Mathis	HB	Clemson
Ken McNeece	T-G	San Jose State
James Monroe	QB	Arkansas
Ray Norton	HB	San Jose State
Robert Rosbaugh	HB	Miami (Fla.)
Mel Semenko	E	Colorado
Lebron Shields	T	Tennessee
Jack Spikes	FB	Texas Christian
Howard Turley	E	Louisville
Jim Walden	QB	Wyoming
Willie West	HB	Oregon
John Willener	G	Oregon
Bob Yates	T	Syracuse
Ken Young	E	Valparaiso
Bob Zimpter	T-G	Bowling Green

1960 (Second selections)

Name	Pos.	School
Mel Branch	T-G	Louisiana State
Ronnie Cain	E	Kentucky
Jack Campbell	E	Toledo
Tom Chapman	E	Detroit
LaVelle Coleman	HB	Western Michigan
Jim Colvin	T-G	Houston
Teddy Foret	T-G	Auburn
Bobby Green	HB	Florida
Jack Hanlon	HB	Penn State
G. Hershberger	T-G	Wichita State
Sam Homer	HB	Virgin Military
Bob Hudson	E	Lamar
Vic Jones	HB	Indiana
Billy Luplow	T-G	Arkansas
George Phelps	HB	Cornell College (Iowa)
Tom Roberts	T	Georgia Tech
Sam Stenger	C	Denver
Olin Treadway	QB	Iowa
John Wilkins	T-G	Southern California
Emmet Wilson	T-G	Georgia Tech

1961

Rd.	Name	Pos.	School
1	Bob Gaiters	HB	New Mexico State
2	Jerry Hill	HB	Wyoming
3	Chas Strange	C	Louisiana State
4a	Roland McDole	T	Nebraska
4b	Sonny Davis	E	Baylor
	(from New York)		
5	Charles Cowan	E	New Mex. Highlands
6	Dale Evans	HB	Kansas State
7	Pat Patchen	E	Florida
9	Phil Nugent	QB	Tulane
10	Chas. Sturgeon	HB	Kentucky
11	John Simko	E	Augustana (S.D.)
12	Jerry Miller	E	Howard Payne
13	Ron Greene	G	Washington State
14	Bill Cooper	FB	Muskingum
15	Willie Crafts	T	Texas A&I
16	Jim Larkin	T	Hillsdale
17	Chuck Weiss	FB	Colorado
18	Chick Graning	HB	Georgia Tech
19	John Hobbs	G	Maryland-E. Shores
20	Buck McLeod	T	Baylor
21	Jim Morgan	HB	Iowa State

22	Tom Hackler	E	Tennessee Tech
23	Tom Jewell	T	Idaho State
24	E. A. Simms	E	New Mexico State
25	Pete Samms	T	Central State (Okla.)
26	Sam Smith	HB	Florence State
27	Donald Olson	HB	Nebraska
28	Wayne Lee	G	Colorado State
29	Archie Cobb	T	Nebraska
30	Dave Mills	HB	N.E. Missouri State

1962

Rd.	Name	Pos.	School
1	Merlin Olsen	T	Utah State
2	Jerry Hillebrand	E	Colorado
3	Charles Holmes	FB	Maryland-E. Shores
4	John Furman	QB	Texas-El Paso
7	John McGeever	HB	Auburn
8	Elbert Harris	HB	S.E. Louisiana
9	Larry Jepson	C	Furman
10	Gale Weidner	QB	Colorado
11	Mike Kline	G	Oregon State
13	Bob Cegelski	C	Montana State
14	Sonny Gibbs	QB	Texas Christian
15	Bill Louden	G	Benedictine
16	Gary Ballman	HB	Michigan State
17	Jerry Tarr	E	Oregon
18	Pete Schenk	E	Washington State
20	Mike Martin	E	Washington State
21	Jim Perkins	T	Colorado
22	Don Kasso	HB	Oregon State
23	Ken Tureaud	HB	Michigan
24	Neil Thomas	G	Hillsdale
25	Dave Edwards	E	Auburn
26	Jim Roberts	T	Mississippi
27	A. VonSonn	C	UCLA
28	Paul Holmes	T	Georgia
29	Lynn Hoyem	C	Long Beach State
30	Walter Mince	HB	Arizona
31	Bill Williamson	T	Bakersfield J.C.
32	Vester Flanagan	T	Cal. State-Humboldt
33	Duane Allen	E	Santa Ana J.C.
34	Steve Stonebraker	E	Detroit

1963

Rd.	Name	Pos.	School
1	Kermit Alexander	HB	UCLA
2a	Ray Poage	FB	Texas
	(from New York)		
2b	Tom Nomina	T	Miami (Ohio)
3	Tommy Janik	HB	Texas A&I
4	Lou Slaby	LB	Pittsburgh
5	Ray Mansfield	C	Washington
6	Anton Peters	T	Florida
7a	Mickey Slaughter	QB	Louisiana Tech
	(from San Diego)		
7b	Paul Flatley	E	Northwestern
8a	Hewitt Dixon	FB	Florida A&M
	(from Buffalo)		
8b	John Griffin	HB	Memphis State
9	Marv Fleming	E	Utah
10a	Lonnie Sanders	HB	Michigan State
10b	Pat Richter	E	Wisconsin
	(from Houston)		
11	Billy Joe	FB	Villanova
12	John Gamble	E	Pacific
13	James Maples	C	Baylor
15	W. Freeman	C	North Texas State
16	David Crossan	G	Maryland
17	Bob Paremore	HB	Florida A&M
18	Charles Mitchell	HB	Washington
19a	Frank Baker	FB	Toledo
19b	Bruce Starling	HB	Florida
	(from Dallas)		
20	Dan Grimm	E	Colorado
21	Ross Nolan	G	N.E. Louisiana
22	Dave Mathiesen	QB	Washington State
23	Billy Mooty	HB	Arkansas
24	C.B. Simons	LB	Stanford
25	Forest Farmer	LB	Purdue
26	Monte Day	T	Fresno State
27	John Sellers	T	Bakersfield J.C.
28	Bill Reddell	HB	Occidental
29	Kern Carson	HB	San Diego State

1964

Rd.	Name	Pos.	School
1	Bob Brown	T	Nebraska
3a	Marv Woodson	DB	Indiana
3b	Matt Snorton	DE-E	Michigan State
	(from Boston)		
6a	Don Shackleford	T	Pacific
6b	Al Denson	FL	Florida A&M
	(from Oakland)		
7	Ray Kubala	C-T	Texas A&M
7a	Jerry Richardson	LB	West Texas State
	(from Houston)		
8	Wally Hilgenberg	G-LB	Iowa
9	John Mims	T	Rice
12	Paul Krause	DB	Iowa
13	Charley Parker	G	Southern Mississippi
14	Bob Hayes	HB	Florida A&M
15	Chuck Logan	E	Northwestern
16	Bob Cherry	E	Wittenburg
17	Jim McNaughton	E	Utah State
18	George Mira	QB	Miami (Fla.)
19	Odell Barry	FL	Findlay
21	Dick Herzog	T	Drake
22	Gary Lewis	HB	Arizona State
23	Ken Brusvan	T	Oregon State
24	Mickey Bitsko	LB	Dayton
25	Jim Jones	E	Wisconsin
26	Bob Berry	QB	Oregon

1965

Rd.	Name	Pos.	School
2	Dick Butkus	LB	Illinois
3	Glen Ressler	C	Penn State
4	George Donnelly	DB	Illinois
5a	Bob Breitenstein	T	Tulsa
5b	Max Leetzow	DT	Idaho
	(from Oakland)		
6	Tom Wilhelm	T	Syracuse
7	Jim Garcia	DE	Purdue
8	John Holman	G	Wisconsin
9	Gary Bussell	DB	Georgia Tech
10	Gene Jeter	LB	Arkansas-Pine Bluff
11	Tom Vaughan	HB	Iowa State
12	Tom Myers	QB	Northwestern
13	Mike Strofalino	LB	Villanova
14	John Frick	G	Ohio Univ.
15	Jeff Jordan	DB	Tulsa
16	Brian Schweda	T	Kansas
18	Larry Dupree	HB	Florida
19	Ron Oelschlager	HB	Kansas
20	Terry Metchner	G	Albion

1966

Rd.	Name	Pos.	School
1	Jerry Shay	T	Purdue
2	Freeman White	E	Nebraska
3	Bob Hadrick	E	Purdue
4	Randy Johnson	QB	Texas A&I
5	Billy Clay	DB	Mississippi
6	James Fulgham	T	Minnesota
7	Jerry Jone	G	Bowling Green
7a	Scotty Glacken	QB	Duke
	(from Buffalo)		
8	Goldie Sellers	DB	Grambling
9	Ron Sbranti	LB	Utah State
10	Larry Cox	T	Abilene Christian
11	James Burns	G	Northwestern
13	Eric Crabtree	DB	Pittsburgh
14	Fred Forsberg	DT	Washington
15	Mike Ringer	DB	Oklahoma
16	Frank Rogers	K	Colorado
17	Gary Eickman	DE	Illinois
18	Tom Talaga	T	Notre Dame
19	Tom Coughlin	DE	Miami (Fla.)
20	Cliff Hysell	T	Montana State

1967

Rd.	No.	Name	Pos.	School
1	6	Floyd Little	HB	Syracuse
2	32	Thomas Beer	TE	Houston
3a	58	Mike Current	T	Ohio State
		(from Miami)		
3b	59	George Goeddeke	C	Notre Dame
4	85	Carl Cunningham	DE	Houston
5a	110	Fran Lynch	FB	Hofstra
		(from Miami)		
5b	113	John Huard	LB	Maine
6	139	Neal Sweeney	E	Tulsa

7	165	Frank Richter	G	Georgia
8	191	Tom Cassese	E	C.W. Post
9	217	James Summers	DB	Michigan State
10	243	Paul Krause	QB	Duquesne
11	269	Lou Andrus	DE	Brigham Young
13	321	Dennis Furjanic	DE	Houston
14	347	Tom Francisco	HB	Virginia Tech
15	373	Donald Smith	G	Florida A&M
16	399	Jack Lentz	QB	Holy Cross
17	425	Wayne Valley	T	Oregon State

1968

Rd.	No.	Name	Pos.	School
2	31	Curley Culp	DE	Arizona State
3a	58	Garrett Ford	RB	West Virginia
3b	75	Robert Vaughan	T	Mississippi
		(from Kansas City)		
4b	91	Gordon Lambert	LB	Tennessee-Martin
		(from Miami)		
4c	102	Drake Garrett	DB	Michigan State
		(from Kansas City)		
4d	111	Gus Holloman	DB	Houston
		(from Cincinnati)		
8	196	Steve Holloway	DB	Weber State
9	222	Paul Smith	LB	New Mexico
10	252	Bob Langford	T	Middle Tenn. St.
12	304	Robert Hendrix	T	Mississippi
13	330	Charles Greer	DB	Colorado
14	357	Marlin Briscoe	RB	Nebraska-Omaha
15	386	Jeff Kuhman	LB	Vermont
16	412	Adin Brown	LB	William & Mary
17	438	Steve Grady	RB	So. California

1969

Rd.	No.	Name	Pos.	School
2	36	Brad Cavness	DB	Texas-El Paso
3	61	Bill Thompson	DB	Maryland-E. Shores
4a	84	Mike Schnitker	LB	Colorado
		(from Boston through Kansas City)		
4b	88	Edward Hayes	DB	Morgan State
		(from Buffalo)		
5	113	Frank Quayle	RB	Virginia
6a	131	Wandy Williams	RB	Hofstra
		(from Buffalo)		
6b	140	Mike Coleman	RB	Tampa
7	165	Al Giffin	TE	Auburn
9	217	Henry Jones	RB	Grambling
10	244	Jim Smith	DB	Utah State
11	270	Alan Pastrana	QB	Maryland
12	296	Wes Plummer	DB	Arizona State
13	321	John Sias	SE	Georgia Tech
14	348	Gary Crane	LB	Arkansas State
15	373	Errol Kahoun	G	Miami (Ohio)
16	400	Billy Woods	DB	North Texas St.
17	425	Buster O'Brien	QB	Richmond

1970

Rd.	No.	Name	Pos.	School
1	11	Bob Anderson	RB	Colorado
2	37	Alden Roche	DE	Southern
3	63	John Kohler	T	South Dakota
4	89	Jerry Hendren	WR	Idaho
5	115	Bill McKay	LB	Purdue
6	141	John Mosier	TE	Kansas
7	167	Randy Montgomery	CB	Weber State
8	208	Lewis Porter	RB	Southern
		(from Kansas City)		
9	219	Dave Washington	LB	Alcorn State
10	247	Maurice Fullerton	DT	Tuskegee
11	271	Cleve Bryant	DB	Ohio Univ.
12	301	Greg Jones	RB	UW-Whitewater
13	323	Jim McKay	CB	Parsons College
14	349	Jeff Slipp	LB	Brigham Young
15	375	Maheer Barakat	K	S. Dakota Tech.
16	401	Bob Stewart	QB	Northern Arizona
17	427	Frank Kalfoss	K	Montana State

1971

Rd.	No.	Name	Pos.	School
1	12	Marv Montgomery	T	So. California
2	35	Dwight Harrison	WR	Texas A&I
4a	79	Lyle Alzado	DE	Yankton College
		(from Boston)		
4b	87	Cleo Johnson	CB	Alcorn State
6	139	Harold Phillips	C	Michigan State
7	165	Doug Adams	CB	Ohio State
8	187	Tom Beard	LB	Michigan State
		(from Houston)		

ALL-TIME DRAFT CHOICES, CONT.

9	217	John Handy	LB	Purdue
10	243	Carlis Harris	WR	Idaho State
11	269	Roger Roitsch	DT	Rice
12	295	Floyd Franks	WR	Mississippi
13	321	Craig Blackford	QB	Evansville
14	350	Tommy Lyons	C	Georgia
15	373	Lawrence James	RB	Norfolk State
16	399	Steve Thompson	DT	Minnesota
17	425	Jack Simcsak	P-K	Virginia Tech

1972

Rd.	No.	Name	Pos.	School
1	5	Riley Odoms	TE	Houston
3	58	Bill Phillips	LB	Arkansas State
4	102	Tom Graham	LB	Oregon
5	118	Jim Krieg	WR	Washington
		(from Philadelphia)		
8	186	Ronnie Estay	LB	Louisiana State
9	214	Floyd Priestner	DB	Boston Univ.
10	239	Richard Wilkins	DE	Maryland-E. Shores
11	263	Larry Brunson	WR	Colorado
12	292	Randy McDougall	DB	Weber State
13	317	Bob Warner	RB	Bloomsburg
14	342	Jerome Kundich	G	Texas-El Paso
15	370	Skip Parmenter	DT	Massachusetts
16	395	Tom Bougus	RB	Boston College
17	420	Lou Harris	RB	So. California

1973

Rd.	No.	Name	Pos.	School
1	9	Otis Armstrong	RB	Purdue
2	36	Barney Chavous	DE	S. Carolina St.
3a	54	Paul Howard	G	Brigham Young
		(from New Orleans through Wash. & Cleve.)		
3b	70	John Wood	DT	Louisiana State
		(from San Francisco through Wash. & S.D.)		
4	88	Tom Jackson	LB	Louisville
5	113	Charles McTorry	DB	Tennessee State
7a	165	Mike Askea	T	Stanford
7b	166	John Grant	DE	So. California
		(from Baltimore)		
9	217	Lyle Blackwood	DB	Texas Christian
10	244	Al Marshall	WR	Boise State
11	269	Elton Brown	DT	Utah State
12	296	Jim O'Malley	LB	Notre Dame
13a	319	Ed Smith	DE	Colorado College
		(from Buffalo)		
13b	321	Ed White	RB	Tulsa
14	348	John Hufnagel	QB	Penn State
15	373	Calvin Jones	DB	Washington
16a	398	Oliver Ross	RB	Alabama A&M
		(from Buffalo)		
16b	200	Ken Muhlbeier	C	Idaho
17	425	Kenneth Morgan	TE	Elon College

1974

Rd.	No.	Name	Pos.	School
1	14	Randy Gradishar	LB	Ohio State
2	42	Carl Water	DT	Tennessee State
3	68	Claudia Minor	T	San Diego State
		(from Cleveland)		
4	92	Ozell Collier	CB	Colorado
6	145	John Winesberry	WR	Stanford
10	248	Charlie Johnson	CB	Southern
11	276	Steve Buchanan	RB	Holy Cross
12	301	Larry Cameron	LB	Alcorn State
13	326	John Clerkley	DT	Fort Valley State
14	345	Rich Marks	DB	Northern Illinois
15	379	Piel Pennington	QB	Massachusetts
16	404	Darrell Austin	T	South Carolina
17	432	Boyd Brown	TE	Alcorn State

1975

Rd.	No.	Name	Pos.	School
1	17	Louis Wright	CB	San Jose State
2	43	Charlie Smith	DE	N. Carolina Cen.
3a	54	Mike Franckowiak	QB/KS	Central Michigan
		(from New York Giants)		
3b	69	Drew Mahalic	LB	Notre Dame
4a	84	Steve Taylor	DB	Georgia
		(from Kansas City)		
4b	95	Rick Upchurch	WR	Minnesota
5a	107	Stan Rogers	T	Maryland

5b	121	Rubin Carter	DT	Miami (Fla.)
8	199	Steve Foley	S-QB	Tulane
9	225	Roussell Williams	DB	Arizona
10	240	Hank Englehardt	C	Pacific
		(from Kansas City)		
10	251	Steve Haggerty	WR	Nev.-Las Vegas
12	303	Harry Walters	LB	Maryland
13	329	Eric Penick	RB	Notre Dame
14	355	Jerry Arnold	G	Oklahoma
15	381	Ken Shelton	TE	Virginia
16	401	Bubba Bridges	DT	Colorado
17	433	Lester Sherman	RB	Albany State

1976

Rd.	No.	Name	Pos.	School
1	15	Tom Glassic	G	Virginia
2	43	Kurt Knoff	S	Kansas
4	107	Craig Penrose	QB	San Diego State
5	139	Lonnie Perrin	RB	Illinois
8	224	James Betterson	RB	North Carolina
9a	252	Jim Czirr	C	Michigan
9b	260	Jim Lisko	LB	Arkansas State
		(from St. Louis)		
10	278	Art Gilliam	DE	Grambling
11	306	Greg Pittman	LB	Iowa State
12	334	Randy Moore	DT	Arizona State
13	362	Donnie McGraw	CB	Houston
14	390	Larry Evans	LB	Mississippi Coll.
15	418	Wilbur Summers	P	Louisville
16	446	John Huddleston	LB	Utah
17	474	Randy Cozens	LB	Pittsburgh

1977

Rd.	No.	Name	Pos.	School
1	18	Steve Schindler	G	Boston College
2	45	Rob Lytle	CB	Michigan
4	101	Bill Bryan	Duke	Duke
7	185	Larry Swider	P	Pittsburgh
8	212	Calvin Culliver	RB	Alabama
9	241	Charles Jackson	NT	Washington
10	268	Orna Middlebrook	WR	Arkansas State
11	297	Phil Heck	LB	California
12	324	Scott Levenhagen	TE	Western Illinois

1978

Rd.	No.	Name	Pos.	School
1	27	Don Latimer	DT	Miami (Fla.)
2	55	Bill Gay	TE	So. California
8	221	Frank Smith	T	Alabama A&M
10	277	Vince Kinney	WR	Maryland
11	305	Lacy Brumley	T	Clemson

1979

Rd.	No.	Name	Pos.	School
1	22	Kelvin Clark	T	Nebraska
3	77	Bruce Radford	DE	Grambling
4	105	Charles Jefferson	DB	McNeese State
5	132	Rick Leach	QB	Michigan
6	148	Jeff McIntyre	LB	Arizona State
7	188	Luke Prestridge	P	Baylor
9	242	Charlie Taylor	WR	Rice
11	297	Zachary Dixon	RB	Temple
12	325	David Jacobs	K	Syracuse

1980

Rd.	No.	Name	Pos.	School
2	42	Rulon Jones	DE	Utah State
		(from Cleveland)		
3	74	Larry Carter	DB	Kentucky
4	107	Rick Parros	RB	Utah State
5a	131	Mike Harden	S	Michigan
5b	136	Laval Short	NT	Colorado
		(from San Diego)		
6	157	Keith Bishop	G	Baylor
7	184	John Havekost	G	Nebraska
8	197	Don Coleman	WR	Oregon
		(from Baltimore)		
9	243	Greg Bracelin	LB	California
10	270	Virgil Seay	RS	Troy State
11	297	Phil Farris	WR	North Carolina

1981

Rd.	No.	Name	Pos.	School
1	15	Dennis Smith	S	So. California
2	42	Clay Brown	TE	Brigham Young
4	98	Mark Herrmann	QB	Purdue
5	125	Ken Lanier	T	Florida State
6	151	Alvin Lewis	RB	Colorado State
7	181	Steve Busick	LB	So. California
9	234	Rusty Olsen	DE	Washington
11	290	Pat Walker	WR	Miami (Fla.)
12a	317	John Hanker	LB	Notre Dame
		(from Detroit)		
12b	321	Mandel Robinson	RB	Wyoming

1982

Rd.	No.	Name	Pos.	School
1	21	Gerald Willhite	RB	San Jose State
		(from Buffalo)		
2	50	Orlando McDaniel	WR	Louisiana State
4	106	Dan Plater	WR	Brigham Young
		(from Buffalo)		
5	131	Sammy Winder	RB	So. Mississippi
7	189	Alvin Ruben	DE	Houston
9	243	Keith Uecker	T	Auburn
10	274	Ken Woodard	LB	Tuskegee
11	300	Stuart Yatsko	G	Oregon
12	327	Brian Clark	G	Clemson

1983

Rd.	No.	Name	Pos.	School
1	4	Chris Hinton	G	Northwestern
2	31	Mark Cooper	T	Miami (Fla.)
3	60	Clinton Sampson	WR	San Diego State
5a	116	Weedy Harris	LB	Houston
5b	125	Bruce Baldwin	CB	Harding
		(from New Orleans)		
6	143	Victor Heffin	CB	Delaware State
7	172	Myron Dupree	CB	N. Carolina Cent.
8	197	Gary Kubiak	QB	Texas A&M
		(from Baltimore)		
9	228	Brian Hawkins	CB	San Jose State
10	254	Walt Bowyer	DE	Arizona State
11	283	Don Bailey	C	Miami (Fla.)
12	310	Karl Mecklenburg	NT/DE	Minnesota

1984

Rd.	No.	Name	Pos.	School
2	46	Andre Townsend	NT/DE	Mississippi
3	78	Tony Lilly	S	Florida
4	89	Randy Robbins	CB	Arizona
		(from San Diego through Tampa Bay)		
6	159	Aaron Smith	LB	Utah State
7	186	Clarence Kay	TE	Georgia
8a	207	Winford Hood	G	Georgia
		(from Green Bay)		
8b	218	Scott Garnett	NT	Washington
9	245	Chris Brewer	RB	Arizona
10	272	Bobby Micho	TE	Texas
11	298	Gene Lang	RB	Louisiana State
12	326	Murray Jarman	WR	Clemson

1984 Supplemental Draft

Rd.	No.	Name	Pos.	School
1	19	Freddie Gilbert	DE	Georgia
2	46	Rick Massie	WR	Kentucky
3	78	Reggie Smith	T	Kansas

1985

Rd.	No.	Name	Pos.	School
1	26	Steve Sewell	WR	Oklahoma
2a	31	Vance Johnson	WR	Arizona
		(from Houston)		
2b	54	Simon Fletcher	DE	Houston
4	110	Keli McGregor	TE	Colorado State
5	139	Billy Hinson	G	Florida
		(from Miami)		
7	194	Dallas Cameron	NT	Miami (Fla.)
8	222	Eric Riley	CB	Florida State
9	249	Daryl Smith	CB	North Alabama
10a	269	Buddy Funck	QB	New Mexico
		(from New England)		
10b	278	Ron Anderson	LB	Southern Meth.
11	306	Gary Rolle	WR	Florida
12	334	Dan Lynch	G	Washington St.

1986

Rd.	No.	Name	Pos.	School
4	104	Jim Juriga	G	Illinois
5	134	Tony Corlorito	NT	So. California

6a	151	Orson Mobley	TE	Salem College (W.V.)
		(from Green Bay)		
6b	161	Mark Jackson	WR	Purdue
7	188	Ray Phillips	LB	N. Carolina St.
8	217	Bruce Klostermann	LB	S. Dakota St.
9	244	Joe Thomas	WR	Miss. Valley St.
10	271	Victor Hall	TE	Jackson State
11	301	Thomas Dendy	RB	South Carolina

1987

Rd.	No.	Name	Pos.	School
1	27	Ricky Nattiel	WR	Florida
3	86	Michael Brooks	LB	Louisiana State
4	111	Marc Munford	LB	Nebraska
6	167	Warren Marshall	RB	James Madison
7	194	Wilbur Strozier	TE	Georgia
8	222	Dan Morgan	G	Penn State
9	250	Bruce Plummer	CB	Mississippi State
10	278	Rafe Wilkinson	LB	Richmond
11a	299	Steve Roberts	DE	Washington
		(from L.A. Rams)		
11b	306	Tommy Neal	RB	Maryland
12	334	Tyrone Braxton	CB	North Dakota St.

1988

Rd.	No.	Name	Pos.	School
1	26	Ted Gregory	NT	Syracuse
2	45	Gerald Perry	T	Southern
3	79	Kevin Guidry	CB	Louisiana State
5	136	Corris Ervin	CB	Central Florida
7a	174	Pat Kelly	TE	Syracuse
		(from L.A. Rams)		
7b	192	Garry Frank	G	Mississippi State
9	248	Mel Farr, Jr.	RB	UCLA
10	268	Channing Williams	RB	Arizona
		(from Pittsburgh)		
11	304	Richard Calvin	RB	Washington St.
12	332	Johnny Carter	NT	Grambling

1989

Rd.	No.	Name	Pos.	School
1	20	Steve Atwater	S	Arkansas
		(from Cleveland)		
2a	41	Doug Widell	G/T	Boston College
2b	47	Warren Powers	DE	Maryland
		(from Cleveland)		
3	69	Darrell Hamilton	T	North Carolina
4	97	Richard McCullough	DE	Clemson
5	132	Darren Carrington	CB	Northern Arizona
		(from Cleveland)		
6	152	Anthony Stafford	WR	Oklahoma
7	180	Melvin Bratton	RB	Miami (Fla.)
8	208	Paul Green	TE	So. California
9a	236	Monte Smith	G	North Dakota
9b	241	Wayne Williams	RB	Florida
		(from Cleveland)		
10	264	Anthony Butts	NT	Mississippi State
11	292	Richard Shelton	CB	Liberty
12	320	John Javis	WR	Howard

ALL-TIME DRAFT CHOICES, CONT.

9	227	Don Gibson	NT	So. California
10	253	Curtis Mayfield	WR	Oklahoma State
11	284	Shawn Moore	QB	Virginia

1992				
Rd.	No.	Name	Pos.	School
1	25	Tommy Maddox	QB	UCLA
2	54	Shane Dronett	DE	Texas
4	110	Chuck Johnson	T/G	Boise State
5	137	Frank Robinson	CB	Iowa
7a	170	Ron Geater <i>(from Tampa Bay)</i>	DE	Iowa
7b	181	Jim Johnson <i>(from New York Jets)</i>	T	Michigan State
7c	193	Jon Bostick	WR	Nebraska
8	208	Dietrich Lockridge <i>(from New York Jets)</i>	T/G	Jackson State
9	249	Muhammad Oliver	CB	Oregon
10	278	Bob Meeks	C/T	Auburn
11	305	Cedric Tillman	WR	Alcorn State
12	334	John Granby	CB/S	Virginia Tech

1993				
Rd.	No.	Name	Pos.	School
1	11	Dan Williams <i>(from Cleveland)</i>	DE	Toledo
2	43	Glyn Milburn	RB	Stanford
3a	69	Rondell Jones <i>(from L.A. Rams)</i>	S	North Carolina
3b	70	Jason Elam	P/K	Hawaii
4	98	Jeff Robinson	DE	Idaho
5	126	Kevin Williams	RB	UCLA
6	154	Melvin Bonner	WR	Baylor
7a	169	Clarence Williams <i>(from New England)</i>	TE	Washington St.
7b	182	Tony Kimbrough	WR	Jackson State
8	210	Brian Stablin	WR	Ohio State

1994				
Rd.	No.	Name	Pos.	School
2	51	Allen Aldridge	LB	Houston
4	123	Randy Fuller	CB	Tennessee State
7a	210	Keith Burns	LB	Oklahoma State
7b	212	Butler By not'e <i>(from Green Bay)</i>	RB	Ohio State
7c	218	Tom Nalen <i>(from New York Giants)</i>	C	Boston College

1995				
Rd.	No.	Name	Pos.	School
4a	121	Jamie Brown <i>(from Minnesota)</i>	T	Florida A&M
4b	124	Ken Brown <i>(from Dallas)</i>	LB	Virginia Tech
5	146	Phil Yeboah-Kodie	LB	Penn State
6a	182	Fritz Fequiere	OG	Iowa
6b	196	Terrell Davis <i>(from Minnesota)</i>	RB	Georgia
7a	218	Steve Russ	LB	Air Force
7b	222	Byron Chamberlain <i>(from Atlanta)</i>	WR	Wayne State (Neb.)

1996				
Rd.	No.	Name	Pos.	School
1	15	John Mobley	LB	Kutztown
2	44	Tory James	CB	Louisiana State
3a	65	Detron Smith <i>(from Baltimore)</i>	FB	Texas A&M
3b	78	Mark Campbell	DT	Florida
4a	100	Jeff Lewis <i>(from Baltimore)</i>	QB	Northern Arizona
4b	122	Darius Johnson <i>(from Carolina)</i>	CB	Oklahoma
5	149	Patrick Jeffers <i>(from Carolina)</i>	WR	Virginia
6	181	Tony Veland	S	Nebraska
7a	213	Leslie Ratliffe <i>(from Baltimore)</i>	T	Tennessee
7b	226	Chris Banks	G	Kansas
7c	235	L.T. Levine <i>(from Carolina)</i>	RB	Kansas
7d	236	Brian Gragert	P	Wyoming

1997				
Rd.	No.	Name	Pos.	School
1	28	Trevor Pryce	DT	Clemson
3	67	Dan Neil	G/C	Texas
4	124	Cory Gilliard	S	Ball State

1998				
Rd.	No.	Name	Pos.	School
1	30	Marcus Nash	WR	Tennessee
2	61	Eric Brown	S	Mississippi State
3	91	Brian Griese	QB	Michigan
4	122	Curtis Alexander	RB	Alabama
5	153	Chris Howard	RB	Michigan
7a	200	Trey Teague <i>(from Philadelphia)</i>	T	Tennessee
7b	219	Nate Wayne	LB	Mississippi

1999				
Rd.	No.	Name	Pos.	School
1	31	Al Wilson	LB	Tennessee
2a	58	Montae Reagor <i>(from San Francisco)</i>	DE	Texas Tech
2b	61	Lennie Friedman	G	Duke
3a	67	Chris Watson <i>(from Carolina)</i>	CB	Eastern Illinois
3b	93	Travis McGriff	WR	Florida
4	127	Olandis Gary	RB	Georgia
5a	158	David Bowns <i>(from Dallas)</i>	LB	Western Illinois
5b	167	Darwin Brown <i>(compensatory selection)</i>	CB	Texas Tech
6a	179	Desmond Clark <i>(from Washington)</i>	TE	Wake Forest
6b	204	Chad Plummer <i>(compensatory selection)</i>	WR	Cincinnati
7a	218	Billy Miller <i>(from Washington)</i>	WR	Southern Calif.
7b	238	Justin Switt	TE	Kansas State

2000				
Rd.	No.	Name	Pos.	School
1	15	Deltha O'Neal <i>(from Baltimore)</i>	CB	California
2a	40	Ian Gold	LB	Michigan
2b	45	Kenoy Kennedy <i>(from Baltimore)</i>	S	Kansas
3	70	Chris Cole	WR	Texas A&M
4a	101	Jerry Johnson	DT	Florida State
4b	112	Cooper Carlisle <i>(from Carolina)</i>	DE	Florida
5	154	Muneer Moore <i>(from Seattle)</i>	WR	Richmond
6	189	Mike Anderson <i>(from St. Louis)</i>	RB	Utah
7a	214	Jarius Jackson	QB	Notre Dame
7c	246	Leroy Fields <i>(compensatory selection)</i>	WR	Jackson State

2001				
Rd.	No.	Name	Pos.	School
1	24	Willie Middlebrooks	CB	Minnesota
2	51	Paul Toviessi <i>(from Tampa Bay through Buffalo)</i>	DE	Marshall
3	87	Reggie Hayward	DE	Iowa State
4a	113	Ben Hamilton <i>(from Green Bay)</i>	C	Minnesota
4b	120	Nick Harris	P	California
6	190	Kevin Kasper	WR	Iowa

2002				
Rd.	No.	Name	Pos.	School
1	19	Ashley Lelie	WR	Hawaii
2	51	Clinton Portis	RB	Miami (Fla.)
3	96	Dorsett Davis <i>(from New England through Wash. and Balt.)</i>	DT	Mississippi State
4	131	Sam Brandon <i>(from New England)</i>	S	Nevada-Las Vegas
5	144	Herb Haygood <i>(from New England)</i>	WR	Michigan State
6	191	Jeb Putzier	TE	Boise State
7a	228	Chris Young <i>(from Atlanta)</i>	S	Georgia Tech
7b	231	Monsanto Pope	DT	Virginia

EQUALIZATION, EXPANSION DRAFTS

1962 — **AFL Equalization Draft:** Broncos obtain OG John Denvir from San Diego, OE Jerry Richardson from San Diego, QB Richie Lucas from Buffalo, DT Ike Lassiter from Dallas and HB Charles Bolden from Houston.

1966 — **Expansion Draft:** Broncos lost LB Tom Erlandson, DE Ed Cooke, OG Tommy Nomina and DB John McGeever to the Miami Dolphins.

1968 — **Expansion Draft:** Broncos lost RB Cookie Gilchrist, OG Pat Matson, LB Henry Sorrell, RB Mike Kellogg and DB Lonnie Wright to the Cincinnati Bengals.

1976 — **Expansion Draft:** Broncos lost OT Mike Current and DT Bubba Bridges to Tampa Bay and DB Steve Taylor to the Seattle Seahawks.

1995 — **Expansion Draft:** Broncos lost WR Cedric Tillman to Jacksonville and FS Charles Swann to the Carolina Panthers.

1999 — **Expansion Draft:** Broncos lost WR Justin Armour to the Cleveland Browns.

2001 — **Expansion Draft:** No Broncos players taken by the Houston Texans.

PLAN B FREE AGENT SIGNINGS/LOSSES (1989-92)

1989 — **(Signed)** T Paul Blair (Chicago), DE Alphonso Carreker (Green Bay), T Bill Contz (New Orleans), TE Doug Cosbie (Dallas), LB Scott Curtis (Philadelphia), RB Kerry Goode (Tampa Bay), CB Wymon Henderson (Minnesota), LB Blake Peterson (Washington), RB Reggie Ware (Raiders), CB Dennis Woodberry (Washington), WR Michael Young (Rams).

(Lost) DE Walt Bowyer (Kansas City), WR Sam Graddy (Raiders), WR Jason Johnson (Pittsburgh).

1990 — **(Signed)** LB Ty Allert (Philadelphia), RB Lorenzo Hampton (Miami), WR Jason Johnson (Pittsburgh), TE David Little (Philadelphia), DE Mark Mraz (Raiders), CB Elliott Smith (San Diego), LB Rod Stephens (Seattle), TE Chris Verhulst (Houston), DE Robb White (Giants).

(Lost) TE Pat Kelly (Jets), LB Bruce Klostermann (Raiders), C Mike Ruether (Atlanta), LB Randy Thornton (Giants).

1991 — **(Signed)** CB Charles Dimry (Atlanta), G Crawford Ker (Dallas), FB Robert Perryman (Dallas).

(Lost) LB Marc Munford (Kansas City), RB Kerry Porter (Houston).

1992 — **(Signed)** TE Robert Awalt (Dallas), G/T Elbert Crawford (New England), QB Steve Pelleur (Kansas City), T Frank Pollack (San Francisco).

(Lost) S Randy Robbins (New England).

UNRESTRICTED FREE AGENT SIGNINGS/LOSSES (1993-2002)

1993 — **Signed:** RB Rod Bernstine (San Diego), RB Robert Delpino (Los Angeles Rams), G Brian Habib (Minnesota), T Don Maggs (Houston), LB Dave Wyman (Seattle). **Lost:** LB Michael Brooks (New York Giants), WR Mark Jackson (New York Giants).

1994 — **Signed:** WR Jeff Campbell (Detroit), CB Ray Crockett (Detroit), LB Richard Harvey (Buffalo), Randy Hilliard (Cleveland), WR Anthony Miller (San Diego). **Lost:** WR Vance Johnson (San Diego).

1995 — **Signed:** RB Aaron Craver (Miami), LB Britt Hager (Philadelphia), S Tim Hauck (Green Bay), DT James Jones (Cleveland), OL Bill Lewis (Arizona), DT Mike Lodish (Buffalo), WR Ed McCaffrey (San Francisco), T Reggie McElroy (Minnesota), QB Bill Musgrave (San Francisco), DT Michael Dean Perry (Cleveland), G Mark Schlereth (Washington), T Bill Schultz (Houston), CB Eric Thomas (N.Y. Jets), T Broderick Thompson (Philadelphia), CB Lionel Washington (L.A. Raiders). **Lost:** LB Richard Harvey (New Orleans), T Kirk Scraftford (San Francisco), Ted Washington (Buffalo), Dave Widell (Jacksonville).

1996 — **Signed:** CB Toi Cook (New Orleans), DT Jumpy Geathers (Atlanta), RB Vaughn Hebron (Philadelphia), LB Bill Romanowski (Philadelphia), WR Mike Sherrard (N.Y. Giants), DE Aaron Wallace (Oakland), DE Alford Williams (49ers). **Lost:** DT Shane Dronett (Atlanta).

1997 — **Signed:** LB Arnold Ale (San Diego), WR Flipper Anderson (Washington), QB Bubby Brister, S Dedrick Dodge (San Francisco), CB Darrien Gordon (San Diego), WR Willie Green (Carolina), FB Howard Griffith (Carolina), RB Derek Loville (San Francisco), RB Anthony Lynn (San Francisco), LB Godfrey Myles (Dallas), DE Neil Smith (Kansas City), T Harry Swayne (San Diego), DT Keith Traylor (Kansas City). **Lost:** RB Aaron Craver (San Diego), S Tim Hauck (Seattle), S Rondell Jones (Baltimore), DE Jeff Robinson (St. Louis), OL Ralph Tamm (Kansas City).

1998 — **Signed:** QB Doug Nussmeier (New Orleans), DE Marvin Washington (San Francisco). **Lost:** LB Allen Aldridge (Detroit), G Brian Habib (Seattle).

1999 — **Signed:** T Tony Berti (Seattle), CB Dale Carter (Kansas City), DE Carl Reeves. **Lost:** LB Keith Burns (Chicago), WR Willie Green (Miami), T Harry Swayne (Baltimore), DE Marvin Washington (San Francisco).

2000 — **Signed:** DE Lester Archambeau (Atlanta), G David Diaz-Infante (Philadelphia), QB Gus Frerotte (Detroit), DT Bob Kuberski (New England), CB Jeremy Lincoln (N.Y. Giants), LB Ricardo McDonald (Chicago), DE Kavika Pittman (Dallas), CB Darryl Pounds (Washington). **Lost:** DT Paul Grasmanis (Philadelphia), CB Tory James (Oakland), Shannon Sharpe (Baltimore).

2001 — **Signed:** T Ethan Brooks (Arizona), FB Tony Carter (New England), LB Henri Crockett (Atlanta), T Todd Fordham (Jacksonville), TE Patrick Hape (Tampa Bay), WR Eddie Kennison (Chicago), DT Leon Lett (Dallas), CB Denard Walker (Tennessee). **Lost:** CB Ray Crockett (Kansas City), TE Byron Chamberlain (Minnesota).

2002 — **Signed:** Lionel Dalton (Baltimore), Terry Killens (San Francisco), Izell Reese (Dallas), T Ephraim Salaam (Atlanta). **Lost:** Eric Davis (Detroit), Gus Frerotte (Cincinnati), Trey Teague (Buffalo).

MAJOR TRADES

2002

Obtained 4th-2002 (S Sam Brandon) and 5th-2002 (WR Herb Haygood) from New England in exchange for 4th-2002 (QB Rohan Davey).
Obtained 3rd-2002 (DT Dorsett Davis) from Baltimore in exchange for 4th-2002 (P Dave Zastudil) and 5th-2002 (TE Terry Jones).

2001

Obtained 7-2002 (S Chris Young) from Atlanta in exchange for LB Henri Crockett.
Obtained 4th-2002 [traded to Baltimore, who selected P Dave Zastudil, along with 5th-2002 (TE Terry Jones)] from Atlanta in exchange for 7th-2001 (S Corey Hall), 7th-2001 (G Kynan Forney) and 7th-2001 (DE Ronald Flemmons).
Obtained 2nd-2001 (DE Paul Toviessi) from Buffalo in exchange for 2nd-2001 (RB Travis Henry) and 4th-2001 (LB Brandon Spoon).

2000

Obtained 4th-2001 [traded back to Buffalo (LB Brandon Spoon) along with 2nd-2001 (RB Travis Henry)] in exchange for 2nd-2001 (DE Paul Toviessi)] from Buffalo in exchange for CB Chris Watson.
Obtained 4th-2001 (C Ben Hamilton) from Green Bay in exchange for LB Nate Wayne.
Obtained WR Robert Scott from Green Bay in exchange for conditional draft choice.
Obtained 5th-2000 (WR Muneer Moore) from Seattle in exchange for 6th-2000 (WR James Williams) and 7th-2000 (DB Clifton Black).
Obtained 1st-2000 (CB Deltha O'Neal) and 2nd-2000 (S Kenoy Kennedy) from Baltimore in exchange for 1st-2000 (WR Travis Taylor).
Obtained 6th-2000 (RB Mike Anderson) from St. Louis in exchange for RB Derek Loville.
Obtained S Billy Jenkins from St. Louis in exchange for 5th-2000 (DE Brian Young) and 5th-2001 (traded by St.Louis to Washington who selected WR Darnerian McCants).
Obtained 7th-2001 [traded to Atlanta (G Kynan Forney)] from Green Bay in exchange for LB David BOWENS.

1999

Obtained 7th-2000 [traded to Seattle (DB Clifton Black) along with 6th-2000 (WR James Williams) in exchange for 5th-2000 (WR Muneer Moore)] and 7th-2001 [traded to Atlanta (S Corey Hall) along with 7th-2001 (G Kynan Forney) and 7th-2001 (DE Ronald Flemmons) in exchange for 4th-2002] from Washington in exchange for CB Tito Paul.
Obtained RB John Avery from Miami in exchange for WR Marcus Nash.
Obtained 6th-1999 (TE Desmond Clark) and 7th-1999 (WR Billy Miller) from Washington in exchange for 5th-1999 (T Derek Smith).
Obtained 3rd-1999 (CB Chris Watson) and 4th-2000 (G/T Cooper Carlisle) from Carolina in exchange for QB Jeff Lewis.

1998

Obtained 5th-1999 (DE/LB David BOWENS) from Dallas in exchange for TE Kendell Watkins.
Obtained 7th-1998 (Trey Teague) from Philadelphia in exchange for 6th-1999 (WR Troy Smith).
Obtained 2nd-1999 (DE Montae Reagor) from San Francisco in exchange for T Jamie Brown.

1997

Obtained 3rd-1997 (Dan Neil) from N.Y. Jets for 3rd-1997 (Dedric Ward), 6th-1997 (Chuck Clements), 7th-1997 (Jason Ferguson) and 6th-1998 (Dustin Johnson).
Obtained T Tony Jones from Baltimore for 2nd-1997 (DB Kim Herring).

1996

Obtained WR Todd Kinchen from St. Louis for 5th-1997 (Taje Allen).
Obtained 2nd-1996 [traded to Baltimore (Deron Jenkins) for three more picks: 3rd-1996 (Detron Smith), 4th-1996 (Jeff Lewis) and 7th-1996 (Leslie Ratliffe)] and 7th-1996 (Brian Gragert) from Detroit in exchange for RB/KR Glyn Milburn.
Obtained 4th-1996 (Darrius Johnson), 5th-1996 (Patrick Jeffers) and 7th-1996 (L.T. Levine) from Carolina for 4th-1996 (Emmanuel McDaniel).

1995

Obtained 4th-1995 (Jamie Brown) and 6th-1995 (Terrell Davis) from Minnesota in exchange for 4th-1995 (Chad May).

1994

Obtained 7th-1994 (Tom Nalen) from New York Giants in exchange for WR Arthur Marshall.
Obtained WR Mike Pritchard and 7th-1995 (Byron Chamberlain) from Atlanta in exchange for 3rd-1994 (Alai Kalaniualu) and 1st-1995 (dealt to Minnesota who selected Derrick Alexander).
Obtained DT Ted Washington from San Francisco in exchange for 5th-1994 (to Green Bay; Dorsey Levens).
Obtained CB Ben Smith from Philadelphia in exchange for 3rd-1995 (Chris T. Jones) and 5th-1996 (Whit Marshall).

1993

Obtained T Gary Zimmerman from Minnesota in exchange for 1st-1994 (Dewayne Washington), 6th-1994 (Andrew Jordan) and 2nd-1995 (Orlando Thomas).

Obtained 7th-1994 (Butler By'not'e) from Green Bay in exchange for G Doug Widell.
Obtained undisclosed conditional draft choice from Minnesota in exchange for WR Vance Johnson.
Obtained 1st-1993 (Dan Williams) from Cleveland for 1st-1993 (Steve Everitt) and 3rd-1993 (Mike Caldwell).
Obtained 3rd-1993 (Rondell Jones) from L.A. Raiders for RB Gaston Green.
Obtained 3rd-1993 (dealt to Cleveland who selected Mike Caldwell) and 7th-1993 (Clarence Williams) from Atlanta for S Alton Montgomery.

1992

Obtained RB Sammie Smith from Miami for RB Bobby Humphrey.
Obtained 7th-1992 (Jim Johnson) and 8th-1992 (Dietrich Lockridge) from New York Jets in exchange for 6th-1992 (Jeff Blake).
Obtained 7th-1992 (Ron Geater) from Tampa Bay in exchange for WR Ricky Nattiel.

1991

Obtained T Harvey Salem from Detroit in exchange for 3rd-1992 (Thomas McLemore).
Obtained RB Gaston Green and 4th-1991 (Derek Russell) from Los Angeles Rams for T Gerald Perry and 12th-1991 (Jeff Pahukoa).

1990

Obtained DE David Galloway from Phoenix for 8th-1991 (Greg Amsler).
Obtained T/C David Widell from Dallas for 7th-1991 (Leon Lett).
Obtained 8th-1991 (traded back to Phoenix, who selected Greg Amsler) from Phoenix for TE David Little.
Obtained 10th-1990 (James Szymanski) from Los Angeles Raiders for 11th-1990 (Ron Lewis).
Obtained 5th-1990 (Jeff Davidson) from New England for 4th-1991 (dealt to Pittsburgh: Sammy Walker).

1989

Obtained DE Ron Holmes from Tampa Bay for 4th-1990 (Tony Mayberry).
Obtained DE Kevin Brooks and 4th-1990 (Jeroy Robinson) from Dallas for 3rd-1990 (dealt to New England who selected Greg McMurtry).
Obtained K David Treadwell from Phoenix in exchange for 12th-1990 (Ken McMichel).
Obtained 1st-1989 (Steve Atwater), 2nd-1989 (Warren Powers), and a 5th-1989 (Darren Carrington) from Cleveland for 1st-1989 (Eric Metcalf).

1988

Obtained FB Calvin Thomas from Chicago in exchange for undisclosed conditional draft choice.
Obtained NT Shawn Knight from New Orleans for NT Ted Gregory.
Obtained undisclosed future draft choice from Washington in exchange for RB/TE Bobby Micho.
Obtained C Mike Ruether from Phoenix in exchange for LB Ricky Hunley.
Obtained RB Tony Dorsett from Dallas in exchange for conditional 5th-1989 (Jeff Roth).
Obtained rights to S Kip Corrington from Detroit in exchange for conditional undisclosed future draft choice.

1987

Obtained 10th-1988 (Channing Williams) from Pittsburgh for LB Ken Woodard.
Obtained G Stefan Humphries from Chicago for P Bryan Wagner.
Obtained C/G Larry Lee from Miami for 8th-1988 (Louis Cheek).

1986

Obtained 11th-1987 (Steve Roberts) and undisclosed future draft choice (7th-1988; Pat Kelly) from Los Angeles Rams in exchange for LB Steve Busick.
Obtained CB Mark Haynes from the New York Giants in exchange for 2nd-1986 (Pepper Johnson) and 6th-1986 (obtained from Tampa Bay; Giants selected Ron Brown), and 2nd-1987 (Adrian White).

1985

Obtained TE Mike Barber from Los Angeles Rams in exchange for 12th-1986 (Marcus DuPree).
Obtained 2nd-1985 (Vance Johnson) from Houston in exchange for 2nd-1985 (obtained from Tampa Bay; Houston selected Richard Byrd) and 5th-1985 (Lee Johnson).
Obtained 6th-1986 (Orson Mobley) from Green Bay in exchange for QB Scott Brunner.

1984

Obtained 6th-1986 (traded to Giants in 1986 in Mark Haynes deal; Giants selected Ron Brown) from Tampa Bay in exchange for DE Brison Manor.
Obtained rights to LB Ricky Hunley from Cincinnati for 1st-86 (Tim McGee), 3rd-1986 (David Fulcher) and 5th-1987 (Greg Horne).
Obtained WR Butch Johnson from Houston in exchange for 3rd-1985 (Mike Kelley).
Obtained WR Dave Logan from Cleveland in exchange for 4th-1984 (Rickey Bolden).
Obtained QB Scott Brunner from New York Giants in exchange for 4th-1984 (Gary Reasons).
Obtained 4th-1984 (Randy Robbins) and conditional undisclosed future draft choice (2nd-1985; traded to Houston who selected Richard Byrd) from Tampa Bay in exchange for QB Steve DeBerg.
Obtained TE Eason Ramson from San Francisco in exchange for 5th-1984 (dealt to Atlanta: Cliff Benson).
Obtained LB Stan Blinka from New York Jets in exchange for 6th-1985 (Rich Miano).

1983

Obtained 5th-1985 (Billy Hinson) from Miami in exchange for LB Larry Evans.
Obtained 8th-1984 (Winford Hood) from Green Bay in exchange for DE Greg Boyd.
Obtained rights to QB John Elway from Baltimore Chris Hinton, 1st-1984 (Ron Solt), and QB Mark Herrmann.

MAJOR TRADES, CONT.

1982

Obtained 4th-1984 (dealt to Cleveland for Dave Logan; Cleveland selected Rickey Bolden) from New Orleans in exchange for T Kelvin Clark.
 Obtained S J.T. Thomas from Pittsburgh in exchange for 8th-1983 (Henry Odum).
 Obtained linebacker Robert L. Jackson from Cleveland for 6th-1982 (Mike Whitwell).
 Obtained 1st-1982 (Gerald Willhite) and 4th-1982 (Dan Plater) from Buffalo Bills for 1st-1982 (Perry Tuttle).

1981

Obtained QB Steve DeBerg from San Francisco for 4th-1983 (dealt to Rams who selected Chuck Nelson).
 Obtained WR Wade Manning from Buffalo for 8th-1982 (dealt to Dallas who selected George Peoples).
 Obtained future undisclosed draft choice (5th-1983; Bruce Baldwin) from New Orleans for LB Rob Nairne.
 Obtained RB Tony Reed from Kansas City for 3rd-1981 (Roger Taylor) and 4th-1982 (Stuart Anderson).

1980

Obtained WR Emery Moorehead from New York Giants for 8th-1981 (Mark Reed).
 Obtained RB Don Hardeman from Baltimore for 12th-1980 (Marvin Sims).
 Obtained CB Perry Smith from St. Louis for 8th-1980 (Grant Hudson) and 10th-1981 (Jim Joiner).
 Obtained RB Lawrence McCutcheon from Los Angeles for 3rd-1982 (dealt to Houston; Robert Abraham).
 Obtained QB Matt Robinson from N.Y. Jets for 1st-1980 (dealt to San Francisco, who selected Jim Stuckey), 2nd-1980 (Ralph Clayton) and QB Craig Penrose.

1979

Obtained 8th-1980 (Don Coleman) from Baltimore for P Bucky Dilts.
 Obtained 2nd-1980 (Rulon Jones) and 5th-1980 (Laval Short) and 3rd-1981 (traded to Kansas City who selected Roger Taylor) for DE Lyle Alzado.

1978

Obtained OT Tom Neville from New England for 10th-1979.
 Obtained DB Charlie West and 6th-1979 (McIntyre) for TE Bill Gay.
 Obtained future undisclosed draft choice from Detroit for center Mike Montler.

1977

Obtained RB Jim Jensen from Dallas for 6th-1979 (Martin Cox).
 Obtained OT Andy Maurer from San Francisco for 9th-1978 (Steve McDaniels).
 Obtained C Mike Montler from Buffalo for 2nd-1979 (Jim Haslett).
 Obtained DB Bernard Jackson from Cincinnati for 3rd-1978 (Don Bass) and 7th-1978 (G Dan Bass).
 Obtained QB Craig Morton from the New York Giants for QB Steve Ramsey and 5th-1978 (Brian DeRoos).

1976

Obtained LB Godwin Turk from New York Jets for 5th-1977 (Gary Gregory).
 Obtained OT Bill Bain from Green Bay for 3rd-1977 (Rick Scribner).
 Obtained 9th-1976 (Jim Lisko) from St. Louis for DB Jeff Severson.

1975

Obtained DB Jeff Severson from Houston for 7th-1976 (Larry Harris).
 Obtained past considerations from Kansas City for TE Billy Masters.
 Obtained C Phil Olsen from Los Angeles for WR Otto Stowe, 3rd-1976 and 6th-1977 (Art Best).
 Obtained DB Clarence Ellis from Atlanta for DB Charles Greer, WR Jerry Simmons and 6th-1976 (Stan Varner).
 Obtained DT Greg Marx and 5th-1975 (Stan Rogers) from Atlanta for G Larron Jackson.

1974

Obtained 4th-1975 (Steve Taylor) from Kansas City for LB Tom Graham.
 Obtained 10th-1975 (Hank Englehardt) from Kansas City for T Tom Drougas.
 Obtained 3rd-1975 (Mike Frankowiak) from New York Giants for RB Joe Dawkins.
 Obtained RB Jon Keyworth from Washington for 6th-1975 (Mark Doak) and 11th-1975 (Ardell Johnson).
 Obtained DB John Rowser from Pittsburgh for 6th-1974 (James Wolfe) and 9th-1974 (Tommy Reamon).

1973

Obtained LB Ray May from Baltimore for 3rd-1974 (Robert Pratt) and 8th-1974 (Paul Miles).
 Obtained DB Dale Hackbart from St. Louis for 10th-1974 (Greg Hartle).
 Obtained LB Bill Laskey from Baltimore for 7th-1974 (Dan Dickel).
 Obtained WR Gene Washington from Minnesota for WR Rod Sherman and 5th-1974 (Jim Ferguson).

1972

Obtained 3rd-1974 (Claudie Minor) and 6th-1974 (traded to Pittsburgh, who selected James Wolfe) from Cleveland for QB Don Horn.
 Obtained WR Haven Moses from Buffalo for WR Dwight Harrison.
 Obtained 3rd-1973 (Paul Howard) from Cleveland for DE Rich Jackson.
 Obtained C Bobby Maples from Pittsburgh for 6th-1973 (Ron Bell).
 Obtained T Rick Sharp from Pittsburgh for 8th-1973 (Loren Toews).
 Obtained DE-T Lloyd Voss from Pittsburgh for 5th-1973 (Dave Reavis).
 Obtained QB Charley Johnson from Houston for 3rd-1973 (dealt to Baltimore, who selected Bill Olds).

Obtained RB Eddie Ray and 3rd-1973 (John Wood) from San Diego for DT Dave Costa.
 Obtained 7th-1973 (John Grant) from Baltimore for TE John Mosier.
 Obtained LB Al Andrews from Buffalo for LB Dave Washington.
 Obtained 5th-1973 (traded to Pittsburgh, who selected Dave Reavis) from New Orleans for LB John Huard.

1971

Obtained RB Joe Dawkins from Houston for RB Dickie Post.
 Obtained OG Larron Jackson and 5th-1972 from Houston for DB Cleophus Johnson.
 Obtained LB Olen Underwood from Houston for OG Bob Young.
 Obtained 5th-1972 (Jim Krieg) from Philadelphia for QB Pete Liske.
 Obtained RB Dickie Post from San Diego for 2nd-1972 (dealt to Rams, who selected Jim Bertelsen).
 Obtained QB Steve Ramsey from New Orleans for 4th-1972 (dealt to Dallas, who selected Tim Kearney).
 Obtained T Roger Shoals from Detroit for LB Carl Cunningham.
 Obtained QB John Stofa from Miami for 7th-1972 (Bill Adams).
 Obtained DB Butch Byrd from Buffalo for 5th-1972 (Robert Penchion).
 Obtained DB Leroy Mitchell from Houston for DB John Charles.
 Obtained DB John Charles and 4th-1972 (Tom Graham) from Minnesota for WR Al Denson.
 Obtained QB Don Horn and 1st-1972 (Riley Odums) from Green Bay for DE Alden Roche and 1st-1972 (Willie Buchanan).
 Obtained K Jim Turner from New York Jets for K Bobby Howfield.

1970

Obtained DB Cornell Gordon from New York Jets for DB Gus Hollomon.
 Obtained TE Jim Whalen from Boston for TE Tom Beer.
 Obtained DB Paul Martha from Pittsburgh for C Walter Highsmith and T Wallace Dickey.
 Obtained RB Booker Edgerson from Buffalo for 5th-1972 (dealt to Houston and then Atlanta; Billy Taylor).
 Obtained FB Willis Crenshaw from St. Louis for 3rd-1971 (Jim Livesay).
 Obtained TE Billy Masters from Buffalo for 5th-1971 (Tim Beamer).
 Obtained 8th-1971 (Tom Beard) from Houston for RB Tom Smiley.
 Obtained 4th-1971 (Lyle Alzado) from Boston for K Charlie Gogolak.

1969

Obtained RB Tom Smiley from Cincinnati for WR Eric Crabtree.
 Obtained T Walt Barnes from Kansas City for 8th-1970 (Fred Barry).

1968

Obtained a future draft choice from the New York Jets for DB Nemiah Wilson, later cancelled when Wilson was cut by the Jets.
 Obtained 4th-1969 (Mike Schnitker) from Kansas City for DT Curley Culp.
 Obtained 3rd-1968 (Robert Vaughan) from Kansas City for DB Goldie Sellers.
 Obtained 4th-1968 (Drake Garrett) from Kansas City for RB Wendell Hayes.
 Obtained 6th-1969 (Wandy Williams) from Buffalo for RB Charlie Mitchell.

1967

Obtained QB Steve Tensi from San Diego for 1st-1968 (Russ Washington) and 1st-1969 (Marty Domres).
 Obtained OG Dick Tyson, LB Ray Schmutz and DE Rich Jackson from Oakland for WR Lionel Taylor and C Jerry Sturm.
 Obtained RB Cookie Gilchrist, QB George Wilson, OG Ernie Park and DE Earl Faison from Miami for DE Dan LaRose, LB Jerry Hopkins RB Abner Haynes, and 6th-1968 (Kim Hammond).
 Obtained WR Bill Cronin from Miami for DT Ray Jacobs.
 Obtained DT Dave Costa from Buffalo for 4th-1968 (Edgar Chandler).
 Obtained DT Rex Mirich and 3rd-1967 (dealt to Buffalo, who selected Tom Rhoads) from Oakland for DB Willie Brown and QB Mickey Slaughter.

1966

Obtained 3rd-1967 (Mike Current) and 5th-1967 (Fran Lynch) from Miami for RB Cookie Gilchrist.
 Obtained LB Archie Matsos from Oakland for RB Hewritt Dixon.

1965

Obtained RB Cookie Gilchrist from Buffalo for RB Billy Joe.
 Obtained RB Abner Haynes from Kansas City for LB Jim Fraser.

1964

Obtained DT Stan Fanning and 6th-1964 (Al Denson) from Oakland for RB Gene Mingo.
 Obtained QB Jacky Lee for two years use from Houston for 1st-1965 and DT Bud McFadin.
 Obtained LB Marv Matuszak and DB Billy Atkins from Buffalo for C Walt Cudzik.

Obtained DT-K Dick Guesman, DE Ed Cooke, DT Charlie Janerette, OG Sid Fournet and LB Jim Price from New York Jets for DB Bob Zeman, LB Wahoo McDaniel, WR Gene Prebola and DT Gordy Holz.

1962

Obtained RB Bo Dickinson from Dallas for OB Carl Larpenner.
 Obtained HB Bob Scarpitto, DB Bob Zeman and OE Luther Hayes from San Diego for cash.

1960

Obtained DB Goose Gonsoulin from Dallas for FB Jack Spikes.

BRONCOS TRANSACTIONS (JUNE 2001 — JUNE 2002)

BY DATE

July 10 Signed C Ben Hamilton
 July 19 Signed G David Diaz-Infante
 Waived (failed physical) T Brent McCaffrey
 July 24 Signed WR Corey Allen
 Signed DT Scott Pospisil
 Signed S Billy Gustin
 Waived T Chris Ruhman
 July 25 Signed DE Paul Toviessi
 July 26 Signed DE Reggie Hayward
 Signed TE Billy Miller
 Waived DT Jon Krick
 July 27 Signed CB Willie Middlebrooks
 Placed C K.C. Jones on reserve/non-football injury list
 Aug. 2 Signed CB Eric Davis
 Acquired undisclosed 2002 draft compensation from Atlanta in exchange for LB Henri Crockett
 Aug. 3 Waived WR Corey Allen
 Aug. 6 Signed WR Chris Doering
 Waived WR Muneer Moore
 Aug. 9 Placed CB Tyrone Poole in reserve/left squad
 Aug. 23 Waived DE Harald Hasselbach
 Aug. 28 Placed FB Howard Griffith on injured reserve (neck)
 Waived T Ethan Brooks
 Waived S Greg Brown
 Waived WR Chris Doering
 Waived P Nick Harris
 Waived K Steve Lindsey
 Waived LB Antonio London
 Waived RB Basil Mitchell
 Waived C Quentin Neujahr
 Waived G Phil Ostrowski
 Waived CB Darryl Pounds (injury settlement)
 Waived FB Mike Stack
 Waived QB Paul Van Raaphorst
 Sept. 2 Placed DE Paul Toviessi on injured reserve (right knee)
 Waived DT Cyron Brown
 Waived CB DeAuntae Brown
 Waived S Darius Clark
 Waived RB KaRon Coleman
 Waived TE Matt Dominguez
 Waived T John Feugill
 Waived T Todd Fordham
 Waived S Billy Gustin
 Waived G Jay Leeuwenburg
 Waived LB Lemar Marshall
 Waived LB Ricardo McDonald
 Waived TE Billy Miller
 Waived WR Scottie Montgomery
 Waived WR Keith Poole
 Waived DT Scott Pospisil
 Waived CB Jason Suttle
 Waived DT Maa Tanuvasa
 Waived G Donnie Young
 Waived C K.C. Jones from reserve/non-football injury list (injury settlement)
 Sept. 3 Signed DT Cyron Brown to the practice squad
 Signed S Darius Clark to the practice squad
 Signed TE Matt Dominguez to the practice squad
 Signed T John Feugill to the practice squad
 Signed WR Scottie Montgomery to the practice squad
 Sept. 12 Signed WR Keith Poole
 Placed WR Ed McCaffrey on injured reserve (broken left leg)
 Oct. 5 Signed TE Matt Dominguez to active roster from practice squad
 Signed TE Austin Wheatley to the practice squad
 Placed QB Steve Beuerlein on injured reserve (elbow)

Oct. 16 Signed TE Mark Thomas to the practice squad
 Waived TE Austin Wheatley from practice squad
 Oct. 22 Waived TE Mark Thomas from the practice squad
 Oct. 23 Signed S Darius Clark to active roster from practice squad
 Signed WR Scottie Montgomery to active roster from practice squad
 Signed TE Scot Osborne to practice squad
 Waived S Billy Jenkins
 Waived WR Travis McGriff
 Oct. 24 Signed WR Ricky Hall to practice squad
 Signed DB Kelly Herndon to practice squad
 Oct. 30 Waived WR Ricky Hall from practice squad
 Waived TE Scot Osborne from practice squad
 Signed G Michael Lies to practice squad
 Signed WR Phil McGeoghan to practice squad
 Waived CB Dale Carter from reserve/suspended
 Nov. 6 Signed WR Phil McGeoghan to active roster from practice squad
 Nov. 15 Signed WR Ricky Hall
 Waived WR Eddie Kennison
 Signed RB KaRon Coleman
 Placed RB Olandis Gary on injured reserve (fractured left fibula)
 Dec. 10 Placed S Darius Clark on injured reserve (left anterior cruciate ligament)
 Dec. 11 Signed T Brandon Winey (from Miami's practice squad)
 Signed S Greg Brown to the practice squad
 Signed LB Donnie Spragan to the practice squad
 Waived T John Feugill from the practice squad
 Waived G Michael Lies from the practice squad
 Dec. 19 Placed QB Gus Frerotte on injured reserve (right shoulder separation)
 Placed DE Kavika Pittman on injured reserve (left calf tear)
 Dec. 20 Signed QB Todd Husak
 Dec. 24 Signed CB Delvin Hughley
 Signed G Michael Moore
 Waived WR Keith Poole
 Jan. 7 Signed S Greg Brown to future contract
 Signed WR Ricky Hall to future contract
 Signed CB Kelly Herndon to future contract
 Signed DE Cyron Brown to future contract
 Jan. 10 Signed G Michael Lies to future contract
 Jan. 15 Practice squad contract of LB Donnie Spragan expired
 Jan. 22 Signed LB Kenny Jackson to future contract
 Signed DT Garrett Johnson to future contract
 Signed CB Sam Young to future contract
 Jan. 31 Signed G Jay Humphrey to future contract
 Feb. 5 Signed QB Todd Husak
 Feb. 21 Placed "franchise" tag on K Jason Elam
 Waived DT Leon Lett
 Waived LB Bill Romanowski
 Placed FB Howard Griffith on reserve/retired list
 Feb. 27 Waived FB Detron Smith
 CB Tyrone Poole reinstated from reserve/left squad
 March 15 Signed T Barrett Brooks
 Re-signed G Michael Moore (Exclusive rights free agent)
 March 22 Signed LB Terry Killens (UFA-San Fran.)
 Signed LB Donnie Spragan
 March 28 Signed WR Rob Moore
 April 1 Signed RB Reuben Droughns
 Signed S Izell Reese (UFA-Dallas)
 April 3 Signed DT Lionel Dalton (UFA-Balt.)
 April 12 Signed TE Shannon Sharpe
 April 15 Signed T Ephraim Salaam (UFA-Atl.)
 April 16 Re-signed TE Desmond Clark (RFA)

April 17 Re-signed WR Scottie Montgomery
 April 19 Re-signed RB Olandis Gary (RFA)
 April 29 Re-signed CB Delvin Hughley (Exclusive rights free agent)
 Signed WR Charlie Adams
 Signed FB William Bartholomew
 Signed LB Trev Faulk
 Signed T Jared Peck
 Signed C Jason Scukanec
 Signed LB Jashon Sykes
 April 30 Re-signed S Darius Clark (Exclusive rights free agent)
 Re-signed G Steve Herndon (Exclusive rights free agent)
 May 1 Signed RB Paris Gaines
 Signed CB Lenny Walls
 May 3 Re-signed RB KaRon Coleman (Exclusive rights free agent)
 Re-signed T Brandon Winey (Exclusive rights free agent)
 May 8 Signed WR Frank Rice
 May 10 Re-signed TE/WR Matt Dominguez (Exclusive rights free agent)
 May 13 Waived TE/WR Matt Dominguez (Failed Physical)
 May 17 Signed QB Nick Rolovich
 May 23 TE/WR Matt Dominguez cleared waivers; placed on reserve/non-football injury list
 June 10 Signed C K.C. Jones
 June 11 Signed S Chris Young
 June 14 Signed DT Monsanto Pope
 Signed TE Jeb Putzier
 June 18 Signed WR Herb Haygood
 June 21 Signed T Blake Brockermeyer

BY PLAYER

ADAMS, Charlie — WR
 4/29/02 Signed

ALLEN, Corey — WR
 7/24/01 Signed
 8/3/01 Waived

BARTHOLOMEW, Will — FB
 4/29/02 Signed

BEUERLEIN, Steve — QB
 10/5/01 Placed on injured reserve (R elbow)

BROCKERMAYER, Blake — T
 6/21/02 Signed

BROOKS, Ethan — T
 8/28/01 Waived

BROOKS, Barrett — T
 3/15/02 Signed

BROWN, Cyron — DT
 9/2/01 Waived
 9/3/01 Signed to practice squad
 1/10/02 Signed to future contract

BROWN, DeAuntae — CB
 9/2/01 Waived

BROWN, Greg — S
 8/28/01 Waived
 12/11/01 Signed to practice squad
 1/8/02 Signed to future contract

CARTER, Dale — CB
 11/6/01 Waived from reserve/suspended

CLARK, Darius — S
 9/2/01 Waived
 9/3/01 Signed to practice squad
 10/23/01 Signed
 12/10/01 Placed on injured reserve (L ACL)
 4/30/02 Re-signed (exclusive rights FA)

CLARK, Desmond — TE
 4/16/02 Re-signed (RFA)

COLEMAN, KaRon — RB
 9/2/01 Waived
 11/26/01 Signed
 5/3/02 Re-signed (exclusive rights FA)

CROCKETT, Henri — LB
 8/2/01 Traded to Atlanta for undisclosed 2002 draft compensation

DALTON, Lionel — DT
 4/3/02 Signed (unrestricted free agent)

DAVIS, Eric — CB
 8/2/01 Signed

DIAZ-INFANTE, David — G/C
 7/19/01 Signed

DOERING, Chris — WR
 8/6/01 Signed
 8/28/01 Waived

DOMINGUEZ, Matt — WR
 9/2/01 Waived
 9/3/01 Signed to practice squad
 10/5/01 Signed
 5/10/02 Re-signed (exclusive rights FA)
 5/13/02 Waived (failed physical)
 5/23/02 Cleared waivers; placed on reserve/non-football injury list

DROUGHNS, Reuben — RB
 4/1/02 Signed

ELAM, Jason — K
 2/21/02 Named "franchise" player

FAULK, Trev — LB
 4/29/02 Signed

FORDHAM, Todd — T
 9/2/01 Waived

FEUGILL, John — T
 9/2/01 Waived
 9/3/01 Signed to practice squad
 12/11/01 Waived from practice squad

FREROTTE, Gus — QB
 12/19/01 Placed on injured reserve (right shoulder separation)

GAINES, Paris — RB
 5/1/02 Signed

GARY, Olandis — RB
 11/26/01 Placed on injured reserve (fractured left fibula)
 4/19/02 Re-signed (restricted free agent)

GRIFFITH, Howard — FB
 8/28/01 Placed on injured reserve (neck)
 2/21/02 Placed on reserve/retired list

GUSTIN, Billy — S
 7/24/01 Signed
 9/2/01 Waived

HALL, Ricky — WR
 10/25/01 Signed to practice squad
 10/30/01 Waived from practice squad
 11/15/01 Signed to practice squad
 1/8/02 Signed to future contract

HAMILTON, Ben — C
 7/10/01 Signed

HARRIS, Nick — P
 8/28/01 Waived

HASSELBACH, Harald — DE
 8/23/01 Waived

HAYGOOD, Herb — WR
 6/18/02 Signed

HAYWARD, Reggie — DE
 7/26/01 Signed

HERNDON, Kelly — DB
 10/24/01 Signed to practice squad
 1/8/02 Signed to future contract

HERNDON, Steve — G
 4/30/02 Re-signed (exclusive rights FA)

HUGHLEY, Delvin — CB
 12/24/01 Signed
 4/29/02 Re-signed (exclusive rights FA)

HUSAK, Todd — QB
 12/20/01 Signed
 2/5/02 Signed (exclusive rights player)

HUMPHREY, Jay — G
 1/31/02 Signed to future contract

BRONCOS TRANSACTIONS (JUNE 2001 — JUNE 2002). CONT.

JACKSON, Kenny — LB
1/22/02 Signed to future contract

JENKINS, Billy — S
10/23/01 Waived

JOHNSON, Garrett — DT
1/22/02 Signed to future contract

JONES, K.C. — C
7/27/01 Placed on reserve/non-football injury list
9/2/01 Waived from reserve/non-football injury (injury settlement)
6/10/02 Signed

KENNISON, Eddie — WR
11/15/01 Waived

KILLENS, Terry — LB
3/22/02 Signed (unrestricted free agent)

KRICK, Jon — DT
7/26/01 Waived

LEEUEWENBURG, Jay — G
9/2/01 Waived

LETT, Leon — DT
2/21/02 Waived

LIES, Michael — G
10/31/01 Signed to practice squad
12/11/01 Waived from practice squad
1/14/02 Signed to future contract

LINDSEY, Steve — K
8/28/01 Waived

LONDON, Antonio — LB
8/28/01 Waived

MARSHALL, Lemar — S
9/2/01 Waived

McCAFFREY, Brent — T
7/19/01 Waived (failed physical)

McCAFFREY, Ed — WR
9/12/01 Placed on injured reserve (broken left leg)

McDONALD, Ricardo — LB
9/2/01 Waived

McGEOGHAN, Phil — WR
10/31/01 Signed to practice squad
11/15/01 Signed

McGRIFF, Travis — WR
10/23/01 Waived

MIDDLEBROOKS, Willie — CB
7/27/01 Signed

MILLER, Billy — TE
7/26/01 Signed
9/2/01 Waived

MITCHELL, Basil — RB
8/28/01 Waived

MONTGOMERY, Scottie — WR
9/2/01 Waived
9/3/01 Signed to practice squad
10/23/01 Signed
4/17/02 Re-signed (exclusive rights FA)

MOORE, Rob — WR
3/28/02 Signed

MOORE, Michael — G
12/24/01 Signed
3/15/02 Re-signed (Exclusive rights FA)

MOORE, Muneer — WR
8/6/01 Waived

NEUJAHN, Quentin — C
8/28/01 Waived

OSBORNE, Scot — TE
10/23/01 Signed to practice squad
10/30/01 Waived from practice squad

OSTROWSKI, Phil — G
8/28/01 Waived

PECK, Jared — T
4/29/02 Signed

PITTMAN, Kavika — DE
12/19/01 Placed on injured reserve (right calf tear)

POOLE, Keith — WR
9/2/01 Waived
9/12/01 Signed
12/24/01 Waived

POOLE, Tyrone — CB
8/28/01 Placed on reserve/left squad
2/27/02 Reinstated from reserve/left squad

POPE, Monsanto — DT
6/14/02 Signed

POSPISIL, Scott — DT
7/24/01 Signed
9/2/01 Waived

POUNDS, Darryl — CB
8/28/01 Waived (injury settlement)

PUTZIER, Jeb — TE
6/14/02 Signed

REESE, Izell — S
4/1/02 Signed (unrestricted free agent)

RICE, Frank — WR
5/8/02 Signed

ROLOVICH, Nick — QB
5/17/02 Signed

ROMANOWSKI, Bill — LB
2/21/02 Waived

RUHMAN, Chris — T
7/24/01 Waived (injury settlement)

SCUKANEC, Jason — C
4/29/02 Signed

SMITH, Detron — FB
2/27/02 Waived

SPRAGAN, Donnie — LB
12/11/01 Signed to practice squad
1/15/02 Practice squad contract expired
3/22/02 Signed

STACK, Mike — FB
8/28/01 Waived

SUTTLE, Jason — S
9/2/01 Waived

SYKES, Jashon — LB
4/29/02 Signed

TANUVASA, Maa — DT
9/2/01 Waived

THOMAS, Mark — TE
10/16/01 Signed to practice squad
10/22/01 Waived from practice squad

TOVIESSI, Paul — DE
7/25/01 Signed
9/2/01 Placed on injured reserve (R knee)

VAN RAAPHORST, Mike — QB
8/28/01 Waived

WALLS, Lenny — CB
5/1/02 Signed

WHEATLEY, Austin — TE
10/5/01 Signed to practice squad
10/16/01 Waived from practice squad

WINEY, Brandon — LB
12/11/01 Signed (from Miami practice squad)
5/3/02 Re-signed (exclusive rights FA)

YOUNG, Donnie — G
9/2/01 Waived


YOUNG, Chris — S
6/11/02 Signed

YOUNG, Sam — CB
1/22/02 Signed to future contract

FORMER BRONCOS IN THE PRO FOOTBALL HALL OF FAME

Two players enshrined in the Pro Football Hall of Fame—cornerback **Willie Brown** and running back **Tony Dorsett**—spent a portion of their professional playing careers with the Denver Broncos. A brief review of their Hall of Fame careers is outlined below.

WILLIE BROWN CB INDUCTED: 1984



Cornerback **Willie Brown**, inducted into the Hall of Fame in 1984, played for the Broncos from 1963-66, and was named All-American Football League in 1964. He intercepted nine passes that season, including a team-record four in one game (vs. New York, 11/15/64), and was named the outstanding back in the AFL All-Star game in January, 1965.

The 6-foot-1, 195-pound Brown, who played his college ball at Grambling, joined the Broncos as a free agent in Aug. 1963 and played four seasons with the club. In 50 games he intercepted 15 passes and tallied 195 yards in returns, while also returning three punts for 29 yards (9.7) and three kickoffs for 70 yards (23.3).

Brown was traded to Oakland in 1967 and went on to play 12 seasons with the Raiders (1967-78). He was an all-league performer every year from 1968-73, while making three AFL All-Star game (1967-69) and four Pro Bowl (1970-73) appearances. In 16 seasons Brown played in 204 games and finished his career with 54 interceptions for 472 return yards and two touchdowns.

TONY DORSETT RB INDUCTED: 1994



Running Back **Tony Dorsett**, though best known for his brilliant 11-year tenure with the Dallas Cowboys, was a Denver Bronco during the 1988 and 1989 seasons. He joined the Broncos in 1988 and went on to lead the club in rushing that season with 703 yards on 181 carries. He spent the 1989 season on injured reserve before his retirement, and was inducted into the Hall of fame in 1994.

Dorsett, who ranks third on the all-time NFL rushing list with 12,739 yards, captured rookie of the year honors in 1977 with the Cowboys, en route to four Pro Bowl selections (1978, 1981-83). His highest rushing total came in 1981 when he ran for 1,646 yards, just one of eight 1,000-yard seasons during his brilliant career. Dorsett also caught 398 passes for 3,554 yards (8.9) and accounted for 91 total touchdowns (77 rushing, 13 receiving, 1 fumble recovery).

Dorsett was a college star at the University of Pittsburgh where he won the Heisman Trophy in 1976 while leading the Panthers to the national title.

BRONCOS ALL-TIME ROSTER

List includes players who spent time on the active roster during the regular or postseason. **Current players in bold.**

A

81	Bob Adams	TE	Pacific	1975
73	Scott Adams	T	Georgia	1997
60	Kenneth M. Adamson	G	Notre Dame	1960-62
57	Allen Aldridge	LB	Houston	1994-97
68	Steve Alexakos	G	San Jose State	1970
58	Elijah Alexander	LB	Kansas State	1993-95
40	Jeff Alexander	RB	Southern	1989, 1992
80	Ray Alexander	WR	Florida A&M	1984
25	Ted Afflen	RB	Springfield College	1969
22	Elihu (Buddy) Allen	HB	Utah State	1961
24	Donald R. Allen	FB	Texas	1960
57	Ty Allert	LB	Texas	1990
73	Henry Allison	T	San Diego State	1977
62	Vaughn S. (Buddy) Alliston	LB	Mississippi	1960
77	Lyle Alzado	DE	Yankton College	1971-78
22	David R. Ames	HB	Richmond	1961
38	Mike Anderson	RB	Utah	2000-01
11	Robert Anderson	HB	Colorado	1970-73
83	Willie "Flipper" Anderson	WR	UCLA	1997
86	Mitch Andrews	TE	Louisiana State	1987
84	Lou Andrus	LB	Brigham Young	1967
92	Lester Archambeau	DE	Stanford	2000
83	Justin Armour	WR	Stanford	1998
24	Otis Armstrong	RB	Purdue	1973-80
65	LeFrancis Arnold	G/C	Oregon	1974
73	Mike Askea	T	Stanford	1973
28	Billy Atkins	DB	Auburn	1964
74	Frank Atkinson	DE	Stanford	1964
47	George Atkinson	S	Morris Brown	1979
27	Steve Atwater	S	Arkansas	1989-98
33	John Avery	RB	Mississippi	1999
67	John Ayers	G	West Texas State	1987

B

56/65	Jay Bachman	C	Cincinnati	1968-71
75	Bill Bain	T	Southern California	1976, 1978
74	Jerry Baker	T	Tulane	1983
79	Chris Banks	G	Kansas	1998-99
85	Mike Barber	TE	Louisiana Tech	1985
62	Ernie Barnes	G	North Carolina College	1963-64
73	Walter Barnes	DE	Nebraska	1969-71
86	Dean Barnett	TE	Nevada-Las Vegas	1983
42	Odell Barry	HB	Findlay	1964-65
52	James Barton	C	Marshall	1961-62
54	Rick Baska	LB	UCLA	1976-77
46	Norman Bass	DB	Pacific	1964
64	Scott Beavers	G	Georgia Tech	1990
85	Tom Beer	TE	Houston	1967-69
56	Dave Behrman	C	Michigan State	1967
73	Kevin Belcher	T	Wisconsin	1987
20	Henry Bell	HB	No college	1960
35	Ken Bell	RB-WR	Boston College	1986-89
3	Scott Bentley	PK	Florida State	1997, 2000
43	Frank Bernardi	DB	Colorado	1960
74	Lee Bernet	T	Wisconsin	1965-66
33	Rod Bernstein	RB	Texas A&M	1993-95
92	Bertrand Berry	DE	Notre Dame	2001
11	Steve Beuerlein	QB	Notre Dame	2001
54	Keith Bishop	C-G	Baylor	1980, 1982-89
24	Tony Boddie	RB	Montana State	1986-87
82/83	Melvin Bonner	WR	Baylor	1993-94
89	Gordon Bowdell	WR	Michigan State	1971
52	David Bowens	LB	Western Illinois	1999
65	Walt Bowyer	DE	Arizona State	1983-84, 1987-88
77	Greg Boyd	DE	San Diego State	1980-82
52	Greg Bracelin	LB	California	1980
23	Ronnie Bradford	DB	Colorado	1993-95
24	Phil Brady	S	Brigham Young	1969
56	John Bramlett	LB	Memphis State	1965-66
32	Melvin Bratton	RB	Miami (Fla.)	1989-90
34	Tyrone Braxton	DB	North Dakota State	1987-93, 1995-99
19	Don Breaux	QB	McNeese State	1963

76	Bob Breitenstein	T	Tulsa	1965-67
26	Chris Brewer	RB	Arizona	1984
15	Marlin Briscoe	QB	Omaha	1968
6	Bubby Brister	QB	Northeast Louisiana	1997-99
36	John W. (Red) Brodnax	FB	Louisiana State	1960
11	Jeff Brohm	QB	Louisville	1999
56	Michael Brooks	LB	Louisiana State	1987-92
85	Robert Brooks	WR	South Carolina	2000
87	Boyd Brown	TE	Alcorn State	1974-76
89	Clay Brown	TE	Brigham Young	1983
73	Cyron Brown	DE	Western Illinois	1998-99
26	Eric Brown	S	Mississippi State	1998--2001
34/46	Hardy Brown	LB	Tulsa	1960
70	Jamie Brown	T	Florida A&M	1995-97
55	Ken Brown	LB	Virginia Tech	1995
55	Ken Brown	C	New Mexico	1979
82	Laron Brown	WR	Texas	1987
24	Willie Brown	DB	Grambling	1963-66
64/68/72	Sam Brunelli	G	Colorado State	1966-71
82	Larry Brunson	WR	Colorado	1980
64	Bill Bryan	C	Duke	1977-88
95	Steve Bryan	DE/LB	Oklahoma	1987-88
27	Terrell Buckley	CB	Florida State	2000
80	Tom Buckman	TE	Texas A&M	1969
33	Fred Bukaty	FB	Kansas	1961
60	Joe Burch	C	Texas Southern	1994
21	Bobby Burnett	RB	Arkansas	1969
55/56	Keith Burns	LB	Oklahoma State	1994-98, 2000-01
41	George Burrell	S	Pennsylvania	1969
58	Steve Busick	LB	Southern California	1981-85
21/22	Gerry Bussell	DB	Georgia Tech	1965
51	Bill Butler	LB	San Fernando Valley	1970
28	Butler By'not'e	CB	Ohio State	1994
24	George (Butch) Byrd	DB	Boston University	1971

C

59	Glenn Cadrez	LB	Houston	1995-2000
28	Scott Caldwell	RB	Texas-Arlington	1987
79	Carter Campbell	DE	Weber State	1971
86	Jeff Campbell	WR	Colorado	1994
67	Mark Campbell	DT	Florida	1996
35	Larry Canada	FB	Wisconsin	1978-79, 1981
65	Cooper Carlisle	T	Florida	2000-01
40	Albert R. Carmichael	HB	Southern California	1960-61
40	Paul Carmichael	HB	El Camino J.C.	1965
86	Don Carothers	E	Bradley	1960
89	Kenneth L. Carpenter	E	Oregon State	1960
92	Alphonso Carreker	DE	Florida State	1989, 1991
29	Darren Carrington	CB	Northern Arizona	1989
89	Dwayne Carswell	TE	Liberty	1994-2001
40	Dale Carter	CB	Tennessee	1999
68	Rubin Carter	DT	Miami (Fla.)	1975-86
37	Tony Carter	FB	Minnesota	2001
51	Tim Casey	LB	Oregon	1969
66	John E. Cash	E	Allen	1961-62
45	Tom Cassese	DB	C.W. Post	1967
28	Jeremiah Castille	CB	Alabama	1987-88
40	Grady Cavness	CB	Texas-El Paso	1969
86	Byron Chamberlain	TE	Wayne State	1995-2000
79	Barney Chavous	DE	South Carolina State	1973-85
15	Max Choboian	QB	San Fernando State	1966
78	Tom Cichowski	T	Maryland	1968-69
54	Ralph Cindrich	LB	Pittsburgh	1974
78	Brian Clark	T	Clemson	1982
47	Darius Clark	S	Duke	2000-01
43	Derrick Clark	RB	Evangel College	1994
88	Desmond Clark	TE	Wake Forest	1999-2001
20/27	Kevin Clark	DB	San Jose State	1987-88, 1990-91
73	Kelvin Clark	T	Nebraska	1979-81
15	Mike Clendenen	K	Houston	1987
48	George Coghill	S	Wake Forest	1998-2001
26	Don Coffey	E	Memphis State	1963
84	Chris Cole	WR	Texas A&M	2000-01
46/21	KaRon Coleman	RB	Stephen F. Austin	2000-01
76	Steve Coleman	DE	Delaware State	1974
69	Tony Colorito	NT	Southern California	1986
59	Darren Comeaux	LB	Arizona State	1982-86
80	Ed Cooke	DE	Maryland	1964-65
81	Andre Cooper	WR	Florida State	1999-2000

BRONCOS ALL-TIME ROSTER, CONT.

63	Mark Cooper	G/T	Miami (Fla.)	1983-87
25	Kip Corrington	S	Texas A&M	1989-90
63	Dave Costa	DT	Utah	1967-71
66	Bill Cottrell	G	Delaware Valley	1972
66/77	Larry Cox	DT	Abilene Christian	1966-68
41	Eric Crabtree	FL	Pittsburgh	1966-68
68	Gary Crane	LB	Arkansas State	1969
29	Aaron Craver	RB	Fresno State	1995-96
33	Willis Crenshaw	FB	Kansas State	1970
53/78	Ken Criter	LB	Wisconsin	1969-74
39	Ray Crockett	CB	Baylor	1994-2000
51	Mike Croel	LB	Nebraska	1991-94
54	Ed Cummings	LB	Stanford	1965
50	Carl Cunningham	LB	Houston	1967-70
74	Mike Current	T	Ohio State	1967-75
58	Scott Curtis	LB	New Hampshire	1989-90

D

5	Brad Daluiso	K	UCLA	1992
75	Eldon V. Danenhauer	T	Pittsburg State	1960-65
76	William A. Danenhauer	E	Emporia College	1960
62	Jeff Davidson	G/T	Ohio State	1990-92
32	Dick Davis	RB	Nebraska	1970
25	Eric Davis	CB	Jacksonville State	2001
62	Jack T. Davis	T	Arizona	1960
78	Marvin Davis	DT	Wichita State	1966
30	Terrell Davis	RB	Georgia	1995-2001
33	Joe Dawkins	RB	Wisconsin	1971-73
84	Albert E. Day	T	Eastern Michigan	1960
17	Steve DeBerg	QB	San Jose State	1981-83
39	Robert Delpino	RB	Missouri	1993
55	Rick Dennison	LB	Colorado State	1982-90
88	Al Denson	FL	Florida A&M	1964-70
65	John Denvir	G	Colorado	1962
63	David Diaz-Infante	G/C	San Jose State	1996-98, 2001
71	Wallace Dickey	T	Southwest Texas State	1968-69
35	Richard L. (Bo) Dickinson	FB	Southern Mississippi	1962-63
10	Doug (Bucky) Dilts	P	Georgia	1977-78
29	Charles Dimry	CB	Nevada-Las Vegas	1991-93
30	Hewritt Dixon	FB/TE	Florida A&M	1963-65
31	Zachary Dixon	RB	Temple	1979
2	Joe DiVito	QB	Boston College	1968
33	Dedrick Dodge	S	Florida State	1997
59	Kirk Dodge	LB	Nevada-Las Vegas	1987
85	Chris Doering	WR	Florida	1999-2000
82	Jack Dolbin	WR	Wake Forest	1975-79
49	Matt Dominguez	TE/WR	Sam Houston State	2001
76	Tom Domres	DT	Wisconsin	1971-72
54	Mitch Donahue	LB	Wyoming	1993-94
33	Tony Dorsett	RB	Pittsburgh	1988-89
45	Gary Downs	RB	North Carolina State	1995
14	Richard A. (Skip) Doyle	HB	Ohio State	1960
99	Shane Dronett	DE	Texas	1992-95
76	Tom Drougas	T	Oregon	1974
97	Darren Drozdov	DT	Maryland	1993-94
32	Joe Dudek	RB	Plymouth State	1987
4	Rick Duncan	K	Eastern Montana	1967
21	Myron Dupree	CB	North Carolina Central	1983
55	Pete Duranko	DE	Notre Dame	1967-70, 72-74

E

24	Booker Edgeron	CB	Western Illinois	1970
85	Ron Egloff	TE	Wisconsin	1977-83
1	Jason Elam	K	Hawaii	1993-2001
62	Jim Elfrid	LB	Colorado State	1961
7	John Elway	QB	Stanford	1983-98
89	John Embree	WR	Compton J.C.	1969-70
14	George Hunter Enis	QB	Texas Christian	1962
88	Pat Epperson	E	Adams State	1960
53	Tom Erlandson	LB	Washington State	1962-65
16	Mike Ernst	QB	Cal State Fullerton	1972
46	Terry Erwin	HB	Boston College	1968
40	Jay Dale Evans	HB	Kansas City	1961
88	Jerry Evans	TE	Toledo	1993-95
56	Larry Evans	LB	Mississippi College	1976-82
35	Blake Ezor	RB	Michigan State	1990

F

86	Stan Fanning	DE	Idaho	1964
44	Miller Farr	DB	Wichita State	1965
63	Sean Farrell	G	Penn State	1990-91
85	Chafie Fields	WR	Penn State	2000
37	Steve Fitzhugh	DB	Miami (Ohio)	1987
20	Billy Ray Fletcher	E	Memphis State	1966
73	Simon Fletcher	LB/DE	Houston	1985-95
61	Eric Floyd	OL	Auburn	1995
43	Steve Foley	DB	Tulane	1976-86
32	Garrett Ford	FB	West Virginia	1968
57	Fred Forsberg	LB	Washington	1968, 70-73
84	Jason Franci	E	Cal-Santa Barbara	1966
31	Mike Franckowiak	RB	Central Michigan	1975-76
51/55	Jim Fraser	LB/P	Wisconsin	1962-64
42	Al Frazier	HB	Florida A&M	1961-63
86	Marv Frazier	WR	Cheyney State	1973-75
62	Mike Freeman	G	Arizona	1984, 1986-87
68	Russell Freeman	T	Georgia Tech	1992-94
12	Gus Frerotte	QB	Tulsa	2000-01
64	Lennie Friedman	G	Duke	1999-2001
24	Randy Fuller	CB	Tennessee State	1994
2	Will Furrer	QB	Virginia Tech	1994

G

64	George Gaiser	T	Southern Methodist	1968
28	Bob Gaiters	HB	New Mexico State	1963
99	David Galloway	DE	Florida	1990
82	David Gamble	WR	New Hampshire	1997
52	Dave Garnett	LB	Stanford	1995
66	Scott Garnett	NT	Washington	1984
23	Drake Garrett	DB	Michigan State	1968-70
22	Olandis Gary	RB	Georgia	1999-2001
61	Charles E. Gavin	DE	Tennessee State	1960-63
92	Ron Geater	NT	Iowa	1992
79	Jumpy Geathers	DT	Wichita State	1996-97
57	Bob Geddes	LB	UCLA	1972
40	Jack Gehrke	WR	Utah	1971
6	Ralph Giacommaro	P	Penn State	1987
90	Freddie Gilbert	DE	Georgia	1986-88
2/30	Cookie Gilchrist	FB	No college	1965, 1967
17	Scotty Glacken	QB	Duke	1966-67
49	Glenn Glass	DB	Tennessee	1966
62	Tom Glassic	G	Virginia	1976-83
67	George Goeddeke	G	Notre Dame	1967-72
52	Ian Gold	LB	Michigan	2000-01
23	Austin (Goose) Gonsoulin	DB	Baylor	1960-66
79	John Gonzaga	G	No college	1966
62	Brian Goodman	G	UCLA	1975
64	Harvey Goodman	G	Colorado	1976
28	Cornell Gorden	CB	North Carolina A&T	1970-72
21/23	Darrien Gordon	CB	Stanford	1997-98
83	Sam Graddy	WR	Tennessee	1987-88
52/53	Randy Gradishar	LB	Ohio State	1974-83
58/83	Tom Graham	LB	Oregon	1972-74
35	John Granby	S	Virginia Tech	1992
63	John Grant	DT/DE	Southern California	1973-79
95	Paul Grasmanis	DT	Notre Dame	1999
72	Marsharne Graves	T	Arizona	1984
28	Gaston Green	RB	UCLA	1991-92
87	Paul Green	TE	Southern California	1989
85	Willie Green	WR	Mississippi	1997-98
20	Charles Greer	DB	Colorado	1968-74
85	James D. Greer	E	Elizabeth City State	1960
14	Brian Griese	QB	Michigan	1998-2001
46	John Griffin	HB	Memphis State	1964-66
29	Howard Griffith	FB	Illinois	1997-2001
89	Bill Groman	HB/E	Heidelberg	1963
77	Dick Guesman	T-K	West Virginia	1964
37	Kevin Guidry	CB	Louisiana State	1988
53	Donald Gulseth	LB	North Dakota	1966
63	Melwood N. (Buzz) Guy	G	Duke	1961-62

H

75	Brian Habib	G	Washington	1993-97
48	Dale Hackbart	S	Wisconsin	1973
85	Joey Hackett	TE	Elon College	1986
84	Mike Haffner	E	UCLA	1968-70

BRONCOS ALL-TIME ROSTER, CONT.

54	Britt Hager	LB	Texas	1995-96
22	Steve Haggerty	DB	Colorado	1975
26	Chris Hale	DB	Southern California	1993
93	Ronnie Haliburton	LB	Louisiana State	1990-91
40	Darryl Hall	S	Washington	1993-94
69	Darrell Hamilton	T	North Carolina	1989-91
50	Ben Hamilton	C	Minnesota	2001
72	Wayne Hammond	DT	Montana State	1976
86	Patrick Hape	TE/FB	Alabama	2001
23	Billy Hardee	DB	Virginia Tech	1976
31	Mike Harden	CB/S	Michigan	1980-88
78	Archie Harris	OL	William and Mary	1987
34	Raymont Harris	RB	Ohio State	2000
47	Tony Harris	WR	Toledo	1972
82	Dwight Harrison	WR	Texas A&I	1971-72
27	Maurice Harvey	DB	Ball State	1978, 1980
52	Richard Harvey	LB	Tulane	1994
96	Harald Hasselbach	DE	Washington	1994-2000
67	Johnny Ray Hatley	T	Sul Ross State	1960
37	Tim Hauck	S	Montana	1995-96
71	Arthur A. Hauser	T	Xavier	1961
29/33	Wendell Hayes	HB	Humboldt State	1965-67
28	Abner Haynes	HB	North Texas State	1965-66
36	Mark Haynes	CB	Colorado	1986-89
98	Reggie Hayward	DE	Iowa State	2001
23	Alfred Haywood	RB	Bethune-Cookman	1975
22	Vaughn Hebron	RB	Virginia Tech	1996-98
24	Wymon Henderson	CB	Nevada-Las Vegas	1989-92
86	Jerry Hendren	WR	Idaho	1970
68	Brad Henke	DE/NT	Arizona	1989
89	Gary Henson	E	Colorado	1964
43	Lonnie Hepburn	CB	Texas Southern	1974
79	Steve Herndon	G	Georgia	2001
16	George W. Herring	QB/P	Southern Mississippi	1960-61
10	Mark Herrmann	QB	Purdue	1981-82
50	Jon Hesse	LB	Nebraska	1997
31	Bo Hickey	FB	Maryland	1967
28	Clifford Hicks	CB	Oregon	1995
56/65	Walter Highsmith	C	Florida A&M	1968-69
84	Jack Hill	HB	Utah State	1961
21	Randy Hilliard	CB	Northwestern (La.) State	1994-97
23	George Hoey	DB	Michigan	1975
87	John Hoffman	DE	Hawaii	1972
64	John Hohman	G	Wisconsin	1965-66
73	Shawn Hollingsworth	T	Angelo State	1983
34	Gus Holloman	DB	Houston	1968-69
90	Ron Holmes	DE	Washington	1989-92
73/74	Gordon Holz	DT	Minnesota	1960-63
74/78	Winford Hood	G/T	Georgia	1984-88
5	Jerry Hopkins	LB	Texas A&M	1963-66
2	Mike Horan	P	Long Beach State	1986-92
13	Don Horn	QB	San Diego State	1971-72
60	Paul Howard	G	Brigham Young	1973-86
3	Bobby Howfield	K	No college	1968-70
57	John Huard	LB	Maine	1967-69
53	Robert Hudson	LB	Clemson	1960-61
14/16	John Hufnagel	QB	Penn State	1974-75
20	Delvin Hughley	CB	Jacksonville State	2001
26	Bobby Humphrey	RB	Alabama	1989-91
2	Bob Humphreys	K	Wichita State	1967-68
79	Stefan Humphries	G	Michigan	1987-88
98	Ricky Hunley	LB	Arizona	1984-87
25	Daniel Hunter	CB	Henderson State	1985-86
8	Todd Husak	QB	Stanford	2001
65/67	Glenn Hyde	G-T	Pittsburgh	1976-81, 1984-85
I				
73	Martin Imhof	DE	San Diego State	1976
62	Jerry Inman	DT	Oregon	1966-71, 73
J				
29	Bernard Jackson	DB	Washington State	1977-80
17	Jarious Jackson	QB	Notre Dame	2000-01
68	Larron Jackson	G	Missouri	1971-74
78	Larry Jackson	DE	Texas A&M	1995

80	Mark Jackson	WR	Purdue	1986-92
87	Richard Jackson	DE	Southern	1967-72
25/28	Roger Jackson	DB	Bethune-Cookman	1982-85, 1987
57	Tom Jackson	LB	Louisville	1973-86
52	Frank Jackunas	C	Detroit	1963
50	Ray Jacobs	LB	North Carolina	1994-95
83	Ray Jacobs	DT	Howard Payne	1963-66
20	Tory James	CB	Louisiana State	1996-99
70	Charlie Janerette	DT	Penn State	1964-65
26	Tom Janik	DB/P	Texas A&I	1963-64
43	Pete Jaquess	DB	Eastern New Mexico	1967-70
81/82	Patrick Jeffers	WR	Virginia	1996-97
32	Billy Jenkins	S	Howard	2000-01
30	Jim Jensen	RB	Iowa	1977, 1979-80
81	William Jessup	E	Southern California	1960
51	Eugene Jeter	LB	Arkansas AM&N	1965-67
3	William (Billy) Joe	FB	Villanova	1963-64
86	Barry Johnson	WR	Maryland	1991
86	Butch Johnson	WR	Cal-Riverside	1984-85
12	Charley Johnson	QB	New Mexico State	1972-75
66	Chuck Johnson	T	Texas	1992-93
25	Darrius Johnson	CB/S	Oklahoma	1996-99
21	Earl Johnson	DB	South Carolina	1987
87	Jason Johnson	WR	Illinois State	1988
90	Jerry Johnson	DT	Florida State	2000-01
89	Reggie Johnson	TE	Florida State	1991-93
82	Vance Johnson	WR	Arizona	1985-93, 1995
95	Tim Joiner	LB	Louisiana State	1987
26	Calvin Jones	CB	Washington	1973-76
53	Danté Jones	LB	Oklahoma	1995
69	David Jones	OL	Texas	1987
20	Daryll Jones	DB	Georgia	1987
72	Ernest Jones	DE	Oregon	1996-98
35	Henry Jones	RB	Grambling	1969
93	James Jones	DT	Northern Iowa	1995
80	Jimmy Jones	WR	Wisconsin	1968
60	K.C. Jones	C	Miami (Fla.)	1997-2000
32	Leonard Jones	DB	Texas State	1987
31	Rondell Jones	S	North Carolina	1993-96
75	Rulon Jones	DE	Utah State	1980-88
77	Tony Jones	T	Western Carolina	1997-2000
31	Victor Jones	RB	Louisiana State	1992
54/85	Larry Jordan	E/LB	Youngstown	1962, 1964
83	Donald G. Joyce	E	Tulane	1962
99	Seth Joyner	LB	Texas-El Paso	1998
66	Jim Juriga	T/G	Illinois	1988-90
K				
55	John Kacherski	LB	Ohio State	1992
59	Larry Kaminski	C	Purdue	1966-73
72	Bob Kampa	DT	California	1974
12	Ken Karcher	QB	Tulane	1987-88
3	Rich Karlis	K	Cincinnati	1982-88
72	Keith Kartz	C-T	California	1987-94
82	Kevin Kasper	WR	Iowa	2001
88	Clarence Kay	TE	Georgia	1984-92
61	Bill Keating	DT	Michigan	1966-67
32	Mike Kellogg	FB	Santa Clara	1966-67
86/87	Pat Kelly	TE	Syracuse	1988-89
28	Kenoy Kennedy	S	Arkansas	2000-01
85	Eddie Kennison	WR	Louisiana State	2001
68	Crawford Ker	G	Florida	1991
32	Jon Keyworth	RB	Colorado	1974-80
33	Jim Kiick	RB	Wyoming	1976-77
80/82	Tony Kimbrough	WR	Jackson State	1993-94
81	Todd Kinchen	WR	Louisiana State	1996
70	Donald W. King	E	Kentucky	1960
84	Vince Kinney	WR	Maryland	1978-79
97	Bruce Klostermann	LB	South Dakota State	1987-89
16	Jeff Knappe	QB	Northern Colorado	1980
99	Shawn Knight	NT	Brigham Young	1988
56	Mike Knox	LB	Nebraska	1987
73	Robert E. Konovsky	E	Wisconsin	1961
71	Greg Kragen	NT	Utah State	1985-93
86	Jim Krieg	WR	Washington	1972
12	Gary Kroner	K	Wisconsin	1965-67
52	Ray Kubala	C	Texas A&M	1964-67
8	Gary Kubiak	QB	Texas A&M	1983-91

BRONCOS ALL-TIME ROSTER, CONT.

52	Frank W. Kuchta	C	Notre Dame	1960
22	Aaron Kyle	DB	Wyoming	1980-82
L				
40	Ron Lamb	FB	South Carolina	1968
51/76	Gordon Lambert	LB	Tennessee-Martin	1968-69
50	Pat Lamberti, Jr.	LB	Richmond	1961
33	Gene Lang	RB	Louisiana State	1984-87
21	Le-Lo Lang	CB	Washington	1990-93
67/76	Ken Lanier	T	Florida State	1981-92, 94
80	Dan LaRose	DE	Missouri	1966
77	Carl James Larpenter	G	Texas	1960-61
87	Bill Larson	TE	Colorado State	1980
45	Bill Laskey	LB	Michigan	1973-74
73	Isaac T. Lassiter	E	St. Augustine	1962-64
75	Kit Lathrop	DE	Arizona State	1979
72	Don Latimer	DT	Miami (Fla.)	1978-83
10	Jim Leclair	QB	C.W. Post	1967-68
53	Roger LeClerc	C	Trinity (Conn.)	1967
15	Jacky Lee	QB	Cincinnati	1964-65
68	Larry Lee	C/G	UCLA	1987
81	Max Leetzow	DE	Idaho	1965-66
54	Mike Lemon	LB	Kansas	1975
28	Jack Lentz	S	Holy Cross	1967-68
78	Matt Lepsis	T	Colorado	1998-2001
26	Darrell Lester	FB	McNeese State	1965-66
94	Leon Lett	DE	Emporia State	2001
20/41	Greg Lewis	RB	Washington	1991-92
48	Herman Lewis	DE	Virginia Union	1968
8	Jeff Lewis	QB	Northern Arizona	1996-97
22	Tony Lilly	S	Florida	1984-87
33	Hub Lindsey	HB	Wyoming	1968
2	Steve Lindsey	K	Mississippi	2000
14	Pete Liske	QB	Penn State	1969-70
44	Floyd Little	HB	Syracuse	1967-75
74	Bill Lobenstein	DL	Wisconsin-Whitewater	1987
89	Kerry Locklin	TE	New Mexico State	1987
97	Mike Lodish	DT	UCLA	1995-2000
89	Dave Logan	WR	Colorado	1984
31	Derek Loville	RB	Oregon	1997-99
58/59	Tim Lucas	LB	California	1987-93
21	Tommy Luke	LB	Mississippi	1968
22	Fran Lynch	HB	Hofstra	1967-76
37	Anthony Lynn	RB	Texas Tech	1993, 1997-99
61	Tom Lyons	G	Georgia	1971-76
41	Rob Lytle	TE/RB	Michigan	1977-83
M				
52	Dan MacDonald	LB	Idaho State	1987
8	Tommy Maddox	QB	UCLA	1992-93
78	Don Maggs	G/T	Tulane	1993-94
33	Ernest G. (Pete) Mangum	LB	Mississippi	1960
83	Wade Manning	WR	Ohio State	1981-82
66	Brison Manor	DE	Arkansas	1977-84
50	Bobby Maples	C	Baylor	1972-78
86	Arthur Marshall	WR	Georgia	1992-93
43	Charles E. Marshall	HB	Oregon State	1962
29	Warren Marshall	RB	James Madison	1987
47	Paul Martha	S	Pittsburgh	1970
83/85	Rick Massie	WR	Kentucky	1987-88
81	Billy Masters	TE	Louisiana State	1970-74
73	Pat Matson	G	Oregon	1966-67
55	Archie Matsos	LB	Michigan State	1966
76/77	Jack Mattox	T	Fresno State	1961-62
55	Marv Matuszak	LB	Tulsa	1964
74	Andy Maurer	T	Oregon	1977
14	Dean May	QB	Louisville	1987
56	Ray May	LB	Southern California	1973-75
87	Ed McCaffrey	WR	Stanford	1995-2001
40	Brendan McCarthy	FB	Boston College	1968-69
10/11	John McCormick	QB	Massachusetts	1963, 65-66, 68
96	Jake McCullough	DE	Clemson	1989-90
67	Robert V. McCullough	G	Colorado	1962-65
33	Lawrence McCutcheon	RB	Colorado State	1980
54	Ed (Wahoo) McDaniel	LB	Oklahoma	1961-63

82	Orlando McDaniel	WR	Louisiana State	1982
68	Reggie McElroy	G/T	West Texas State	1995-96
64	Lewis B. (Bud) McFadin	DT	Texas	1960-63
47	John McGeever	DB	Auburn	1962-65
85	Phil McGeoghan	WR	Maine	2001
91	Chester McGlockton	DT	Clemson	2001
89	Keli McGregor	TE	Colorado State	1985
83	Travis McGriff	WR	Florida	1999-2001
16	Monte McGuire	QB	Texas Tech	1987
58	Bill McKoy	LB	Purdue	1970-72
26	Tim McKyer	CB	Texas-Arlington	1997
68	Ron McLean	DL	Cal State Fullerton	1987
45	James R. McMillin	DB	Colorado State	1960-62, 1964-65
41	Robert McNamara	HB	Minnesota	1960-61
77/97	Karl Mecklenburg	LB/DE	Minnesota	1983-94
61	Bob Meeks	C	Auburn	1992-94
64	Jon Melander	G	Minnesota	1993-94
63	Richard Mercier	G	Miami (Fla.)	2000
59	Mark Merrill	LB	Minnesota	1981-82
46/87	Bobby Micho	RB/TE	Texas	1986-87
23	Willie Middlebrooks	CB	Minnesota	2001
22	Glyn Milburn	RB	Stanford	1993-95
17	Hugh Millen	QB	Washington	1994-95
83	Anthony Miller	WR	Tennessee	1994-96
82	Billy Miller	WR	Southern California	1999-2000
12	Chris Miller	QB	Oregon	1999
52	Jeff Mills	LB	Nebraska	1990-93
21	Eugene Mingo	HB/K	No college	1960-64
71	Claudie Minor	T	San Diego State	1974-82
20	Tommy Earl Minter	HB	Baylor	1962
67	Dean Miraldi	T	Utah	1985
75	Rex Mirich	DE	Northern Arizona	1967-69
49	Alvin Mitchell	S/WR	Morgan State	1970
27	Charlie Mitchell	HB	Washington	1963-67
41	Leroy Mitchell	CB	Texas Southern	1971-73
51	John Mobley	LB	Kutztown	1996-2001
89	Orson Mobley	TE	Salem College (W.V.)	1986-90
22	Alton Montgomery	S/CB	Houston	1990-92
81	Scottie Montgomery	WR	Duke	2000-01
78	Marv Montgomery	T	Southern California	1971-76
21	Randy Montgomery	CB	Weber State	1971-73
52	Mike Montler	C	Colorado	1977
2	Alex Moore	HB	Norfolk State	1968
87	Bob Moore	TE	Stanford	1978
23	Jason Moore	S	San Diego State	1999
78	Leroy Moore	DE	Fort Valley State	1964-65
69	Michael Moore	G	Troy State	2001
76	Randy Moore	DT	Arizona State	1976
12	Shawn Moore	QB	Virginia	1991-93
86	Emery Moorehead	WR/RB	Colorado	1980
7	Craig Morton	QB	California	1977-82
25	Haven Moses	WR	San Diego State	1972-81
85	John Mosier	TE	Kansas	1971
86	Bobby Moten	TE	Bishop College	1968
51	Marc Munford	LB	Nebraska	1987-90
57	Mark Murray	LB	Florida	1991
14	Bill Musgrave	QB	Oregon	1995-96
29	Wilbur Myers	S	Delta State	1983
39	Jesse Myles	RB	Louisiana State	1983-84
54	Chip Myrtle	LB	Maryland	1967-72
N				
58	Rob Nairne	LB	Oregon State	1977-80
66	Tom Nalen	C	Boston College	1994-2001
82	Marcus Nash	WR	Tennessee	1998-99
84	Ricky Nattiel	WR	Florida	1987-92
6	Joe Nedney	K	San Jose State	2000
62	Dan Neil	G	Texas	1997-2001
80	Ron Nery	E	Wisconsin	1963
76	Tom Neville	T	Mississippi State	1978
51	Lee (Mike) Nichols	C	Arkansas A&M	1960-61
43	John Nocera	LB	Iowa	1963
68	Tom Nomina	T	Miami (Ohio)	1963-65
38	Ben Norman	RB	Colorado State	1980
1/4	Chris Norman	P	South Carolina	1984-86
15	Philip H. Nugent	HB	Tulane	1961

BRONCOS ALL-TIME ROSTER, CONT.

O				
27	Tom Oberg	S	Portland State	1968-69
88	Riley Odoms	TE	Houston	1972-83
42	Muhammad Oliver	DB	Oregon	1992
58	Phil Olsen	C	Utah State	1975-76
76	Harold Olson	T	Clemson	1963-64
0	John Olszewski	FB	California	1962
66	Jim O'Malley	LB	Notre Dame	1973-75
24	Deltha O'Neal	CB	California	2000-01
91	Willie Oshodin	DE	Villanova	1993-95

P				
23	Chris Pane	DB	Chico State	1976-79
56	Don Parish	LB	Stanford	1972
60	Ernie Park	G	McMurray College	1967
60	Charlie Parker	G	Southern Mississippi	1965
1	Daren Parker	P	South Carolina	1992
74	Scott Parrish	T	Utah State	1976
24	Rick Parros	RB	Utah State	1981-84
12	Al Pastrana	QB	Maryland	1969-70
28	Tito Paul	CB	Ohio State	1998
88	Russell Payne	TE	Appalachian State	1987
71	Jack Peavey	OL	Troy State	1987
12	Craig Penrose	QB	San Diego State	1976-79
71	James W. Perkins	T	Colorado	1962-64
33/35	Lonnie Perrin	RB	Illinois	1976-78
60	Gerald Perry	G/T	Southern	1988-90
95	Michael Dean Perry	DT	Clemson	1995-97
33	Robert Perryman	FB	Michigan	1991-92
77	Anton Peters	T	Florida	1963
26	Lyle Pickens	DB	Colorado	1987
74	Evan Pilgrim	OL	Brigham Young	1999
95	Kavika Pittman	DE	McNeese State	2000-01
48	John Pitts	S	Arizona State	1973-75
82	Dave Pivec	TE	Notre Dame	1969
38	Bruce Plummer	DB	Mississippi State	1987-88, 1990
22	Bobby Ply	DB	Baylor	1967
21	Randy Polt	DB	Stanford	1975-77
47	David Poole	DB	Carson-Newman	1993
81	Keith Poole	WR	Arizona State	2001
34	Nathan Poole	RB	Louisville	1982-83, 1985, 1987
31	Kerry Porter	RB	Washington State	1990
23	Dickie Post	RB	Houston	1971
31	Darryl Pounds	CB	Nicholls State	2000
91	Warren Powers	DE	Maryland	1989-91
88	Eugene Prebola	E	Boston University	1961-63
23	Steve Preece	S	Oregon State	1972
46	Dave Preston	HB	Bowling Green	1978-83
11	Luke Prestridge	P	Baylor	1979-83
56	James Price	LB	Auburn	1964
25	Errol Prisby	DB	Cincinnati	1967
81	Mike Pritchard	WR	Colorado	1994-95
93	Trevor Pryce	DT	Clemson	1997-2001
83	John J. Pyeatt	HB	No college	1960

Q				
26	Frank Quayle	RB	Virginia	1969

R				
78	Bruce Radford	DE	Grambling	1979
10	Steve Ramsey	QB	North Texas State	1971-76
99	Montae Reagor	DE	Texas Tech	1999-2001
	Leo T. Reed	T	Colorado State	1961
32	Tony Reed	RB	Colorado	1981
74	Dan Remsberg	T	Abilene Christian	1986-87
40	Randy Rich	DB	New Mexico	1977
43	Bob Richardson	DB	UCLA	1966
99	David Richie	DT	Washington	1997
58	Frank Richter	LB	Georgia	1967-69
26	Larry Riley	DB	Salem College (W.V.)	1977
38	Reggie Rivers	RB	Southwest Texas State	1991-96
59	Joe Rizzo	LB	Merchant Marines	1974-80
48	Randy Robbins	DB	Arizona	1984-91
36	Frank Robinson	CB	Boise State	1992-93

94	Jeff Robinson	DE	Idaho	1993-96
95	Jeroy Robinson	LB	Texas A&M	1990
17	Matt Robinson	QB	Georgia	1980
77	Alden Roche	DE	Southern	1970
4	Ruben Rodriguez	P	Arizona	1992
68	William E. Roehnel	LB	Bradley	1961-62
73	Stan Rogers	T	Maryland	1975
35	David S. Rolle	FB	Oklahoma	1960-61
53	Bill Romanowski	LB	Boston College	1996-2001
42	Albert Romine	HB	Florence State	1960
81	Barry Rose	WR	Wisconsin-Stevens Point	1993
30	Oliver Ross	RB	Alabama A&M	1973-75
11	Tobin Rote	QB	Rice	1966
16	Tom Rouen	P	Colorado	1993-2001
33	Justin D. Rowland	HB	Texas Christian	1962
46	John Rowser	DB	Michigan	1974-76
11	T.J. Rubley	QB	Tulsa	1996
40	Martin Rudolph	DB	Arizona	1987
57	Mike Ruether	C	Texas	1988-89
58	Steve Russ	LB	Air Force	1997-2000
39	Darryl Russell	DB	Appalachian State	1987
85	Derek Russell	WR	Arkansas	1991-94
42	Leonard Russell	RB	Arizona State	1994
50	Jim Ryan	LB	William and Mary	1979-88
80	Tom Rychlec	E	American International	1963

S				
26	George Saimes	S	Michigan State	1970-72
74	Harvey Salem	T	California	1991
84	Clint Sampson	WR	San Diego State	1983-86
55	Glenell Sanders	LB	Louisiana Tech	1994
83	John Sawyer	TE	Southern Mississippi	1983-84
54	Ron Sbranti	LB	Utah State	1966
82	Robert Scarpitto	WR/P	Notre Dame	1962-67
67	Carl Schaukowitch	G	Penn State	1975
67	Steve Schindler	G	Boston College	1977-78
69	Mark Schlereth	G	Idaho	1995-2000
64	Mike Schnitker	G	Colorado	1969-74
74	Bill Schultz	T	Southern California	1995
84/86	John Schultz	WR	Maryland	1976-78
45	Lew Scott	DB	Oregon State	1966
76	Kirk Scrafford	T	Montana	1993-94
35	James H. Sears	H B	Southern California	1960-61
21	Goldie Sellers	DB	Grambling	1966-67
45	Jeff Severson	DB	Long Beach State	1975
30	Steve Sewell	RB/WR	Oklahoma	1985-92
65	Don Shackelford	G	Pacific	1964
75	Rick Sharp	T	Washington	1972
81/84	Shannon Sharpe	TE	Savannah State	1990-99
17	George H. Shaw	QB	Oregon	1962
45	Richard Shelton	CB	Liberty	1989
84	Rod Sherman	WR	Southern California	1972
88	Mike Sherrard	WR	UCLA	1996
75	Roger T. Shoals	T	Maryland	1971
63	Laval Short	DT	Colorado	1980
80	Jerry Simmons	WR	Bethune-Cookman	1971-74
51	Leon Simmons	LB	Grambling	1963
51	Mike Simone	LB	Stanford	1972-74
67	Jack M. Simpson	LB	Mississippi	1961
45	John Sklopan	HB	Southern Mississippi	1963
7/14	Milton (Mickey) Slaughter	QB	Louisiana Tech	1963-66
39	Tom Smiley	RB	Lamar Tech	1969
56	Aaron Smith	LB	Utah State	1984
55	Art Smith	LB	Hawaii	1980
26	Ben Smith	CB	Georgia	1994
20	Daniel Eugene Smith	HB	Northeast Oklahoma	1961
49	Dennis Smith	S	Southern California	1981-94
42	Detron Smith	FB	Texas A&M	1996-2001
14	Don Smith	G	Florida A&M	1967
75	Ed Smith	DE	Colorado College	1973-75
28	Elliott Smith	CB	Alcorn A&M	1990
72	Harold Smith	T	UCLA	1960
	Hugh B. Smith	E	Kansas	1962
47	James Smith	S	Utah State	1969
57	Matt Smith	LB	West Virginia	1987
65	Monte Smith	G	North Dakota	1989
90	Neil Smith	DE	Nebraska	1997-99
70	Paul Smith	DT/DE	New Mexico	1968-78

BRONCOS ALL-TIME ROSTER, CONT.

45	Perry Smith	DB	Colorado State	1980-81
80	Rod Smith	WR	Missouri Southern	1995-2001
32	Sammie Smith	RB	Florida State	1992
71	Willie Smith	G	Michigan	1960
84	Matt Snorton	TE	Michigan State	1964
70	Brian Sochia	NT/DE	Northwestern Oklahoma State	1991-92
39	Roland Solomon	CB	Utah	1981
51	Henry Sorrell	LB	Chattanooga	1967
33	Jimmy Spencer	CB	Florida	2000-01
78	Rich Stachowski	DE/NT	California	1983
62	Jerry N. Stalcup	LB	Wisconsin	1961-62
85	Tim Stallworth	WR	Washington State	1990
14	Scott Stankavage	QB	North Carolina	1984, 1986
46	Bruce Starling	HB	Florida	1963
23	Larry Steele	P	Santa Rosa	1974
19	Fred Steinfeld	K	Boston College	1979-81
36	James E. Stinnette	FB/LB	Oregon State	1961-62
21	Jesse Stokes	DB	Corpus Christi	1968
34	Don E. Stone	FB	Arkansas	1961-64
82	Otto Stowe	WR	Iowa State	1974
22	Robert J. Stransky	HB	Colorado	1960
63	David Strickland	T/G	Memphis State	1960
41	Deon Strother	RB	Southern California	1994
70	Dave Studdard	T	Texas	1979-88
72	Jerry G. Sturm	C/T/G	Illinois	1961-66
60	Nick Subis	G/C	San Diego State	1991
50	John Sullins	LB	Alabama	1992
46	Don Summers	TE	Boise State	1984-85
85	Jim Summers	DB	Michigan State	1967
35	Jason Suttle	CB	Wisconsin	1999-2000
25	Charles Swann	WR/DB	Indiana State	1994
80	Shane Swanson	WR	Nebraska	1987
74	Harry Swayne	T	Rutgers	1997-98
49	Neal Sweeney	FL	Tulsa	1967
51	Bob Swenson	LB	California	1975-79, 1981-83
23	Gene Sykes	DB	Louisiana State	1967
94	Jim Szymanski	DE	Michigan State	1990-91
T				
64	Ralph Tamm	G/C	West Chester	1995-96
98	Maa Tanuvasa	DE/DT	Hawaii	1995-2000
65	George Tarasovic	DE	Louisiana State	1967
41	Jerry L. Tarr	E	Oregon	1962
95	Alphonso Taylor	DT	Temple	1993
81	Kitrick Taylor	WR	Washington State	1993
87	Lionel T. Taylor	E	New Mexico Highlands	1960-66
70	Trey Teague	T	Tennessee	1998-2001
13	Steve Tensi	QB	Florida State	1967-70
84	Jim Thibert	LB	Toledo	1965
32	Calvin Thomas	RB	Illinois	1988
48	Earlie Thomas	DB	Colorado State	1975
26	Eric Thomas	CB	Tulane	1995
26	J. T. Thomas	S	Florida State	1982
82	Zach Thomas	WR/PR	South Carolina State	1983-84
53	Anthony Thompson	LB	East Carolina	1990
61	Arland Thompson	G	Baylor	1980
36	Bill Thompson	DB	Maryland State	1969-81
76	Broderick Thompson	T	Kansas	1995-96
77	Jim Thompson	DT	Southern Illinois	1965
4	Robert Thompson	WR	Youngstown State	1987
87	Cedric Tillman	WR	Alcorn State	1992-94
51	Dave Tobey	LB	Oregon	1968
68	Paul Tovlessi	DE	Marshall	(IR) 2001
61	Andre Townsend	DE/NT	Mississippi	1984-90
54/94	Keith Traylor	LB	Central State (Okla.)	1991-92, 1997-2000
20	Jerry Traynham	HB	Southern California	1961
9	David Treadwell	K	Clemson	1989-92
37	Steve Trimble	DB	Maryland	1981-83
18	Frank Tripucka	QB	Notre Dame	1960-63
91	Jeff Tupper	DL	Oklahoma	1987
55	Godwin Turk	LB	Southern	1976-78
35	Clem Turner	RB	Cincinnati	1970-72
15	Jim Turner	K	Utah State	1971-79
71	Melvin Tuten	T	Syracuse	1999-2000

23	Maurice Tyler	S	Morgan State	1973-74
72	Richard Tyson	G	Tulsa	1967
U				
67	Keith Uecker	T	Auburn	1982-83
80	Rick Upchurch	WR	Minnesota	1975-83
50	Artie Ulmer	LB	Valdosta State	1999
50	Olen Underwood	LB	Texas	1971
V				
42	Bill Van Heusen	WR/P	Maryland	1968-76
61	Bob Vaughan	G	Mississippi	1968
32	Tony Veland	S	Nebraska	1997
86	Chris Verhulst	TE	Chico State	1990
65	Lloyd Voss	T	Nebraska	1972
W				
37	Bob Wade	CB	Morgan State	1970
30	Clarence Walker	HB	Southern Illinois	1963
27	Denard Walker	CB	Louisiana State	2001
96	Kenny Walker	DE	Nebraska	1991-92
59	Brett Wallerstedt	LB	Arizona State	1994
56	Dave Washington	LB	Alcorn A&M	1971
56	Dave Washington	E	Southern California	1968
84	Gene Washington	WR	Michigan State	1973
97	Keith Washington	DE	Nevada-Las Vegas	2001
48	Lionel Washington	CB	Tulane	1995-96
95	Marvin Washington	DE	Idaho	1998
98	Ted Washington	NT	Louisville	1994
21	Chris Watson	CB	Eastern Illinois	1999
81	Steve Watson	WR	Temple	1979-87
54	Nate Wayne	LB	Mississippi	1998-99
14	Norris Weese	QB	Mississippi	1976-79
40	Ted Wegert	P	No college	1960
13	Jack Weil	P	Wyoming	1986
29	Bill West	CB	Tennessee State	1972
40/42	Charlie West	DB	Texas-El Paso	1978-79
20	Willie West	DB	Oregon	1964
89	Max Wettstein	E	Florida State	1966
83	Jim Whalen	TE	Boston College	1970-71
89	Andre White	TE	Florida A&M	1967
78	Jim White	DE	Colorado State	1976
79	Dave Widell	C/G	Boston College	1990-94
67	Doug Widell	G	Boston College	1989-92
47	Gerald Willhite	RB	San Jose State	1982-88
91	Alfred Williams	DE	Colorado	1996-99
90	Dan Williams	DE	Toledo	1993-96
	Harold Williams	HB	Miami (Ohio)	1961
29	Wandy Williams	RB	Hofstra	1969-70
85	Jeff Wilner	TE	Wesleyan (Conn.)	1995
56	Al Wilson	LB	Tennessee	1999-2001
48	Nemiah Wilson	DB	Grambling	1965-67
91	Troy Wilson	DE	Pittsburg State	1995
88	Sir Mawn Wilson	WR	Syracuse	1997
45	Steve Wilson	CB	Howard	1982-88
23	Sammy Winder	RB	Southern Mississippi	1982-90
72	Brandon Winey	T	Louisiana State	2001
55	Bryant Winn	LB	Houston	1987
16	Dick Wood	QB	Auburn	1962
54	Lee Woodall	LB	West Chester	2001
52	Ken Woodard	LB	Tuskegee Institute	1982-86
99	Ray Woodard	DE	Texas	1987
85	Chris Woods	WR	Auburn	1989
58	Jack Work	DB	Denver	1960
87	James Earl Wright	HB	Memphis State	1964
35/87	Jim Wright	TE	Texas Christian	1980-85
42	Lonnie Wright	DB	Colorado State	1966-67
20	Louis Wright	CB	San Jose State	1975-86
57/92	Dave Wyman	LB	Stanford	1993-95
Y				
76	William G. Yelverton	E	Mississippi	1960
65	Joseph A. Young	E	Arizona	1960-61
83	Michael Young	WR	UCLA	1989-92
60	Robert Young	G	Howard Payne	1966-70
Z				
46	Bob Zeman	DB	Wisconsin	1962-63
65	Gary Zimmerman	T	Oregon	1993-97

BRONCOS ALL-TIME ROSTER, CONT.

NUMBER OF PLAYERS PER SCHOOL

- 26 — Colorado
- 18 — Louisiana State, Oregon, Southern California
- 17 — Wisconsin
- 16 — Stanford
- 15 — Texas
- 14 — Georgia, Maryland, UCLA, Washington
- 13 — Colorado State, Nebraska
- 12 — Florida, Florida State, Mississippi, Notre Dame
- 11 — Arizona, Boston College, Houston, Michigan, Utah State
- 10 — California, San Diego State, Texas A&M
- 9 — Baylor, Michigan State, Minnesota, Ohio State, Tulane
- 8 — Arizona State, Auburn, Clemson, Florida A&M, Tennessee
- 7 — Oklahoma, Penn State, San Jose State, Tulsa
- 6 — Arkansas, Brigham Young, Duke, Grambling, Idaho, Kansas, Memphis State, Miami (Fla.), Oregon State, Southern Mississippi
- 5 — Cincinnati, Illinois, Louisville, Nevada-Las Vegas, Pittsburgh, Purdue, South Carolina, Southern, Utah, Virginia Tech, Washington State, Wyoming
- 4 — Alabama, Alcorn State/Alcorn A&M, Hawaii, North Carolina, Syracuse, Toledo, Virginia, Wichita State
- 3 — Bethune-Cookman, Georgia Tech, Louisiana Tech, McNeese State, Miami (Ohio), Mississippi State, Missouri, Morgan State, New Mexico, New Mexico State, Northern Arizona, Pacific, Temple, Texas Christian, Texas-El Paso, Texas Southern, Texas Tech, Wake Forest, West Virginia, Western Illinois
- 2 — Abilene Christian, Appalachian State, Boise State, Boston University, Bradley, Cal State Fullerton, Chico State, C.W. Post, Emporia State/Emporia College, Fresno State, Hofstra, Howard, Howard Payne, Iowa, Kansas State, Jacksonville State, Kentucky, Liberty, Long Beach State, Maine, Marshall, Montana, Montana State, New Hampshire, North Dakota, North Texas State, Pittsburg State, Richmond, Salem College, South Carolina State, Southwest Texas State, Tennessee State, Texas A&I, Texas-Arlington, Troy State, Villanova, Weber State, West Chester, West Texas State, William and Mary, Youngstown State
- 1 — Adams State, Air Force Academy, Alabama A&M, Allen, American International, Angelo State, Arkansas A&M, Arkansas AM&N, Arkansas State, Ball State, Bishop College, Bowling Green, Cal-Riverside, Cal-Santa Barbara, Carson-Newman, Central Michigan, Central State (Okla.), Chattanooga, Cheyney State, Colorado College, Compton JC, Corpus Christi, Delaware State, Delaware Valley, Delta State, Denver, Detroit, East Carolina, Eastern Illinois, Eastern Michigan, Eastern Montana, Eastern New Mexico, El Camino JC, Elizabeth City State, Elon, Evangel, Findlay, Florence State, Fort Valley, Heidelberg, Henderson State, Holy Cross, Humboldt State, Idaho State, Indiana State, Illinois State, Iowa State, Jackson State, James Madison, Kansas City, Kutztown, Lamar Tech, Maryland State, Massachusetts, McMurray College, Merchant Marines, Missouri Southern, Morris Brown, New Mexico Highlands, Nicholls State, Norfolk State, North Carolina A&T, North Carolina Central, North Carolina College, North Carolina State, North Dakota State, Northeast Louisiana, Northeast Oklahoma, Northern Colorado, Northern Iowa, Northwestern State (La.), Northwest Oklahoma State, Oklahoma State, Omaha, Pennsylvania, Plymouth State, Portland State, Rice, Rutgers, St. Augustine, Sam Houston State, San Fernando Valley, San Fernando State, Santa Clara, Santa Rosa, Savannah State, South Dakota State, Southern Illinois, Springfield, Stephen F. Austin, Sul Ross State, Tennessee-Martin, Texas State, Trinity (Conn.), Tuskegee, Valdosta State, Virginia Union, Wayne State, Wesleyan (Conn.), Western Carolina, Wisconsin-Stevens Point, Wisconsin-Whitewater, Xavier, Yankton.

Seven players did not attend college.

SERVICE

- 16 YEARS — John Elway 1983-98
- 14 YEARS — Tom Jackson 1973-86; Dennis Smith 1981-94
- 13 YEARS — Barney Chavous 1973-85; Paul Howard 1973-75, 1977-86; Ken Lanier 1981-92, '94; Bill Thompson 1969-81
- 12 YEARS — Tyrone Braxton 1987-93, '95-99; Billy Bryan 1977-88; Rubin Carter 1975-86; Karl Mecklenburg 1983-94; Riley Odoms 1972-83; Louis Wright 1975-86
- 11 YEARS — Simon Fletcher 1985-95; Steve Foley 1976-86; Paul Smith 1968-78
- 10 YEARS — Steve Atwater 1989-98; Randy Gradisher 1974-83; Vance Johnson 1985-93, '95; Fran Lynch 1967-76; Haven Moses 1972-81; Jim Ryan 1979-88; Shannon Sharpe 1990-99; Dave Studdard 1979-88
- 9 YEARS — Keith Bishop 1980, 1982-89; '95-97; Mike Current 1967-75; Rick Dennison 1982-90; Jason Elam 1993-2001; Mike Harden 1980-88; Rulon Jones 1980-88; Clarence Kay 1984-92; Greg Kragen 1985-93; Gary Kubiak 1983-91; Floyd Little 1967-75; Claudie Minor 1974-82; Tom Rouen 1993-2001; Jim Turner 1971-79; Rick Upchurch 1975-83; Billy Van Heusen 1968-76; Steve Watson 1979-87; Sammy Winder 1982-90
- 8 YEARS — Lyle Alzado 1971-78; Otis Armstrong 1973-80; Dwayne Carswell 1994-2001; Tom Glassic 1976-83; Glenn Hyde 1976-81; Larry Kaminski 1966-73; Keith Kartz 1987-94; Brison Manor 1977-84; Tom Nalen 1994-2001; Randy Robbins 1984-91; Steve Sewell 1985-92; Bob Swenson 1975-79; 1981-83
- 7 YEARS — Ray Crockett 1994-2000; Terrell Davis 1995-2001; Al Denson 1964-70; Pete Duranko 1967-70, 1972-74; Ron Egloff 1977-83; Larry Evans 1976-82; Goose Gonsoulin 1960-66; John Grant 1973-79; Charles Greer 1968-74; Harald Hasselbach 1994-2000; Mike Horan 1986-92; Jerry Inman 1966-71; Mark Jackson 1986-92; Rich Karlis 1982-88; Jon Keyworth 1973-79; Tim Lucas 1987-93; Rob Lytle 1977-83; Bobby Maples 1972-78; Ed McCaffrey 1995-2001; Joe Rizzo 1974-80; Rod Smith 1995-2001; Lionel Taylor 1960-66; Andre Townsend 1984-90; Gerald Willhite 1982-88; Steve Wilson 1992-88
- 6 YEARS — Michael Brooks 1987-92; Sam Brunelli 1966-71; Keith Burns 1994-98, 2000; Glenn Cadrez 1995-2000; Byron Chamberlain 1995-2000; Ken Criter 1969-74; Eldon Danenhauer 1960-65; George Goeddeke 1967-72; Richard Jackson 1967-72; Don Latimer 1978-83; Mike Lodish 1995-2000; Tommy Lyons 1971-76; John Mobley 1996-2001; Marv Montgomery 1971-76; Craig Morton 1977-82; Chip Myrtle 1967-72; Dave Prestton 1978-83; Steve Ramsey 1971-76; Reggie Rivers 1991-96; Bill Romanowski 1996-2001; Bob Scarpitro 1962-67; Mark Schlereth 1995-2000; Mike Schnitker 1969-74; Detron Smith 1996-2001; Jerry Sturm 1961-66; Maa Tanuvasa 1995-2000

BRONCOS ALL-TIME NUMERICAL ROSTER

All-Time Numerical Roster Notes

*Every jersey number has been worn at least once in franchise history.

Numbers Worn Just Once

#0	John Olszewski	FB	62
5	Brad Daluiso	K	92
9	David Treadwell	K	89-92
18	Frank Tripucka	QB	60-63

Players Who Have Worn Two Numbers

Chris Norman	P	# 1, 4
Cookie Gilchrist	RB	2, 30
Mickey Slaughter	QB	7, 14
John McCormick	QB	10, 11
John Hufnagel	QB	14, 16
Kevin Clark	DB	20, 27
Greg Lewis	RB	20, 41
Gerry Bussell	DB	21, 22
Darrien Gordon	CB	21, 23
KaRon Coleman	RB	21, 46
Roger Jackson	DB	25, 28
Wendell Hayes	HB	29, 33
Lonnie Perrin	RB	33, 35
Charlie West	DB	40, 42
Bobby Micho	RB	46, 87
Jim Fraser	LB	51, 55
Gordon Lambert	LB	51, 76
Randy Gradisher	LB	52, 53
Ken Criter	LB	53, 78
Keith Traylor	LB/DT	54, 94
Keith Burns	LB	55, 56
Jay Bachman	C	56, 65
Walter Highsmith	C	56, 65
Dave Wyman	LB	57, 92
Tim Lucas	LB	58, 59
Glenn Hyde	G	65, 67
Larry Cox	DT	66, 77
Ken Lanier	T	67, 76
Gordon Holz	DT	73, 74
Jack Mattox	T	76, 77
Winford Hood	G	74, 78
Jack Mattox	T	76, 77
Karl Mecklenburg	LB/DE	77, 97
Tony Kimbrough	WR	80, 82
Patrick Jeffers	WR	81, 82
Shannon Sharpe	WR	81, 84
Melvin Bonner	WR	82, 83
Rick Massie	WR	83, 85
John Schultz	WR	84, 86
Pat Kelly	TE	86, 87

BRONCOS ALL-TIME NUMERICAL ROSTER, 1960-2001

0	John Olszewski	FB	1962
1	Jason Elam	K	1993-2001
	Daren Parker	P	1992
	Chris Norman	P	1984-85
2	Steve Lindsey	K	2000
	Will Furrer	QB	1994
	Mike Horan	P	1986-92
	Alex Moore	RB	1968
	Joe DiVito	QB	1968
	Bob Humphreys	K	1967-68
	Cookie Gilchrist	FB	1965
3	Scott Bentley	K	1997, 2000
	Rich Karlis	K	1982-88
	Bobby Howfield	K	1968-70
	Billy Joe	FB	1963-64
4	Ruben Rodriguez	P	1992
	Chris Norman	P	1986

Robert Thompson	WR	1987	
Rick Duncan	K	1967	
5	Brad Daluiso	K	1992
6	Joe Nedney	K	2000
	Bubby Brister	QB	1997-99
	Ralph Giacommaro	P	1987
7	John Elway	QB	1983-98
	Craig Morton	QB	1977-82
	Mickey Slaughter	QB	1963-66
8	Todd Husak	QB	2001
	Jeff Lewis	QB	1996-97
	Tommy Maddox	QB	1992-93
	Gary Kubiak	QB	1983-91
9	David Treadwell	K	1989-92
10	Mark Herrmann	QB	1981-82
	Bucky Dilts	P	1977-78
	Steve Ramsey	QB	1971-76
	Jim Leclair	QB	1967-68
	John McCormick	QB	1963, 1965-66
11	Steve Beuerlein	QB	(IR) 2001
	Jeff Brohm	QB	1999
	T.J. Rubley	QB	1996
	Luke Prestridge	P	1979-83
	Bobby Anderson	HB	1970-73
	Tobin Rote	QB	1966
	John McCormick	QB	1968
12	Gus Frerotte	QB	2000-01
	Chris Miller	QB	1999
	Shawn Moore	QB	1992-93
	Ken Karcher	QB	1987-88
	Craig Penrose	QB	1976-79
	Charley Johnson	QB	1972-75
	Al Pastrana	QB	1969-70
	Gary Kroner	K	1965-67
13	Jack Weil	P	1986
	Don Horn	QB	1971-72
	Steve Tensi	QB	1967-70
14	Brian Griese	QB	1998-2001
	Bill Musgrave	QB	1995-96
	Dean May	QB	1987
	Scott Stankavage	QB	1984, 1986
	Norris Weese	QB	1976-79
	John Hufnagel	QB	1974
	Pete Liske	QB	1969-70
	Mickey Slaughter	QB	1963-66
	Don Smith	G	1967
	George Hunter Enis	QB	1962
	Skip Doyle	HB	1960
15	Mike Glendenden	K	1987
	Jim Turner	K	1971-79
	Marlin Briscoe	QB	1968
	Max Choboian	QB	1966
	Jacky Lee	QB	1964-65
	Philip Nugent	HB	1961
16	Tom Rouen	P	1993-2001
	Monte McGuire	QB	1987
	Jeff Knapple	QB	1980

BRONCOS ALL-TIME NUMERICAL ROSTER, CONT.

John Hufnagel	QB	1975	Gene Sykes	DB	1967
Mike Ernst	QB	1972	Goose Gonsoulin	DB	1960-66
Dick Wood	QB	1962			
George Herring	QB	1960-61			
17			24		
Jarious Jackson	QB	2000-01	Deltha O'Neal	CB	2000-01
Hugh Millen	QB	1994-95	Randy Fuller	CB	1994
Steve DeBerg	QB	1981-83	Wymon Henderson	CB	1989-91
Matt Robinson	QB	1980	Tony Boddie	RB	1986-87
Scotty Glacken	QB	1966-67	Rick Parros	RB	1981-84
George Shaw	QB	1962	Otis Armstrong	RB	1973-80
18			Butch Byrd	DB	1971
Frank Tripucka	QB	1960-63	Booker Edgerson	CB	1970
19			Phil Brady	S	1969
Fred Steinfort	K	1979-81	Willie Brown	DB	1963-66
Don Breaux	QB	1963	Donald Allen	FB	1960
20			25		
Delvin Hughley	CB	2001	Eric Davis	CB	2001
Tory James	CB	1996, 1998-99	Darrius Johnson	CB	1996-99
Greg Lewis	RB	1992	Charles Swann	DB	1994
Darryll Jones	DB	1987	Kip Corrington	S	1989-90
Kevin Clark	DB	1990-91	Roger Jackson	DB	1987
Louis Wright	CB	1975-86	Daniel Hunter	CB	1985-86
Charles Greer	DB	1968-74	Haven Moses	WR	1972-81
Billy Ray Fletcher	E	1966	Ted Alflen	RB	1969
Willie West	DB	1964	Errol Prisby	DB	1967
Tommy Minter	HB	1962	26		
Daniel E. Smith	HB	1961	Eric Brown	S	1998-2001
Jerry Traynham	HB	1961	Tim McKyer	CB	1997
Henry Bell	HB	1960	Eric Thomas	CB	1995
21			Ben Smith	CB	1994
KaRon Coleman	RB	2001	Chris Hale	DB	1993
Chris Watson	CB	1999	Bobby Humphrey	RB	1989-91
Darrien Gordon	CB	1998	Lyle Pickens	DB	1987
Randy Hilliard	CB	1994-97	Chris Brewer	RB	1984
Le-Lo Lang	CB	1990-93	J.T. Thomas	DB	1982
Earl Johnson	DB	1987	Larry Riley	DB	1977
Myron Dupree	CB	1983	Calvin Jones	CB	1973-76
Randy Polt	DB	1975-77	George Saimes	S	1970-72
Randy Montgomery	CB	1971-73	Darrell Lester	FB	1965-66
Bobby Burnett	RB	1969	Tommy Janik	DB	1963-64
Tommy Luke	LB	1968	Frank Quayle	RB	1969
Jesse Stokes	DB	1968	Don Coffey	E	1963
Goldie Sellers	DB	1966-67	27		
Gerry Bussell	DB	1965	Denard Walker	CB	2001
Eugene Mingo	HB	1960-64	Terrell Buckley	CB	2000
22			Steve Atwater	S	1989-98
Olandis Gary	RB	1999-2001	Kevin Clark	DB	1987-88
Vaughn Hebron	RB	1996-98	Maurice Harvey	DB	1978, 80
Glyn Milburn	RB	1993-95	Tom Oberg	S	1968-69
Alton Montgomery	S	1990-93	Charlie Mitchell	HB	1963-67
Tony Lilly	S	1984-87	28		
Aaron Kyle	DB	1980-82	Kenoy Kennedy	S	2000-01
Steve Haggerty	DB	1975	Tito Paul	CB	1998
Fran Lynch	HB	1967-76	Clifford Hicks	CB	1995
Bobby Ply	DB	1967	Butler By'not'e	RB	1994
Gerry Bussell	DB	1965	Gaston Green	RB	1991-92
Elihu (Buddy) Allen	HB	1961	Elliot Smith	CB	1990
David Ames	HB	1961	Jeremiah Castille	CB	1987-88
Bob Stransky	HB	1960	Scott Caldwell	RB	1987
23			Roger Jackson	DB	1982-85
Willie Middlebrooks	CB	2001	Cornell Gorden	CB	1970-72
Jason Moore	S	1999	Jack Lentz	S	1967-68
Darrien Gordon	CB	1997	Abner Haynes	HB	1965-66
Ronnie Bradford	CB	1993-95	Billy Atkins	DB	1964
Sammy Winder	RB	1982-90	Bobby Gaiters	HB	1963
Chris Pane	DB	1976-79	29		
Billy Hardee	CB	1976	Howard Griffith	FB	1997-2001
Alfred Haywood	RB	1975	Aaron Craver	RB	1995-96
George Hoey	DB	1975	Charles Dimry	CB	1991-93
Larry Steele	P	1974	Darren Carrington	DB	1989
Maurice Tyler	S	1973-74	Warren Marshall	RB	1987
Steve Preece	S	1972	Wilbur Myers	S	1983
Dickie Post	RB	1971	Bernard Jackson	DB	1977-80
Drake Garrett	DB	1968-70	Bill West	CB	1972
			Wandy Williams	RB	1969-70
			Wendell Hayes	HB	1965

30			Tim Hauck	S	1995-96
Terrell Davis	RB	1995-2001	Kevin Guidry	CB	1988
Steve Sewell	RB	1985-92	Steve Fitzhugh	DB	1987
Jim Jensen	RB	1977, 1979-80	Steve Trimble	DB	1981-83
Oliver Ross	RB	1973-75	Bob Wade	CB	1970
Cookie Gilchrist	RB	1967	38		
Hewritt Dixon	FB	1963-65	Mike Anderson	RB	2000-01
Clarence Walker	HB	1963	Reggie Rivers	RB	1991-96
31			Bruce Plummer	DB	1987-88, 1990
Darryl Pounds	CB	2000	Ben Norman	RB	1980
Derek Loville	RB	1997-99	39		
Rondell Jones	S	1993-96	Ray Crockett	CB	1994-2000
Victor Jones	RB	1992	Robert Delpino	RB	1993
Kerry Porter	RB	1990	Darryl Russell	DB	1987
Mike Harden	CB	1980-88	Tommie Smiley	DB	1969
Zachery Dixon	RB	1979	Jesse Myles	RB	1983-84
Mike Franckowiak	RB	1975-76	Roland Solomon	CB	1981
Bo Hickey	FB	1967	40		
32			Dale Carter	CB	1999
Billy Jenkins	S	2000-01	Darryl Hall	S	1993-94
Tony Veland	S	1997	Jeff Alexander	RB	1989, 1992
Sammie Smith	RB	1992	Martin Rudolph	DB	1987
Melvin Bratton	RB	1989-90	Charlie West	DB	1978-79
Calvin Thomas	RB	1988	Randy Rich	DB	1977
Joe Dudek	RB	1987	Jack Gehrke	WR	1971
Leonard Jones	DB	1987	Grady Cavness	CB	1969
Tony Reed	RB	1981	Ron Lamb	FB	1968
Jon Keyworth	RB	1974-80	Brendon McCarthy	FB	1968-69
Dick Davis	RB	1970	Paul Carmichael	HB	1965
Garrett Ford	FB	1968	Jay Dale Evans	HB	1961
Mike Kellogg	FB	1966-67	Albert Carmichael	HB	1960-61
33			Ted Wegert	FB	1960
Jimmy Spencer	CB	2000-01	41		
John Avery	RB	1999	Deon Strother	RB	1994
Dedrick Dodge	S	1997	Greg Lewis	RB	1991
Rod Bernstine	RB	1993-95	Rob Lytle	RB	1977-83
Robert Perryman	FB	1991-92	Leroy Mitchell	CB	1971-73
Tony Dorsett	RB	1988-89	Eric Crabtree	FL	1966-68
Gene Lang	RB	1984-87	George Burrell	S	1969
Lawrence McCutcheon	RB	1980	Jerry Tarr	E	1962
Lonnie Perrin	RB	1976	Bob McNamara	HB	1960-61
Jim Kiick	RB	1976-77	42		
Joe Dawkins	RB	1971-73	Detron Smith	FB	1996-2001
Willis Crenshaw	FB	1970	Leonard Russell	RB	1994
Hub Lindsey	QB	1968	Muhammad Oliver	CB	1992
Wendell Hayes	HB	1966-67	Charlie West	DB	1978
Justin Rowland	HB	1962	Billy Van Heusen	WR	1968-76
Fred Bukaty	FB	1961	Lonnie Wright	DB	1966-67
Pete Mangum	LB	1960	Odell Barry	HB	1964-65
34			Al Frazier	HB	1961
Raymond Harris	RB	2000	Albert Romine	HB	1960
Tyrone Braxton	DB	1987-93, 1995-99	43		
Nathan Poole	RB	1982-83, 1985, 1987	Derrick Clark	RB	1994
Gus Holloman	DB	1968-69	Steve Foley	DB	1976-86
Don Stone	FB	1961-64	Lonnie Hepburn	CB	1974
Hardy Brown	LB	1960	Pete Jaquess	DB	1967-70
35			Bob Richardson	DB	1966
Jason Suttle	CB	1999-2000	Charles Marshall	HB	1962
John Granby	DB	1992	John Nocera	CB	1963
Blake Ezor	RB	1990	Frank Bernardi	DB	1960
Ken Bell	RB	1986-89	44		
Larry Canada	FB	1978-79, 1981	Floyd Little	HB	1967-75
Lonnie Perrin	RB	1977-78	Miller Farr	DB	1965
Clem Turner	RB	1970-72	45		
Henry Jones	RB	1969	Gary Downs	RB	1995
James Wright	HB	1964	Richard Shelton	CB	1989
Richard Dickinson	FB	1962-63	Steve Wilson	CB	1982-88
Jim Sears	HB	1961	Perry Smith	DB	1980-81
Dave Rolle	FB	1960	Jeff Severson	LB	1975
36			Bill Laskey	DB	1973-75
Frank Robinson	CB	1992-93	Tom Cassese	DB	1967
Mark Haynes	CB	1986-89	Lew Scott	DB	1966
Billy Thompson	DB	1969-81	Jim McMillin	HB	1964-65
Jim Stinnette	FB	1961-62	John Sklopan	DB	1963
Red Brodnax	FB	1960	46		
37			KaRon Coleman	RB	2000
Tony Carter	FB	2001	Bobby Micho	RB	1986
Anthony Lynn	RB	1993, 1997-99			

BRONCOS ALL-TIME NUMERICAL ROSTER, CONT.

Bruce Starling	HB	1963
Dave Preston	HB	1978-83
John Rowser	DB	1974-76
Terry Erwin	HB	1968
Jim Summers	DB	1967
John Griffin	HB	1964-66
Norman Bass	DB	1964
Bob Zeman	DB	1962-63
Hardy Brown	LB	1960

47		
Darius Clark	S	2000-01
David Poole	DB	1993
Gerald Willhite	RB	1982-88
George Atkinson	DB	1979
Tony Harris	WR	1972
Paul Martha	S	1970
James Smith	S	1969
John McGeever	DB	1962-65

48		
George Coghill	S	1998-2001
Lionel Washington	CB	1995-96
Randy Robbins	DB	1984-91
Earlie Thomas	DB	1975
John Pitts	S	1973-75
Dale Hackbart	S	1973
Herman Lewis	DE	1968
Nemiah Wilson	DB	1965-67

49		
Matt Dominguez	TE	2001
Dennis Smith	S	1981-94
Alvin Mitchell	S/WR	1970
Neal Sweeney	FL	1967
Glenn Glass	DB	1966

50		
Ben Hamilton	C	2001
Artie Ulmer	LB	1999
Jon Hesse	LB	1997
Ray Jacobs	LB	1994-95
John Sullins	LB	1992
Jim Ryan	LB	1979-88
Bobby Maples	C	1972-78
Olen Underwood	LB	1971
Carl Cunningham	LB	1967-70
Jerry Hopkins	LB	1963-66
Pat Lamberti, Jr.	E	1961

51		
John Mobley	LB	1996-2001
Mike Croel	LB	1991-94
Marc Munford	LB	1987-90
Bob Swenson	LB	1975-79, 1981-83
Mike Simone	LB	1972-74
Bill Butler	LB	1970
Tim Casey	LB	1969
Gordon Lambert	LB	1969
Dave Tobey	LB	1968
Henry Sorrell	LB	1967
Eugene Jeter	LB	1965-67
Jim Fraser	LB	1964
Leon Simmons	LB	1963
Lee (Mike) Nichols	C	1960-61

52		
Ian Gold	LB	2000-01
David Bowers	LB	1999
Dave Garnett	LB	1995
Richard Harvey	LB	1994
Jeff Mills	LB	1990-93
Ken Woodard	LB	1982-86
Dan MacDonald	LB	1987
Greg Bracelin	LB	1980
Mike Montler	C	1977
Randy Gradishar	LB	1974-75
Ray Kubala	C	1964-67
Frank Jackunas	C	1963
James Barton	C	1961-62
Frank Kuchta	C	1960

53			
Bill Romanowski	LB	1996-2001	
Danté Jones	LB	1995	
Anthony Thompson	LB	1990	
Randy Gradishar	LB	1976-83	
Ken Criter	LB	1971-74	
Roger LeClerc	C	1967	
Don Gulseth	LB	1966	
Tom Erlandson	LB	1962-65	
Bob Hudson	LB	1960-61	

54			
Lee Woodall	LB	2001	
Nate Wayne	LB	1998-99	
Britt Hager	LB	1995-96	
Mitch Donahue	LB	1993-94	
Keith Traylor	LB	1991-92	
Keith Bishop	C	1980, 1982-89	
Richard Baska	LB	1976-77	
Mike Lemon	LB	1975	
Ralph Cindrich	LB	1974	
Chip Myrtle	LB	1967-72	
Ron Sbranti	LB	1966	
Ed Cummings	LB	1965	
Larry Jordan	LB	1964	
Ed (Wahoo) McDaniel	LB	1961-63	

55			
Keith Burns	LB	2000-01	
Ken Brown	LB	1995	
Glenell Sanders	LB	1994	
John Kacherski	LB	1992	
Rick Dennison	LB	1982-90	
Bryant Winn	LB	1987	
Art Smith	LB	1980	
Ken Brown	C	1979	
Godwin Turk	LB	1976-78	
Pete Duranko	DE	1967-70, 1972-74	
Archie Matsos	LB	1966	
Marv Matuszak	LB	1964	
Jim Fraser	LB	1962-63	

56			
Al Wilson	LB	1999-2001	
Keith Burns	LB	1994-98	
Michael Brooks	LB	1987-92	
Mike Knox	LB	1987	
Aaron Smith	LB	1984	
Larry Evans	LB	1976-82	
Ray May	LB	1973-75	
Don Parish	LB	1972	
Dave Washington	LB	1971	
Jay Bachman	C	1969-70	
Walter Highsmith	E	1968	
Dave Washington	E	1968	
Dave Behrman	C	1967	
John Bramlett	LB	1965-66	
Jim Price	LB	1964	

57			
Allen Aldridge	LB	1994-97	
Dave Wyman	LB	1993	
Mark Murray	LB	1991	
Ty Allert	LB	1990	
Mike Ruether	C	1988-89	
Matt Smith	LB	1987	
Tom Jackson	LB	1973-86	
Bob Geddes	LB	1972	
Fred Forsberg	LB	1968, 1970-73	
John Huard	LB	1967-69	

58			
Steve Russ	LB	1997, 1999-2000	
Elijah Alexander	LB	1992-95	
Scott Curtis	LB	1989-90	
Tim Lucas	LB	1987	
Steve Busick	LB	1981-85	
Rob Nairne	LB	1977-80	
Phil Olsen	C	1975-76	
Tom Graham	LB	1973-74	
Bill McKoy	LB	1970-72	

Frank Richter	LB	1967-69
Jack Work	LB	1960

59		
Glenn Cadrez	LB	1995-2000
Brett Wallerstedt	LB	1994
Tim Lucas	LB	1987-93
Kirk Dodge	LB	1987
Darren Comeaux	LB	1982-86
Mark Merrill	LB	1981-82
Joe Rizzo	LB	1974-80
Larry Kaminski	C	1966-73

60		
K.C. Jones	C	1998-2000
Joe Burch	C	1994
Nick Subis	G	1991
Gerald Perry	G	1988-90
Paul Howard	G	1973-75, 1977-86
Bob Young	G	1966-70
Ernie Park	G	1966
Charlie Parker	G	1965
Ken Adamson	G	1960-62

61		
Eric Floyd	G	1995
Bob Meeks	G	1992-94
Andre Townsend	DE	1984-90
Arland Thompson	G	1980
Tom Lyons	G	1971-76
Bob Vaughan	G	1968
Bill Keating	DT	1966-67
Charles Gavin	DE	1960-63

62		
Dan Neil	C/G	1997-2001
Jeff Davidson	G	1990-92
Mike Freeman	G	1984, 1986-87
Tom Glassic	G	1976-83
Brian Goodman	G	1975
Jerry Inman	DT	1966-71
Ernie Barnes	G	1963-64
Jerry Stalcup	LB	1961-62
Jim Elfrid	LB	1961
Vaughn (Buddy) Alliston	LB	1960
Jack Davis	T	1960

63		
David Diaz-Infante	G/C	1996-98, 2001
Richard Mercier	G	2000
Sean Farrell	G	1990-91
Mark Cooper	G	1983-87
Laval Short	DT	1980
John Grant	DE	1973-79
Dave Costa	DT	1967-71
Melwood Guy	G	1961-62
Dave Strickland	G	1960

64		
Lennie Friedman	G	2000-01
Ralph Tamm	G/C	1995-96
Jon Melander	G/T	1993-94
Scott Beavers	G	1990
Billy Bryan	C	1977-88
Harvey Goodman	C	1976
Mike Schnitker	G	1969-74
George Gaiser	T	1968
Sam Brunelli	G	1967
John Hohman	G	1965-66
Bud McFadin	DT	1960-63

65		
Cooper Carlisle	T	200-01
Gary Zimmerman	T	1993-97
Monte Smith	G	1989
Walt Bowyer	DE	1983-84, 1987-88
Glenn Hyde	G	1976-81
LeFrancis Arnold	G/C	1974
Lloyd Voss	T	1972
Jay Bachman	C	1968, 1970-71
Walter Highsmith	C	1969
George Tarasovic	DE	1967
Don Shackelford	G	1964
John Denvir	G	1962
Joe Young	E	1960-61

66		
Tom Nalen	C	1994-2001
Chuck Johnson	T	1992-93
Jim Juriga	T	1988-90
Scott Garnett	NT	1984
Brison Manor	DE	1977-84
Jim O'Mally	LB	1973-75
Bill Cottrell	G	1972
Larry Cox	DT	1966-67
John Cash	E	1961-62

67		
Mark Campbell	DT	1996
Ken Lanier	T	1994
Doug Widell	G	1989-92
John Ayers	G	1987
Dean Miraldi	T	1985
Glenn Hyde	G	1984-85
Keith Uecker	T	1982-83
Steve Schindler	G	1977-78
Carl Schaukowitz	G	1975
George Goeddeke	G	1967-72
Robert McCullough	G	1962-65
Jack Simpson	LB	1961
John Hatley	T	1960

68		
Paul Toviessi	DE	(IR) 2001
Reggie McElroy	T	1995-96
Russell Freeman	T	1992-94
Crawford Ker	G	1991
Brad Henke	DE	1989
Larry Lee	C	1987
Rubin Carter	DT	1975-86
Larron Jackson	G	1971-74
Steve Alexakos	G	1970
Sam Brunelli	G	1966
Tom Nomina	T	1963-65
Bill Roehneit	LB	1961-62
Gary Crane	LB	1969
Ron McLean	DL	1967

69		
Michael Moore	G	2001
Mark Schlereth	G	1995-2000
Darrell Hamilton	T	1989-91
David Jones	OL	1987
Tony Colorito	NT	1986

70		
Trey Teague	T	1998-2001
Jamie Brown	T	1995-97
Brian Sochia	NT/DE	1991-92
Dave Studdard	T	1979-88
Paul Smith	DT	1968-78
Charlie Janerette	DT	1964-65
Donald King	E	1960

71		
Melvin Tuten	T	1999-2000
Greg Kragen	NT	1985-93
Jack Peavey	OL	1987
Claudie Minor	T	1974-82
Wallace Dickey	T	1968-69
Jim Perkins	T	1962-64
Art Hauser	T	1961
Willie Smith	G	1960

72		
Brandon Winey	T	2001
Ernest Jones	DE	1996-97
Keith Kartz	C	1987-94
Marsharne Graves	T	1984
Don Latimer	DT	1978-83
Wayne Hammond	DT	1976
Bob Kampa	DT	1974
Sam Brunelli	G	1968-71
Richard Tyson	G	1967
Jerry Sturm	C	1961-66

73		
Cyron Brown	DE	1998-99
Scott Adams	T	1997
Simon Fletcher	LB	1985-95
Kevin Belcher	T	1987

BRONCOS ALL-TIME NUMERICAL ROSTER, CONT.

Shawn Hollingsworth	T	1983
Kelvin Clark	T	1979-81
Henry Allison	T	1977
Martin Imhof	DE	1976
Stan Rogers	T	1975
Mike Askea	T	1973
Walter Barnes	DE	1969-71
Pat Matson	G	1966-67
Issac Lassiter	E	1962-64
Robert Konovsky	E	1961
Gordon Holz	DT	1960

74		
Evan Pilgrim	OL	1999
Harry Swayne	T	1997-98
Bill Schultz	T	1995
Harvey Salem	T	1991
Bill Lobenstein	DL	1987
Dan Remsberg	T	1986-87
Winford Hood	G	1984-85
Jerry Baker	T	1983
Andy Maurer	T	1977
Scott Parrish	OT	1976
Mike Current	T	1967-75
Lee Bernet	T	1965-66
Frank Atkinson	DE	1964
Gordon Holz	DT	1960-63

75		
Brian Habib	T	1993-97
Rulon Jones	DE	1980-88
Kit Lathrop	DE	1979
Bill Bain	T	1976, 1978
Ed Smith	DE	1973-75
Rick Sharp	T	1972
Roger Shoals	DE	1971
Rex Mirich	DE	1967-69
Eldon Danenhauer	T	1960-65

76		
Broderick Thompson	T	1995-96
Kirk Scrafford	T	1993-94
Ken Lanier	T	1981-92
Tom Neville	T	1978
Randy Moore	DT	1976
Tom Drougas	T	1974
Steve Coleman	DE	1974
Tom Dornes	DT	1971-72
Gordon Lambert	LB	1968
Bob Breitenstein	T	1965-67
Harold Olson	T	1963-64
Jack Mattox	E	1961
William Yelverton	E	1960
William Danenhauer	E	1960

77		
Tony Jones	T	1997-2000
Karl Mecklenburg	LB	1983-94
Greg Boyd	DE	1980-82
Lyle Alzado	DE	1971-78
Alden Roche	DE	1970
Larry Cox	DT	1968
Jim Thompson	DT	1965
Dick Guesman	T/K	1964
Anton Peters	T	1963
Jack Mattox	T	1962
Carl James Larpenter	G	1960-61

78		
Matt Lepsis	T	1998-2001
Larry Jackson	DE	1995
Don Maggs	T	1993-94
Archie Harris	OL	1987
Winford Hood	G	1986-88
Rich Stachowski	DE	1983
Brian Clark	T	1982
Bruce Radford	DE	1979
Marv Montgomery	T	1971-76
Ken Criter	LB	1969-70
Jim White	DE	1976
Tom Cichowski	T	1968-69
Marvin Davis	DT	1966
Leroy Moore	DE	1964-65

79		
Steve Herndon	G	2001
Chris Banks	G	1998-99
Jumpy Geathers	DT	1996
Dave Widell	G	1990-94
Stefan Humphries	DE	1987-88
Barney Chavous	DE	1973-85
Carter Campbell	DE	1971
John Gonzaga	G	1966

80		
Rod Smith	WR	1995-2001
Tony Kimbrough	WR	1993-94
Mark Jackson	WR	1986-92
Shane Swanson	WR	1987
Ray Alexander	WR	1984
Rick Upchurch	WR	1975-83
Jerry Simmons	WR	1971-74
Tom Buckman	TE	1969
Jimmy Jones	WR	1968
Dan LaRose	DE	1966
Ed Cooke	DE	1964-65
Ron Nery	E	1963
Tom Rychlec	E	1963

81		
Keith Poole	WR	2001
Andre Cooper	WR	1999-2000
Patrick Jeffers	WR	1997
Todd Kinchen	WR	1996
Mike Pritchard	WR	1994-95
Barry Rose	WR	1993
Kitrick Taylor	WR	1993
Shannon Sharpe	WR	1990-91
Steve Watson	WR	1979-87
Bob Adams	TE	1975
Billy Masters	TE	1970-74
Max Leetzow	DE	1965-66
Bill Jessup	E	1960

82		
Kevin Kasper	WR	2001
Billy Miller	WR/TE	1999-2000
Marcus Nash	WR	1998-99
David Gamble	WR	1997
Patrick Jeffers	WR	1996
Vance Johnson	WR	1985-93, 1995
Melvin Bonner	WR	1994
Tony Kimbrough	WR	1993
Laron Brown	WR	1987
Zach Thomas	WR	1983-84
Oriando McDaniel	WR	1982
Larry Brunson	WR	1980
Jack Dolbin	WR	1975-79
Otto Stowe	WR	1974
Dwight Harrison	WR	1971-72
Dave Pivec	TE	1969
Robert Scarpitto	WR/P	1962-67

83		
Scottie Montgomery	WR	2001
Travis McGriff	WR	1999-2001
Justin Armour	WR	1998
Willie "Flipper" Anderson	WR	1997
Anthony Miller	WR	1994-96
Melvin Bonner	WR	1993
Michael Young	WR	1989-92
Sam Graddy	WR	1987-88
Rick Massie	WR	1987
John Sawyer	TE	1983-84
Wade Manning	WR	1981-82
Jim Whalen	TE	1970-71
Ray Jacobs	DT	1963-66
Don Joyce	E	1962
John Pyeatt	HB	1960

84		
Chris Cole	WR	2000-01
Shannon Sharpe	TE	1992-99
Ricky Nattiel	WR	1987-91
Clint Sampson	WR	1983-86
Vince Kinney	WR	1978-79

John Schultz	WR	1976-77
Gene Washington	WR	1973
Rod Sherman	WR	1972
Mike Haffner	E	1968-70
Lou Andrus	LB	1967
Jason Franci	E	1966
Jim Thibert	LB	1965
Matt Snorton	TE	1964
Jack Hill	HB	1961
Albert Day	T	1960

85		
Phil McGeoghan	WR	2001
Eddie Kennison	WR	2001
Chafie Fields	WR	2000
Robert Brooks	WR	2000
Chris Doering	WR	1999
Willie Green	WR	1997-98
Jeff Wilner	TE	1995
Derek Russell	WR	1991-94
Tim Stallworth	WR	1990
Chris Woods	WR	1989
Rick Massie	WR	1987-88
Joey Hackett	TE	1986
Mike Barber	TE	1985
Don Summers	TE	1984-85
Ron Egloff	TE	1977-83
John Mosier	TE	1971
Tom Beer	TE	1967-69
Larry Jordan	LB	1962
James Greer	E	1960

86		
Patrick Hape	TE	2001
Byron Chamberlain	TE	1995-2000
Jeff Campbell	WR	1994
Arthur Marshall	WR	1992-93
Barry Johnson	WR	1991
Chris Verhulst	TE	1990
Pat Kelly	TE	1988
Mitch Andrews	TE	1987
Butch Johnson	WR	1984-85
Dean Barnett	TE	1983
Emery Moorehead	WR	1980
John Schultz	WR	1978
Marv Frazier	WR	1973-75
Jim Krieg	WR	1972
Jerry Hendren	WR	1970
Bobby Moten	TE	1968
Stan Fanning	DE	1964
Don Carothers	E	1960

87		
Ed McCaffrey	WR	1995-2001
Cedric Tillman	WR	1992-94
Paul Green	TE	1989
Pat Kelly	TE	1989
Jason Johnson	WR	1988
Bobby Micho	RB	1986-87
Jim Wright	TE	1980-85
Mike Lodish	DE	1995-2000
Bill Larson	TE	1980
Bob Moore	TE	1978
Boyd Brown	TE	1974-76
John Hoffman	DE	1972
Rich Jackson	DE	1967-72
Lionel Taylor	E	1960-66

88		
Desmond Clark	TE	1999-2001
Sir Mawn Wilson	WR	1997
Mike Sherrard	WR	1996
Jerry Evans	TE	1993-95
Russell Payne	TE	1987
Clarence Kay	TE	1984-91
Riley Odoms	TE	1972-83
Al Denson	FL	1964-70
Eugene Prebola	E	1961-63
Pat Epperson	E	1960

89		
Dwayne Carswell	TE	1994-2001
Reggie Johnson	TE	1991-93
Kerry Locklin	TE	1987
Orson Mobley	TE	1986-90
Keli McGregor	TE	1985
Dave Logan	WR	1984

Clay Brown	TE	1983
Gordon Bowdell	WR	1971
John Embree	WR	1969-70
Andre White	TE	1967
Max Wettstein	E	1966
Gary Henson	E	1964
Bill Groman	HB	1963
Kenneth Carpenter	E	1960

90		
Jerry Johnson	DT	2000-01
Neil Smith	DE	1997-99
Dan Williams	DE	1993-96
Ron Holmes	DE	1989-92
Freddie Gilbert	DE	1986-88

91		
Chester McGlockton	DT	2001
Alfred Williams	DE	1996-99
Troy Wilson	DE	1995
Willie Oshodin	DE	1992-95
Warren Powers	DE	1989-91
Jeff Tupper	DL	1987

92		
Bertrand Berry	DE	2001
Lester Archambeau	DE	2000
Dave Wyman	LB	1994-95
Ron Geater	DE	1992
Alphonso Carreker	DE	1989, 91

93		
Trevor Pryce	DT	1997-2001
James Jones	DE	1995
Ronnie Haliburton	LB	1990-92

94		
Leon Lett	DT	2001
Keith Traylor	DT	1997-2000
Jeff Robinson	DE	1993-96
Jim Szymanski	DE	1991-92

95		
Kavika Pittman	DE	2000-01
Paul Grasmanis	DT	1999
Marvin Washington	DE	1998
Michael Dean Perry	DT	1995-97
Alphonso Taylor	DT	1993
Jeroy Robinson	LB	1990
Steve Bryan	DE	1987-88
Tim Joiner	LB	1987

96		
Harald Hasselbach	DE	1994-2000
Kenny Walker	DE	1991-92
Jake McCullough	DE	1989-90

97		
Keith Washington	DE	2001
Mike Lodish	DE	1995-2000
Darren Drodzov	DT	1993-94
Karl Mecklenburg	LB	1992*
Bruce Klostermann	LB	1987-89

*wore #97 for one game, at Los Angeles (11/22/92)

98		
Reggie Hayward	DE	2001
Maa Tanuvasa	DT/DE	1995-2000
Ted Washington	NT	1994
Ricky Hunley	LB	1984-87

99		
Montae Reagar	DE	1999-2001
Seth Joyner	LB	1998
David Richie	DT	1997
Shane Dronett	DT	1992-95
David Galloway	DE	1990
Shawn Knight	NT	1988
Ray Woodard	DE	1987

Players Whose Numbers Not Available		
Leo Reed	T	1961
Harold Smith	T	1960
Hugh Smith	E	1962
Harold Williams	HB	1961

HISTORICAL HIGHLIGHTS

1959

AUGUST 14 — First American Football League organizational meeting held in Chicago. Denver, with Bob Howsam as its principal owner, named as a charter member along with New York, Dallas, Los Angeles, Minneapolis and Houston. **NOVEMBER 22** — First player selection draft held through 32 rounds. Denver's first pick is Roger LeClerc, center, Trinity. **DECEMBER 1** — Dean Griffing named general manager of the Broncos.

1960

JANUARY 1 — Frank Filchock named first head coach of the Broncos. **JANUARY 30** — Denver placed in AFL's western division with Dallas, Oakland and Los Angeles. **JULY** — First Bronco training camp opens at Colorado School of Mines. **SEPTEMBER 9** — After losing all five pre-season games, the Broncos become the first AFL victor when they defeat the Patriots in Boston in history's first AFL game, 13-10. Attendance — 21,597. **OCTOBER 2** — Broncos play first home game in Bears Stadium, defeat Oakland, 31-14, before crowd of 18,372. **DECEMBER** — Offensive End Lionel Taylor, Defensive Tackle Bud McFadin and Safety Goose Gonsoulin all named to first official all-AFL team.

1961

MAY 26 — Bob and Lee Howsam, original principal owners of the Broncos, sell their stock to a new syndicate headed by Cal Kunz and Gerry Phipps. **JUNE 1** — Cal Kunz named president and operating head of Empire Sports. **DECEMBER** — Lionel Taylor sets professional record with 100 pass receptions for season. Taylor and Bud McFadin named to all-AFL team. **DECEMBER** — Frank Filchock released as Broncos head coach.

1962

FEBRUARY 1 — Jack Faulkner hired as Broncos head coach. **JULY 1** — Dean Griffing released as Broncos general manager. Faulkner named to dual post as head coach and general manager. **JULY** — Public burning ceremony of Broncos' notorious vertically striped socks at Broncos' intra squad game. **DECEMBER** — Jack Faulkner named coach of the year in AFL. Gene Mingo set professional field goal record of 27 in a season. Eldon Danenhauer, Lionel Taylor, Goose Gonsoulin and Bob Zeman named to the official all-AFL team.

1963

DECEMBER — Billy Joe named AFL rookie of the year. Goose Gonsoulin only Bronco to make the all-AFL team. Lionel Taylor wins fourth straight pass receiving title.

1964

JANUARY — Broncos and Jets complete historic nine-player trade, largest ever made in the AFL. Broncos send Gene Prebola, Wahoo McDaniel, Gordy Holz and Bob Zeman to Jets for Dick Guesman, Ed Cooke, Charlie Janerette, Jim Price and Sid Fournet. **OCTOBER 4** — Jack Faulkner released as head coach. **OCTOBER 5** — Mac Speedie accepts appointment as interim head coach. **DECEMBER 12** — Mac Speedie named head coach. **DECEMBER** — Jim Fraser wins third straight punting title. Willie Brown named to all-AFL team.

1965

FEBRUARY 15 — Gerald and Allan Phipps purchase 52 percent of the stock of Empire Sports, thus giving them virtually 100 percent ownership and saving the Bronco franchise for Denver. **MARCH 5** — Record sale of 941 season tickets in one day. **APRIL 1** — Season ticket drive goal of 20,000 sales reached. Figure to reach 22,000 by May 1. **MAY 17** — Allan Phipps named president of Empire Sports, Inc. Gerry Phipps re-named Chairman of the Board. **MAY 29** — Jim Burris, Bears general manager, named executive vice-president of Empire Sports. **DECEMBER 12** — Lionel Taylor makes the 500th catch of his career in game against Boston to become the first AFL player to top this figure. **DECEMBER** — Tackle Eldon Danenhauer, Split End Lionel Taylor and Fullback Cookie Gilchrist named to the all-AFL team. Lionel Taylor wins fifth pass receiving crown and Abner Haynes — wins league kickoff return championship.

1966

JUNE 8 — Merger of American and National Leagues announced. **SEPTEMBER 19** — Ray Malavasi named Head Coach of the Broncos. **DECEMBER** — John Bramlett, Goose Gonsoulin, Bob Scarpitto and Jerry Sturm chosen to play in AFL All-Star contest in January. **DECEMBER 19** — Lou Saban signs a 10-year contract as General Manager and Head Coach of the Denver Broncos.

1967

MARCH 1 — Broncos move to new suburban executive offices with adjacent practice field and locker room facilities for both preseason and regular season training. **MARCH 17** — Metropolitan Denver voters turn down stadium bond issue, but Bronco fans immediately organize for fund raising drive to improve Bears Stadium and keep Broncos in Denver. **MAY 17** — Floyd Little, Denver's No. 1 draft choice, signs with Broncos. Little becomes the first No. 1 choice to sign with Denver in the history of the club. **AUGUST 5** — Broncos defeat Detroit Lions 13-7 in pre-season game at DU for AFL's first win over the NFL. **AUGUST 15** — Quarterback Steve Tensi acquired from San Diego for first round draft choices in both 1968 and 1969. **DECEMBER** — Floyd Little paces AFL in punt returning with a 16.9 average. Bob Scarpitto repeats as punt leader with a 44.9 norm. Flanker Al Denson selected All League in player balloting.

570

1968

JANUARY — Flanker Al Denson, defensive tackle Dave Costa, center Larry Kaminski and cornerback Nemiah Wilson participate in AFL All-Star game. Lou Saban and staff coach the West stars. **FEBRUARY** — Civic drive to raise \$1.8 million ends successfully and City of Denver receives stadium as a gift after purchase of the facility from Empire Sports, Inc. by non-profit group. Construction begins on 16,000 seat upper deck that will raise capacity to 50,000 for 1968 season. **SEPTEMBER 21** — Broncos move into new administrative building at 5700 Logan Street. **DECEMBER 14** — Bears Stadium is officially re-named Denver Mile High Stadium.

1969

JANUARY 19 — Dave Costa, Rich Jackson and Floyd Little participate in AFL All-Star Game in Jacksonville, Florida. **DECEMBER** — Floyd Little and Rich Jackson named to first team All League. **DECEMBER** — Bill Thompson (rookie) tops AFL list in punt and kickoff returns, the first player in NFL history to ever hold both titles.

1970

JANUARY 17 — Rich Jackson, Dave Costa, Floyd Little, Mike Current and George Goeddeke play in All-Star game on West team. **SEPTEMBER** — Season ticket sale hits record number of 43,584. **DECEMBER 20** — Floyd Little gains 44 yards to win American Conference rushing title with 901 yards. It was first rushing crown and first season Little played in all 14 games.

1971

JANUARY — Richard Jackson named to official National Football League all-star team. **JANUARY** — Richard Jackson and Floyd Little make starting lineups for American Conference in first AFC-NFC Pro Bowl game. **MAY 12** — Broncos stop sale of season tickets at record 47,500. **OCTOBER 24** — Denver coach Lou Saban and Broncos down Cleveland 27-0. It was first time Browns were shut-out since 1952. It was also to be Saban's last victory as Bronco coach. **NOVEMBER 17** — Lou Saban resigns as head coach of Broncos, a position he had held for five years. Offensive line coach Jerry Smith is named interim head coach. Saban, in December, resigns as General Manager to return to Buffalo Bills as head coach. **DECEMBER 19** — Floyd Little compiles 79 yards against Raiders in Oakland to finish as pro football's top runner with 1,133 yards. Little also becomes first Bronco to rush for more than 1,000 yards in a season.

1972

JANUARY 5 — John Ralston, successful head coach at Stanford, is announced as Denver's new head coach. He later adds the title of General Manager. **MARCH 16** — For the first time in the history of Denver professional football, there will be no public sale of season tickets, it is reported. Season ticket holders renewed 46,500 of the 47,500 available season tickets, and further exercised their option for 8,000 additional tickets. **APRIL 5** — Long-time Rocky Mountain Empire Sports employee Earl Hartman dies of cancer. Hartman was Treasurer of Empire Sports and Business Manager of the Broncos at the time of his death.

1973

MARCH 3 — Season ticket holders renew 47,800 of 48,000 season tickets to assure Denver again of having no public sale of season ducats. **OCTOBER 14** — Charley Johnson also becomes the 18th quarterback in pro football history to go over 20,000 yards lifetime as he connects for 214 yards plus three TDs to Haven Moses in a 48-20 win at Houston. **OCTOBER 22** — With "Orange Monday" banners waving, the Broncos perhaps play the most important game to date in the club's history against Oakland on national television. Denver comes back to knot the contest, 23-23, on a 35-yard field goal by Jim Turner. **NOVEMBER 25** — Denver defeats Kansas City, 14-10, to take over first place in the AFC West with three games to go. The win moves the Broncos to 6-3-2 — the six victories the second best mark ever for a Denver team to date. **DECEMBER 9** — Denver 42, San Diego 28! The Broncos are winners at last, as Denver clinches the team's seventh victory of the season, assuring the club of a winning year.

1974

JANUARY — Four Broncos — Floyd Little, Haven Moses, Riley Odoms and Paul Smith — are invited to play in the Pro Bowl. John Ralston is named AFC Coach of the Year for guiding Denver to its first winning season ever. Odoms is named All-Pro by NEA. **SEPTEMBER 10** — Denver voters pass a \$25 million bond issue to expand and improve Mile High Stadium to over 75,000 seats. The stadium was projected to be finished in time for the 1976 regular season. **SEPTEMBER 22** — The Broncos and the Pittsburgh Steelers play in the first regular season overtime game as a 35-35 score was present at the end of regulation play. Neither team scored in the sudden death period. **NOVEMBER 28** — Before a television audience estimated at 35 million, the Broncos riddle the Detroit Lions 31-27 on Denver's first Thanksgiving Day game in Detroit. **DECEMBER 8** — Denver assures itself of the team's second consecutive winning season and Otis Armstrong sets a single game rushing mark of 183 yards as the Broncos down Houston 37-14. **DECEMBER 15** — Otis Armstrong finishes the season with 1407 yards and the NFL rushing title becoming one of a half dozen players ever to average more than 100 yards per game in pro football.

1975

JANUARY — Otis Armstrong and Riley Odoms represent the Broncos in the annual Pro Bowl game in Miami, Fla. **FEBRUARY** — Expansion of Mile High Stadium begins, which will provide 63,500 capacity for the 1976 season and an ultimate capacity of 75,000 in 1977. **DECEMBER 14** — Floyd Little winds up his career as the seventh all-time rusher in the NFL with 6,323 yards.

571

HISTORICAL HIGHLIGHTS, CONT.

1976

JANUARY 26 — Tight end Riley Odoms and linebacker Randy Gradishar are the Broncos representatives in the Pro Bowl in New Orleans. **MARCH 28** — Quarterback Charley Johnson announces his retirement from the National Football League after a 15-year career. Johnson led the club to its first two winning seasons in 1973 and 1974. **JUNE 27** — Lyle Alzado is one of three finalists for the man of the Year Award and Rick Upchurch is honored as the American Conference Offensive Rookie of the Year by the NFL Players Association. **SEPTEMBER 26** — Rick Upchurch ties an NFL record by returning two punts for touchdowns in a 44-13 win over the visiting Cleveland Browns. **OCTOBER 24** — Rick Upchurch ties an NFL record with his fourth punt return touchdown of the season in a 35-26 win over Kansas City. **NOVEMBER 7** — With two field goals and six extra points, Jim Turner becomes the fifth player in pro football history to surpass 1,200 points. **NOVEMBER 14** — Denver shuts out San Diego, 17-0, marking first time the team has recorded two shutouts in one season. Denver had shut out the Chargers 26-0 Oct. 3. **DECEMBER 12** — The Broncos stop Chicago, 28-14, for the ninth win of the season, highest total in Denver history. Otis Armstrong rushes for 116 yards to reach 1,008 for the season, his second 1,000-yard in his career. **DECEMBER 18** — Fred Gehrke, long-time Bronco administrator, is named general manager.

1977

JANUARY 17 — Rick Upchurch and Otis Armstrong are the Bronco participants in the annual AFC-NFC Pro Bowl in Seattle. **JANUARY 31** — John Ralston resigns as Head Coach of the Denver Broncos. **FEBRUARY 1** — Robert (Red) Miller, a former Bronco assistant coach, is named as the team's eighth head coach. **JUNE 12** — Lyle Alzado is named winner of the National Football League Players Association's Byron (Whizzer) White Award as the group's Man of the Year. **OCTOBER 16** — Pushing their season record to 5-0, the Broncos use seven interceptions and a touchdown pass to kicker Jim Turner to trounce the defending world champion Oakland Raiders, 30-7. **NOVEMBER 27** — In a showdown of the two best records in the NFL, the Broncos get a 73-yard interception return for a touchdown by Tom Jackson to dump Baltimore, 27-13, and run their record to 10-1. **DECEMBER 4** — With a 24-14 win at Houston the Broncos clinch a playoff berth, first in the club's history. Later in the day, the Broncos clinch the AFC Western Division championship when the Raiders fall to the Los Angeles Rams. **DECEMBER 18** — The Broncos lose to Dallas in the regular season finale, 14-6, but post the best record in the history of the franchise, 12-2, tied with Dallas for the best in the NFL. **DECEMBER 24** — Before the largest crowd ever to watch a sporting event in the state of Colorado, 75,011, the Broncos stop the Pittsburgh Steelers in the first round of playoff action, 34-21.

1978

JANUARY 1 — In a hard-fought game at Mile High Stadium, the Broncos dethrone the Raiders, 20-17, for the AFC championship and a trip to the Super Bowl in New Orleans. **JANUARY 15** — Broncos fall to the Cowboys, 27-10, in the Super Bowl. **JANUARY 23** — Lyle Alzado, Randy Gradishar, Tom Jackson, Billy Thompson and Louis Wright represent the Broncos in the Pro Bowl, the largest Denver contingent in history. **MARCH** — Only 143 season tickets are not renewed, a new all-time low. **DECEMBER 3** — Broncos win by 21-6 score at Oakland, holding the Raiders without a touchdown for the second time in the season, and moving within one game of AFC West crown. **DECEMBER 10** — Denver downs Kansas City, 24-3, winning second straight division championship, as QB Craig Morton goes 19-for-22 with 16 straight completions, both second best all-time NFL marks. **DECEMBER 30** — Denver loses in the playoffs to eventual Super Bowl champion Pittsburgh Steelers, 33-10.

1979

JANUARY 29 — Broncos are represented by an all-time high of seven players in the NFL Pro Bowl, including Lyle Alzado, Randy Gradishar, Tom Jackson, Riley Odoms, Bill Thompson, Rick Upchurch, and Louis Wright. **MARCH** — Only 161 season tickets are not renewed, virtually assuring the Broncos of their tenth straight sellout season. **NOVEMBER 11** — Rick Upchurch becomes the all-time pro football record holder in career punt return yardage. He set the record vs. New England, surpassing the late Emlen Tunnell's total of 2,209 yards. **DECEMBER 17** — Denver clinches a playoff berth for the third straight year. **DECEMBER 23** — Denver loses in wild card playoff game at Houston, 13-7.

1980

JANUARY 27 — The Broncos are represented in the Pro Bowl game by Randy Gradishar, Tom Jackson, Rick Upchurch, and Louis Wright. **MARCH** — Only 146 season tickets are not renewed for 1980, virtually assuring the club of its 11th consecutive sellout campaign. **OCTOBER 5** — Randy Gradishar returns interception 93 yards for a touchdown vs. Cleveland, the longest such return in team history and the NFL's longest for 1980 season. **OCTOBER 13** — Fred Steinfort kicks 57-yard field goal, tying record for third-longest kick in NFL history.

1981

JANUARY — Fred Steinfort is named by Pro Football Weekly as that publication's Golden Toe Award winner for the 1980 season, having tied for the league lead with 26 field goals. **FEBRUARY 25** — Edgar F. Kaiser, Jr. is introduced as the new owner of the Denver Broncos, having purchased the club from principal owners Gerald H. Phipps and Allan R. Phipps. **MARCH 10** — Grady Alderman is named new General Manager and Dan Reeves is named as the new Head Coach. **MARCH** — The Broncos are sold out for their 12th consecutive season. **SEPTEMBER** — Craig Morton throws four touchdown passes in each of two consecutive games, vs. Baltimore and San Diego, a first in franchise history. Wide receiver Steve Watson ties a team record with three touchdown receptions against the Colts on September 20. **NOVEMBER 22** — Watson catches a touchdown pass at Cincinnati to set a new team record with 13 TD catches in one season. **DECEMBER 20** — Watson gains 82 yards on recep-

tions at Chicago, establishing a new Bronco single season mark with 1,244 reception yards. Individually, Morton set single season records for yards gained (3,213), yards passing (3,195), and average gain per play (8.37), while Watson led the AFC in reception yardage and in touchdown receptions (13).

1982

JANUARY 31 — The Broncos are represented in the Pro Bowl game by Randy Gradishar, Bob Swenson, Bill Thompson, and Steve Watson. **MARCH** — Only 49 season ticket accounts have not been renewed for 1982, virtually assuring the Broncos of their 13th consecutive sellout season in Mile High Stadium. **SEPTEMBER 21** — The NFL Players Association begins the first regular season strike in NFL history, resulting in the cancellation of games for eight consecutive weeks. **DECEMBER 3** — Hein Poulus is named Vice President and General Manager of the Broncos. **DECEMBER 19** — Rick Upchurch returns a punt 78 yards for a touchdown against Kansas City to tie the all-time pro football record of eight career touchdowns on punt returns.

1983

JANUARY 3 — Final NFL statistics show Rick Upchurch as the NFL's punt return leader with a 16.1 average and Luke Prestridge as the league's leading punter with a 45.0 mark. **FEBRUARY 6** — The Broncos are represented in the Pro Bowl game by Randy Gradishar, Luke Prestridge, and Rick Upchurch. **MARCH 15** — Only 89 season ticket accounts have not been renewed for 1983, virtually assuring the Broncos of their 14th consecutive sellout season in Mile High Stadium. **MAY 2** — In the biggest trade in franchise history, Denver acquires quarterback John Elway, the first player taken in the NFL draft, and signs him to a five-year contract. **DECEMBER 11** — Elway throws three fourth quarter touchdown passes to erase a 19-0 deficit and lead the Broncos to a 21-19 playoff-clinching win over Baltimore. This marks the fourth Bronco appearance in playoff competition. **DECEMBER 24** — Denver loses the wild card game at Seattle, 31-7.

1984

JANUARY 29 — Randy Gradishar makes his seventh Pro Bowl appearance. Louis Wright also was named to the AFC Pro Bowl team, but was unable to play because of a fractured finger. **MARCH** — Only 146 season ticket accounts have not been renewed for 1984, virtually assuring the Broncos of their 15th consecutive sellout season in Mile High Stadium. **MARCH 23** — Pat Bowlen is introduced as the new owner of the Denver Broncos, assuming the title of President and Chief Executive Officer. **NOVEMBER 18** — The Broncos beat Minnesota 42-21 for the club's 10th straight victory, a team record. John Elway tied a Denver record throwing five touchdown passes in the game. **DECEMBER 15** — Denver wins its 13th game of the season, the most in Bronco history, and captures the AFC West crown with a 31-14 win over Seattle. Sammy Winder finishes the season with 1,153 yards rushing, and Steve Watson gains 1,170 yards receiving — the first time Denver has had 1,000-yard performers in both categories in the same season. **DECEMBER 30** — Pittsburgh defeats Denver 24-17 in a divisional playoff game.

1985

JANUARY 27 — Sammy Winder represents the Broncos in the NFL Pro Bowl. **FEBRUARY 18** — Owner Pat Bowlen names John Beake as General Manager and Dan Reeves as Vice President of the club. **MARCH** — Only 82 season ticket accounts have not been renewed for the 1985 season, virtually assuring the Broncos of their 16th consecutive sellout session in Mile High Stadium. **DECEMBER 20** — Denver beats Seattle 27-24 to close out the season at 11-5. The Broncos set season records with total yards (5,496) and total points (380). John Elway, who threw for 432 yards against Seattle, set Denver records in total offense (4,144 yards) and passing yards (3,891) for the season, and Karl Mecklenburg's 13 quarterback sacks also set a new Bronco standard.

1986

FEBRUARY 2 — The Broncos are represented by four players in the Pro Bowl - Rulon Jones, Karl Mecklenburg, Dennis Smith, and Louis Wright. **FEBRUARY 26** — Owner Pat Bowlen holds ground breaking ceremonies for 60 luxury Penthouse Suites to be built atop Mile High Stadium's fifth level. **MARCH** — Only 127 season ticket accounts have not been renewed for the 1986 season, virtually assuring the Broncos of their 17th consecutive sellout season in Mile High Stadium. **OCTOBER 12** — Broncos post a 31-14 win over San Diego to equal best start in team history with 6-0 record. **DECEMBER 13** — Denver, which had clinched AFC Western Division title by virtue of a Seattle win over Los Angeles the previous Monday night, clinched home field advantage for first playoff game by defeating Washington, 31-30. **DECEMBER 20** — Broncos conclude regular season play with second straight 11-5 record. Thirty-five individual and team records were set by the Broncos in 1986. DE Rulon Jones was named the AFC Defensive Player of the Year by UPI, and LB Karl Mecklenburg was named the AFC Player of the Year by the Football News.

1987

JANUARY 4 — Broncos post a 22-17 playoff win over New England Patriots before 76,105, largest crowd ever to watch a Denver home game. **JANUARY 11** — Broncos post a thrilling, 23-20 overtime win over the Cleveland Browns to win the AFC championship and earn a trip to Super Bowl XXI. **JANUARY 18** — A crowd of over 63,000 attends a Mile High Stadium rally prior to team's departure for Pasadena. **JANUARY 25** — The Broncos lose to the New York Giants by a 39-20 score in Super Bowl XXI, a game watched by 101,063 at the Rose Bowl and played before a national television audience of 127,000,000. In addition, the game was televised live in 53 other nations. **JANUARY 26** — Over 100,000 fans welcome Broncos home in parade through downtown Denver. **FEBRUARY 1** — Six Broncos play in the Pro Bowl game, including Keith Bishop, John Elway, Rulon Jones, Karl Mecklenburg, Dennis Smith, and Sammy Winder. **MARCH** — Only 58 season ticket accounts have not been renewed for the 1987 season, virtually assuring the Broncos of their 18th consecutive sellout season in Mile High Stadium, longest sellout streak in the AFC and second longest in the NFL. **AUGUST 9** — The Broncos lose 28-27 to the Los Angeles Rams in American Bowl '87, a preseason game played in storied Wembley Stadium in

HISTORICAL HIGHLIGHTS, CONT.

London, England. **SEPTEMBER 22** — The NFL Players Association goes on strike, resulting in the cancellation of games for the weekend of Sept. 28. **OCTOBER 4** — Denver loses 40-10 to Houston in the first of three "replacement" games. **NOVEMBER 29** — Denver grabs a 31-17 win over San Diego in the 400th game for both franchises. The contest also marks Dan Reeves' 100th game as the Broncos' head coach. **DECEMBER 27** — The Broncos win their third AFC West title in four years after shutting out San Diego 24-0 in a blizzard. Denver finishes the season with a 10-4-1 record, the only team in the NFL to post eight 10-win seasons since 1977. Quarterback John Elway is named NFL Most Valuable Player by AP.

1988

JANUARY 10 — The Broncos advance to the AFC Championship Game with a 34-10 victory over Houston before 75,968 in Mile High Stadium. **JANUARY 17** — Denver becomes the first AFC team to win consecutive conference championships since Pittsburgh of 1978-79 by defeating Cleveland 38-33. The game garnered a 91 television share in the Denver area, believed to be an all-time national viewing high. **JANUARY 31** — The Broncos lose to Washington 42-10 in Super Bowl XXII in San Diego Jack Murphy Stadium. **FEBRUARY 6** — Three players represent Denver in the Pro Bowl Game, Keith Bishop, John Elway, and Karl Mecklenburg. **MARCH** — The Broncos are virtually assured of their 19th consecutive sellout campaign as just 91 season ticket accounts are not renewed for the 1988 campaign. **JUNE 3** — The Broncos acquire future Hall of Fame RB Tony Dorsett from the Dallas Cowboys in exchange for a future draft choice. The 1988 campaign will be Dorsett's 12th in pro football. **SEPTEMBER 26** — RB Tony Dorsett eclipses Jim Brown to become the second leading rusher in pro football history, trailing only Walter Payton. **DECEMBER 17** — The Broncos close out the season with a 21-10 win over New England and a disappointing 8-8 record, marking the end of Denver's two-year reign as AFC champions. QB John Elway concludes the season with 3,309 yards passing and 234 rushing to become the first player in football history to have four consecutive years with over 3,000 passing yards combined with over 200 rushing yards. Dorsett finishes the year second to Payton among football's all-time rushing leaders with 12,739 yards.

1989

JANUARY 29 — Punter Mike Horan is the Broncos' lone representative in the AFC-NFC Pro Bowl Game. **APRIL** — The Broncos conclude season ticket renewals and waiting list additions for 1989, virtually assuring the team of its 20th consecutive sellout campaign at Mile High Stadium. **NOVEMBER 26** — The Broncos clinch their third AFC West title in four seasons after a 41-14 victory at home against Seattle. **DECEMBER 16** — Denver wraps up home field advantage for the AFC Playoffs with 37-0 win at Phoenix.

1990

JANUARY 7 — The Broncos advance to the AFC Championship Game with a come-from-behind 24-23 win over Pittsburgh. **JANUARY 14** — The Broncos become the only AFC team to win three conference titles in the 1980s with a 37-21 victory over Cleveland in the AFC Championship Game. **JANUARY 28** — Denver loses 55-10 to San Francisco in Super Bowl XXIV in the New Orleans Superdome. **FEBRUARY 4** — Three players represent the Broncos in the Pro Bowl; Kicker David Treadwell, nose tackle Greg Kragen and safety Dennis Smith. Linebacker Karl Mecklenburg was selected to start in the game but could not participate because of a knee injury suffered in the Super Bowl. **FEBRUARY 26** — The National Football League announces that the Broncos will face Seattle in an Aug. 4 preseason game in Tokyo, Japan. **MARCH 5** — The Paul D. Bowlen Memorial Broncos Centre opens in southeast Denver, housing all of the team's office and training facilities. **AUGUST 5** — The Broncos defeat the Seattle Seahawks by a score of 10-7 in American Bowl '90, played before a sellout audience in the Tokyo Dome in Tokyo, Japan. The game marks Denver's second appearance in an international game, having played the Los Angeles Rams in London in a 1987 American Bowl contest. **NOVEMBER 22** — The Broncos drop a 40-27 game to the Detroit Lions in the Lions' annual Thanksgiving Day contest, marking Denver's fifth appearance in a Thanksgiving Day game, including four in Detroit and one in Denver (a 46-45 loss to the New York Titans in 1962). **DECEMBER 30** — Running back Bobby Humphrey finishes the season with 1,202 rushing yards, becoming one of just 10 backs to rush for over 1,000 yards in each of their first two NFL seasons. Mike Horan leads the entire NFL in punting (44.4) and in net punting average (38.9). The Broncos also boast the NFL's kickoff return leader in Kevin Clark who posts a 25.3 average.

1991

FEBRUARY 3 — Safeties Steve Atwater and Dennis Smith, along with running back Bobby Humphrey, appear in the AFC-NFC Pro Bowl game in Honolulu, Hawaii. It is the first appearance each for Atwater and Humphrey. **JULY 27** — The Broncos lose 14-3 to Detroit in the Hall of Fame Game played in Canton, Ohio. Former Broncos assistant coach Stan Jones is inducted into the Hall. **SEPTEMBER 1** — Denver records its biggest opening day win ever with a 45-14 pounding of Cincinnati. **DECEMBER 8** — A 17-7 win at Cleveland clinches a playoff berth for the Broncos. **DECEMBER 22** — Denver closes out the regular season at 12-4 and wins the AFC West title for the fifth time in eight years.

1992

JANUARY 4 — The Broncos overcome a 21-6 deficit to defeat Houston 26-24 in an AFC Divisional Playoff Game. The winning field goal was set up by a drive that began at the Denver two. The Broncos converted two fourth down plays to keep the possession alive. **JANUARY 12** — Despite a sterling effort by Denver's defense, the Broncos fall 10-7 to Buffalo in the AFC Championship Game. The Bills' high-powered offense managed just 213 yards and 12 first downs in the game. **FEBRUARY 2** — Running back Gaston Green, linebacker Karl Mecklenburg, and safeties Steve Atwater and Dennis Smith represent the Broncos in the Pro Bowl. **MARCH** —

The Broncos conclude season ticket renewals and waiting list additions for 1992, virtually assuring the franchise of its 23rd consecutive sellout season. Denver is also named a participant in America Bowl '92, to be played in Berlin. **AUGUST 15** — The Broncos lose to the Miami Dolphins, 31-27, in American Bowl '92 in Berlin's Olympic Stadium. **DECEMBER 28** — Denver Broncos President Pat Bowlen announces that the franchise will not renew the contract of Dan Reeves, thus creating a coaching vacancy in Denver for the first time since 1981. Reeves ends his Denver career with a record of 116-78-1.

1993

JANUARY 25 — Wade Phillips is hired as the 10th head coach in Bronco history, signing a three-year contract as head coach after four seasons as the Broncos' defensive coordinator. **MAY** — The Broncos conclude their season ticket sales, guaranteeing the 24th straight sellout campaign at Mile High Stadium. **DECEMBER** — Quarterback John Elway is named AFC Most Valuable Player (UPI, Kansas City 101 Club, Football News) after his best pro season, in which he led the AFC in rating (92.8), attempts (551), completions (348), completion percentage (63.2), touchdowns (25), and yards (4,030).

1994

JANUARY 9 — The Broncos return to the playoffs as a Wild Card team, dropping a 42-24 first round game to the Los Angeles Raiders at the Los Angeles Memorial Coliseum. The wild card playoff game marked Denver's ninth nationally televised game of the 1993 season, bringing the Broncos' eight-year total (1986-93) to 84 national television dates. **FEBRUARY 6** — The Broncos are represented in the AFC-NFC Pro Bowl game by quarterback John Elway, tight end Shannon Sharpe, linebacker Karl Mecklenburg, and safeties Steve Atwater and Dennis Smith. **MARCH** — The Broncos and Raiders are named to oppose each other in an American Bowl '94 Game in Barcelona. The Broncos thus join San Francisco as the only two teams to have been asked to represent the NFL in London, Tokyo, Berlin, and Barcelona. **MAY** — The Broncos conclude season ticket renewals and waiting list additions for 1994, leading to an anticipated 25th consecutive season of sellouts at Mile High Stadium.

1995

JANUARY 31 — Mike Shanahan is hired as the 11th head coach in Bronco history. Shanahan, a Denver assistant coach from 1984-87 and 1989-91, signed a seven-year contract as head coach after spending the previous three years in San Francisco where he served as offensive coordinator. **FEBRUARY 5** — The Broncos are represented in the annual AFC-NFC Pro Bowl by safety Steve Atwater, quarterback John Elway and offensive tackle Gary Zimmerman. Tight end Shannon Sharpe was also selected but did not play. **MARCH** — The Broncos are selected to face San Francisco in an American Bowl '95 Game in Tokyo, joining the 49ers and Dallas as the only NFL teams to participate in five American Bowl Games. **AUGUST 5** — The Broncos defeat San Francisco 24-10 in the American Bowl in Tokyo, Japan. **NOVEMBER 5** — John Elway passes for 256 yards in a 38-6 Broncos home win over Arizona to surpass the 40,000-yard passing plateau, just the seventh player in pro football history to accomplish that feat. **NOVEMBER 19** — KOA play-by-play announcer Larry Zimmer calls his 500th Broncos game as a member of the KOA broadcast team, as Denver defeats San Diego 30-27. **DECEMBER 10** — Broncos running back/kick returner Glyn Milburn tallies an NFL-record 404 all-purpose yards in a 31-27 loss to Seattle at Mile High Stadium. He surpassed Billy Cannon's previous record of 373 yards, set 35 years prior to the day (12/10/61). Milburn racked up 131 rushing yards, 45 receiving yards, 133 yards on kickoff returns and 95 yards on punt returns. **DECEMBER 24** — The Broncos close the season with a 31-28 win at Oakland, and establish franchise single-season records in seven different offensive categories: points scored (388), total yards (6,040), avg. gain per play (5.70), avg. gain per rush (4.53), touchdown passes (27, tie), passing yards (4,045) and first downs passing (205).

1996

FEBRUARY 4 — Denver is represented in the annual AFC-NFC Pro Bowl in Honolulu by safety Steve Atwater, kicker Jason Elam, running back/kick returner Glyn Milburn, wide receiver Anthony Miller and tight end Shannon Sharpe. Tackle Gary Zimmerman was selected but did not play because of injury. **OCTOBER 20** — Terrell Davis sets a franchise record with 194 rushing yards in a 45-34 win over the Baltimore Ravens. **DECEMBER 1** — The Broncos win the AFC West and clinch home-field advantage for the playoffs with a 34-7 win over Seattle. The win is also Denver's ninth straight, the second-longest streak in franchise history. **DECEMBER 15** — John Elway becomes the winningest quarterback in NFL history with a 24-19 defeat of Oakland, the 126th of his career. The win also secures a perfect 8-0 home record for the season, for just the second time in franchise history. **DECEMBER 22** — Elway becomes just the third player in NFL history to pass for over 45,000 yards in a career. Terrell Davis wins the AFC rushing crown with a franchise-record 1,538 yards, while also posting franchise bests in carries (345), rushing touchdowns (13) and total touchdowns (15). The team ties for the NFL's best record (13-3; tied for best in franchise history) and ranks first in the league in total offense and rushing offense, as well as fourth in total defense, including a No. 1 mark against the run. Franchise records are set for points scored (391), highest average gain per rush (4.5; tie with '95 team), fewest rushing yards allowed (1,331) and fewest rushing first downs allowed (67). **DECEMBER 26** — Terrell Davis is named NFL Offensive Player of the Year by the Associated Press, and joins three other Broncos as first-team All-Pro performers: Shannon Sharpe, Alfred Williams and Gary Zimmerman.

1997

JANUARY 4 — Denver hosts its first playoff game since Jan. 4, 1992 as the Jacksonville Jaguars come to Mile High Stadium for an AFC Divisional Playoff contest. **FEBRUARY 2** — Denver is represented in the annual AFC-NFC Pro Bowl in Honolulu by safety Tyrone Braxton, running back Terrell Davis, defensive tackle Michael Dean Perry, linebacker Bill Romanowski, tight end Shannon Sharpe and defensive end Alfred Williams. Safety Steve Atwater, quarterback John Elway and tackle Gary Zimmerman are also selected but do not play in the game

HISTORICAL HIGHLIGHTS, CONT.

because of injury. **FEBRUARY 4** — The Broncos unveil new uniforms featuring the traditional Bronco orange with a navy blue, and a new helmet logo that features a powerful, dynamic Bronco. The helmet is blue, with the horse done in white with orange highlights. **MARCH** — The Broncos are selected to face Miami in an American Bowl '97 contest in Mexico City, Mexico. The appearance marks the Broncos' sixth in an American Bowl, tying the club with San Francisco for most in the NFL since American Bowl games began being played in 1985. **AUGUST 4** — Denver and Miami meet in Mexico City, Mexico, in an American Bowl '97 contest, won by the Dolphins, 38-19, at Estadio Guillermo Canedo. **SEPTEMBER 21** — Running back Terrell Davis sets a franchise record by rushing for 215 yards in a 38-20 win over Cincinnati at Mile High Stadium. He is named AFC Offensive Player of the Week, en route to an AFC Player of the Month award for September. **OCTOBER 6** — Denver defeats New England 34-13 in a Monday Night battle of the league's two remaining unbeaten, representing the furthest into a season that two undefeated teams have met on Monday Night Football. Linebacker John Mobley is named AFC Defensive Player of the Week in recognition of his 15-tackle effort that included an interception return for a touchdown. **OCTOBER 26** — The Broncos defeat the Bills 23-20 in overtime at Buffalo's Rich Stadium, a mere 15 hours after arriving in Buffalo, due to a severe snowstorm that dumped more than a foot of snow on the Denver area, with drifts piled several feet higher in some areas. The Broncos' chartered flight leaves Denver 10 hours late, at 8 p.m. (MT) Saturday, Oct. 25, after an ordeal that involves numerous players' vehicles being stranded in snow-drifts trying to reach the team buses at Broncos headquarters. Several players make their way to headquarters by way of snowmobiles after being picked up by citizens. **NOVEMBER 2** — John Elway sets two milestones and earns AFC Offensive Player of the Week honors on this day as the Broncos defeat Seattle 30-27 at Mile High Stadium. With 252 passing yards, Elway moves past Fran Tarkenton into second-place all-time in NFL passing yardage, and his 276 total yards make him just the third player in NFL history to top the 50,000-yard plateau. He will later be named NFL Offensive Player of the Month for November. **NOVEMBER 9** — Cornerback Darrien Gordon ties an NFL record by returning two punts for touchdowns in the same quarter, a feat previously accomplished just twice in NFL history. His scoring returns of 82 and 75 yards in the first quarter staked Denver to a 14-0 lead en route to a 34-0 defeat of Carolina. The two touchdown returns in a game also tie Rick Upchurch's franchise record, while his 168 punt return yards set a new franchise standard, as Gordon wins AFC Special Teams Player of the Week honors. **DECEMBER 21** — Denver closes its regular season with a 38-3 victory over San Diego to secure its second straight undefeated regular season at home, only the third NFL team to do so since the schedule expanded to 16 games in 1978. The Broncos set new franchise records by posting nine double-digit victories in one season and scoring more than 30 points in nine different games. **DECEMBER 27** — The Broncos defeat Jacksonville 42-17 in an AFC Wild Card Game at Mile High Stadium to record their first playoff victory since Jan. 4, 1992. In the game, Denver sets club postseason records for rushing yards (310), total yards (511), rushing attempts (49), points in a quarter (21; 4th quarter), total points (42), first downs (28), rushing first downs (18) and third-down efficiency (75%). Terrell Davis rushes for a club postseason record 184 yards, and is complemented by Derek Loville's 103 yards rushing, making Denver just the third team in NFL postseason history to post two 100-yard rushers in the same game. Denver's 40:59 of possession time and 310 rushing yards both rank as the fifth-highest totals ever in an NFL playoff game. Instrumental in the performance is the offensive line, which, as a unit, is named NFL Offensive Player of the Week. It marks just the second time in NFL history — and first in the post-season — that an Offensive Line is named Player of the Week.

1998

JANUARY 4 — Denver wins a road playoff game for only the second time in franchise history by defeating the Chiefs 14-10 in an AFC Divisional Playoff Game at Kansas City's Arrowhead Stadium. **JANUARY 11** — The Broncos win their fifth AFC Championship — and win on the road for the second straight week in the playoffs — by topping the Steelers 24-21 at Pittsburgh's Three Rivers Stadium. The win makes Denver just the fifth Wild Card team to advance to the Super Bowl since the Wild Card format was adopted in 1970. **JANUARY 25** — Denver claims its first World Championship with a 31-24 victory over defending champion Green Bay in Super Bowl XXXII at Qualcomm Stadium in San Diego. The Broncos become the first team from the American Football Conference in 14 years to win the Super Bowl, and only the second Wild Card team ever to do so. Running back Terrell Davis sets a Super Bowl record with three rushing touchdowns to claim the Pete Rozelle Award as the game's Most Valuable Player. Davis finishes with 157 yards rushing and ties the Super Bowl record for total touchdowns (3) and points scored (18). The game marks the first time in Super Bowl history that each team scored a touchdown on its first possession, and the Broncos become just the fourth team in Super Bowl history to score on each of their first three possessions. **JANUARY 27** — An estimated 650,000 fans gather in downtown Denver for a victory parade and rally to honor the World Champion Denver Broncos. The parade follows a route along 17th street, from Wynkoop to Broadway, and then along Broadway for several blocks before working its way to the steps of the Denver City and County Building, where a rally is held. Broncos owner Pat Bowlen, head coach Mike Shanahan, quarterback John Elway, running back Terrell Davis, Colorado Governor Roy Romer and Denver Mayor Wellington Webb address the sea of Broncos fans who pack the grounds in front of the stage, and Elway and Davis are honored with street signs bearing their names. **FEBRUARY 1** — The Broncos are represented in the annual AFC-NFC Pro Bowl in Honolulu by running back Terrell Davis, center Tom Nalen, tight end Shannon Sharpe and defensive end Neil Smith. Quarterback John Elway is also selected, but opts not to play in the game due to injury. **APRIL 22** — Colorado Governor Roy Romer signs into law SB 171, a bill authorizing voters to decide upon a ballot issue that would appropriate tax money to partially fund a new football stadium in Denver. **JUNE 5** — Broncos players and coaches receive their Super Bowl rings in a private ceremony at team headquarters. **JUNE 16** — The Denver Broncos travel to Washington, D.C. for a special ceremony in which they are honored by President Bill Clinton at the White House for their victory in Super Bowl XXXII. Terrell Davis delivers to the President a Broncos jersey number "1" with "Clinton" on the back. **SEPTEMBER 21** — The Denver Broncos

and San Diego Chargers are selected to play the first NFL game in Australia, an American Bowl '99 contest, Sun., Aug. 8 at Stadium Australia at Homebush Bay in Sydney. **OCTOBER 25** — Broncos kicker Jason Elam ties a 28-year old NFL record by making a 63-yard field-goal attempt vs. Jacksonville at Mile High Stadium. The record-tying kick comes in the final seconds of the first half, in a game won by the Broncos, 37-24. **NOVEMBER 3** — Denver-area voters approve a ballot issue to appropriate tax money to partially fund a new football stadium in Denver. The Broncos would begin play in the new stadium at the beginning of the 2001 season. **NOVEMBER 22** — Broncos quarterback John Elway becomes just the second player in NFL history to compile 50,000 yards passing during a career, joining Miami's Dan Marino. Elway reaches the plateau on a 5-yard completion to wide receiver Willie Green in the first quarter of a 40-14 win over Oakland at Mile High Stadium. **NOVEMBER 29** — The Broncos clinch the AFC West division title for the ninth time in franchise history with a 31-16 win at San Diego. **DECEMBER 6** — The Broncos tie an NFL record by winning their 18th game in a row (regular and postseason combined), a 35-31 comeback defeat of Kansas City at Mile High Stadium. The only other teams to win 18 straight games are Chicago (1933-34 and 1941-42), Miami (1972-73) and San Francisco (1989-90). The win also gave the Broncos a 13-0 record to begin the season, tied for second-best in NFL history. The 1972 Miami Dolphins went undefeated through a 14-game schedule, while the 1934 Chicago Bears started 13-0. **DECEMBER 27** — The Broncos close the regular season with a 14-2 record, best in franchise history, by virtue of a 28-21 win over Seattle. It marked the third consecutive season in which the club went undefeated at home, joining just three other teams in NFL history to accomplish the feat, and the first since the 16-game schedule was instituted in 1978. In the game, Terrell Davis rushes for 178 yards to finish with 2,008 for the season, and 6,413 for his career, overtaking Floyd Little (6,323) as the club's all-time leading rusher. He becomes just the fourth player in NFL history to rush for more than 2,000 yards in a season, joining Eric Dickerson (2,105 in 1984), Barry Sanders (2,053 in 1997) and O.J. Simpson (2,003 in 1973), and also sets Broncos single-season records for rushing attempts (392), rushing touchdowns (21), touchdowns (23), points scored (138), total yards from scrimmage (2,225) and 100-yard games (11). Davis is named NFL Most Valuable Player by the Associated Press, and is a unanimous All-NFL selection, along with tight end Shannon Sharpe. The Broncos set franchise single-season records for rushing touchdowns (26), passing touchdowns (32), total touchdowns (62), points scored (501), first downs (347), rushing yards (2,468), total yards (6,092), highest avg. gain per play (5.9), PATs made (58) and attempted (59) and punting average (46.2).

1999

JANUARY 9 — Denver defeats Miami 38-3 in an AFC Divisional Playoff Game at Mile High Stadium, to win its fifth straight postseason contest. It is Denver's largest winning margin in the postseason, and the team sets postseason defensive records for rushing yards (14), rushing avg. (1.1) and points (3) allowed. Terrell Davis' 199 rushing yards represent the fourth-highest single-game total in NFL postseason history. **JANUARY 17** — Denver defeats the New York Jets 23-10 in the AFC Championship Game at Mile High Stadium to reserve its sixth Super Bowl trip, an AFC record. The Broncos erase a 10-0 third-quarter deficit by scoring 20 points in the period to win going away. **JANUARY 31** — Denver defeats Atlanta 34-19 in Super Bowl XXXIII at Pro Player Stadium in Miami, Fla., to claim its second straight World Championship. Denver becomes just the sixth franchise in league history to win back-to-back Super Bowls, joining Green Bay (Super Bowls I and II), Miami (VII and VIII), Pittsburgh (IX and X; XIII and XIV), San Francisco (XXIII and XXIV) and Dallas (XXVII and XXVIII). John Elway is named Most Valuable Player of Super Bowl XXXIII, passing for 336 yards and a touchdown, and rushing for another score. Terrell Davis (102 yds.) sets an NFL record by rushing for 100 yards in his seventh straight postseason contest, and fullback Howard Griffith rushes for two touchdowns. Rod Smith's 80-yard touchdown reception from Elway stands as the second-longest play from scrimmage in Super Bowl history, defensive tackle Mike Lodish sets an NFL record by playing in his sixth Super Bowl (4 with Buffalo, 2 with Denver). Cornerback Darrien Gordon's 108 yards on two interception returns establish a Super Bowl record, and also make him the Super Bowl career leader for interception-return yards. **FEBRUARY 1** — The Broncos return to Denver from Miami and are greeted by an estimated 375,000 fans lining a parade route that takes the team through downtown, along Broadway, to a rally at Civic Center Park. From the steps of the Denver City and County Building, Broncos players and coaches thank the fans for their support, and share the victory with them. Broncos owner Pat Bowlen, head coach Mike Shanahan, quarterback John Elway, running back Terrell Davis, Colorado Governor Bill Owens and Denver Mayor Wellington Webb address the crowd. **FEBRUARY 7** — The Broncos are represented in the annual AFC-NFC Pro Bowl in Honolulu by a franchise-record 10 players: safety Steve Atwater, running back Terrell Davis, kicker Jason Elam, quarterback John Elway, tackle Tony Jones, wide receiver Ed McCaffrey, center Tom Nalen, linebacker Bill Romanowski, guard Mark Schlereth and tight end Shannon Sharpe. Davis and Sharpe are unable to play in the game due to injury. **APRIL 10** — Chinese Premier Zhu Rongji visits the Paul D. Bowlen Memorial Broncos Centre as part of a nine-day U.S. tour to promote trade with China. The Premier requested the visit as one of the highlights of his trip, and said, "It is a pleasure to visit the home of the Broncos. They are the champions of American football." **MAY 2** — John Elway announces his retirement in a press conference at the Inverness Hotel and Golf Club in Englewood. **JUNE 6** — Broncos players, coaches and staff receive their Super Bowl rings in a private ceremony, followed by a party at the Broadmoor in Colorado Springs, Colo. **AUGUST 7** — Denver defeats San Diego 20-17 in American Bowl '99 at Stadium Australia, in Sydney, Australia, site of the 2000 Summer Olympics. It is the first NFL game played on the Australian continent. **SEPTEMBER 13** — John Elway is inducted into the Denver Broncos Ring of Fame in a ceremony held at halftime of Denver's season-opening Monday Night game vs. Miami. He is the 16th inductee into the prestigious group — the first since 1993 (Louis Wright) — and the first for whom the traditional five-year waiting period is waived. Elway's familiar No. 7 is also retired on this night, assuring that the number he wore for 16 brilliant seasons will never be worn again by a Bronco. **SEPTEMBER 26** — Broncos tight end Shannon Sharpe becomes the leading receiver in franchise history, catching five passes for 39 yards against Tampa Bay at Raymond James Stadium, to surpass the previous standards held by Lionel Taylor (543-6,872). Sharpe finishes the day at 547 receptions and 6,897 yards. **OCTOBER 3** — Kicker Jason Elam becomes the Denver Broncos all-time leading scorer, surpassing Jim Turner (742 points) in Denver's game vs. the New York Jets

HISTORICAL HIGHLIGHTS, CONT.

at Mile High Stadium. Elam's seven points (2 field goals, 1 PAT) raise his career total to 748 points. **OCTOBER 17** — Denver has two players post 100 or more receiving yards in the same game for the first time in franchise history, as Byron Chamberlain (123 yards) and Ed McCaffrey (116) both top the century mark in Denver's 31-10 defeat of Green at Mile High Stadium. **DECEMBER 19** — Denver linebacker Glenn Cadrez returns a fumble 37 yards for a touchdown in overtime to lift the Broncos over the Seattle Seahawks, 36-30. It is just the second overtime game in NFL history to be decided by a fumble return for a touchdown. In the contest, Jason Elam became the franchise's all-time leader in successful PATs and attempted field goals, passing Jim Turner in both categories.

2000

JANUARY 2 — Running back Olandis Gary sets franchise rookie rushing record by finishing the season with 1,159 yards on 276 carries. Also, wide receiver Rod Smith tops the 1,000-yard receiving mark for the third consecutive season — a franchise record — and rookie return man Chris Watson sets a franchise single-season record for kickoff returns (48) in Denver's season-finale vs. San Diego at Mile High Stadium. **FEBRUARY 6** — The Broncos are represented at the annual AFC-NFC Pro Bowl in Honolulu by center Tom Nalen, defensive tackle Trevor Pryce and fullback/special teams player Detron Smith. **SEPTEMBER 10** — The Broncos begin their final season of play at Mile High Stadium with a 42-14 win over Atlanta, before a crowd of 75,466, in the home opener. **SEPTEMBER 17** — Broncos rookie running back Mike Anderson becomes just the ninth player in NFL history to rush for more than 100 yards in each of his first two NFL games, picking up 187 in a win at Oakland. He had 131 the previous week vs. Atlanta. **NOVEMBER 13** — Denver defeats Oakland 27-24 in the final Monday Night Football game at Mile High Stadium, on a 41-yard field goal by Jason Elam as time expired. Overall, the Broncos were 16-6 in the 22 Monday Night games played at Mile High, from 1973-2000. **NOVEMBER 19** — The Broncos improve to 7-4 with the second largest fourth quarter comeback in franchise history, overcoming a 34-17 deficit to beat the San Diego Chargers 38-37. Quarterback Gus Frerotte, replacing the injured Brian Griese, broke Frank Tripucka's 38-year old franchise passing record (447) with 462 passing yards and tied the team record with five touchdown passes. **DECEMBER 3** — Mike Anderson rushes for 251 yards in a 38-23 win at New Orleans to set an all-time NFL rookie rushing record for a single game. He also broke the franchise single-game rushing mark by posting the fourth best rushing day by any player in NFL history, and set a Broncos record with four touchdowns in the game. Jason Elam also set an NFL record, converting his 304th consecutive point-after attempt, breaking Norm Johnson's previous record of 303. **DECEMBER 23** — The Broncos play their final game ever at Mile High Stadium, defeating San Francisco 38-9 before the second largest crowd in the stadium's history, 76,098. It was the largest crowd ever for a Broncos regular season game, and those in attendance were treated to an outstanding performance from the home team on this historic day. The Broncos set franchise single-season records for passing yards (4,243) and total yards (6,554), with the latter figure ranking fifth in NFL history. Ed McCaffrey and Rod Smith each hit the 100-catch mark for the season—just the second pair of teammates to do so in the same season in NFL history—with McCaffrey (101) breaking Lionel Taylor's 39-year old franchise record (100), while Smith ties it. Smith shatters the club record with 1,602 receiving yards for the season. Running back Mike Anderson sets franchise rookie rushing records with 1,487 yards and 15 touchdowns for the season.

2001

FEBRUARY 4 — The Broncos are represented at the annual AFC-NFC Pro Bowl in Honolulu by quarterback Brian Griese, center Tom Nalen, defensive tackle Trevor Pryce and wide receiver Rod Smith. Griese and Nalen are unable to play because of injuries. **AUGUST 25** — The Broncos play their first preseason game at INVESCO Field at Mile High, vs. the New Orleans Saints, winning 31-24. **SEPTEMBER 10** — The Broncos officially christen INVESCO Field at Mile High with a season-opening 31-20 win over the New York Giants on Monday Night Football. The game is marred only by the broken left leg suffered by wide receiver Ed McCaffrey, and further put out of the spotlight the next morning by the terrorist attacks on the United States. **SEPTEMBER 23** — Wide receiver Rod Smith sets a team record with 14 receptions in a 38-17 win at Arizona. **OCTOBER 7** — Cornerback Deltha O'Neal ties an NFL record by becoming the 18th player in league history (19th time) to intercept four passes in one game, in Denver's 20-6 defeat of Kansas City at INVESCO Field at Mile High. He joins former Broncos Austin "Goose" Gonsoulin (1960) and Willie Brown (1964) on that list. **NOVEMBER 5** — Kicker Jason Elam became one of just 30 players in NFL history to score 1,000 career points, converting four field goals in a 38-28 loss at Oakland on Monday Night Football. His second field goal also accounted for the 20,000th point scored in the history of Monday Night Football. **NOVEMBER 22** — The Broncos defeat the Dallas Cowboys 26-24 at Texas Stadium on Thanksgiving Day, marking the club's first Thanksgiving Day appearance since 1990.

2002

JANUARY 28 — Ted Sundquist is promoted to general manager after six years as director of college scouting. **FEBRUARY 4** — The Broncos are represented in the annual AFC-NFC Pro Bowl in Honolulu by tight end Dwayne Carswell, kicker Jason Elam, linebacker/special teams player Ian Gold, cornerback Deltha O'Neal, defensive tackle Trevor Pryce, wide receiver Rod Smith and linebacker Al Wilson. Pryce and Smith are unable to play because of injuries.



THE DENVER BRONCOS' PLEDGE TO COMMUNITY DEVELOPMENT

The Community Development Department, in collaboration with Broncos Charities, strives to improve the quality of life for Coloradoans through youth, health and hunger initiatives, with a secondary focus on individuals with disabilities.

DENVER BRONCOS CHARITIES FUND

Established in 1994, as a fund of the Robert R. McCormick Tribune Foundation, the Denver Broncos Charities Fund annually strives to support Colorado community. Through the Charities Fund, the Broncos assist several non-profit organizations that operate to improve and affect the lives of hungry, homeless, young and disabled citizens of Colorado. The McCormick Foundation matches every dollar raised by the fund to support these causes.




Since the establishment of the DBCF, an excess 18 million dollars has been granted to several charitable organizations throughout Colorado. Included are the Broncos Academy, Ronald McDonald House and Special Olympics of Colorado.

YOUTH PROGRAMS

BRONCOS ACADEMY

The Denver Broncos and East High School have collaborated for many years in an effort to target freshman and sophomores who may be experiencing a difficult time with the transition into the high school setting. By helping students acquire the knowledge, experience and skills necessary to become academically motivated, the Denver Broncos hope to help ease this transition. In 2002, INVESCO Funds will partner with the Broncos to help expand the program and allow for new programs.



DENVER BRONCOS/GATORADE JUNIOR TRAINING CAMPS

With safety the number one priority, the Denver Broncos and Gatorade have collaborated over the past three years to host free football camps that help expose children to the game of football and learn its rules. Thousands of Denver-area youth have participated in the camps that include motivational talks and football-themed activities. Children ages six to 12 are invited, free of charge, to attend the late-spring sessions to learn about basic health and fitness in a fun, safe environment.



READ LIKE A PRO

The Denver Broncos, US Bank and the Public Education and Business Coalition are in the third year of their football-themed reading program, which is designed to help elementary school students improve their reading skills. Since its induction, Read Like a Pro has helped to make children excited about reading and read more often by sending a team spokesperson to selected elementary schools for a weekly reading session with students. The Denver Broncos are striving to have a lasting impact in developing the minds of our youth.

HEALTH PROGRAMS

TACKLING PROSTATE CANCER

This past season some of the Denver Broncos biggest hitters also acted as spokesmen for a new campaign to battle prostate cancer. Al Wilson and Trevor Pryce helped to promote a weeklong series of free prostate cancer screenings at health facilities across the metro area. The event is a partnership with the Prostate Cancer Education Center, the NFL and Health One that strives to help detect prostate cancer in its early stages.





SACK 'EM PROJECT


Last year marked the 14-year anniversary of the Denver Broncos support of Saint Anthony's Hospital's Flight for Life Program. The program provides rapid access to medical care, which has been a major concern for rural and mountain communities in this region. Trauma is the fourth-leading cause of death in the United States and affects more than 50 million Americans. For every sack the Broncos make a donation is given to the Flight for Life program.

DENVER BRONCOS COMMUNITY BLOOD DRIVE

Last year the Broncos hosted the most successful blood drive in Colorado history with a staggering 1,866 donations. For the fourth consecutive year Broncos players, alumni, cheerleaders and staff members worked diligently during the one-day event to make sure the large group of donors were tended to as quickly as possible. Thanks to the support of several people, the "Drive for Life" Blood Drive has rapidly helped to increase the blood supply in Colorado and will continue to be an important even to the Denver Broncos.

RACE FOR THE CURE / SUSAN KOMEN BREAST CANCER FOUNDATION

For the fourth consecutive year the Denver Broncos and the NFL will join forces to support the Susan Komen Breast Cancer Foundation's Race for the Cure. Through donations the Broncos will continue to support the fight to eliminate breast cancer as a life-threatening disease by advancing research, education, screening and treatment.



HUNGER PROGRAMS

BRONCOS WIVES FOOD DRIVE

Each year efforts made by player, coach and staff wives to collect cash donations and non-perishable food items is one of the Broncos' most successful community outreach programs. The drive began 19 years ago and grows larger each year with the help of generous fans. Each year a home football game is selected where Broncos wives are stationed outside of stadium's gates to collect donations. In 2001, the drive raised over \$70,000 in cash donations and nearly 124,000 pounds of non-perishable food items were collected for various causes in Colorado.





DENVER RESCUE MISSION HOLIDAY PROGRAM

This past holiday season a group of players, along with the organization, hosted a holiday dinner at the Oxford Hotel for the families and presented gifts to all children in attendance. A special visit by team mascot "Miles," dressed as Santa Claus, made the evening complete.



THE DENVER BRONCOS CHEERLEADERS

On the field these 26 women can capture the attention of 76,000 fans and off the field they seize the hearts and respect of thousands more. Community activity is one of the most important elements of a Broncos Cheerleader's duties. Last season the squad performed more than 950 hours of volunteer work for more than 70 organizations ranging from The Children's Hospital to the American Cancer Foundation.

Last year, the Cheerleaders traded in their uniforms and pom-poms for catchers mitts and aluminum bats, in preparation for their first annual Denver Broncos Cheerleaders Celebrity Softball Game. Intrigued by the story of Denver conjoined twins Lexi and Sydney Stark, the squad organized the fundraising softball game that included several local celebrities to help assist with the Stark family medical bills. The Denver Broncos Cheerleaders will annually host this event to raise money for worthy causes in Colorado.

Entering their 10th season, the Denver Broncos Cheerleaders are one of the premier teams in the National Football League. The Broncos brought back cheerleaders in 1993 after a 17-year absence and are proud of the work the team does on the field, and most importantly in the community.

The Broncos Cheerleaders are selected through auditions held each spring. This year, approximately 300 women tried out for the 26 available positions. Auditions focus primarily on dance ability; however, appearance, personal accomplishments and community involvement are also contributing factors.

Known for their distinctive western uniforms, the Cheerleaders wear long leather chaps and jackets in the fall months, ski-wear for cold games and a more traditional cheerleading leather skirt and vest in the summer months. The three uniform changes give them flexibility with the rapidly changing Colorado weather.

In 2001, the cheerleaders will have a calendar, poster and other merchandise available for sale. For more information on the Cheerleaders, contact Teresa Schroeder (720) 258-3176, or look up their page on the official Denver Broncos web site at www.denverbroncos.com.



Teresa Schroeder
Director



Shelly Trujillo
Assistant Director



Shawna Peters
Director, Jr. Cheerleaders



"THUNDER" THE DENVER BRONCOS MASCOT

Every touchdown scored by the Denver Broncos is the result of a perfectly executed assignment by a player and their performance calls for a follow-up act...by a horse. Thunder, the Denver Broncos' team mascot, is a 19-year-old purebred Arabian stallion. Following every Broncos touchdown Thunder displays his impressive canter from one end zone to the other.

Thunder, provided by Magness Racing Ventures of Denver, is in his 10th season during the Broncos 2002 season. Throughout his first nine seasons Thunder has charmed and thousands of fans. He has also started a new tradition with the Broncos, holding an annual Christmas party for underprivileged kids in the Denver area.

Although Thunder's registered name is JB Kobask, he was given the "stage name" Thunder for his mascot duties. Thunder made his debut at Mile High Stadium Sept. 12, 1993 during a Broncos victory over the San Diego Chargers. In addition to appearing at all Broncos home games, Thunder has also made appearances at both Super Bowl XXXII and XXXIII.

"We are avid Broncos fans and felt that an Arabian stallion would be an appropriate mascot," says Sharon Magness owner of Magness Racing Ventures. "We are thrilled to have this chance to show the general public that Arabians are athletic, intelligent and friendly animals."

Thunder—not bashful in front of crowds—is a champion show horse. His competition victories include the Hunter Pleasure Champion of the Wyoming Arabian Horse Association Show in 1993, Reserve Champion of the Pure Breed Western Pleasure at the Colorado State Fair in 1989, and first place in Pure Breed Western Pleasure at the Rocky Mountain Arabian Horse Show in 1989.

Thunder is trained by Tom Hudson, manager/trainer of Magness Racing Ventures and an accomplished equestrian. Hudson shows horses in the top Arabian horse shows around the country, although not with Thunder. He has been taken off the horse-show circuit for his career in football.



Thunder made his debut as the Broncos' mascot in 1993 and was an instant hit with the team's fans.

INVESCO FIELD AT MILE HIGH



The Denver Broncos began a new era in 2001 as they took the field in a new stadium, INVESCO Field at Mile High. Built adjacent to their previous home of 41 years, Mile High Stadium, the new stadium features first-class, state-of-the-art amenities for the teams and fans alike.

With seating capacity set at 76,125, INVESCO Field at Mile High is one of the largest stadiums in the National Football League. It includes 1.7 million square feet of space (approximately twice that of Mile High Stadium), providing the ultimate in comfort and convenience, including wider concourses, wider seats, more restrooms, elevators and escalators and full-service accommodations for people with disabilities.

INVESCO Field at Mile High features 124 luxury suites on two levels, as well as 8,000 club seats. It is highlighted by an emphasis on state-of-the-art technology, while maintaining the traditional aspects of Mile High Stadium that gave the Broncos a decided home-field advantage over the years. Those features include the close proximity of the seats to the field, as well as steel treads and risers that fans utilize to create the same deafening roar that characterized Mile High Stadium.

The stadium was designed and built by Turner/Empire/Alvarado Construction and HNTB Architects, in association with Fentress Bradburn Architects and Bertram A. Bruton Architects. Numerous Colorado companies and hundreds of professional designers, engineers and construction tradesmen were involved in the construction of the new state-of-the-art facility.

Construction began during the summer of 1999 and official groundbreaking was held Aug. 17, 1999. The Broncos won the first game ever played in the new stadium, 31-24, over New Orleans on Aug. 25, 2001, and won the first regular season game, 31-20, over the New York Giants on Sept. 10, 2001.





INVESCO FIELD AT MILE HIGH FACTS

LOCATION

1701 Bryant Street in Denver, just west of Interstate 25, near downtown

DEVELOPER AND OWNER

Metropolitan Football Stadium District

SEATING

Capacity 76,125
(Lower Level-31,950 / Mid Level-19,100 / Upper Level-25,075)

SUITES

124 Luxury Suites on two levels

AREA

Site: Approximately 83 acres
Footprint: 15.34 acres
Gross square footage: 1,693,000

ARCHITECT

HNTB Corporation, in association with Fentress Bradburn Architects and Bertram A. Bruton & Associates

CONTRACTOR

Turner Construction, Empire Construction, Alvarado Construction

BY THE NUMBERS

- 1,717,000 square feet area
- 4,844,000 field man hours
- 300,000 cubic yards of excavation
- 85,000 cubic yards of concrete (enough to build the foundations for all the houses in Trinidad, Colo. (pop. 9,900))
- 12,000,000 pounds of reinforced steel
- 1,500,000 square feet of wire mesh
- 12,000 tons of structural steel
- 130,000 bricks
- 1,600,000 masonry blocks
- 1,000,000 square feet of drywall
- 500,000 square feet of sidewalks
- 2,100,000 square feet of asphalt paving (equivalent to 16 miles of two-lane highway)
- 256 miles of post tensioning cable (enough to stretch from Trinidad, Colo., to Fort Collins)
- 35,000 linear feet of curb
- 130,000 square feet of curtainwall
- 31,000 square feet of suite windows
- 200,000 pounds of aluminum
- 30,000 square feet of glass
- 76,000 square feet of metal panels
- 1,500 plumbing fixtures
- 25,000 light fixtures
- 2,500 tons of cooling

INVESCO FIELD AT MILE HIGH SEATING DIAGRAM



MEDIA PARKING DIAGRAM



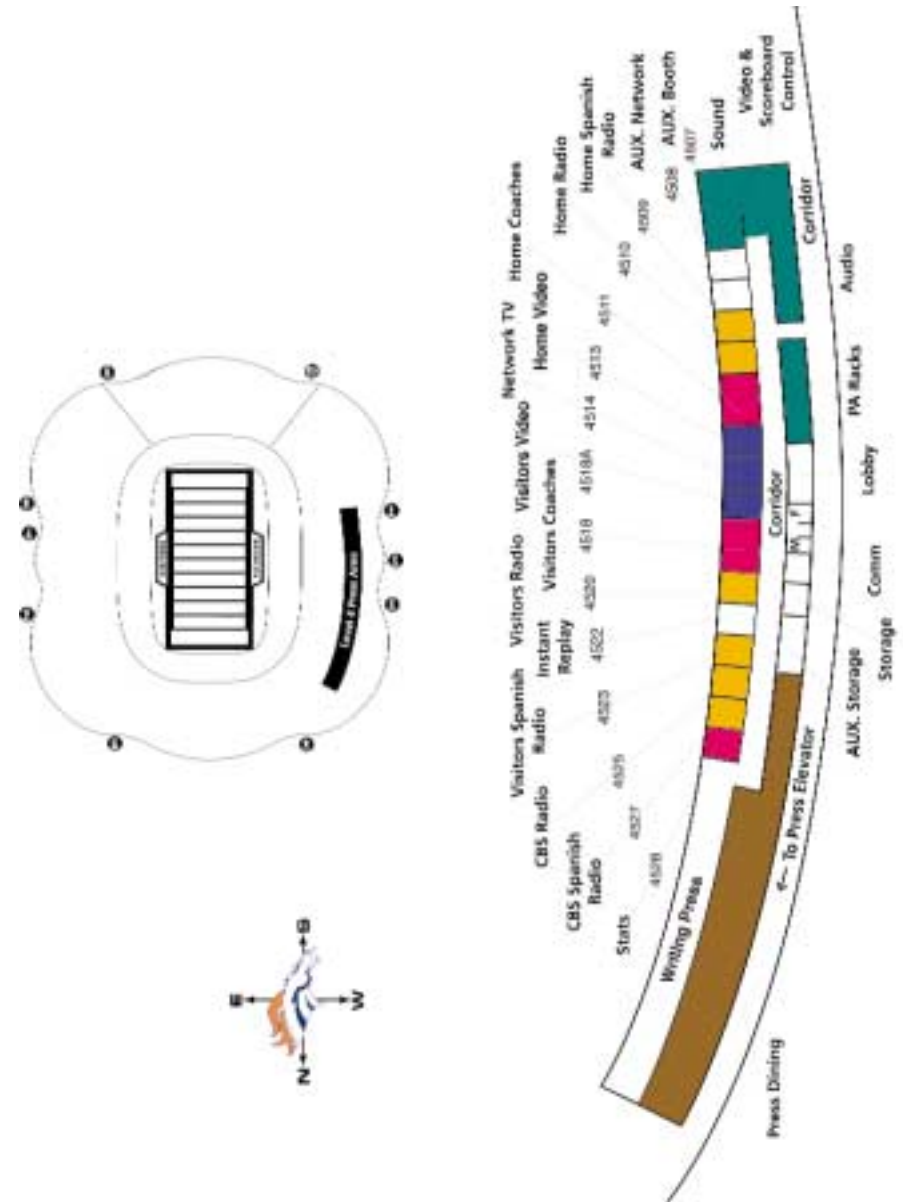
Access to Lots H&I will be from 20th Ave. Vehicles coming from the north should exit at 23rd Ave., go straight through the intersection onto a special frontage road, and then follow the directions to Lots H&I.

Vehicles coming from the south should exit at 17th Ave., go under I-25, turn right onto Bryant Street, and follow the directions to Lots H&I.

Lots H&I can also be accessed from Federal Blvd. and 20th Ave.

After parking your vehicle, media access is through the North Security Entrance between Gates 4 & 5.

PRESS LEVEL DIAGRAM



BRONCOS STADIUM HISTORY

The Denver Broncos played nearly all of their home games for the first 41 seasons of club history in one building. Known since 1969 as Mile High Stadium, the facility opened in 1948 as Bears Stadium for the Denver Bears of baseball's old Western League, with long range plans to utilize it for football as well. When Denver became a charter member of the American Football League in 1959, the south stands (8,100 seats) and portable east stands (9,616 seats) were added to give a capacity of 34,657 for football. The Broncos began play in 1960.

After Denver voters turned down a stadium bond issue to build an all-purpose metropolitan stadium in 1967, a non-profit group began a fund-raising drive with the goal of purchasing the stadium for the city. In February 1968, the group bought the stadium from Rocky Mountain Empire Sports for \$1.8 million and presented it to the city of Denver. A 16,000-seat upper deck was immediately constructed over the west stands, raising the capacity to over 50,000 for the 1968 season. In December 1968, the stadium was renamed Denver Mile High Stadium.

The Broncos posted a home record of 191-109-7 (.634) in 41 seasons of play from 1960-2000. With the exception of two games played at the University of Denver Stadium (1962 and '63 home openers; 1-1 record), every Broncos home game was played in the single facility known either as Bears Stadium or Mile High Stadium, with the club posting a 190-108-7 record (.638) in the building. The Broncos went 19-40-2 (.328) from 1960-68 in Bears Stadium, then 171-68-5 (.711) from 1969-2000 after the name was changed to Mile High Stadium.

The stadium was filled for every regular season game from the beginning of the 1970 season through its final season in 2000. The Broncos sold out 237 consecutive regular season games, and with postseason contests the total reached 250 over the 31-year period.

Expansion of Mile High Stadium, begun in 1975, was completed for the 1977 season to give the Broncos the seventh-largest home facility in the league. Denver voters passed a \$25 million bond issue in 1974 to expand and improve the stadium from its capacity of 51,706 to 75,100. The stadium held 63,532 for the 1976 season, halfway through the project.

Bringing the stadium to its final capacity of 76,098 in 1986 was the construction of 60 Penthouse Suites atop the west stands.

One of the unique aspects of Mile High Stadium was its movable east stands. The massive single section, when fully extended, formed a horseshoe configuration for football, and when retracted, was in position for baseball. The three-tiered structure, measuring 535 feet in length, 135 feet in height and 200 feet in depth, weighed nearly nine million pounds and was moved a distance of 145 feet between the two configurations.

The move was facilitated by a process involving a thin layer of water on which the structure moved. Water was pumped onto more than 90,000 square feet of runways and formed a .003-inch sheet upon which the stands rested. Hydraulic rams then pushed the stands forward at the rate of three feet per minute, making the move last somewhere around two hours.

Demolition of Mile High Stadium was completed in March 2002.



The Broncos played their home games at Mile High Stadium from inception in 1960 until 2000. The facility, built in 1948, was known as Bears Stadium until 1969.

FAST FACTS

Broncos Home Record, 1960-2000
(Bears Stadium/Mile High Stadium, University of Denver Stadium):
191-109-7 (.634)

Broncos Record at Bears Stadium/ Mile High Stadium:
190-108-7 (.638)
19-40-2 (.328) as Bears Stadium, 1960-68
171-68-5 (.711) as Mile High Stadium, 1969-2000

Broncos Record at U. of Denver Stadium:
1-1 (.500)

First Broncos Game at Bears Stadium:
Oct. 2, 1960 • Denver Broncos 31
Oakland Raiders 14

Last Broncos Game at Mile High Stadium:
Dec. 23, 2000 • Denver Broncos 38
San Francisco 49ers 9

BRONCOS' RADIO NETWORK



Dave Logan
Play-by-Play



Scott Hastings
Color Commentary

It's a Rocky Mountain tradition: 850 KOA and the Denver Broncos. For the 33rd consecutive season, Denver's 50,000-watt station serves as the flagship for the Denver Broncos game broadcast network.

Dave Logan is in his sixth full season as voice of the Broncos, following seven years as color analyst on the broadcasts. Logan's background reads like an All-American dream: A Colorado native, he is one of two athletes (Dave Winfield) drafted by franchises in Major League Baseball, the NBA and the NFL. Logan chose the latter, starting for the Cleveland Browns from 1976-83, and ascending into the top five of virtually every receiving category in the franchise record books. He played his final season in Denver in 1984.

Since then, Logan has brought his love for sports and knowledge of the games to Colorado radio listeners as co-host of KOA's award-winning talk show, the Sports Zoo, weekdays from 3-7 p.m. He was named 1997 Broadcast Citizen of the Year in Colorado, following Colorado Sportscaster of the Year awards in 1992, '93 and '98. Logan co-hosts the weekly, in-season television show, "Broncos Huddle with Mike Shanahan," on KUSA-TV, and he is also the head football coach at Chatfield High School in Littleton, Colo. He led Arvada (Colo.) West High School to a state championship in 1997.

Scott Hastings joins Logan in the booth for his sixth year as color commentator, having proved himself a savvy and thorough analyst, complementing Logan's play-by-play. An 11-year veteran of the National Basketball Association, Hastings was a member of the Detroit Pistons' 1989-90 World Champion.

In addition to his co-hosting duties on KOA's Sports Zoo, Hastings provides analysis on professional and college basketball and football for Fox Sports Net Rocky Mountain and TNT, and is a former sports anchor on Denver's Channel 2 "Sports Tonight."

DENVER BRONCOS RADIO NETWORK • 2002 AFFILIATE STATIONS

FLAGSHIP STATION: KOA 850 AM, DENVER

COLORADO	KALQ 93.5 FM	Hays 1400 AM	KAYS 1400 AM	OREGON	
Alamosa	KNFO 106.1 FM	Liberal	KSCB 1270 AM	Ontario*	KSRV 1380 AM
Aspen	KSKE 104.7 FM	MONTANA		SOUTH DAKOTA	
Avon	KVOR 1300 AM	Billings*	KGHL 790 AM	Aberdeen*	KSDN 930 AM
Colorado Springs	KRAI 550 AM	Bozeman*	KMMS 1450 AM	Belle Fourche*	KBFS 1450 AM
Craig	KRSJ 100.5 FM	Colstrip*	KOAL 106.1 FM	Lemmon*	KBJM 1400 AM
Durango	KIIX 1410 AM	Dillon*	KDBM 1490 AM	Rapid City	KOTA 1380 AM
Fort Collins	KSIR 1010 AM	Glendive*	KDZN 96.5 FM	UTAH	
Fort Morgan	KYSL 93.9 FM	Great Falls*	KEIN 1310 AM	Blanding	KUTA 790 AM
Frisco	KMTS 99.1 FM	Lewistown*	KXLO 1230 AM	WYOMING	
Glenwood Springs	KRKY 930 AM	Malta*	KMMR 100.1 FM	Buffalo*	KBBS 1450 AM
Granby	KEKB 99.9 FM	Miles City*	KMTA 1050 AM	Casper	KTWO 1030 AM
Grand Junction	KFKA 1310 AM	Missoula*	KGRZ 1450 AM	Cheyenne	KGAB 1240 AM
Greeley	KPKE 1490 AM	Wolf Point*	KVCK 1450 AM	Cody*	KODI 1400 AM
Gunnison	KKDC 101.5 FM	NEBRASKA		Douglas*	KKTY 1470 AM
Lamar	KUBC 580 AM	Alliance	KCOW 1400 AM	Gillette*	KIML 1270 AM
Montrose	KWUF 1400 AM	Chadron	KCSR 610 AM	Green River*	KUGR 1490 AM
Pagosa Springs	KGHP 590 AM	Kearney	KKPR 1460 AM	Kemmerer*	KMER 950 AM
Pueblo	KRGS 690 AM	Lincoln	KLMS 1480 AM	Lander	KOVE 1330 AM
Rifle	KVRH 1340 AM	North Platte	KOOQ 1410 AM	Laramie	KOWB 1290 AM
Salida	KBCR 1230 AM	Scottsbluff	KNEB 960 AM	Newcastle*	KASL 1240 AM
Steamboat Springs	KNNG 104.7 FM	NEVADA		Rawlins*	KRAL 1240 AM
Sterling	KCRT 1240 AM	Reno	KSHP 1400 AM	Riverton*	KVOW 1450 AM
Trinidad	KSPK 102.3 FM	NEW MEXICO	KPTT 630 AM	Sheridan*	KROE 930 AM
Walsenburg	KNEC 100.9 FM	Albuquerque	KNML 610 AM	Sundance*	KYDT 103.1 FM
Yuma	KTFI 1270 AM	Artesia	KNVP 990 AM	Thermopolis*	KTHE 1240 AM
IDAHO		Farmingington	KKFG 104.5 FM	Torrington*	KGOS 1490 AM
Twin Falls*		NORTH DAKOTA		Wheatland*	KYCN 1340 AM
KANSAS		Bismarck	KXMR 710 AM	Worland*	KWOR 1340 AM
Garden City	KYBD 94.5 FM	Bowman*	KPOK 1340 AM		
Goodland	KLOE 730 AM				

*Northern Sports Network

FINAL 2001 NFL STANDINGS

AMERICAN FOOTBALL CONFERENCE

Eastern Division						
	W	L	T	Pct.	Pts.	OP
New England*	11	5	0	.688	371	272
Miami#	11	5	0	.688	344	290
N.Y. Jets#	10	6	0	.625	308	295
Indianapolis	6	10	0	.375	413	486
Buffalo	3	13	0	.188	265	420

Central Division						
	W	L	T	Pct.	Pts.	OP
Pittsburgh*	13	3	0	.812	352	212
Baltimore#	10	6	0	.625	303	265
Cleveland	7	9	0	.438	285	319
Tennessee	7	9	0	.438	336	388
Jacksonville	6	10	0	.375	294	286
Cincinnati	6	10	0	.375	226	309

Western Division						
	W	L	T	Pct.	Pts.	OP
Oakland*	10	6	0	.625	399	327
Seattle	9	7	0	.562	301	324
Denver	8	8	0	.500	340	339
Kansas City	6	10	0	.375	320	344
San Diego	5	11	0	.312	332	321

*Division Champion; #Wild Card team.

New England finished ahead of Miami based on better division record (6-2 to Dolphins' 5-3); Baltimore was second wild card ahead of N.Y. Jets based on better record against common opponents (3-2 to Jets' 2-2); Cleveland finished ahead of Tennessee based on better division record (5-5 to Titans' 3-7); Jacksonville finished ahead of Cincinnati based on head-to-head record (2-0); N.Y. Giants finished ahead of Arizona based on head-to-head record (2-0); Green Bay was first wild card ahead of San Francisco based on better conference record (9-3 to 49ers' 8-4); New Orleans finished ahead of Atlanta based on better division record (4-4 to Falcons' 3-5).

2001 POSTSEASON

AFC Wild Card Playoff Games

OAKLAND 38, New York Jets 24
Baltimore 20, MIAMI 3

AFC Divisional Playoff Games

NEW ENGLAND 16, Oakland 13
PITTSBURGH 27, Baltimore 10

AFC Championship Game

New England 24, PITTSBURGH 17

Super Bowl XXXVI at the Louisiana Superdome, New Orleans, La.

New England (AFC) 20, St. Louis (NFC) 17

AFC-NFC Pro Bowl at Aloha Stadium, Honolulu, Hawaii

AFC 38, NFC 30

NATIONAL FOOTBALL CONFERENCE

Eastern Division						
	W	L	T	Pct.	Pts.	OP
Philadelphia*	11	5	0	.688	343	208
Washington	8	8	0	.500	256	303
New York Giants	7	9	0	.438	294	321
Arizona	7	9	0	.438	295	343
Dallas	5	11	0	.312	246	338

Central Division						
	W	L	T	Pct.	Pts.	OP
Chicago*	13	3	0	.812	338	203
Green Bay#	12	4	0	.750	390	266
Tampa Bay#	9	7	0	.562	324	280
Minnesota	5	11	0	.312	290	390
Detroit	2	14	0	.125	270	424

Western Division						
	W	L	T	Pct.	Pts.	OP
St. Louis*	14	2	0	.875	503	273
San Francisco#	12	4	0	.750	409	282
New Orleans	7	9	0	.438	333	409
Atlanta	7	9	0	.438	291	377
Carolina	1	15	0	.062	253	410

NFC Wild Card Games

PHILADELPHIA 31, Tampa Bay 9
GREEN BAY 25, San Francisco 15

NFC Divisional Playoff Games

Philadelphia 33, CHICAGO 19
ST. LOUIS 45, Green Bay 17

NFC Championship Game

ST. LOUIS 29, Philadelphia 24

ALL-TIME CHAMPIONSHIP SCORES

SUPER BOWLS

2001	New England 20, St. Louis 17 at New Orleans
2000	Baltimore 34, New York Giants 7 at Tampa
1999	St. Louis 23, Tennessee 16 at Atlanta
1998	Denver 34, Atlanta 19 at Miami
1997	Denver 31, Green Bay 24 at San Diego
1996	Green Bay 35, New England 21 at New Orleans
1995	Dallas 27, Pittsburgh 17 at Tempe
1994	San Francisco 49, San Diego 26 at Miami
1993	Dallas 30, Buffalo 13 at Atlanta
1992	Dallas 52, Buffalo 17 at Pasadena
1991	Washington 37, Buffalo 24 at Minneapolis
1990	New York Giants 20, Buffalo 19 at Tampa
1989	San Francisco 55, Denver 10 at New Orleans
1988	San Francisco 20, Cincinnati 16 at Miami
1987	Washington 42, Denver 10 at San Diego
1986	New York Giants 39, Denver 20 at Pasadena
1985	Chicago 46, New England 10 at New Orleans
1984	San Francisco 38, Miami 16 at Palo Alto, Calif.
1983	Los Angeles Raiders 38, Washington 9 at Tampa
1982	Washington 27, Miami 17 at Pasadena
1981	San Francisco 26, Cincinnati 21 at Detroit
1980	Oakland 27, Philadelphia 10 at New Orleans
1979	Pittsburgh 31, Los Angeles 19 at Pasadena
1978	Pittsburgh 35, Dallas 31 at Miami
1977	Dallas 27, Denver 10 at New Orleans
1976	Oakland 32, Minnesota 14 at Pasadena
1975	Pittsburgh 21, Dallas 17 at Miami
1974	Pittsburgh 16, Minnesota 6 at New Orleans
1973	Miami 24, Minnesota 7 at Houston
1972	Miami 14, Washington 7 at Los Angeles
1971	Dallas 24, Miami 3 at New Orleans
1970	Baltimore 16, Dallas 13 at Miami
1969	Kansas City 23, Minnesota 7 at New Orleans
1968	New York Jets 16, Baltimore 7 at Miami
1967	Green Bay 33, Oakland 14 at Miami
1966	Green Bay 35, Kansas City 10 at Los Angeles

AFL-AFC CHAMPIONSHIP GAMES

2001	New England 24, at Pittsburgh 17
2000	Baltimore 16, at Oakland 3
1999	Tennessee 33, at Jacksonville 14
1998	at Denver 23, N.Y. Jets 10
1997	Denver 24, at Pittsburgh 21
1996	at New England 20, Jacksonville 6
1995	at Pittsburgh 20, Indianapolis 16
1994	San Diego 17, at Pittsburgh 13
1993	at Buffalo 30, Kansas City 13
1992	Buffalo 29, at Miami 10
1991	at Buffalo 10, Denver 7
1990	at Buffalo 51, L.A. Raiders 3
1989	at Denver 37, Cleveland 21
1988	at Cincinnati 21, Buffalo 10
1987	at Denver 38, Cleveland 33
1986	Denver 23, at Cleveland 20 (OT)
1985	New England 31, at Miami 14
1984	at Miami 45, Pittsburgh 28
1983	at L.A. Raiders 30, Seattle 14
1982	at Miami 14, New York Jets 0
1981	at Cincinnati 27, San Diego 7
1980	Oakland 34, at San Diego 27
1979	at Pittsburgh 27, Houston 13
1978	at Pittsburgh 34, Houston 5
1977	at Denver 20, Oakland 17
1976	at Oakland 24, Pittsburgh 7
1975	at Pittsburgh 16, Oakland 10
1974	Pittsburgh 24, at Oakland 13
1973	at Miami 27, Oakland 10
1972	Miami 21, at Pittsburgh 17
1971	at Miami 21, Baltimore 0
1970	at Baltimore 27, Oakland 17
1969	Kansas City 17, at Oakland 7
1968	at New York Jets 27, Oakland 23
1967	at Oakland 40, Houston 7
1966	Kansas City 31, at Buffalo 7
1965	Buffalo 23, at San Diego 0
1964	at Buffalo 20, San Diego 7
1963	at San Diego 51, Boston 10
1962	Dallas 20, at Houston 17 (OT)
1961	Houston 10, at San Diego 3
1960	at Houston 24, Los Angeles 16

NFL-NFC CHAMPIONSHIP GAMES

2001	at St. Louis 29, Philadelphia 24
2000	at New York Giants 41, Minnesota 0
1999	at St. Louis 11, Tampa Bay 6
1998	Atlanta 30, at Minnesota 27 (OT)
1997	Green Bay 23, at San Francisco 10
1996	at Green Bay 30, Carolina 13
1995	at Dallas 38, Green Bay 27
1994	at San Francisco 38, Dallas 28
1993	at Dallas 38, San Francisco 21
1992	Dallas 30, at San Francisco 20
1991	at Washington 41, Detroit 10
1990	N.Y. Giants 15, at San Francisco 13
1989	at San Francisco 30, Los Angeles 3
1988	San Francisco 28, at Chicago 3
1987	at Washington, 17, Minnesota 10
1986	at New York Giants 17, Washington 0
1985	at Chicago 24, Los Angeles Rams 0
1984	at San Francisco 23, Chicago 0
1983	at Washington 24, San Francisco 17
1982	at Washington 34, Dallas 17
1981	at San Francisco 28, Dallas 27
1980	at Philadelphia 20, Dallas 7
1979	Los Angeles 9, at Tampa Bay 0
1978	Dallas 28, at Los Angeles 0
1977	at Dallas 23, Minnesota 6
1976	at Minnesota 24, Los Angeles 13
1975	Dallas 37, at Los Angeles 7
1974	at Minnesota 14, Los Angeles 10
1973	Minnesota 27, at Dallas 10
1972	at Washington 26, Dallas 3
1971	at Dallas 14, San Francisco 3
1970	Dallas 17, at San Francisco 10
1969	at Minnesota 27, Cleveland 7
1968	Baltimore 34, at Cleveland 0
1967	at Green Bay 21, Dallas 17
1966	Green Bay 34, at Dallas 27
1965	at Green Bay 23, Cleveland 12
1964	at Cleveland 27, Baltimore 0
1963	at Chicago 14, New York Giants 10
1962	Green Bay 16, at New York Giants 7
1961	at Green Bay 37, New York Giants 0
1960	at Philadelphia 17, Green Bay 13
1959	at Baltimore 31, New York Giants 16
1958	Baltimore 23, at New York Giants 17 (OT)
1957	at Detroit 59, Cleveland 14
1956	at New York Giants 47, Chicago 7
1955	Cleveland 38, at Los Angeles 14
1954	at Cleveland 56, Detroit 10
1953	at Detroit 17, Cleveland 16
1952	Detroit 17, at Cleveland 7
1951	at Los Angeles 24, Cleveland 17
1950	at Cleveland 30, Los Angeles 28
1949	Philadelphia 14, at Los Angeles 0
1948	at Philadelphia 7, Chicago Cardinals 0
1947	at Chicago Cardinals 28, Philadelphia 21
1946	Chicago Bears 24, at New York Giants 14
1945	at Cleveland Rams 15, Washington 14
1944	Green Bay 14, at New York Giants 7
1943	at Chicago Bears 41, Washington 21
1942	at Washington 14, Chicago Bears 6
1941	at Chicago Bears 37, New York Giants 9
1940	Chicago Bears 73, at Washington 0
1939	at Green Bay 27, New York Giants 0
1938	at New York Giants 23, Green Bay 17
1937	Washington 28, at Chicago Bears 21 at Polo Grounds, N.Y.
1936	Green Bay 21, Boston Redskins 6
1935	at Detroit Lions 26, New York Giants 7
1934	at N.Y. Giants 30, Chicago Bears 13
1933	at Chicago Bears 23, N.Y. Giants 21

FUTURE SUPER BOWLS

Super Bowl XXXVII	January 26, 2003.....	Qualcomm Stadium, San Diego, Calif.
Super Bowl XXXVIII	February 1, 2004.....	Reliant Stadium, Houston, Texas
Super Bowl XXXIX	February 6, 2005.....	ALLTEL Stadium, Jacksonville, Fla.
Super Bowl XXXX	February 5, 2006.....	Ford Field, Detroit, Mich.

COLDEST GAMES IN DENVER BRONCOS HISTORY

(Note – Many play-by-plays from 1960 to 1969 did not include weather information. Wind chill figures are included only when noted on the play-by-play.)

Date	Game	Temp.	Wind Chill	Date	Game	Temp.	Wind Chill
Dec. 18, 1983	at Kansas City	0	-30	Dec. 10, 1989	vs. NY Giants	23	0
Dec. 17, 2000	at Kansas City	9	-1	Dec. 1, 1991	vs. New England	23	17
Dec. 10, 1972	vs. San Diego	9		Nov. 3, 1991	vs. Pittsburgh	23	
Dec. 20, 1981	at Chicago	14		Dec. 2, 1979	at Buffalo	24	
Jan. 1, 1978	vs. Oakland	18		Nov. 15, 1964	vs. NY Jets	25	
Dec. 14, 1975	vs. Philadelphia	18		Nov. 22, 1999	vs. Oakland	26	17
Dec. 27, 1987	vs. San Diego	20	-9	Nov. 16, 1968	vs. NY Jets	26	
Nov. 13, 2000	vs. Oakland	20		Nov. 18, 1962	vs. Dallas Texans	26	
Nov. 11, 1985	vs. San Francisco	20		Dec. 19, 1999	vs. Seattle	27	10
Dec. 3, 1972	at Kansas City	20		Dec. 2, 1984	at Kansas City	28	
Dec. 10, 2000	vs. Seattle	22	6	Nov. 9, 1997	vs. Carolina	28	13
Nov. 16, 1987	vs. Chicago	22	19	Sept. 29, 1985	vs. Miami	29	
Oct. 12, 1969	vs. Oakland	22		Oct. 15, 1984	vs. Green Bay	29	

TRAINING CAMP SITES

1960-61	Colorado School of Mines	Golden, Colo.
1962-64	Colorado State University	Fort Collins, Colo.
1965-66	Colorado School of Mines	Golden, Colo.
1967-71	Broncos headquarters	Adams County, Colo.
1972-75	California Poly-Pomona	Pomona, California
1976-81	Colorado State University	Fort Collins, Colo.
1982-2002	University of Northern Colorado	Greeley, Colo.

ALL-TIME RECORD ON ARTIFICIAL TURF

Opponent	Stadium	Record	Postseason
Atlanta Falcons	Georgia Dome	1-0	
Buffalo Bills	Rich Stadium	4-6	0-1
Chicago Bears	Soldier Field	1-3	
Cincinnati Bengals	Riverfront Stadium	3-3	
Dallas Cowboys	Texas Stadium/Superdome	1-2	0-1
Detroit Lions	Silverdome	2-2	
Houston Oilers	Astrodome	3-6	0-1
Indianapolis Colts	Hoosier Dome/RCA Dome	2-2	
Kansas City Chiefs	Arrowhead Stadium	9-12	
Miami Dolphins	Orange Bowl	0-1	
Minnesota Vikings	Metrodome	2-2	
New England Patriots	Schaefer Stadium	0-2	
New Orleans Saints	Superdome	1-1	
New York Giants	Giants Stadium	1-2	
New York Jets	Giants Stadium	1-2	
Philadelphia Eagles	Veterans Stadium	1-4	
Pittsburgh Steelers	Three Rivers Stadium	5-4	1-1
San Francisco 49ers	Superdome		0-1
St. Louis Cardinals	Busch Stadium	0-0-1	
St. Louis Rams	Trans World Dome	0-1	
Seattle Seahawks	Kingdome/Husky Stadium	12-13	0-1
Total		49-68-1 (.419)	1-6 (.167)
Division record		21-25 (.457)	
Non-division record		28-43-1 (.396)	

MEDICAL GLOSSARY

AC Joint — Acromioclavicular joint; joint of the shoulder where acromion process of the scapula and the distal end of the clavicle meet; most shoulder separations occur at this point.

Abduct — Movement of any extremity away from the midline of the body. This action is achieved by an abductor muscle.

Abrasion — Any injury which rubs off the surface of the skin.

Abscess — An infection which produces pus; can be the result of a blister, callus, penetrating wound or laceration.

Adduct — Movement of an extremity toward the midline of the body. This action is achieved by an adductor muscle.

Adhesion — Abnormal adherence of collagen fibers to surrounding structures during immobilization following trauma or as a complication of surgery which restricts normal elasticity of the structures involved.

Aerobic — Exercise in which energy needed is supplied by oxygen inspired and is required for sustained periods of vigorous exercise with a continually high pulse rate.

Anabolic Steroids — Steroids that promote tissue growth by creating protein in an attempt to enhance muscle growth. The main anabolic steroid is testosterone (male sex hormone).

Anaerobic — Exercise without use of oxygen as an energy source; short bursts of vigorous exercises.

Anaphylactic Shock — Shock that is caused by an allergic reaction.

Anterior Compartment Syndrome — Condition in which swelling within the anterior compartment of the lower leg jeopardizes the viability of muscles, nerves and arteries that serve the foot. In severe cases, emergency surgery is necessary to relieve the swelling and pressure.

Anterior Cruciate Ligament (ACL) — A primary stabilizing ligament within the center of the knee joint that prevents hyperextension and excessive rotation of the joint. A complete tear of the ACL necessitating reconstruction could require up to 12 months of rehabilitation.

Anterior Talofibular Ligament — A ligament of the ankle that connects the fibula (lateral ankle bone) to the talus. This ligament is oft times subject to sprain.

Anti-Inflammatory — Any agent which prevents inflammation, such as aspirin or ibuprofen.

Anterogram — A film demonstrating arteries after injection of a dye.

Arthrogram — X-ray technique for joints using air and/or dye injected into the affected area; useful in diagnosing meniscus tears of the knee and rotator cuff tears of the shoulder.

Arthroscopy — An instrument used to visualize the interior of a joint cavity.

Arthroscopy — A surgical examination of the internal structures of a joint by means for viewing through an arthroscope. An arthroscopic procedure can be used to remove or repair damaged tissue or as a diagnostic procedure in order to inspect the extent of any damage or confirm a diagnosis.

Aspiration — The withdrawal of fluid from a body cavity by means of a suction or siphonage apparatus, such as a syringe.

Atrophy — To shrivel or shrink from disuse, as in muscular atrophy.

Avascular Necrosis — Death of a part due to lack of circulation.

Auulsion — The tearing away, forcibly, of a part or structure.

Baker's Cyst — Localized swelling of a bursa sac in the posterior knee as a result of fluid that has escaped from the knee capsule. A Baker's cyst indicates that there is a trauma inside the knee joint that leads to excessive fluid production.

Bone Scan — An imaging procedure in which a radioactive-labeled substance is injected into the body to determine the status of a bony injury. If the radioactive substance is taken up the bone at the injury site, the injury will show as a "hot spot" on the scan image. The bone scan is particularly useful in the diagnosis of stress fractures.

Brachial Plexus — Network of nerves originating from the cervical vertebrae and running down to the shoulder, arm, hand, and fingers.

Bruise — A discoloration of the skin due to an extravasation of blood into the underlying tissues.

Bursa — A fluid-filled sac that is located in areas where friction is likely to occur, then minimizes the friction; for example between a tendon and bone.

Capsule — An enclosing structure which surrounds the joint and contains ligaments which stabilize that joint.

Cartilage — Smooth, slippery substance preventing two ends of bones from rubbing together and grating.

CAT Scan — Use of a computer to produce a cross sectional view of the anatomical part being investigated from X-ray data.

Cellulitis — Inflammation of cellular or connective tissue.

Cervical Vertebrae — Group of seven vertebrae located in the neck

Charley Horse — A contusion or bruise to any muscle resulting in intramuscular bleeding. No other injury should be called a charley horse.

Colles' Fracture — A fracture of the distal end of the radius with the lower end being displaced backward.

Concentric Muscle Contraction — A shortening of the muscle as it develops tension and contracts to move a resistance.

Concussion — Jarring injury of the brain resulting in dysfunction. It can be graded as mild, moderate or severe depending on loss of consciousness, amnesia and loss of equilibrium.

Contusion — An injury to a muscle and tissues caused by a blow from a blunt object

Cortical Steroids — Used to suppress joint inflammation.

Costochondral — Cartilage that separates the bones within the rib cage.

Cryokinetics — Treatment with cold and movement.

Cryotherapy — A treatment with the use of cold.

Cyst — Abnormal sac containing liquid or semi-solid matter.

Degenerative Joint Disease — Changes in the joint surface as a result of repetitive trauma

Deltoid Ligament — Ligament that connects the tibia to bones of the medial aspect of the foot and is primarily responsible for stability of the ankle on the medial side. Its sprained less frequently than other ankle ligaments.

Deltoid Muscle — Muscles at top of the arm, just below the shoulder, responsible for shoulder motions to the front, side and back

Disc, Intervertebral — A flat, rounded plate between each vertebrae of the spine. The disc consists of a thick fiber ring which surrounds a soft gel-like interior. It functions as a cushion and shock absorber for the spinal column.

Disc, Intervertebral — A flat, rounded plate between each vertebrae of the spine. This disc consists of a thick fiber ring which surrounds a soft gel-like interior. It functions as a cushion and shock absorber for the spinal column.

Dislocation — Complete displacement of joint surfaces.

Eccentric Muscle Contraction — An overall lengthening of the muscles as it develops tension and contracts to control motion performed by an outside force; oft times referred to a "negative" contraction in weight training.

Eccymosis — Bleeding into the surface tissue below the skin, resulting in a "black and blue" effect

MEDICAL GLOSSARY, CONT.

Edema — Accumulation of fluid in organs and tissues of the body; swelling.

Effusion — Accumulation of fluid, in various spaces in the body, or the knee itself. Commonly, the knee has an effusion after an injury.

Electrical Galvanic Stimulation (EGS) — An electrical therapeutic modality that sends a current to the body at select voltages and frequencies in order to stimulate pain receptors, disperse edema, or neutralize muscle spasms among other functional applications.

Electromyogram (EMG) — Test to determine nerve function.

Epicondylitis — Inflammation in the elbow due to overuse.

Ethyl Chloride — “Cold spray,” a chemical coolant sprayed onto an injury site to produce a local, mild anesthesia.

Fat Percentage — The amount of body weight that is adipose, fat tissue. Fat percentages can be calculated by underwater weighing, measuring select skinfold thickness, or by analyzing electrical impedance.

Femur Thigh bone; longest bone in the body.

Fibula — Smaller of the two bones in the lower leg; runs from knee to the ankle along the outside of the lower leg.

Flexibility — The ability of muscle to relax and yield to stretch forces.

Flexibility Exercise — General term used to describe exercise performed by a player to passively or actively elongate soft tissue without the assistance of an athletic trainer.

Fracture — Breach of continuity of a bone. Types of fractures include simple, compound, comminuted, greenstick incomplete, impacted, longitudinal, oblique, stress, or transverse.

Gamekeeper’s Thumb — Tear of the ulnar collateral ligament of the metacarpophalangeal joint of the thumb.

Glycogen — Form in which foods are stored in the body as energy.

Grade One Injury — A mild injury in which ligament, tendon, or other musculoskeletal tissue may have been stretched or contused, but not torn or otherwise disrupted.

Grade Two Injury — A moderate injury when musculoskeletal tissue has been partially, but not totally, torn which causes appreciable limitation in function of the injured tissue.

Grade Three Injury — A severe injury in which tissue has been significantly, and in some cases totally, torn or otherwise disrupted causing a virtual total loss of function.

Hamstring — Category of muscle that runs from the buttocks to the knee along the back of the thigh. It functions to flex the knee, and is oft times injured as a result of improper conditioning or lack of muscle flexibility.

Heat Cramps — Painful muscle spasms of the arms or legs caused by excessive body heat and depletion of fluids and electrolytes.

Heat Exhaustion — Mild form of shock due to dehydration because of excessive sweating when exposed to heat and humidity.

Heat Stroke — Condition of rapidly rising internal body temperature that overwhelms the body’s mechanisms for release of heat and could result in death if not cared for appropriately.

Heel Cup — Orthotic device that is inserted into the shoe and worm under the heel to give support to the Achilles tendon and help absorb impacts at the heel.

Hematoma — Tumor-like mass produced by an accumulation of coagulated blood in a cavity.

Hot Pack — Chemical pack that rests in water, approximately 160 degrees, and retains its heat for 15-20 minutes when placed in a towel for general therapeutic application.

Humerus — Bone of the upper arm that runs from the shoulder to the elbow.

Hydrotherapy — Treatment using water.

Hyperextension — Extreme extension of a limb or body part

Iliotibial Band — A thick, wide fascial layer that runs from the iliac crest to the knee joint and is occasionally inflamed as a result of excessive running.

Inflammation — The body’s natural response to injury in which the injury site might display various degrees of pain, sweating, heat, redness, and/or loss of function.

Internal Rotation — Rotation of a joint or extremity medially, to the inside.

Lesion — Wound, injury or tumor.

Ligament — Band of fibrous tissue that connects bone to bone or bone to cartilage and supports and strengthens joints.

Lumbar Vertebrae — Five vertebrae of the lower back that articulate with the sacrum to form the lumbosacral joint

Magnetic Resonance Imaging (MRI) — Imaging procedure in which a radio frequency pulse causes certain electrical elements of the injured tissue to react to this pulse and through this process a computer display and permanent film establish a visual image. MRI does not require radiation and is very useful in the diagnosis of soft tissue, disc, and meniscus injuries.

Meniscectomy — An intra-articular surgical procedure of the knee by which all or part of the damaged meniscus is removed.

Meniscus — Crescent shaped cartilage, usually pertaining to the knee joint; also known as “cartilage.” There are two menisci in the knee, medial and lateral. These work to absorb weight within the knee and provide stability.

Metacarpals — Five long bones of the hand, running from the wrist to the fingers.

Metatarsals — Five long bones of the foot, running from the ankle to the toes.

Myositis — Inflammation of a muscle.

Necrotic — Relating to death of a portion of tissue.

Neoprene — Lightweight rubber used in joint and muscle sleeves designed to provide support and/or insulation and heat retention to the area

Neuritis — Inflammation of a nerve.

Orthotic — Any device applied to or around the body in the care of physical impairment or disability, commonly used to control foot mechanics.

Parasthesia — Sensation of numbness or tingling, indicating nerve irritation.

Patella — The kneecap. The patella functions to protect the distal end of the femur as well as increase the mechanical advantage and force generating capacities of the quadriceps muscle group.

Patella Tendinitis — Inflammation of the patella ligament; also known as “jumper’s knee.”

Patellofemoral Joint — Articulation of the knee cap and femur. Inflammation of this joint can occur through: 1) acute injury to the patella. 2) overuse from excessive running particularly if there is an associated knee weakness, 3) chronic wear and tear of the knee. 4) as a result of poor foot mechanics. Patellofemoral irritation can lead to chondromalacia, which in its most chronic condition, could require surgery.

Peroneal Muscles — Group of muscles of the lateral lower leg that are responsible for everting the knee. Tendons of these three muscles are vital to the stability of the ankle and foot.

Phalanx — Any bone of the fingers or toes; plural is phalanges.

Phlebitis — Inflammation of a vein.

Plica — Fold of tissue in the joint capsule and a common result of knee injury.

Posterior Cruciate Ligament (PCL) — A primary stabilizing ligament of the knee that provides significant stability and prevents displacement of the tibia backward within the knee joint. A complete tear of this ligament necessitating reconstruction could require up to 12 months of rehabilitation.

Quadricep Muscles “Quads” — A group of four muscles of the front thigh that run from the hip and form a common tendon at the patella; they are responsible for knee extension.

Radiography — Taking of X-rays.

Radius — Forearm bone on the thumb side.

Reconstruction — Surgical rebuilding of a joint using natural, artificial or transplanted materials.

Referred Pain — Pain felt in an undamaged area of body away from the actual injury.

Retraction — The moving of tissue to expose a part or structure of the body.

Rotator Cuff — Comprised of four muscles in the shoulder area that can be irritated by over use. The muscles are the supraspinatus (most commonly injured), infraspinatus, teres minor, and subscapularis.

Rotator Cuff Impingement Syndrome — A microtrauma or overuse injury caused by stress, and the four stages are: 1) Tendentious with temporary thickening of the bursa and rotator cuff; 2) Fiber dissociation in the tendon with permanent thickening of the bursa and scar formation; 3) A partial rotator cuff tear of less than 1 cm.; and 4) A complete tear of 1 cm. or more.

Sacrum — Group of five fused vertebrae located just below the lumbar vertebrae of the low back.

Scapula — Shoulder blade.

Sciatica — Irritation of the sciatic nerve resulting in pain or tingling running down the inside of the leg.

Sciatic Nerve — Major nerve that carries impulses for muscular action and sensations between the low back and thigh and lower leg; it is the longest nerve in the body.

Shin Splint — A catch-all syndrome describing pain in the skin that is not a fracture or tumor and cannot be defined otherwise.

Sorbothane — An energy absorbing polyurethane utilized in some foot orthotics to absorb shock forces of the foot.

Spasm (Theory) — Muscle soreness induced by exercise; is the result of reduced muscle blood flow, which results in pain.

Spleen — Large, solid organ responsible for the normal production and destruction of blood cells.

Spondylitis — Inflammation of one or more vertebrae.

Spondylolisthesis — Forward displacement of one vertebrae over another below it due to a developmental defect in the vertebrae.

Spondylosis — Abnormal vertebral fixation or immobility.

Sprain — Injury resulting from a stretch or twist of the joint and causes various degrees of stretch or tear of a ligament or other soft tissue at the joint.

Sternum — The breast bone.

Steroids — Any one of a large number of hormone-like substances. See Anabolic steroids and cortical steroids

Strain — Injury resulting from a pull or torsion to the muscle or tendon that causes various degrees of stretch or tear to the muscle or tendon tissue.

Stress Fracture — A hair-line type of break in a bone caused by overuse.

Stress X-ray — A continual X-ray taken when a portion of the body is stressed to its maximum in order to determine joint stability. This is a test utilized in some ankle injuries.

Stretching — Any therapeutic maneuver designed to elongate shortened soft tissue structures and thereby increase flexibility.

Subluxation — Partial dislocation of a joint. The term usually implies that the joint can return to its normal position without formal reduction.

Talus — The ankle bone that articulates with the tibia and fibula to form the ankle joint.

Target Heart Rate — A pre-determined pulse to be obtained during exercise when circulation is working at full efficient capacities.

Tarsals — Group of seven bones of the foot consisting of the calcaneal, talus, cuboid and three cuneiform bones.

Temporomandibular Joint (TMJ) — The articulation of the jaw and skull; considered by some to be vital in resolution of injuries throughout the body.

Tendinitis — Inflammation of the tendon and/or tendon sheath, caused by chronic overuse or sudden injury.

Tendon — Tissue that connects muscle to bone.

Tennis Elbow — General term for lateral elbow pain.

Thoracic — Group of twelve vertebrae located in the thorax and articulate with the twelve ribs.

Thoracic Outlet Compression Syndrome — A neuro-vascular disorder of the upper extremity common in throwing.

Tibia — Larger of the two bones of the lower leg and is the weight-bearing bone of the shin.

Tomograph — A special type of X-ray apparatus that demonstrates an organ or tissue at a particular depth.

Trachea — The windpipe.

Transcutaneous Electrical Nerve Stimulator (TENS) — An electrical modality that sends a mild current through pads at the injury site which stimulates the brain to release the natural analgesic, endorphin.

Transverse Process — Small lateral projection off the right side and left side of each vertebrae that functions as an attachment site for muscles and ligaments of the spine.

Trapezius — Flat triangular muscle covering the posterior surface of the neck and shoulder.

Triceps — Muscle of the back of the upper arm, primarily responsible for extending the elbow.

Ulna — Forearm bone that runs from the tip of the elbow to the little finger side of the wrist.

Ulnar Nerve — Nerve in elbow commonly irritated from excessive throwing.

Ultrasound — An electrical modality that transmits a sound wave through an applicator into the skin to the soft tissue in order to heat the local area for relaxing the injured tissue and/or disperse edema.

Valgus — Angulation outward and away from the midline of the body.

Varus — Angulation inward and toward the midline of the body.

Vasoconstriction — Decrease of local blood flow.

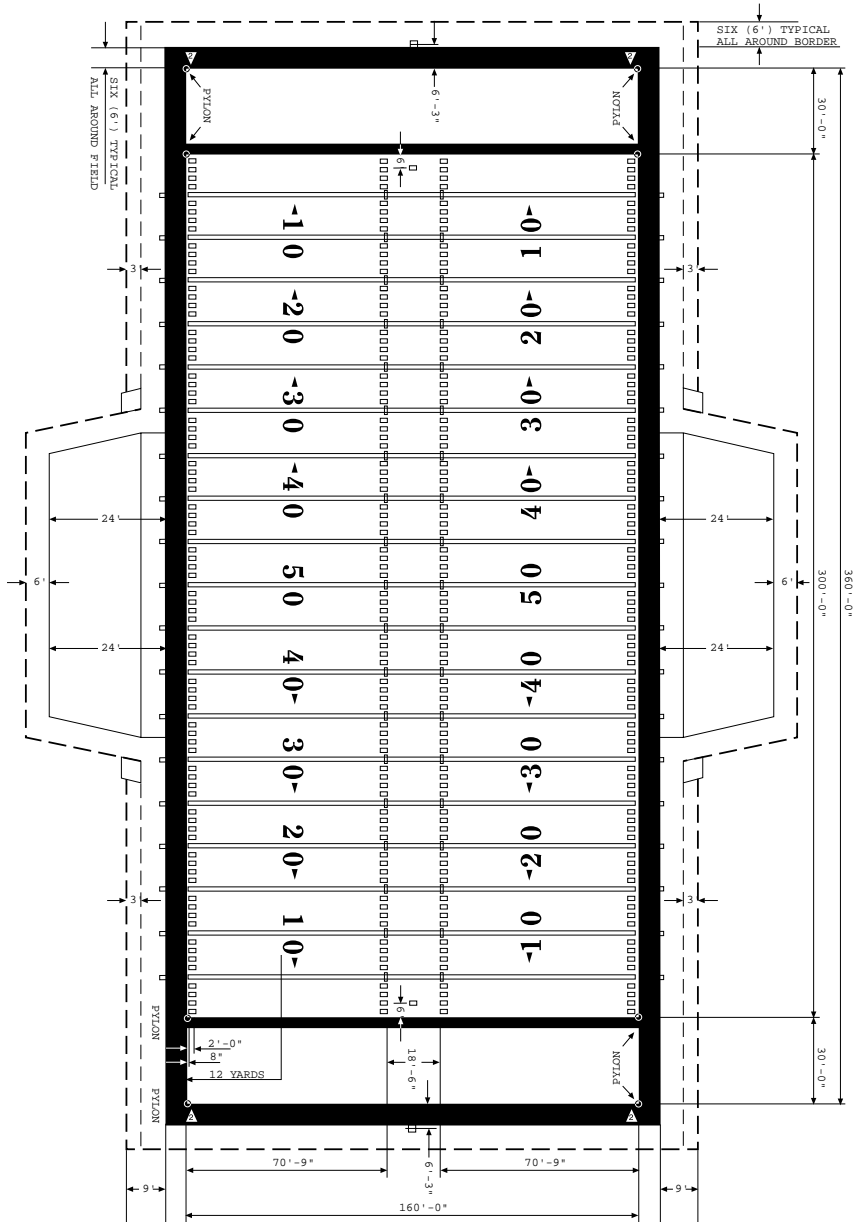
Vasodilation — Increase of local blood flow.

“Wind Knocked Out” — Syndrome describing a contraction of the abdominal nerve trunk, the solar plexus, as a result of an abdominal contusion.

Wrist — The junction between the two forearm bones (radius and ulna) and the eight wrist bones (trapezium, capitate, hamate, pisiform, triquetral, lunate and scaphoid).

Zygoma — The cheekbone.

PLAN OF THE PLAYING FIELD



MEDIA INFORMATION

The Broncos' media guide was prepared to assist in coverage of Denver's 2002 NFL season. Regarding game credentials, contact:

REBECCA VILLANUEVA

Media Services Coordinator
Denver Broncos, 13655 Broncos Parkway,
Englewood, CO 80112

Telephones: Office — (303) 649-9000
Office Private — (303) 649-0598

OTHER MEDIA RELATIONS STAFF:

Vice President of Public Relations Jim Saccomano — (303) 649-0572

Director of Media Relations Paul Kirk — (303) 649-0503

Media Information Coordinator Mark Cicero — (303) 649-0512

E-mail addresses for Denver Broncos employees follow this formula: last name, then first initial, @broncos.nfl.com (e.g.: saccomanoj@broncos.nfl.com)

When making requests for working press credentials, please allow time for mailing. Press credentials are normally issued approximately seven days before the game. Should transmission facilities be required, please arrange for same through local representatives.

As a general rule, the Denver Broncos do not issue any types of press credentials to weekly newspapers or magazines, unless they are of national circulation on specific assignment.

It is understood that all credentials will be used for the purpose for which they were issued, without exception. Violation of this policy will subject the bearer to ejection from INVESCO Field at Mile High.

WORKING PRESS: Admittance to the Broncos' press box is restricted to the WORKING PRESS ONLY. Credentials are marked with individual identification. Passes are non-transferable.

PHOTOGRAPHERS: Photographers are asked to take special note of the following conditions for use of press credentials, as set by the National Football League:

NOTICE OF CREDENTIAL USE CONDITIONS

"This working credential is issued to an organization (the "Accredited Organization") for the sole purpose of providing stadium access to an individual (the "Bearer") who has a legitimate working function (media or game service) in connection with the game for which this credential is issued (the "Game"). IT IS NON-TRANSFERABLE. Any unauthorized use of this credential subjects the Bearer to ejection from the stadium and prosecution for criminal trespass, and subjects the Accredited Organization to revocation of its credentials for future NFL games or events. The NFL is defined for the purposes of this credential to include the National Football League, its affiliates, its member clubs, and their agents and employees.

This credential (if issued for a media function) authorizes (i) the use by the Accredited Organization, for news and editorial coverage of the Game, of any descriptions (including statistical descriptions), accounts, photographs, films, audio or video recordings, or drawings of the Game or of any player interviews, press conferences, or other stadium activities related to the Game (collectively, "Game Information") taken, made, created or compiled by the Accredited Organization or the Bearer, and (ii) the use by the Accredited Organization of any NFL or NFL club logos or trademarks (the "Marks") in connection with its authorized use of the Game Information. Any other use or attempted use by the Bearer or the Accredited Organization of Game Information or Marks, including any distribution of Game Information to third parties other than ultimate consumers (e.g., newspaper readers) for their use (whether before or after the conclusion of the Game, and whether or not for editorial purposes) and any authorization of any third party to redistribute Game Information or to use any Marks, is expressly prohibited, unless the Accredited Organization has obtained the advanced written permission of the NFL for such other use.

Accredited Organizations agree that Game Information taking the form of film, video or digital video recordings ("Video Material") may only be used in connection with a regularly scheduled broadcast television newscast aired by the Accredited Organization within a seven-day period following the Game, and further agree that their use of Video Material in such newscasts shall not exceed (a) six (6) minutes of "same-day" post-game highlights on game days and (b) two (2) minutes of current-season highlights on any other day, or (c) if

an Accredited Organization airs a continuous-loop news service, Video Material including more than seven (7) plays in any 15-minute segment or fourteen (14) plays in any 30-minute segment of such service. Use of Video Material in any other manner without the advance written permission of the NFL and, where applicable, NFL Productions LLC (formerly NFL Films, Inc.), is expressly prohibited.

The Accredited Organization and the Bearer assume all risk incident to the performance by the Bearer of his or her services; assume all risk incident to attending NFL games; agree that the NFL has no responsibility for any equipment in use in the stadium; agree that they are not acting for the NFL in any manner whatsoever and are not employees or agents of the NFL; and agree to indemnify and hold harmless the NFL, its affiliates, its member clubs, and their agents and employees from and against all liability, loss, damage or expense, resulting from or arising out of the issuance of this credential or the Bearers' presence in the stadium, except to the extent such liability, loss, damage or expense arises out of the willful or intentional misconduct of the NFL or any other indemnified party.

This credential is subject to such additional credential use conditions as to which the Denver Broncos from time to time may give notice. Any violation of terms of credential use or such additional conditions may result in the withholding or revocation of this credential and any credential for any subsequent Denver Broncos football games.

Acceptance of the credential constitutes agreement by the Accredited Organization and the Bearer to abide by the foregoing conditions. Thank you for your cooperation."

Sideline photo passes will be tightly controlled by the Public Relations Department and are generally limited to photographers shooting for a daily newspaper, wire service, or magazine of national circulation on specific assignment, or television station. As a general rule, field photo passes used for still photography will not be granted locker room access postgame.

RADIO-TELEVISION: In making requests for broadcast credentials, please specify requirements for spotters and/or statisticians.

STADIUM ACCESS: To get to INVESCO Field at Mile High, which is located at 17th Avenue and Bryant Street, take Interstate 25 to the INVESCO Field at Mile High Exit (Southbound, it is the 23rd Ave. Exit; Northbound it is the 17th Avenue Exit). The press entrance and media will-call are located at the north tunnel of the stadium.

DRIVING INSTRUCTIONS TO INVESCO FIELD AT MILE HIGH FROM DENVER INTERNATIONAL AIRPORT: Exit airport on Pena Boulevard and continue to Interstate 70. Take Interstate 70 West to Interstate 25 South. Continue on Interstate 25 South and exit at 23rd Ave. Go straight through the intersection onto a special frontage road, and then follow the directions to Lot H and I. **If you do not already have a parking pass in hand, you will not be able to gain access to the frontage road.**

DRIVING INSTRUCTIONS TO DENVER INTERNATIONAL AIRPORT FROM INVESCO FIELD AT MILE HIGH: Depending on your lot location, follow signs to Interstate 25 north. To do so you can take 20th Avenue East to Clay Street, turning left at Clay and proceeding to 23rd Avenue. Take a right at 23rd Avenue and continue to Interstate 25 entrances. Another route would be to follow Bryant Street (which runs north-south on the east side of the stadium) to 17th Avenue East, which will continue beneath an overpass and take you directly to I-25 north. Take I-25 North to I-70 East. Follow the signs to DIA. Please allow 45 minutes from INVESCO Field at Mile High to DIA.

TRANSMISSION FACILITIES: The Broncos provide 60 complimentary telephones in the visitors area of the working pressbox for use by members of the media. Only collect, credit card or third party billing calls can be made from these telephones. Should you wish a private telephone installed at your seat, please make arrangements in advance. The Broncos will be pleased to assign you a seat location and provide you with a contact for you to make the appropriate arrangements with the local telephone company.

POST-GAME TRANSPORTATION: Please advise Broncos PR personnel as soon as possible should you require transportation following the game. The amount of time you must wait will obviously decline as time goes by following the conclusion of the game. Should you wish to make your own arrangements, the numbers of local cab companies are 777-7777 and 333-3333.

DENVER BRONCOS HIGHLIGHT VIDEO

Edge Gel is the sponsor of the Denver Broncos highlight video, which is available through NFL Films. The highlight video for the 2001 season, titled "INVESCO Field at Mile High—A New Era for the Denver Broncos," can be obtained by contacting NFL Films at (856) 778-1600. The address is 330 Fellowship Road, Mt. Laurel, NJ, 08054.

NATIONAL FOOTBALL LEAGUE CALENDAR

2002

- June 1 Deadline for Old Club to send tender to its unsigned Restricted Free Agents or to extend Qualifying Offer, whichever is greater, in order to retain rights.
- June 1 Deadline for Old Club to send tender to its unsigned Unrestricted Free Agents to retain rights if player is not signed by another club by July 22.
- July 8 Claiming period of 24 hours begins in waiver system.
- Mid-July Preseason training camps open. Veteran players cannot be required to report earlier than 15 days prior to club's first pre-season game or July 15, whichever is later.
- July 22 Signing period ends at 4 p.m., New York time, for Unrestricted Free Agents to whom June 1 tender was made by Old Club, and for Transition Players. After this date and through 4 p.m., New York time, on November 12, Old Club has exclusive negotiating rights to these players.
**or the first scheduled day of the first NFL training camp, whichever is later.*
- Aug. 2-5 Hall of Fame Weekend.
- Aug. 3 American Bowl, Osaka, Japan: San Francisco vs. Washington
- Aug. 5 Pro Football Hall of Fame Game, Canton, Ohio: Houston vs. New York Giants
- Aug. 6 If a Drafted Rookie has not signed with his club by this date, he may not be traded to any other club in 2002.
- Aug. 8-12 First full preseason weekend.
- Aug. 27 Roster cut-down to maximum of 65 players on Active List by 4 p.m., New York time.
- Sept. 1 Roster cut-down to maximum of 53 players on Active/Inactive List by 4 p.m., New York time. NFL Europe League exemptions expire. Clubs may dress minimum of 42 and maximum of 45 players and Third Quarterback for each regular season and postseason game.
- Sept. 1 Simultaneously with the cut-down to 53 (56 for Houston), clubs that have players in the categories of Active/Physically Unable to Perform or Active/Non-Football Injury or Illness must take one of the following options: place player on Reserve/Physically Unable to Perform or Reserve/Non-Football Injury or Illness, whichever is applicable; ask waivers; terminate; trade; or continue to count him on Active List.
- Sept. 1 NFL Europe League exemptions expire.
- Sept. 2 After 4 p.m., New York time, clubs may establish a Practice Squad of five players by signing free agents who do not have an accrued season of free agency credit or who were on the 45-player Active List for less than nine regular season games during their only Accrued Season(s). A player cannot participate on the Practice Squad for more than two seasons.
- Sept. 3 All clubs are required to file a personnel (injury) report with their conference Director of Information by 1 p.m., New York time, on this Tuesday and thereafter on each Wednesday before a regular-season game. Such report is to be updated by 1 p.m., New York time, each Thursday. An update must also be reported if there is any change in a player's condition after Thursday.
- Sept. 5-9 Kickoff 2002 Weekend.
- Sept. 23 Houston must reduce its Active/Inactive List to a maximum of 53 players by 4 p.m., New York time.
- Sept. 24 Priority on multiple waiver claims is now based on the current season's standing.
- Oct. 15 Beginning the day after the conclusion of the sixth regular season weekend and continuing through the day after the conclusion of the ninth regular season weekend, clubs are permitted to begin practicing players on Reserve/Physically Unable to Perform and Reserve/Non-Football Injury or Illness for a period not to exceed 21 days. Players may be activated during the 21-day practice period or until 4 p.m., New York time, on the day after the conclusion of the 21-day period.
- Oct. 15 All trading ends at 4 p.m., New York time.
- Oct. 16 Players with at least four previous pension-credited seasons are subject to the waiver system for the remainder of the regular season and postseason.
- Nov. 12 Signing period ends at 4 p.m., New York time, for Franchise Players who are eligible to receive Offer Sheets.
- Nov. 12 Deadline for clubs to sign by 4 p.m., New York time, their unsigned Franchise and Transition Players, including Franchise Players who were eligible to receive Offer Sheets until this date. If still unsigned after this date, such players are prohibited from playing in NFL in 2002.
- Nov. 12 Deadline for clubs to sign by 4 p.m., New York time, their Unrestricted Free Agents to whom June 1 tender was made. If still unsigned after this date, such players are prohibited from playing in NFL in 2002.
- Nov. 12 Deadline for clubs to sign by 4 p.m., New York time, their Restricted Free Agents to whom June 1 tender was made. If such players remain unsigned, they are prohibited from playing in NFL in 2002.
- Nov. 12 Deadline for clubs to sign Drafted players by 4 p.m., New York time. If such players remain unsigned, they are prohibited from playing in NFL in 2002.
- Nov. 30 Deadline for reinstatement of players in Reserve List categories of Retired, Did Not Report, and Exclusive Rights, and of players who were placed on Reserve/Left Squad in a previous season.
- Dec. 27 Deadline for waiver requests in 2002, except for "special waiver requests" which have a 10-day claiming period, with termination or assignment delayed until after the Super Bowl.
- Dec. 31 Clubs may begin signing free agent players for the 2003 season.

2003

- Jan. 4-5 Wild Card Playoff Games
- Jan. 11-12 Divisional Playoff Games
- Jan. 19 AFC and NFC Championship Games
- Jan. 26 Super Bowl XXXVII, San Diego, Calif.
- Feb. 2 AFC-NFC Pro Bowl, Honolulu, Hawaii

BRONCOS 2002 OPPONENTS

GAME 1

ST. LOUIS RAMS

Sun., Sept. 8 • INVESCO Field at Mile High • 2:15 p.m. (MDT) • FOX

TEAM COLORS: New Century Gold, Millennium Blue and White
ADDRESS: One Rams Way, St. Louis, MO 63045
PHONE: (314) 982-7267
OWNER/CHAIRMAN: Georgia Frontierre
OWNER/VICE CHAIRMAN: Stan Kroenke
HEAD COACH: Mike Martz (3rd year)
MARTZ'S CAREER RECORD: 24-8
PUBLIC RELATIONS: Director — Rick Smith
LAST PLAYOFF APPEARANCE: 2001
2001 RECORD (FINISH): 14-2 (1st NFC West)
REGULAR SEASON SERIES:
 Rams lead, 5-4
 Last Broncos win: 1997 (35-14 at Denver)
 Last Rams win: 2000 (41-36 at St. Louis)
 Shanahan vs. Rams: 1-2
 Martz vs. Broncos: 1-0

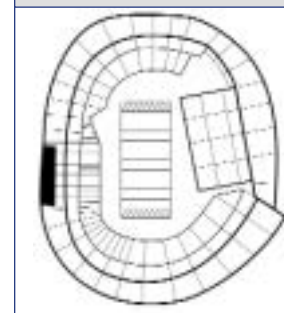
GAME 2

SAN FRANCISCO 49ERS

Sun., Sept. 15 • San Francisco Stadium at Candlestick Point • 1:15 p.m. (PDT) • CBS

TEAM COLORS: Forty Niners Gold and Cardinal
ADDRESS: 4949 Centennial Blvd.
PHONE: (408) 562-4949
OWNER: Denise DeBartolo York
DIRECTOR AND OWNER'S REPRESENTATIVE: Dr. John York
PRESIDENT/CEO: Peter Harris
HEAD COACH: Steve Mariucci (5th year)
MARIUCCI'S CAREER RECORD: 47-33
PUBLIC RELATIONS: Director — Kirk Reynolds
LAST PLAYOFF APPEARANCE: 2001
2001 RECORD (FINISH): 12-4 (2nd NFC West)
REGULAR SEASON SERIES:
 Broncos lead, 5-4
 Last Broncos win: 2000 (38-9 at Denver)
 Last 49ers win: 1997 (34-17 at San Francisco)
 Shanahan vs. 49ers: 2-1
 Mariucci vs. Broncos: 1-1

SAN FRANCISCO STADIUM AT CANDLESTICK POINT



GAME 3

BUFFALO BILLS

Sun., Sept. 22 • INVESCO Field at Mile High • 2:05 p.m. (MDT) • CBS

TEAM COLORS: Royal Blue, Scarlet Red and White
ADDRESS: One Bills Drive, Orchard Park, NY 14127-2296
PHONE: (716) 648-1800
OWNER: Ralph C. Wilson, Jr.
PRESIDENT/GENERAL MANAGER: Tom Donahoe
HEAD COACH: Gregg Williams (1st year)
WILLIAMS' CAREER RECORD: 3-13
PUBLIC RELATIONS: Vice President of Communications — Scott Berchtold
LAST PLAYOFF APPEARANCE: 1999
2001 RECORD (FINISH): 3-13 (5th AFC East)
REGULAR SEASON SERIES:
 Bills lead, 17-12-1
 Last Broncos win: 1997 (23-20, OT, at Buffalo)
 Last Bills win: 1994 (27-20 at Buffalo)
 Shanahan vs. Bills: 2-1
 Williams vs. Broncos: 0-0

BRONCOS 2002 OPPONENTS, CONT.

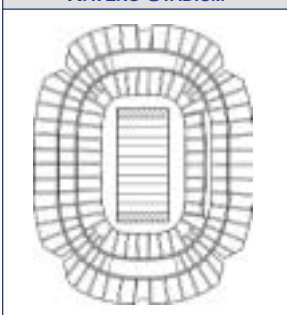
GAME 4

BALTIMORE RAVENS

Mon., Sept. 30 • Ravens Stadium • 9:00 p.m. (EDT) • ABC

TEAM COLORS: Black, Purple and Metallic Gold
ADDRESS: 11001 Owings Mills Blvd., Owings Mills, MD 21117
PHONE: (410) 654-6200
OWNER: Arthur B. Modell
PRESIDENT: David Modell
HEAD COACH: Brian Billick (4th year)
BILICK'S CAREER RECORD: 30-18
PUBLIC RELATIONS: Vice President — Kevin Byrne
LAST PLAYOFF APPEARANCE: 2001
2001 RECORD (FINISH): 10-6 (2nd AFC Central)
REGULAR SEASON SERIES:
 Tied, 1-1
Last Broncos win: 1996 (45-34 at Denver)
Last Ravens win: 2001 (20-13 at Denver)
Shanahan vs. Ravens: 1-1
Billick vs. Broncos: 1-0

RAVENS STADIUM



GAME 5

SAN DIEGO CHARGERS

*Sun., Oct. 6 • INVESCO Field at Mile High • 2:05 p.m. (MDT) • CBS
 (See Game 12 for Chargers team information)*

GAME 6

MIAMI DOLPHINS

Sun., Oct. 13 • INVESCO Field at Mile High • 6:30 p.m. (MDT) • ESPN

TEAM COLORS: Aqua, Coral, Blue and White
ADDRESS: 7500 S.W. 30th Street, Davie, FL 33314
PHONE: (954) 452-7100
OWNER/CHAIRMAN OF THE BOARD: H. Wayne Huizenga
PRESIDENT: Eddie Jones
EXEC. VICE PRESIDENT/CHIEF OPERATING OFFICER: Brian Wiedmeier
SR. VICE PRES./FB OPERATIONS AND PLAYER PERSONNEL: Rick Spielman
HEAD COACH: Dave Wannstedt (3rd year with Dolphins)
WANNSTEDT'S CAREER RECORD: 62-66
PUBLIC RELATIONS: Sr. Vice President — Harvey Greene
LAST PLAYOFF APPEARANCE: 2001
2001 RECORD (FINISH): 11-5 (2nd AFC East)
REGULAR SEASON SERIES:
 Dolphins lead, 8-1-2
Last Broncos win: 1968 (21-14 at Denver)
Last Dolphins win: 2001 (21-10 at Denver)
Shanahan vs. Dolphins: 0-4
Wannstedt vs. Broncos: 1-2

BRONCOS 2002 OPPONENTS, CONT.

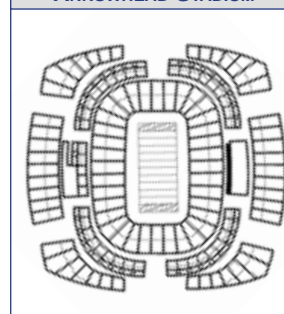
GAME 7

KANSAS CITY CHIEFS

Sun., Oct. 20 • Arrowhead Stadium • 12:00 p.m. (CDT) • CBS

TEAM COLORS: Red, Gold and White
ADDRESS: One Arrowhead Drive, Kansas City, MO 64129
PHONE: (816) 920-9300
FOUNDER: Lamar Hunt
PRESIDENT: Carl Peterson
HEAD COACH: Dick Vermeil (2nd year with Chiefs)
VERMEIL'S CAREER RECORD: 82-83
PUBLIC RELATIONS: Director — Bob Moore
LAST PLAYOFF APPEARANCE: 1997
2001 RECORD (FINISH): 6-10 (4th AFC West)
REGULAR SEASON SERIES:
 Chiefs lead, 48-35
Last Broncos win: 2001 (20-6 at Denver)
Last Chiefs win: 2001 (26-23, OT, at Kansas City)
Shanahan vs. Chiefs: 7-10
Vermeil vs. Broncos: 2-1

ARROWHEAD STADIUM



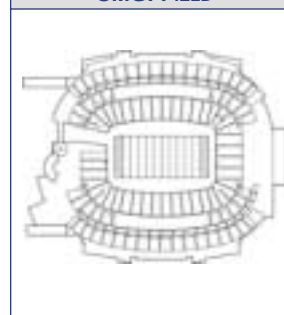
GAME 8

NEW ENGLAND PATRIOTS

Sun., Oct. 27 • CMGI Field • 4:15 p.m. (EST) • CBS

TEAM COLORS: Blue, Red, Silver and White
ADDRESS: Foxboro Stadium, 60 Washington Street, Foxboro, MA 02035
PHONE: (508) 543-8200
OWNER/CHIEF EXECUTIVE OFFICER: Robert K. Kraft
EXEC. VICE PRESIDENT/OWNER'S REPRESENTATIVE: Jonathan A. Kraft
HEAD COACH: Bill Belichick (3rd year)
BELICHICK'S CAREER RECORD: 52-60
MEDIA RELATIONS: Director — Stacey James
LAST PLAYOFF APPEARANCE: 2001
2001 RECORD (FINISH): 11-5 (1st AFC East)
REGULAR SEASON SERIES:
 Broncos lead, 21-14
Last Broncos win: 2001 (31-20 at Denver)
Last Patriots win: 2000 (28-19 at Denver)
Shanahan vs. Patriots: 5-2
Belichick vs. Broncos: 1-5

CMGI FIELD



GAME 9

OAKLAND RAIDERS

*Mon., Nov. 11 • INVESCO Field at Mile High • 7:00 p.m. (MST) • ABC
 (See Game 15 for Raiders team information)*

BRONCOS 2002 OPPONENTS, CONT.

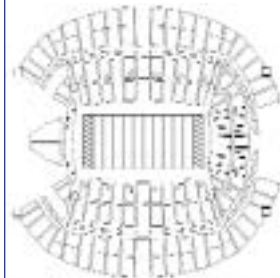
GAME 10

SEATTLE SEAHAWKS

Sun., Nov. 17 • *Seahawks Stadium* • 1:15 p.m. (PST) • CBS

TEAM COLORS: Blue, Green, Silver
ADDRESS: 11220 N.E. 53rd Street, Kirkland, WA 98033
PHONE: (425) 827-9777
CHAIRMAN: Paul Allen
PRESIDENT: Bob Whitsitt
EXECUTIVE VP OF FOOTBALL OPERATIONS/GENERAL MANAGER/
HEAD COACH: Mike Holmgren (4th year)
HOLMGREN'S CAREER RECORD: 99-61
VICE PRESIDENT/COMMUNICATIONS: Gary Wright
PUBLIC RELATIONS: Director — Dave Pearson
LAST PLAYOFF APPEARANCE: 1999
2001 RECORD (FINISH): 9-7 (2nd AFC West)
REGULAR SEASON SERIES:
 Broncos lead, 32-17
 Last Broncos win: 2001 (20-7 at Denver)
 Last Seahawks win: 2001 (34-21 at Seattle)
 Shanahan vs. Seahawks: 10-7
 Holmgren vs. Broncos: 4-4

SEAHAWKS STADIUM



GAME 11

INDIANAPOLIS COLTS

Sun., Nov. 24 • *INVESCO Field at Mile High* • 6:30 p.m. (MST) • ESPN

TEAM COLORS: Royal Blue and White
ADDRESS: P.O. Box 535000, Indianapolis, IN 46253
PHONE: (317) 297-2658
OWNER AND CEO: James Irsay
PRESIDENT: Bill Polian
HEAD COACH: Tony Dungy (1st year with Colts)
DUNGY'S CAREER RECORD: 54-42
PUBLIC RELATIONS: Vice President — Craig Kelley
LAST PLAYOFF APPEARANCE: 2001
2001 RECORD (FINISH): 6-10 (4th AFC East)
REGULAR SEASON SERIES:
 Broncos lead, 9-3
 Last Broncos win: 1993 (35-13 at Denver)
 Last Colts win: 2001 (29-10 at Indianapolis)
 Shanahan vs. Colts: 0-1
 Dungy vs. Broncos: 1-1

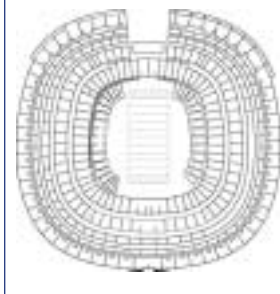
GAME 12

SAN DIEGO CHARGERS

Sun., Dec. 1 • *Qualcomm Stadium* • 1:05 p.m. (PST) • CBS

TEAM COLORS: Navy Blue, White and Gold
ADDRESS: 4020 Murphy Canyon Road, San Diego, CA 92123
PHONE: (858) 874-4500
CHAIRMAN OF THE BOARD: Alex Spanos
PRESIDENT/VICE CHAIRMAN: Dean Spanos
HEAD COACH: Marty Schottenheimer (1st year with Chargers)
SCHOTTENHEIMER'S CAREER RECORD: 158-101-1
PUBLIC RELATIONS: Director — Bill Johnston
LAST PLAYOFF APPEARANCE: 1995
2001 RECORD (FINISH): 5-11 (5th AFC West)
REGULAR SEASON SERIES:
 Broncos lead, 47-36-1
 Last Broncos win: 2001 (26-16 at Denver)
 Last Chargers win: 2001 (27-10 at San Diego)
 Shanahan vs. Chargers: 13-4
 Schottenheimer vs. Broncos: 9-15

QUALCOMM STADIUM



BRONCOS 2002 OPPONENTS, CONT.

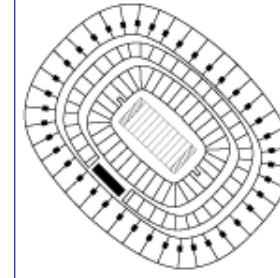
GAME 13

NEW YORK JETS

Sun., Dec. 8 • *Giants Stadium* • 4:15 p.m. (EST) • CBS

TEAM COLORS: Green and White
ADDRESS: 1000 Fulton Ave., Hempstead, NY, 11550
PHONE: (516) 560-8100
OWNER AND CEO: Robert Wood Johnson IV
PRESIDENT: Jay Cross
GENERAL MANAGER: Terry Bradway
HEAD COACH: Herman Edwards (2nd year)
EDWARDS' CAREER RECORD: 10-6
PUBLIC RELATIONS: Director—Ron Colangelo
LAST PLAYOFF APPEARANCE: 2001
2001 RECORD (FINISH): 10-6 (3rd AFC East)
REGULAR SEASON SERIES:
 Broncos lead, 13-13-1
 Last Broncos win: 2000 (30-23 at New York)
 Last Jets win: 1999 (21-13 at Denver)
 Shanahan vs. Jets: 2-1
 Edwards vs. Broncos: 0-0

GIANTS STADIUM



GAME 14

KANSAS CITY CHIEFS

Sun, Dec. 15 • *INVESCO Field at Mile High* • 2:05 p.m. (MST) • CBS
 (See Game 7 for Chiefs team information)

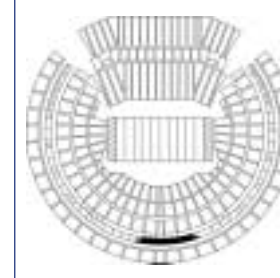
GAME 15

OAKLAND RAIDERS

Sun., Dec. 22 • *Network Associates Coliseum* • 1:15 p.m. (PST) • CBS

TEAM COLORS: Silver and Black
ADDRESS: 1220 Harbor Parkway, Alameda, CA 94502
PHONE: (510) 864-5000
PRESIDENT OF THE GENERAL PARTNER: Al Davis
HEAD COACH: Bill Callahan (1st year)
GRUDEN'S CAREER RECORD: 38-26
PUBLIC RELATIONS: Exec. Asst. — Al LoCasale; P.R. Dir. — Mike Taylor
LAST PLAYOFF APPEARANCE: 2001
2001 RECORD (FINISH): 10-6 (1st AFC West)
REGULAR SEASON SERIES:
 Raiders lead, 50-31-2
 Last Broncos win: 2001 (23-17 at Denver)
 Last Raiders win: 2001 (38-28 at Oakland)
 Shanahan vs. Raiders: 12-2
 Gruden vs. Broncos: 1-7

NETWORK ASSOCIATES COLISEUM



GAME 16

ARIZONA CARDINALS

Sun., Dec. 29 • *INVESCO Field at Mile High* • 2:15 p.m. (MST) • FOX

TEAM COLORS: Cardinal Red, Black and White
ADDRESS: P.O. Box 888, Phoenix, AZ 85001-0888
PHONE: (602) 379-0101
PRESIDENT: William V. Bidwill
VICE PRESIDENT: Larry Wilson
HEAD COACH: Dave McGinnis (3rd year)
MCGINNIS' CAREER RECORD: 8-17
PUBLIC RELATIONS: Director — Paul Jensen
LAST PLAYOFF APPEARANCE: 1998
2001 RECORD (FINISH): 7-9 (4th NFC East)
REGULAR SEASON SERIES:
 Broncos lead, 5-0-1
 Last Broncos win: 2001 (38-17 at Arizona)
 Last Cardinals win: None
 Shanahan vs. Cardinals: 2-0
 McGinnis vs. Broncos: 0-1

**NATIONAL FOOTBALL LEAGUE
PUBLIC RELATIONS DIRECTORS**



AMERICAN FOOTBALL CONFERENCE

Baltimore — Kevin Byrne	(410) 654-6200
Buffalo — Scott Berchtold	(716) 648-1800
Cincinnati — Jack Brennan	(513) 621-3550
Cleveland — Todd Stewart	(440) 891-5000
Houston — Tony Wyllie	(713) 336-7700
Indianapolis — Craig Kelley	(317) 297-2658
Jacksonville — Dan Edwards	(904) 633-6000
Kansas City — Bob Moore	(816) 920-9300
Miami — Harvey Greene	(954) 452-7010
New England — Stacey James	(508) 543-8200
New York Jets — Ron Colangelo	(516) 560-8100
Oakland — Mike Taylor	(510) 864-5000
Pittsburgh — Ron Wahl	(412) 323-0300
San Diego — Bill Johnston	(858) 874-4500
Seattle — Dave Pearson	(425) 827-9777
Tennessee — Robbie Bohren	(615) 565-4100



NATIONAL FOOTBALL CONFERENCE

Arizona — Paul Jensen	(602) 379-0101
Atlanta — Aaron Salkin	(770) 965-3115
Carolina — Charlie Dayton	(704) 358-7000
Chicago — Scott Hagel	(847) 295-6600
Dallas — Rich Dalrymple	(972) 785-9900
Detroit — Matt Barnhart	(248) 335-4131
Green Bay — Lee Rempel	(920) 496-5700
Minnesota — Bob Hagan	(952) 828-6500
New Orleans — Greg Bensele	(504) 733-0255
New York Giants — Pat Hanlon	(201) 935-8111
Philadelphia — Derek Boyko	(215) 463-2500
St. Louis — Rick Smith	(314) 982-7267
San Francisco — Kirk Reynolds	(408) 562-4949
Tampa Bay — Reggie Roberts	(813) 870-2700
Washington — Michelle Tessier	(703) 877-2000

2002 NFL SCHEDULE

(ALL TIMES LOCAL AT GAME SITE)

WEEK ONE *FOX-TV National Weekend*

Thursday, September 5
San Francisco at New York Giants 8:30p (ET)

Sunday, September 8

New York Jets at Buffalo 1:00p (ET)
Baltimore at Carolina 1:00p (ET)
Minnesota at Chicago (Champaign, Ill.) .. 12:00p (CT)
San Diego at Cincinnati 1:00p (ET)
Kansas City at Cleveland 1:00p (ET)
Atlanta at Green Bay 12:00p (CT)
Indianapolis at Jacksonville 1:00p (ET)
Detroit at Miami 1:00p (ET)
Philadelphia at Tennessee 12:00p (CT)
Arizona at Washington 1:00p (ET)
St. Louis at Denver 2:15p (MT)
Seattle at Oakland 1:15p (PT)
New Orleans at Tampa Bay 4:15p (ET)
Dallas at Houston (ESPN) 7:30p (CT)

Monday, September 9

Pittsburgh at New England (ABC) 9:00p (ET)

WEEK TWO *CBS-TV National Weekend*

Sunday, September 15

Chicago at Atlanta 1:00p (ET)
Tampa Bay at Baltimore 1:00p (ET)
Detroit at Carolina 1:00p (ET)
Cincinnati at Cleveland 1:00p (ET)
Tennessee at Dallas 12:00p (CT)
Miami at Indianapolis 12:00p (EST)
Jacksonville at Kansas City 12:00p (CT)
Green Bay at New Orleans 12:00p (CT)
New England at New York Jets 1:00p (ET)
New York Giants at St. Louis 3:05p (CT)
Arizona at Seattle 1:05p (PT)
Buffalo at Minnesota 3:15p (CT)
Houston at San Diego 1:15p (PT)
Denver at San Francisco 1:15p (PT)
Oakland at Pittsburgh 8:30p (ET)

Monday, September 16

Philadelphia at Washington 9:00p (ET)

WEEK THREE *FOX-TV National Weekend*

(Open Dates: Baltimore, Jacksonville, Oakland, Pittsburgh)

Sunday, September 22

New Orleans at Chicago (Champaign, Ill.) .. 12:00p (CT)
Indianapolis at Houston 12:00p (CT)
New York Jets at Miami 1:00p (ET)
Carolina at Minnesota 12:00p (CT)
Kansas City at New England 1:00p (ET)
Dallas at Philadelphia 1:00p (ET)
Cleveland at Tennessee 12:00p (CT)
San Diego at Arizona 1:05p (MST)
Buffalo at Denver 2:05p (MT)
Green Bay at Detroit 4:15p (ET)
Seattle at New York Giants 4:15p (ET)
Washington at San Francisco 1:15p (PT)
Cincinnati at Atlanta (ESPN) 8:30p (ET)

Monday, September 23

St. Louis at Tampa Bay (ABC) 9:00p (ET)

WEEK FOUR *CBS-TV National Weekend*

(Open Dates: Atlanta, Indianapolis, San Francisco, Washington)

Sunday, September 29

Chicago at Buffalo 1:00p (ET)
New Orleans at Detroit 1:00p (ET)

Carolina at Green Bay 12:00p (CT)
New York Jets at Jacksonville 1:00p (ET)
Miami at Kansas City 12:00p (CT)
Houston at Philadelphia 1:00p (ET)
Cleveland at Pittsburgh 1:00p (ET)
Dallas at St. Louis 12:00p (CT)
New York Giants at Arizona 1:05p (MST)
Tampa Bay at Cincinnati 4:05p (ET)
Tennessee at Oakland 1:15p (PT)
New England at San Diego 1:15p (PT)
Minnesota at Seattle (ESPN) 5:30p (PT)

Monday, September 30

Denver at Baltimore (ABC) 9:00p (ET)

WEEK FIVE *FOX-TV National Weekend*

(Open Dates: Detroit, Houston, Minnesota, Seattle)

Sunday, October 6

Tampa Bay at Atlanta 1:00p (ET)
Oakland at Buffalo 1:00p (ET)
Arizona at Carolina 1:00p (ET)
New York Giants at Dallas 12:00p (CT)
Cincinnati at Indianapolis 12:00p (EST)
New England at Miami 1:00p (ET)
Pittsburgh at New Orleans 12:00p (CT)
Washington at Tennessee 12:00p (CT)
San Diego at Denver 2:05p (MT)
Kansas City at New York Jets 4:05p (ET)
Philadelphia at Jacksonville 4:15p (ET)
St. Louis at San Francisco 1:15p (PT)
Baltimore at Cleveland (ESPN) 8:30p (ET)

Monday, October 7

Green Bay at Chicago (Champaign, Ill.) .. (ABC) 8:00p (CT)

WEEK SIX *CBS-TV National Weekend*

(Open Dates: Arizona, Chicago, N.Y. Jets, Philadelphia)

Sunday, October 13

Pittsburgh at Cincinnati 1:00p (ET)
Carolina at Dallas 12:00p (CT)
Buffalo at Houston 12:00p (CT)
Baltimore at Indianapolis 12:00p (EST)
Detroit at Minnesota 12:00p (CT)
Green Bay at New England 1:00p (ET)
Atlanta at New York Giants 1:00p (ET)
Jacksonville at Tennessee 12:00p (CT)
New Orleans at Washington 1:00p (ET)
Oakland at St. Louis 3:15p (CT)
Kansas City at San Diego 1:15p (PT)
Cleveland at Tampa Bay 4:15p (ET)
Miami at Denver 6:30p (MT)

Monday, October 14

San Francisco at Seattle (ABC) 6:00p (PT)

WEEK SEVEN *FOX-TV National Weekend*

(Open Dates: Cincinnati, New England, N.Y. Giants, Tennessee)

Sunday, October 20

Carolina at Atlanta 1:00p (ET)
Jacksonville at Baltimore 1:00p (ET)
Chicago at Detroit 1:00p (ET)
Denver at Kansas City 12:00p (CT)
Buffalo at Miami 1:00p (ET)
San Francisco at New Orleans 12:00p (CT)
Minnesota at New York Jets 1:00p (ET)
Tampa Bay at Philadelphia 1:00p (ET)
Seattle at St. Louis 12:00p (CT)
Houston at Cleveland 4:05p (ET)
San Diego at Oakland 1:05p (PT)

Dallas at Arizona 1:15p (MST)
 Washington at Green Bay.....3:15p (CT)

Monday, October 21
 Indianapolis at Pittsburgh.....(ABC) 9:00p (ET)

WEEK EIGHT *CBS-TV National Weekend*
 (Open Dates: Green Bay, Miami, St. Louis, San Diego)

Sunday, October 27
 Pittsburgh at Baltimore.....1:00p (ET)
 Detroit at Buffalo1:00p (ET)
 Tampa Bay at Carolina1:00p (ET)
 Tennessee at Cincinnati.....1:00p (ET)
 Seattle at Dallas12:00p (CT)
 Oakland at Kansas City12:00p (CT)
 Chicago at Minnesota.....12:00p (CT)
 Atlanta at New Orleans.....12:00p (CT)
 Cleveland at New York Jets1:00p (ET)
 Arizona at San Francisco.....1:05p (PT)
 Houston at Jacksonville.....4:15p (ET)
Denver at New England.....4:15p (ET)
 Indianapolis at Washington(ESPN) 8:30p (ET)

Monday, October 28
 New York Giants at Philadelphia.....(ABC) 9:00p (ET)

WEEK NINE *FOX-TV National Weekend*
 (Open Dates: Carolina, Denver, Kansas City, New Orleans)

Sunday, November 3
 Baltimore at Atlanta1:00p (ET)
 New England at Buffalo1:00p (ET)
 Philadelphia at Chicago (Champaign, Ill.).....12:00p (CT)
 Pittsburgh at Cleveland1:00p (ET)
 Dallas at Detroit1:00p (ET)
 Cincinnati at Houston12:00p (CT)
 Tennessee at Indianapolis1:00p (ET)
 Minnesota at Tampa Bay1:00p (ET)
 New York Jets at San Diego1:05p (PT)
 St. Louis at Arizona2:15p (MT)
 San Francisco at Oakland1:15p (PT)
 Washington at Seattle1:15p (PT)
 Jacksonville at New York Giants...(ESPN) 8:30p (ET)

Monday, November 4
 Miami at Green Bay.....(ABC) 8:00p (CT)

WEEK TEN *CBS-TV National Weekend*
 (Open Date: Buffalo, Cleveland, Dallas, Tampa Bay)

Sunday, November 10
 Cincinnati at Baltimore.....1:00p (ET)
 New Orleans at Carolina.....1:00p (ET)
 Detroit at Green Bay.....12:00p (CT)
 New York Giants at Minnesota.....12:00p (CT)
 Indianapolis at Philadelphia1:00p (ET)
 Atlanta at Pittsburgh.....1:00p (ET)
 San Diego at St. Louis12:00p (CT)
 Houston at Tennessee12:00p (CT)
 Seattle at Arizona2:05p (MT)
 Washington at Jacksonville.....4:05p (ET)
 New England at Chicago (Champaign, Ill.).....3:15p (CT)
 Kansas City at San Francisco.....1:15p (PT)
 Miami at New York Jets(ESPN) 8:30p (ET)

Monday, November 11
Oakland at Denver(ABC) 7:00p (MT)

WEEK ELEVEN *CBS-TV National Weekend*
Sunday, November 17

New Orleans at Atlanta.....1:00p (ET)
 Cleveland at Cincinnati1:00p (ET)
 Dallas at Indianapolis.....1:00p (ET)
 Buffalo at Kansas City12:00p (CT)
 Baltimore at Miami1:00p (ET)
 Green Bay at Minnesota.....12:00p (CT)

Washington at New York Giants1:00p (ET)
 Arizona at Philadelphia1:00p (ET)
 Pittsburgh at Tennessee12:00p (CT)
 San Francisco at San Diego1:05p (PT)
 Carolina at Tampa Bay.....4:05p (ET)
 New York Jets at Detroit.....4:15p (ET)
 Jacksonville at Houston3:15p (CT)
Denver at Seattle1:15p (PT)
 New England at Oakland.....(ESPN) 5:30p (PT)

Monday, November 18
 Chicago at St. Louis.....(ABC) 8:00p (CT)

WEEK TWELVE *FOX-TV National Weekend*
Sunday, November 24

Tennessee at Baltimore1:00p (ET)
 Atlanta at Carolina1:00p (ET)
 Detroit at Chicago (Champaign, Ill.)12:00p (CT)
 Jacksonville at Dallas12:00p (CT)
 San Diego at Miami1:00p (ET)
 Minnesota at New England1:00p (ET)
 Cleveland at New Orleans12:00p (CT)
 Buffalo at New York Jets1:00p (ET)
 Cincinnati at Pittsburgh1:00p (ET)
 Green Bay at Tampa Bay.....1:00p (ET)
 Oakland at Arizona.....2:05p (MT)
 Kansas City at Seattle1:05p (PT)
 New York Giants at Houston.....3:15p (CT)
 St. Louis at Washington4:15p (ET)
Indianapolis at Denver.....(ESPN) 6:30p (MT)

Monday, November 25
 Philadelphia at San Francisco(ABC) 6:00p (PT)

WEEK THIRTEEN *FOX-TV National Weekend*
Thursday, November 28

New England at Detroit.....12:30p (ET)
 Washington at Dallas.....3:05p (CT)

Sunday, December 1

Miami at Buffalo1:00p (ET)
 Baltimore at Cincinnati.....1:00p (ET)
 Carolina at Cleveland.....1:00p (ET)
 Chicago at Green Bay12:00p (CT)
 Pittsburgh at Jacksonville.....1:00p (ET)
 Arizona at Kansas City12:00p (CT)
 Atlanta at Minnesota.....12:00p (CT)
 Tennessee at New York Giants1:00p (ET)
 Houston at Indianapolis4:05p (ET)
Denver at San Diego1:05p (PT)
 St. Louis at Philadelphia4:15p (ET)
 Seattle at San Francisco.....1:15p (PT)
 Tampa Bay at New Orleans(ESPN) 7:30p (CT)

Monday, December 2
 New York Jets at Oakland.....(ABC) 6:00p (PT)

WEEK FOURTEEN *CBS-TV National Weekend*
Sunday, December 8

Cincinnati at Carolina.....1:00p (ET)
 San Francisco at Dallas12:00p (CT)
 Cleveland at Jacksonville.....1:00p (ET)
 St. Louis at Kansas City12:00p (CT)
 Buffalo at New England1:00p (ET)
 Houston at Pittsburgh1:00p (ET)
 Atlanta at Tampa Bay1:00p (ET)
 Indianapolis at Tennessee12:00p (CT)
 New York Giants at Washington.....1:00p (ET)
 Detroit at Arizona2:05p (MT)
 New Orleans at Baltimore.....4:05p (ET)
 Philadelphia at Seattle1:05p (PT)
Denver at New York Jets.....4:15p (ET)
 Oakland at San Diego.....1:15p (PT)
 Minnesota at Green Bay(ESPN) 7:30p (CT)

Monday, December 9
 Chicago at Miami(ABC) 9:00p (ET)

WEEK FIFTEEN *FOX-TV National Weekend*
Sunday, December 15

Seattle at Atlanta1:00p (ET)
 San Diego at Buffalo1:00p (ET)
 New York Jets at Chicago (Champaign, Ill.)...12:00p (CT)
 Jacksonville at Cincinnati.....1:00p (ET)
 Indianapolis at Cleveland.....1:00p (ET)
 Tampa Bay at Detroit1:00p (ET)
 Baltimore at Houston12:00p (CT)
 Oakland at Miami1:00p (ET)
 Minnesota at New Orleans12:00p (CT)
 Washington at Philadelphia1:00p (ET)
 Carolina at Pittsburgh1:00p (ET)
Kansas City at Denver.....2:05p (MT)
 Dallas at New York Giants4:15p (ET)
 Green Bay at San Francisco.....1:15p (PT)
 Arizona at St. Louis(ESPN) 7:30p (CT)

Monday, December 16
 New England at Tennessee.....(ABC) 8:00p (CT)

WEEK SIXTEEN *CBS-TV National Weekend*
Saturday, December 21

Miami at Minnesota(CBS) 12:30p (CT)
 San Francisco at Arizona(FOX) 3:00p (MT)
 Philadelphia at Dallas.....(ESPN) 7:30p (CT)

Sunday, December 22

Detroit at Atlanta1:00p (ET)
 Chicago at Carolina1:00p (ET)
 New Orleans at Cincinnati1:00p (ET)
 Buffalo at Green Bay12:00p (CT)
 New York Giants at Indianapolis1:00p (ET)
 Tennessee at Jacksonville1:00p (ET)
 San Diego at Kansas City12:00p (CT)
 Houston at Washington.....1:00p (ET)
 St. Louis at Seattle.....1:05p (PT)
 Cleveland at Baltimore.....4:15p (ET)
Denver at Oakland.....1:15p (PT)
 New York Jets at New England(ESPN) 8:30p (ET)

Monday, December 23
 Pittsburgh at Tampa Bay(ABC) 9:00p (ET)

WEEK SEVENTEEN *FOX-TV National Weekend*
Saturday, December 28

Philadelphia at New York Giants.....(FOX) 1:30p (ET)
 Kansas City at Oakland(CBS) 2:00p (PT)

Sunday, December 29

Cincinnati at Buffalo1:00p (ET)
 Atlanta at Cleveland1:00p (ET)
 Minnesota at Detroit.....1:00p (ET)
 Tennessee at Houston12:00p (CT)
 Miami at New England1:00p (ET)
 Carolina at New Orleans12:00p (CT)
 Baltimore at Pittsburgh1:00p (ET)
 Dallas at Washington1:00p (ET)
 Jacksonville at Indianapolis4:05p (ET)
Arizona at Denver.....2:15p (MT)
 Green Bay at New York Jets4:15p (ET)
 Seattle at San Diego1:15p (PT)
 Tampa Bay at Chicago (Champaign, Ill.)...(ESPN) 7:30p (CT)

Monday, December 30
 San Francisco at St. Louis.....(ABC) 8:00p (CT)

2002 NFL PRESEASON SCHEDULE

(All Times Local, except American Bowl Games, which are EST)

HALL OF FAME WEEKEND

Saturday, August 3
 San Francisco vs. Washington(ESPN) 10:00p (ET)
American Bowl, Osaka, Japan

Monday, August 5
 Houston vs. New York Giants(ABC) 8:00p (ET)
Pro Football Hall of Fame Game, Canton, Ohio

WEEK ONE
Thursday, August 8
 New York Jets at Pittsburgh.....(ESPN) 8:00p (ET)

Friday, August 9
 Cincinnati at Buffalo7:30p (ET)
 Detroit at Baltimore8:00p (ET)
 Jacksonville at Atlanta7:30p (ET)
 Oakland at Dallas8:00p (CT)

Saturday, August 10
 Arizona at San Diego7:00p (PT)
 Cleveland at Minnesota7:00p (CT)
Denver at Chicago (Champaign, IL).....7:00p (CT)
 Green Bay at Philadelphia7:30p (ET)
 Houston at New Orleans7:00p (CT)
 Indianapolis at Seattle7:00p (PT)
 Kansas City at San Francisco.....6:00p (PT)
 New England at New York Giants8:00p (ET)
 St. Louis at Tennessee7:00p (CT)
 Washington at Carolina.....8:00p (ET)

Monday, August 12
 Miami at Tampa Bay(ESPN) 8:00p (ET)

WEEK TWO
Thursday, August 15
 Oakland at Tennessee.....(ESPN) 7:00p (CT)
 New Orleans at Miami7:00p (ET)
 New York Jets at Baltimore8:00p (ET)

Friday, August 16
 Chicago at St. Louis(FOX) 7:00p (CT)
 Minnesota at Buffalo7:30p (ET)
 Seattle at San Diego8:00p (PT)
 Tampa Bay at Jacksonville.....7:00p (ET)

Saturday, August 17
 Philadelphia at New England.....(CBS) 8:00p (ET)
 Cincinnati at Indianapolis7:00p (EST)
 Dallas at Carolina8:00p (ET)
 Detroit at Cleveland8:00p (ET)
 Green Bay at Arizona7:00p (MST)
 Houston at Kansas City7:30p (CT)
 New York Giants at Atlanta4:00p (ET)

Sunday, August 18
 Pittsburgh at Washington8:00p (ET)

Monday, August 19
San Francisco at Denver.....(ABC) 6:00p (MT)

WEEK THREE
Thursday, August 22
 San Diego at St. Louis.....(CBS) 8:00p (CT)

Friday, August 23
 Baltimore at Philadelphia(FOX) 8:00p (ET)
 Carolina at New England8:00p (ET)
 Jacksonville at Chicago (Champaign, IL) ..7:00p (CT)
 Tennessee at Minnesota7:00p (CT)

Saturday, August 24

Atlanta at Dallas.....	7:00p (CT)
Buffalo at Indianapolis.....	7:00p (EST)
Denver at Arizona.....	7:00p (MST)
Kansas City at Seattle.....	7:00p (PT)
Miami at Houston.....	7:00p (CT)
New Orleans at Cincinnati.....	7:30p (ET)
New York Giants at New York Jets.....	8:00p (ET)
Pittsburgh at Detroit.....	12:30p (ET)
San Francisco at Oakland.....	6:00p (PT)
Washington at Tampa Bay.....	8:00p (ET)

Monday, August 26

Cleveland at Green Bay.....	(ABC) 7:00p (CT)
-----------------------------	------------------

WEEK FOUR
Wednesday, August 28

San Diego at San Francisco.....	6:00p (PT)
---------------------------------	------------

Thursday, August 29

Arizona at Oakland.....	6:00p (PT)
Atlanta at Cincinnati.....	7:30p (ET)
Baltimore at New York Giants.....	8:00p (ET)
Buffalo at Detroit.....	8:00p (ET)
Chicago at Miami.....	7:00p (ET)
Dallas at Jacksonville.....	8:00p (ET)
Minnesota at Pittsburgh.....	7:30p (ET)
New England at Washington.....	8:00p (ET)
Seattle at Denver.....	7:00p (MT)

Friday, August 30

Carolina at Cleveland.....	8:00p (ET)
Indianapolis at New Orleans.....	6:00p (CT)
Philadelphia at New York Jets.....	7:30p (ET)
St. Louis at Kansas City.....	7:30p (CT)
Tampa Bay at Houston.....	7:00p (CT)
Tennessee at Green Bay.....	7:00p (CT)

POSTSEASON

Saturday, January 4, 2003
AFC and NFC Wild Card Playoffs (ABC)

Sunday, January 5, 2003
AFC and NFC Wild Card Playoffs (CBS and FOX)

Saturday, January 11, 2003
AFC and NFC Divisional Playoffs (CBS and FOX)

Sunday, January 12, 2003
AFC and NFC Divisional Playoffs (CBS and FOX)

Sunday, January 19, 2003
AFC and NFC Championship Games (CBS and FOX)

Sunday, January 26, 2003
Super Bowl XXXVII at Qualcomm Stadium, San Diego, Calif. (ABC)

Sunday, February 2, 2003
AFC-NFC Pro Bowl in Honolulu, Hawaii (ABC)

2002 AFC-NFC INTERCONFERENCE GAMES

WEEK ONE — SEPT. 8

Baltimore at Carolina.....	1:00p (ET)
Detroit at Miami.....	1:00p (ET)
Philadelphia at Tennessee.....	12:00p (CT)
St. Louis at Denver.....	2:15p (MT)
Seattle at Oakland.....	1:15p (PT)
Dallas at Houston.....	(ESPN) 7:30p (CT)

WEEK TWO — SEPT. 15

Tampa Bay at Baltimore.....	1:00p (ET)
Tennessee at Dallas.....	12:00p (CT)
Buffalo at Minnesota.....	3:15p (CT)
Denver at San Francisco.....	1:15p (PT)

WEEK THREE — SEPT. 22

San Diego at Arizona.....	1:05p (MST)
Cincinnati at Atlanta.....	(ESPN) 8:30p (ET)

WEEK FOUR — SEPT. 29

Chicago at Buffalo.....	1:00p (ET)
Houston at Philadelphia.....	1:00p (ET)
Tampa Bay at Cincinnati.....	4:05p (ET)

WEEK FIVE — OCT. 6

Pittsburgh at New Orleans.....	12:00p (CT)
Washington at Tennessee.....	12:00p (CT)
Philadelphia at Jacksonville.....	4:15p (ET)

WEEK SIX — OCT. 13

Green Bay at New England.....	1:00p (ET)
Oakland at St. Louis.....	3:15p (CT)
Cleveland at Tampa Bay.....	4:15p (ET)

WEEK SEVEN — OCT. 20

Minnesota at New York Jets.....	1:00p (ET)
---------------------------------	------------

WEEK EIGHT — OCT. 27

Detroit at Buffalo.....	1:00p (ET)
Indianapolis at Washington.....	(ESPN) 8:30p (ET)

WEEK NINE — NOV. 3

Baltimore at Atlanta.....	1:00p (ET)
San Francisco at Oakland.....	1:15p (PT)
Jacksonville at New York Giants.....	(ESPN) 8:30p (CT)
Miami at Green Bay.....	(ABC) 8:00p (CT)

WEEK TEN — NOV. 10

Indianapolis at Philadelphia.....	1:00p (ET)
Atlanta at Pittsburgh.....	1:00p (ET)
San Diego at St. Louis.....	12:00p (CT)
Washington at Jacksonville.....	4:05p (ET)
New England at Chicago (Champaign, Ill.).....	3:15p (CT)
Kansas City at San Francisco.....	1:15p (PT)

WEEK ELEVEN — NOV. 17

Dallas at Indianapolis.....	1:00p (ET)
San Francisco at San Diego.....	1:05p (PT)
New York Jets at Detroit.....	4:15p (ET)
Denver at Seattle.....	1:15p (PT)

WEEK TWELVE — NOV. 24

Jacksonville at Dallas.....	12:00p (CT)
Minnesota at New England.....	1:00p (ET)
Cleveland at New Orleans.....	12:00p (CT)
Oakland at Arizona.....	2:05p (MT)
Kansas City at Seattle.....	1:05p (PT)
New York Giants at Houston.....	3:15p (CT)

WEEK THIRTEEN — DEC. 1

New England at Detroit.....	12:30p (ET)
Carolina at Cleveland.....	1:00p (ET)
Arizona at Kansas City.....	12:00p (CT)
Tennessee at New York Giants.....	1:00p (ET)

WEEK FOURTEEN — DEC. 8

Cincinnati at Carolina.....	1:00p (ET)
St. Louis at Kansas City.....	12:00p (CT)
New Orleans at Baltimore.....	4:05p (ET)
Chicago at Miami.....	(ABC) 9:00p (ET)
Tennessee at Minnesota.....	12 p.m.

WEEK FIFTEEN — DEC. 15

New York Jets at Chicago (Champaign, Ill.).....	12:00p (CT)
Carolina at Pittsburgh.....	1:00p (ET)

WEEK SIXTEEN — DEC. 22

Miami at Minnesota.....	(CBS) 12:30p (CT)
New Orleans at Cincinnati.....	1:00p (ET)
Buffalo at Green Bay.....	12:00p (CT)
New York Giants at Indianapolis.....	1:00p (ET)
Houston at Washington.....	1:00p (ET)
Pittsburgh at Tampa Bay.....	(ABC) 9:00p (ET)

WEEK SEVENTEEN — DEC. 29

Atlanta at Cleveland.....	1:00p (ET)
Arizona at Denver.....	2:15p (MT)
Green Bay at New York Jets.....	4:15p (ET)
Seattle at San Diego.....	1:15p (PT)

2002 NATIONAL TELEVISION GAMES

REGULAR SEASON

Sunday, Sep. 9	St. Louis at Philadelphia (day, FOX)
Thursday, Sep. 5	San Francisco at New York Giants (night, ESPN)
Sunday, Sep. 8	St. Louis at Denver (day, FOX)
	Dallas at Houston (night, ESPN)
	Pittsburgh at New England (night, ABC)
	Denver at San Francisco (day, CBS)
	Oakland at Pittsburgh (night, ESPN)
	Philadelphia at Washington (night, ABC)
	Washington at San Francisco (day, FOX)
	Cincinnati at Atlanta (night, ESPN)
	St. Louis at Tampa Bay (night, ABC)
	Tennessee at Oakland (day, CBS)
	Minnesota at Seattle (night, ESPN)
	Denver at Baltimore (night, ABC)
	St. Louis at San Francisco (day, FOX)
	Baltimore at Cleveland (night, ESPN)
	Green Bay at Chicago (night, ABC)
	Oakland at St. Louis (day, CBS)
	Miami at Denver (night, ESPN)
	San Francisco at Seattle (night, ABC)
	Washington at Green Bay (day, FOX)
	Indianapolis at Pittsburgh (night, ABC)
	Denver at New England (day, CBS)
	Indianapolis at Washington (night, ESPN)
	New York Giants at Philadelphia (night, ABC)
	San Francisco at Oakland (day, FOX)
	Jacksonville at New York Giants (night, ESPN)
	Miami at Green Bay (night, ABC)
	New England at Chicago (day, CBS)
	Miami at New York Jets (night, ESPN)
	Oakland at Denver (night, ABC)
	Denver at Seattle (day, CBS)
	New England at Oakland (night, ESPN)
	Chicago at St. Louis (night, ABC)
	St. Louis at Washington (day, FOX)
	Indianapolis at Denver (night, ESPN)
	Philadelphia at San Francisco (night, ABC)
	New England at Detroit (day, CBS)
	Washington at Dallas (day, FOX)
	St. Louis at Philadelphia (day, FOX)
	Tampa Bay at New Orleans (night, ESPN)
	New York Jets at Oakland (night, ABC)
	Denver at New York Jets (day, CBS)
	Minnesota at Green Bay (night, ESPN)
	Chicago at Miami (night, ABC)
	Green Bay at San Francisco (day, FOX)
	Arizona at St. Louis (night, ESPN)
	New England at Tennessee (night, ABC)
	Miami at Minnesota (day, CBS)
	San Francisco at Arizona (day, FOX)
	Philadelphia at Dallas (night, ESPN)
	Denver at Oakland (day, CBS)
	New York Jets at New England (night, ESPN)
	Pittsburgh at Tampa Bay (night, ABC)
	Philadelphia at New York Giants (day, FOX)
	Kansas City at Oakland (day, CBS)
	Green Bay at New York Jets (day, FOX)
	Tampa Bay at Chicago (night, ESPN)
	San Francisco at St. Louis (night, ABC)

Monday, Sep. 9	
Sunday, Sep. 15	

Monday, Sep. 16	
Sunday, Sep. 22	

Monday, Sep. 23	
Sunday, Sep. 29	

Monday, Sep. 30	
Sunday, Oct. 6	

Monday, Oct. 7	
Sunday, Oct. 13	

Monday, Oct. 14	
Sunday, Oct. 20	
Monday, Oct. 21	
Sunday, Oct. 27	

Monday, Oct. 28	
Sunday, Nov. 3	

Monday, Nov. 4	
Sunday, Nov. 10	

Monday, Nov. 11	
Sunday, Nov. 17	

Monday, Nov. 18	
Sunday, Nov. 24	

Monday, Nov. 25	
Thursday, Nov. 28	

Sunday, Dec. 1	
Monday, Dec. 2	
Sunday, Dec. 8	

Monday, Dec. 9	
Sunday, Dec. 15	

Monday, Dec. 16	
Saturday, Dec. 21	

Sunday, Dec. 22	
-----------------	--

Monday, Dec. 23	
Saturday, Dec. 28	

Sunday, Dec. 29	
Monday, Dec. 30	

Saturday, Jan. 4	
Sunday, Jan. 5	
Saturday, Jan. 11	
Sunday, Jan. 12	
Sunday, Jan. 19	
Sunday, Jan. 26	
Sunday, Feb. 3	

AFC and NFC Wild Card Playoffs (ABC)
AFC and NFC Wild Card Playoffs (CBS and FOX)
AFC and NFC Divisional Playoffs (CBS and FOX)
AFC and NFC Divisional Playoffs (CBS and FOX)
AFC and NFC Championship Games (CBS and FOX)
Super Bowl XXXVII at Qualcomm Stadium in San Diego, Calif. (ABC)
AFC-NFC Pro Bowl in Honolulu, Hawaii (ABC)

POSTSEASON

2002 PRIME TIME TELEVISION GAMES

(All times local; Thursday/Saturday/Sunday on ESPN, Monday on ABC; also on CBS radio)

Sunday, September 9	Miami at Tennessee (ESPN).....	7:30p
Thursday, September 15	San Francisco at New York Giants (ESPN)	8:30p
Sunday, September 16	Dallas at Houston (ESPN)	7:30p
Monday, September 9	Pittsburgh at New England (ABC)	9:00p
Sunday, September 15	Oakland at Pittsburgh (ESPN)	8:30p
Monday, September 16	Philadelphia at Washington (ABC).....	9:00p
Sunday, September 22	Cincinnati at Atlanta (ESPN).....	8:30p
Monday, September 23	St. Louis at Tampa Bay (ABC)	9:00p
Sunday, September 29	Minnesota at Seattle (ESPN).....	5:30p
Monday, September 30	Denver at Baltimore (ABC).....	9:00p
Sunday, October 6	Baltimore at Cleveland (ESPN).....	8:30p
Monday, October 7	Green Bay at Chicago (ABC).....	8:00p
Sunday, October 13	Miami at Denver (ESPN).....	6:30p
Monday, October 14	San Francisco at Seattle (ABC).....	6:00p
Monday, October 21	Indianapolis at Pittsburgh (ABC).....	9:00p
Sunday, October 27	Indianapolis at Washington (ESPN).....	8:30p
Monday, October 28	New York Giants at Philadelphia (ABC)	9:00p
Sunday, November 3	Jacksonville at New York Giants (ESPN)	8:30p
Monday, November 4	Miami at Green Bay (ABC)	8:00p
Sunday, November 10	Miami at New York Jets (ESPN)	8:30p
Monday, November 11	Oakland at Denver (ABC)	7:00p
Sunday, November 17	New England at Oakland (ESPN).....	5:30p
Monday, November 18	Chicago at St. Louis (ABC).....	8:00p
Sunday, November 24	Indianapolis at Denver (ESPN).....	6:30p
Monday, November 25	Philadelphia at San Francisco (ABC)	6:00p
Sunday, December 1	Tampa Bay at New Orleans (ESPN).....	7:30p
Monday, December 2	New York Jets at Oakland (ABC)	6:00p
Sunday, December 8	Minnesota at Green Bay (ESPN).....	7:30p
Monday, December 9	Chicago at Miami (ABC)	9:00p
Sunday, December 15	Arizona at St. Louis (ESPN).....	7:30p
Monday, December 16	New England at Tennessee (ABC)	8:00p
Saturday, December 21	Philadelphia at Dallas (ESPN)	7:30p
Sunday, December 22	New York Jets at New England (ESPN).....	8:30p
Monday, December 23	Pittsburgh at Tampa Bay (ABC)	9:00p
Sunday, December 29	Tampa Bay at Chicago (ESPN)	7:30p
Monday, December 30	San Francisco at St. Louis (ABC)	8:00p

2002 PROMOTIONAL DATES

Fans in attendance at the following 2001 Denver Broncos home games will receive special promotional items as they enter INVESCO Field at Mile High:

<u>DATE</u>	<u>OPPONENT</u>	<u>PROMOTIONAL ITEM</u>	<u>DISTRIBUTION</u>
Sept. 8	St. Louis	Magnetic Schedules courtesy of Bud Light	(all fans 21 and over)
Sept. 22	Buffalo	Luggage Tags courtesy of U.S. Bank	(all fans)
Oct. 6	San Diego	Koozies courtesy of Coors	(1st 30,000 fans)
Oct. 13	Miami	Broncos Limited Edition CD-ROMs courtesy of AT&T Broadband	(1st 30,000 fans)
Nov. 11	Oakland	Static Clings courtesy of Coca-Cola	(all fans)
Nov. 24	Indianapolis	2002 Team Pictures courtesy of Denver Mattress Company	(1st 30,000 fans) (all fans)
Dec. 15	Kansas City	2003 Calendars courtesy of Oroweat	(all fans)

All promotional dates are tentative and subject to change without notice.