BRONCOS

2011 Media Guide

PRO FOOTBALL HALL OF FAME
CANTON, OHIO

SHANNON SHARPE
CLASS OF 2011

Executive Offices and Training Facility

13655 Broncos Parkway • Englewood, CO 80112
Telephone: (303) 649-9000 • FAX: (303) 649-9354 • PR FAX: (303) 649-0562
www.DenverBroncos.com

Media Relations

Patrick Smyth, Executive Director of Media Relations: (303) 264-5536 • patrick.smyth@broncos.nfl.net
Rebecca Villanueva, Media Services Manager: (303) 264-5598 • rebecca.villanueva@broncos.nfl.net
Erich Schubert, Media Relations Coordinator: (303) 264-5503 • erich.schubert@broncos.nfl.net

http://media.denverbroncos.com

INVESCO Field at Mile High

1701 Bryant St. • Denver, CO 80204

Broncos Ticket Office	Broncos Marketing Department	Stadium Management Co.
Suite 100	Suite 900	Suite 700
(720) 258-3333	(720) 258-3100	(720) 258-3000

2011 DENVER BRONCOS SCHEDULE

(all times local at site)

PRESEASON

Wk.	Day	Date	Opponent	Site	Time	TV
1	Thu.	Aug. 11	at Dallas	Cowboys Stadium	7:30 p.m. CDT	KUSA-TV
2	Sat.	Aug. 20	BUFFALO	INVESCO Field at Mile High	6:35 p.m. MDT	KUSA-TV
3	Sat.	Aug. 27	SEATTLE	INVESCO Field at Mile High	6:35 p.m. MDT	KUSA-TV
4	Thu.	Sept. 1	at Arizona	University of Phoenix Stadium	7 p.m. MST	KUSA-TV

REGULAR SEASON

Wk.	Day	Date	Opponent	Site	Time	TV
1	Mon.	Sept. 12	OAKLAND	INVESCO Field at Mile High	8:15 p.m. MDT	ESPN
2	Sun.	Sept. 18	CINCINNATI	INVESCO Field at Mile High	2:15 p.m. MDT	CBS
3	Sun.	Sept. 25	at Tennessee	LP Field	12 p.m. CDT	CBS
4	Sun.	Oct. 2	at Green Bay	Lambeau Field	3:15 p.m. CDT	CBS
5	Sun.	Oct. 9	SAN DIEGO	INVESCO Field at Mile High	2:15 p.m. MDT	CBS
6	BYE					
7	Sun.	Oct. 23	at Miami	Sun Life Stadium	1 p.m. EDT	CBS
8	Sun.	Oct. 30	DETROIT	INVESCO Field at Mile High	2:05 p.m. MDT	FOX
9	Sun.	Nov. 6	at Oakland	Oakland-Alameda County Coliseum	1:05 p.m. PST	CBS
10	Sun.	Nov. 13	at Kansas City	Arrowhead Stadium	12 p.m. CST	CBS*
11	Thu.	Nov. 17	N.Y. JETS	INVESCO Field at Mile High	6:20 p.m. MST	NFLN
12	Sun.	Nov. 27	at San Diego	Qualcomm Stadium	1:15 p.m. PST	CBS*
13	Sun.	Dec. 4	at Minnesota	Mall of America Field (Metrodome)	3:05 p.m. CST	CBS*
14	Sun.	Dec. 11	CHICAGO	INVESCO Field at Mile High	2:05 p.m. MST	FOX*
15	Sun.	Dec. 18	NEW ENGLAND	INVESCO Field at Mile High	2:15 p.m. MST	CBS*
16	Sat.	Dec. 24	at Buffalo	Ralph Wilson Stadium	1 p.m. EST	CBS
17	Sun.	Jan. 1	KANSAS CITY	INVESCO Field at Mile High	2:15 p.m. MST	CBS*

** - All NFL games scheduled for Sundays from Weeks 10-17 are eligible to be moved to the Sunday night game, which is televised nationally by NBC.*



IN MEMORIAM
KENNY MCKINLEY (1987-2010)

The Denver Broncos lost one of their own on Sept. 20, 2010, when wide receiver Kenny McKinley passed away at the age of 23.

McKinley was a second-year player who was selected by the Broncos in the fifth round (141st overall) of the 2009 NFL Draft from the University of South Carolina.

BRONCOS
WINNING TRADITION

SINCE THE 1970 AFL/NFL MERGER…

SUPER BOWL BERTHS

Team	No.
1. Dallas	8
Pittsburgh	8
3. Denver	**6**
New England	6
5. Miami	5
S.F., Was.	5

WINNING SEASONS

Team	No.
1. Pittsburgh	30
2. Dallas	29
Miami	29
4. Minnesota	26
5. New England	25
6. Denver	**24**

OVERALL WINS

Team	No.
1. Pittsburgh	415
2. Dallas	405
3. Miami	399
4. Minnesota	378
5. Denver	**376**
San Francisco	376

REG. SEASON WINS

Team	No.
1. Pittsburgh	384
2. Miami	379
3. Dallas	373
4. Minnesota	361
5. Denver	**359**
6. San Francisco	351

HOME WINS (REG.)

Team	No.
1. Pittsburgh	227
2. Denver	**218**
3. Miami	214
Minnesota	210
5. Dallas	212
6. N.E./Was.	194

CONF. CHAMP. BERTHS

Team	No.
1. Pittsburgh	15
Dallas	14
3. San Francisco	12
4. Oakland	11
5. St. Louis	9
6. Denver, Min.	**8**

Denver Broncos 2011 Media Guide

INDEX

100-Yard Receiving Games .543
100-Yard Rushing Games .539
100-Yard Rushing Halves/Quarters .542
300-Yard Passing Games .546
1,000-Yard Receiving Seasons .538
1,000-Yard Rushing Seasons .538
2010 Season:
Game Summaries/Stats .230
Game-By-Game Statistics .214
Honors And Awards .228
Individual Game-by-Game Statistics .217
NFL Rankings .227
NFL Standings/Playoff Results .301
Participation .216
Preseason Team Statistics .208
Regular-Season Team Statistics .206
Single-Game Highs And Lows .212
Starters By Game .211
Takeaway Statistics .220
3,000-Yard Passing Seasons .538
All-Time Broncos Record .295
Alumni Association .4
American Bowl, Broncos Participation In .290
Attendance Marks .478
Biographies:
Biographies Index .6
Coordinators/Assistant Coaches .19
Player Personnel/Football Operations .36
Rookies And First-Year Players .192
Veteran Players .56
Bowlen, Pat:
Biography .10
Broncos Accomplishments Under .53
Broncos Name Origin .548
Broncos Website .653
Bye Weeks:
Broncos Record After The Bye .297
Broncos Record Facing A Team Off Its Bye .297
Cheerleaders .645
Christmas Games .297
Coaches:
All-Time Coaches Roster .595
Broncos Head Coaching Tree .598
Most Years Of Service .574
Year-by-Year Coaching Records .477
Coldest Games .656
Comebacks .548
Community Development .640
Darrent Williams Good Guy Award .644
Day, Broncos Record By .298
Decade, Broncos Record By .298
Divisional Record .295
Draft Choices:
All-Time Draft Choices By School .583
All-Time First-Round Picks .583
All-Time Year-by-Year Drafts .584
Ed Block Courage Award, Broncos Winners .644
Ellis, Joe .42
Elway, John .14
Ring of Fame Bio .560
First Game, Broncos History .181
Fox, John .16
Free Agents Signed/Lost, 1989-2011 .590
General Managers, Broncos All-Time .15
Hall of Fame Broncos .558
Helmets, Broncos All-Time .638
Highlight Video Information .658
Historical Highlights .628
Honors And Awards:
All-Time Individual Year-By-Year .550
Broncos All-Time NFL Honors .555
Broncos Team Awards .644
How The Broncos Are Built .270
Last Time .223
Leads Lost .548
Little, Floyd .575
Logos, Broncos All-Time .638
Margin Of Victory And Defeat .508
Mascots (Thunder And Miles) .646
Media Information .657
Media Website .BC
Milestone Games .297
Monday Night Games .296
Month, Broncos Record By .298
Nationally Televised Games, 1984-2009 .54
NFL Network .653
Overtime Games .296
Paul D. Bowlen Memorial Broncos Centre .7
Postseason Game Summaries .412
Preseason Television Network (KUSA) .655
Pro Bowl Selections .554
Pronunciation Guide .263
Public Relations Directors, NFL Directory .658
Radio Network (850 KOA) .654
Records — Postseason:
Broncos Individual .527
Broncos Team .533
Game-By-Game Record .533

Credits

The 2011 Denver Broncos media guide was produced by the club's media relations department. Information contained herein was compiled by the current and previous media relations staffs and is current as of Aug. 5, 2011.

©2011Denver Broncos Football Club.

This project was coordinated by Erich Schubert. Writing, layout, design and editing by Schubert using QuarkXPress™ (8.5) desktop publishing application. Editorial assistance provided by Patrick Smyth, Stuart Zaas, Alex Kaufman, Rebecca Villanueva, Kelly Woodward and Jim Saccomano. Additional thanks to the NFL communications department, the late Joe Cronin, John Turney, Dave Plati, Santo Labombarda and the Elias Sports Bureau staff, and Stats Inc. for providing extensive statistical data. Printing by Pioneer Press, Greeley, Colo. Photography and scans by Eric Bakke, Rich Clarkson and Associates, LLC (Rich Clarkson, Trevor Brown Jr., Steve Nowland, Ryan McKee, Jamie Schwaberow and Brett Wilhelm) and Pete Eklund. Cover designed by Sadie Thomas. Special thanks to Kenn Rust of Rust Graphics.

Denver Broncos 2011 Media Guide

INDEX

Records — Regular Season:
Broncos Individual .492
Fumble Returns .504
Interceptions .502
Kicking .505
Kickoff Returns .501
Passing .494
Punt Returns .500
Punting .499
Receiving .498
Rushing .493
Sacks .504
Safeties .503
Scoring .504
Total Offense .492
Broncos Team .506
Passing Defense .518
Passing Offense .510
Penalties .515
Rushing Defense .517
Rushing Offense .509
Scoring Defense .516
Scoring Offense .508
Streaks .507
Total Defense .516
Total Offense .508
Turnovers .515
Opponent Individual .520
Opponent Team .523
Results:
All-Time Game-By-Game .272
Artificial Turf Record .656
Retired Jersey Numbers .557
Ring of Fame Member Profiles .560
Rosters:
2011 Roster .264
2011 Roster Breakdown By Position .263
All-Time Broncos (Alphabetical) .599
All-Time Broncos (Numerical) .616
All-Time Practice Squad (Alphabetical) .624
All-Time Practice Squad (By Year) .626
All-Time Roster Breakdown By School .613
All-Time Roster Height/Weight Breakdowns .614
All-Time Roster Height/Weight Extremes .615
Schedules, 2011:
Broncos .IFC
Broncos Composite Schedule .664
NFL Postseason .662
NFL Preseason .662
NFL Regular Season .659
Scoring Streak .42
Season Openers:
All-Time Results .298
Individual Records .172
Season Ticket Sales .478
Series Records vs. Opponents .291
Broncos vs. The NFL (Reg./Post./Preseason) .295
Service With Broncos .491
Shutouts:
By Denver .516
By Opponents .508
Stadium Information:
Broncos Stadium History .651
INVESCO Field at Mile High .647
INVESCO Field at Mile High Media Parking .650
INVESCO Field at Mile High Records .652
INVESCO Field at Mile High Seating Diagram .649
Staff Directory .4
Staff Photos .43
Starting Lineups, All-Time .402
Stats Crew .652
Sunday Night Games .296
Super Bowl:
Future Sites .656
Thanksgiving Games .297
Tie-Breaking Procedures .663
Trades, All-Time .591
Training Camp Sites, All-Time .656
Transactions, 2010-11 .266
Two-Point Conversions, Broncos History .582
Uniforms, Broncos All-Time .638
Vince Lombardi Trophies .68
Walter Payton NFL Man Of The Year, Broncos Winner .643
Warmest Games .656
Winning Tradition .52
Year-By-Year Individual Leaders:
Field Goals .490
Interceptions .486
Kickoff Returns .488
Passing .483
Punt Returns .487
Punting .490
Receiving .485
Rushing .482
Sacks .491
Scoring .489
Tackles .491
Year-By-Year Final Records .410
Year-By-Year Final Statistics .300
Year-By-Year Team Statistics:
Team Defense .480
Team Offense .479
Team Third Downs .481
Team Turnovers .481
Xanders, Brian .15
Zimmerman, Gary .582

BRONCOS COUNTRY

BRONCOS DIRECTORY

Denver Broncos Football Club
13655 Broncos Parkway, Englewood, CO 80112

Telephone ..... (303) 649-9000
Ticket Office ..... (720) 258-3333
Marketing Department ..... (720) 258-3100
Stadium Management Company ..... (720) 258-3000
Internet Address ..... www.DenverBroncos.com
Home Stadium ..... INVESCO Field at Mile High (76,125)
Colors ..... Broncos Navy (PMS 289C) and Broncos Orange (PMS 1655C)
Conference ..... American Football Conference (West Division)

OWNERSHIP

OWNER & CHIEF EXECUTIVE OFFICER

Pat Bowlen ..... Owner & CEO
Lisa Williams ..... Executive Assistant to Owner & CEO

ADVISORY DIRECTORS

Pat Bowlen ..... Chairman
John Bowlen ..... Director
Bill Britton ..... Director
Tim Guard ..... Director
Jeff Harman ..... Director
Fred Hemmings ..... Director
Bob Masten ..... Director

EXECUTIVE STAFF

PRESIDENT

Joe Ellis ..... President
Elaine Woodworth ..... Executive Assistant to President

EXECUTIVE VICE PRESIDENTS

John Elway ..... Exec. Vice President of Football Operations
Rich Slivka ..... General Counsel/Executive Vice President
Kathy Hatch ..... Exec. Asst. to Exec. V.P. of Football Operations

VICE PRESIDENTS

Mac Freeman ..... Sr. Vice President of Business Development
Dave Abrams ..... Vice President of Security
Chip Conway ..... Vice President of Operations
Cindy Kellogg ..... Vice President of Community Development
Dennis Moore ..... Vice President of Sales and Marketing
Jim Saccomano ..... V.P. of Corporate Communications
Justin Webster ..... Vice President of Finance

BOWLEN SPORTS, INC.

Jim Schafer ..... Assistant to the Owner & CEO
Veronica Ibarra ..... Exec. Asst. to Asst. to the Owner & CEO

FOOTBALL STAFF

COACHING STAFF

John Fox ..... Head Coach
Dennis Allen ..... Defensive Coordinator
Mike McCoy ..... Offensive Coordinator
Jeff Rodgers ..... Special Teams Coordinator
Clancy Barone ..... Tight Ends
Keith Burns ..... Assistant Special Teams
Brian Callahan ..... Quality Control-Offense
Adam Gase ..... Quarterbacks
Sam Garnes ..... Assistant Secondary
Justin Lovett ..... Strength and Conditioning Assistant
Dave Magazu ..... Offensive Line
Ron Milus ..... Secondary
Wayne Nunnely ..... Defensive Line
Jay Rodgers ..... Quality Control-Defense
Greg Saporta ..... Strength and Conditioning Assistant
Richard Smith ..... Linebackers
Eric Studesville ..... Running Backs
Tyke Tolbert ..... Wide Receivers
Rich Tuten ..... Strength and Conditioning
Mark Thewes ..... Assistant to Head Coach
Kristi Nichols ..... Assistant Coaches Secretary

PLAYER PERSONNEL / FOOTBALL OPERATIONS

Brian Xanders ..... General Manager
Keith Kidd ..... Director of Pro Personnel
Matt Russell ..... Director of College Scouting
Mike Bluem ..... Director of Football Administration
Anthony Kelly ..... Assistant Director of Pro Personnel
Lenny McGill ..... Assistant Director of College Scouting
Adam Peters ..... National Scout
Dave Bratten ..... College Scouting Coord./Mt. Area Scout
Eugene Armstrong ..... Mid-South Area Scout
Scott DiStefano ..... Midwest Area Scout
Cornell Green ..... Southwest Area Scout
Nick Schiralli ..... Atlantic Area Scout
Meghan Zobeck ..... Coordinator of Labor Operations
Phil Armatas ..... Player Personnel Assistant/Area Scout
Dave Ziegler ..... Player Personnel Assistant/Area Scout
Pam Papsdorf ..... Exec. Assistant to Player Personnel
Jerry Butler ..... Director of Player Development
Fred Fleming ..... Director of Special Services

DENVER BRONCOS ALUMNI ASSOCIATION

The Denver Broncos Alumni Association was formed in 1991 to provide an opportunity for former players to remain actively involved with the Broncos' organization. The Alumni Association serves as a goodwill extension of the Denver Broncos, and the members are available to counsel current players on life after football. Their mission is to uphold the highest standards of professionalism, integrity and honor. They are committed to enhance our communities through active service and devotion and pledge to support the Denver Broncos Football Club in its community outreach programs and present themselves as positive role models and mentors. The 16 members of the Alumni Council are Odell Barry (Treasurer), Tyrone Braxton, Larry Brunson, Steve Foley, Chuck Gavin, Tom Graham, Mark Jackson, Le-Lo Lang (Vice President), Karl Mecklenburg, Willie Oshodin, Dave Preston, Reggie Rivers, Frank Robinson, Steve Sewell (Secretary), Billy Thompson and David Treadwell (President).

MEDICAL STAFF

Steve Antonopulos ..... Head Athletic Trainer
Corey Oshikoya ..... Assistant Athletic Trainer
Josh Hartman ..... Assistant Athletic Trainer
Vince Garcia ..... Assistant Athletic Trainer
Dr. Ted Schlegel ..... Head Team Physician
Dr. Martin Boublik ..... Team Physician
Dr. J. Steven Geraghty ..... Team Physician

EQUIPMENT

Chris Valenti ..... Equipment Manager
Mike Harrington ..... Assistant Equipment Manager
Jason Schell ..... Assistant Equipment Manager
Kenny Chavez ..... Assistant Equipment Manager

FOOTBALL INFORMATION SYSTEMS

Tony Lazzaro ..... Director of Football Information Systems
Kevin Grogan ..... Senior Programmer/Analyst

VIDEO OPERATIONS

Steve Boxer ..... Video Director
Gary McCune ..... Video Operations Manager
Kirt Horiuchi ..... Video Assistant

BUSINESS STAFF

MEDIA RELATIONS

Patrick Smyth ..... Executive Director of Media Relations
Rebecca Villanueva ..... Media Services Manager
Erich Schubert ..... Media Relations Coordinator

TEAM MEDIA

Chris Hall ..... Manager of Team Media
Gray Caldwell ..... Editor, DenverBroncos.com/Team Media
Stuart Zaas ..... Digital Media Coordinator

COMMUNITY DEVELOPMENT

Kelly Woodward ..... Director of Community Development
Billy Thompson ..... Director of Community Outreach

FINANCE

Fred Krebs ..... Manager of Cash/Treasury
Dianne Sehgal ..... Controller
Jenifer Brunetti ..... Payroll Administrator
Gina Johnson ..... Accounts Payable
Nanette Thompson ..... Assistant Controller
Kelly Trimble ..... Manager of Travel Services
Peggy Jackson ..... Revenue Accountant

HUMAN RESOURCES

Sheila Thomas ..... Dir. of Human Resources - Denver Broncos
Heather Brevik ..... Dir. of Human Resources - SMC

INFORMATION TECHNOLOGY

Russ Trainor ..... Exec. Dir. of Information Technology
Chris Newman ..... Information Technology Architect
Jason Moore ..... Senior Information Technology Engineer
Mike Corey ..... Information Technology Engineer
Miles Tihansky ..... Information Technology Engineer
Gil Bencomo ..... Information Technology Engineer

MARKETING

Brady Kellogg ..... Senior Director of Corporate Partnerships
Sandy Young ..... Senior Marketing Manager
Jon Carlson ..... Business Development Manager
Bobby Mestas ..... Manager of Fan Development
Derek Thomas ..... Manager, Marketing Partnerships
Matt Galante ..... Manager of Partnership Activation and Service
Erica Jennings ..... Manager of Partnership Activation and Service
Mallory Cleveland ..... Partnership Activation and Services Coord.
Dustin Frost ..... Events and Special Projects Coordinator
Amanda Hutchings ..... Promotions and Entertainment Coordinator
Sadie Thomas ..... Graphic Designer
Brad Post ..... Mascot Coordinator

CHEERLEADERS

Teresa Shear ..... Dir. of Cheerleaders and Game Day Entertainment
Kelly Tilley ..... Director, Junior Cheerleaders
Shelly Trujillo ..... Assistant Director, Cheerleaders

OPERATIONS

John Karpan ..... Operations Manager
Greg Johnson ..... Maintenance Coordinator
Adam Newman ..... Team Logistics Manager
Bryan Snyder ..... Team Nutritionist

TURF OPERATIONS

Troy Smith ..... Turf Manager
Kyle Bauman ..... Assistant Turf Manager
Cole Dudley ..... Assistant Turf Manager

TICKET OPERATIONS

Kirk Dyer ..... Exec. Dir. of Ticket Operations and Admin.
Katie Delay ..... Director of Ticket Operations
Clark Wray ..... Ticket Operations and Database Manager
Patti Barban ..... ADA Manager
Chris Faulkner ..... Manager of Club Seat Sales and Service
Craig Walsh ..... Manager of Suite Sales
Jennifer Storm ..... Suite Services Coordinator
Dave Stutman ..... Senior Premium Seating Executive
Geoff Sanders ..... Senior Premium Seating Executive
Ben Racine ..... Premium Seating Executive
Alicia Hawks ..... Premium Seating Executive
Melissa Durian ..... Client Retention Executive
Stacie Quinton ..... Assistant Ticket Manager
Tiffany Mastroianni ..... Ticket Office Assistant

STADIUM MANAGEMENT COMPANY

Andy Gorchov ..... General Manager
Pat Jordan ..... Director of Broadcasting
Ross Kurcab ..... Turf Manager
Rick Seifert ..... Communications Manager
Scott Bliek ..... Manager of Event Services and Security
Howard Brown ..... Facility Operations Manager
Jon Applegate ..... Event Operations Manager
Matt Shine ..... Stadium Operations and Parking Manager
Anna Marie Martinez ..... Special Events Manager
Kendra Van Ness ..... Special Events Coordinator
Nick Young ..... Creative Services Manager
Lorraine Spargo ..... Director of Special Projects
Pat Tetrick ..... Guest Relations Coordinator
Jared Devine ..... Security Coordinator
Cody Freeman ..... Assistant Turf Manager
Brett Seibel ..... Assistant Operations Manager
Amy Crawford ..... Operations Coordinator
Patrick Bowlen III ..... Event Operations
Ryan Kehn ..... Senior Media Designer/Associate Producer
Jeremy Wecker ..... Audio Visual Services Coordinator
Chris Hoag ..... Lead Electrician
Steve Eggers ..... Carpenter
James Montoya ..... Maintenance
Mike Gray ..... Electrician
Chad Henderson ..... Assistant Chief Engineer
Terrance "Jamie" Perkins ..... Lead Plumber
Curt Norton ..... Plumber
Chris Hathaway ..... Turf Technician
Ryan Nienhueser ..... Scheduling and Staffing Administrator
Eileen Martinez ..... 24-Hour Security Shift Supervisor
Henry Finch ..... Security Shift Supervisor
Keith Dietz ..... Security Shift Supervisor
Fran Williams ..... SMC Receptionist
Gail Dodson ..... SMC Receptionist

Index to Biographies

EXECUTIVES
Bowlen, Pat 10
Ellis, Joe 42
Elway, John 14
Fox, John 16
Xanders, Brian 15

COACHES
Allen, Dennis 19
Baron, Clancy 22
Burns, Keith 24
Callahan, Brian 25
Gase, Adam 26
Garnes, Sam 27
Lovett, Justin 27
Magazu, Dave 28
McCoy, Mike 20
Milus, Ron 29
Nunnely, Wayne 30
Rodgers, Jay 31
Rodgers, Jeff 21
Saporta, Greg 32
Smith, Richard 33
Studesville, Eric 34
Tolbert, Tyke 35
Tuten, Rich 36

FOOTBALL OPERATIONS
Armatas, Phil 41
Armstrong, Eugene 29
Bluem, Mike 37
Bratten, Dave 39
DiStefano, Scott 39
Green, Cornell 40
Kelly, Anthony 38
Kidd, Keith 36
McGill, Lenny 38
Peters, Adam 39
Russell, Matt 37
Schiralli, Nick 40
Ziegler, Dave 41
Zobeck, Meghan 41

PLAYERS
Anderson, David 56
Ayers, Robert 58
Bailey, Champ 60
Ball, Lance 67
Beadles, Zane 69
Beal, Jeremy 200
Bing, Brandon 201
Brown, Ronnell 202
Bruton, David 70
Bunkley, Brodrick 71
Byers, Jeff 74
Carter, Quinton 196
Clark, Chris 77
Colquitt, Britton 78
Daniels, Stanley 81
Davis, Britt 82
Dawkins, Brian 83
Decker, Eric 91
Dell, Mark 202
Domino, Derek 202
Dumervil, Elvis 92
Fannin, Mario 202
Fells, Daniel 96
Franklin, Orlando 194
Goodman, André 98
Goodwin, D'Andre 203
Grant, Adam 203
Green, Virgil 199
Gronkowski, Dan 102
Haggan, Mario 103
Hamler, Jamel 203
Harris, Chris 203
Harvey, Derrick 106
Hauschka, Steven 108
Hochstein, Russ 110
Hunter, Jason 111
Irving, Nate 195
Jarmon, Jeremy 114
Johnson, Jeremiah 115
Jones, A.J. 203
Jones, Nate 116
Kelley, Braxton 119
Kuper, Chris 120
Larsen, Spencer 121
Leonard, Louis 123
Lloyd, Brandon 125
Mayo, Deron 204
Mays, Joe 129
McBath, Darcel 131
McBean, Ryan 132
McCarthy, Kyle 134
McGahee, Willis 135
Miller, Von 192
Minor, Brandon 201
Mohamed, Mike 198
Moore, Rahim 193
Moreno, Knowshon 139
Murphy, Shawn 141
Olsen, Eric 142
Orton, Kyle 143
Paxton, Lonie 147
Porter, Curt 204
Prater, Matt 149
Quinn, Brady 152
Quinn, Richard 154
Ramirez, Manny 155
Riley, Eron 201
Robinson, Lee 156
Rosario, Dante 157
Royal, Eddie 159
Sylvester, Austin 204
Taylor, Herb 162
Tebow, Tim 163
Thomas, Demaryius 165
Thomas, Julius 197
Thomas, Marcus 167
Thompson, Syd'Quan 169
Unrein, Mitch 201
Vaughn, Cassius 170
Veikune, David 171
Vickerson, Kevin 173
Walton, J.D. 175
Warren, Ty 176
Weber, Adam 204
White, LenDale 180
Williams, D.J. 183
Willis, Matthew 187
Woodyard, Wesley 189

The Paul D. Bowlen Memorial Broncos Centre

On March 5, 1990, the Denver Broncos moved into the Paul D. Bowlen Memorial Broncos Centre, the state-of-the-art headquarters for the National Football League team. The complex is named for the Broncos owner's late father and is the culmination of Pat Bowlen's desire to maximize a positive working environment for his football team, which captured back-to-back World Championships with victories in Super Bowls XXXII and XXXIII.

During the offseasons leading up to the 2004 and 2005 campaigns, the Broncos made significant upgrades to the facility to make it one of the elite training centers in all of professional sports.

The Broncos spent much of the 2005 offseason completely renovating and redesigning their locker room while adding several state-of-the-art features to the spacious area. The club installed brand new maple-wood lockers that are 8.5 feet tall and 3 feet wide. All locker stalls include power and data outlets that provide high-speed Internet access. Additionally, the general layout of the locker room was enhanced to bring offensive and defensive players closer together while at the same time efficiently utilizing the size of the area.

This improvement in 2005 came one year after the club invested $4 million to the facility in an expansion project that significantly upgraded several areas of the complex. That construction project included:

- The Broncos Conditioning Center, which houses the team's weight room and an indoor conditioning area along with a new home for the field-maintenance departments. The weight room is nearly three times the size of the previous one at approximately 9,000 square feet, which gives the Broncos one of the most comfortable strength-and-conditioning environments in professional sports. The indoor conditioning area—covered with FieldTurf™, which the team also uses on one of its three outdoor practice fields—spans approximately 18,000 square feet.
- A training room that increased in size with additional hot and cold tubs for players' use.
- An eating lounge that seats approximately 120, allowing the team to conveniently handle the food-service needs of players, coaches and staff during training camp and throughout the year. The lounge is part of the existing building, taking over the space previously occupied by the weight room.

The Broncos' facility—situated on 13.5 acres in the rapidly expanding Dove Valley Business Park in south Arapahoe County—also includes an administrative building and three full-size practice fields to go along with the Conditioning Center.

The Bowlen Memorial Broncos Centre is a two-story building totaling 90,000 square feet, well over three times the size of the team's previous facility. The ground floor houses the main entry, visitor's area, trophy display area and media room in addition to the football-related facilities, which encompass the locker room, meeting rooms, training area, equipment room and video department.

It is on the second level, which is accessible through two stairways adjacent to the lobby area, that most of the administrative offices are located. These include the offices for Pat Bowlen, Joe Ellis, John Elway, Brian Xanders and John Fox as well as those of all assistant coaches and football operations personnel. The second floor is divided into one wing for administrative offices and another for coaches and player personnel. The Broncos' extensive computer operation also is located on the second floor. The Bowlen Memorial Broncos Centre also includes a separate building that houses two racquetball courts for training and leisure use by players and staff members as well as a team store.

There is ample practice space available for use by the Broncos on the three outdoor fields—two with natural grass surfaces and one with FieldTurf™, completed in June 2003. FieldTurf™ is a synthetic blade surface with a rubber and sand infill. One of the two grass fields has a unique design system that includes underground wiring to prevent the turf from freezing and thus allows the Broncos to practice year-round on unfrozen natural grass.

THE PAUL D. BOWLEN MEMORIAL BRONCOS CENTRE

BRONCOS CONDITIONING CENTER

Completed in the spring of 2004, the Broncos' state-of-the-art conditioning center is adjacent to the Paul D. Bowlen Memorial Broncos Centre. The weight room is approximately 9,000 square feet, nearly three times the size of the previous one, and affords the football team and its strength-and-conditioning staff one of the finest training facilities in all of professional sports.

PRACTICE FIELDS

On site are two, full-size natural grass practice fields as well as both indoor and outdoor FieldTurf™ fields that the Broncos utilize during training camp and throughout the season. The indoor field, located within the Broncos Conditioning Center, spans approximately 18,000 square feet.

THE PAUL D. BOWLEN MEMORIAL BRONCOS CENTRE

BRONCOS LOCKER ROOM

The Broncos spent much of the 2005 offseason redesigning and upgrading their locker room. The club installed brand new maple-wood lockers that are 8.5 feet tall, 3 feet wide and 4 x 2 inches deep, and all feature power and data outlets that provide high-speed Internet access. The general layout was enhanced to bring offensive and defensive players closer together while at the same time taking advantage of the size of the area.

TEAM MEETING ROOM



With a capacity that can accommodate the entire team and football operations staff, the Broncos' team meeting room is equipped with the latest multimedia technology to enhance film sessions, meetings and other organizational functions. The room, which spans 2,200 square feet, also serves as the location for large press conferences and the NFL Draft Media Center.

Pat Bowlen

Owner and CEO

Pat Bowlen enters his 28th year as Owner and Chief Executive Officer of the Denver Broncos in 2011, and his tenure of ownership is indelibly stamped as one of the most successful periods for any team in National Football League history.

Still the only two-decade owner of a major league sports team in Colorado history, Mr. Bowlen presides over a franchise that is one of the crown jewels among NFL clubs. By any definition, the Broncos are at the pinnacle of professional sports franchises.

The Denver Broncos are the soul of the city, Mr. Bowlen serves as the owner and steward of this sterling franchise, and the legend of both team and owner are marked by achievement and success at every level. Whether judged by the measure of wins and championships, attendance, national television exposure, or by his and the Broncos' reputation locally and throughout the NFL, there are few parallels in the world of professional sports.

The Denver Broncos have grown from being Denver's first major league franchise in 1960 to Colorado's state religion, and Mr. Bowlen wants to continue that fervor for the coming season. His focus for 2011 is to have the Broncos return to the postseason contention to which both franchise and fans have become accustomed.

The Broncos' CEO has fashioned a powerful reputation among his peers as a bold, dynamic leader who is single-minded in his pursuit of excellence, whether representing the Broncos, the city of Denver, the state of Colorado or the National Football League.

His status and reputation as an owner were recognized within the state on April 10, 2007, when Mr. Bowlen was inducted into the Colorado Sports Hall of Fame.

Denver has averaged 10 wins per season in Mr. Bowlen's 27 years of ownership with the club's 270 total victories ranking second in the AFC and third in the league. The Broncos' five Super Bowl appearances, including back-to-back Super Bowl wins during the 1997-98 seasons, under Mr. Bowlen represent the second-highest total in the NFL.

In addition, Denver's 262 national television appearances under Mr. Bowlen are the most in the league. That total includes a league-high 154 prime-time games as well as 108 appearances as part of network doubleheaders.

For many years, Mr. Bowlen's reputation as an outstanding owner has been well known nationally. In 1987, he finished second in The Sporting News Executive of the Year balloting. In December 2000, ESPN conducted a fan poll asking which NFL owner would be the best for which to play. Mr. Bowlen finished first among all NFL owners with 44.7 percent of the more than 60,000 votes cast. Mr. Bowlen has been well respected for many years by fans, players, coaches, his peers and NFL executives.

Mr. Bowlen presides over a franchise that by any standard has been one of the NFL's most successful in his more than two decades of club ownership (1984-2011).

Pat Bowlen was introduced as the majority owner of the Denver Broncos on March 23, 1984, and that announcement triggered a new era in franchise history. Mr. Bowlen and the Bowlen family acquired 100 percent ownership of the Broncos in July 1985, and currently his brother John Bowlen owns a minority interest in the Broncos.

Mr. Bowlen immediately put his own mark on the Broncos, establishing a solid administration and creating a positive atmosphere that was a major factor in the team's success both on and off the field.

Champions are built from the top, and Pat Bowlen is a model of leadership in the scope of his drive and commitment. "I want us to be number one in everything," Mr. Bowlen has often said in a recurring theme that marks his management style. Everyone knows that it is the owner who provides the financial backing that is integral to a championship team, but many fans are unaware that much of the heart, soul and drive of this championship organization comes directly from Pat Bowlen.

He has made all of his managerial moves with one goal in mind—to aggressively position the Denver Broncos for another run at a Super Bowl championship. No one sets higher standards for the Broncos than Pat Bowlen himself, whose goals have always been to have his franchise regard-

ed among the finest in pro sports with victory being the measuring stick for that success. Thus, the ultimate goal of this dynamic and energetic chief executive remains firmly set on repeating the World Championship seasons of 1997 and 1998.

Below is a summary of the Denver Broncos' success during Mr. Bowlen's ownership (1984-2011):

• The Denver Broncos won back-to-back World Championships in 1997 (Super Bowl XXXII vs. the Green Bay Packers, 31-24) and 1998 (Super Bowl XXXIII vs. the Atlanta Falcons, 34-19).

• Denver became the sixth NFL franchise to win back-to-back Super Bowls, joining Green Bay, Miami, Pittsburgh (twice), San Francisco and Dallas. The Broncos became the first AFC team to do it in two decades. New England has since become the seventh franchise to do so.

• When the Broncos won Super Bowl XXXII, they were the first AFC team to win in 14 years and just the second wild card team to win a Super Bowl under the NFL's present playoff system.

• The Broncos own AFC Championships under Pat Bowlen in 1986, 1987, 1989, 1997 and 1998.

• Denver was the only AFC franchise to make three Super Bowl appearances in the 1980s.

• Denver ranks third in the NFL in overall wins (270), second in regular-season wins (255), second in Super Bowl appearances (5), tied for third in conference championship game appearances (7) and tied for eighth in playoff appearances (13).

• The Broncos have dominated the AFC Western Division by posting more division titles (8), conference championship game appearances (7) and Super Bowl appearances (5) than any other club in the division.

• In addition to winning eight division titles, Mr. Bowlen's franchise has had regular-season win totals of 14, 13 (three times), 12 (twice), 11 (four times) and 10 (three times). Thirteen of the 14 best years in team history have come during Mr. Bowlen's ownership.

• The Broncos won an NFL-record seven postseason games in a two-year period (1997-1998).

• The Broncos had 33 wins over a two-year period (1997-1998), at that time the most in football history.

• The Broncos had an NFL-record 46 wins over a three-year period (1996-1998).

• The Broncos became the second team in modern NFL history to go undefeated during regular-season play at home for three consecutive seasons (1996-1998).

• His 1997-1998 teams performed the astonishing feat of going nearly an entire calendar year without a defeat (12/15/97-12/13/98), at that time a league-record 18 consecutive wins.

• In 1998, Denver won a franchise-record 17 games (14 in the regular season), including a 13-0 start that resulted in Denver going nearly an entire calendar year without a loss.

• The Broncos have the best home record (166-63 / .725) in pro football over the past 27 years.

• The Broncos have had just five losing seasons compared to their 16 winning seasons.

Pat Bowlen also has enjoyed tremendous off-the-field success as well.

• In Mr. Bowlen's 27 years of ownership, the Broncos have played 26 postseason games, all of which have been sold out.

• The Broncos have sold out every game during Mr. Bowlen's ownership for a streak of 229 consecutive games (regular season and postseason) that is the third-longest such streak in the league.

• Denver has led the NFL in attendance during Mr. Bowlen's 27-year period as owner. The Broncos have drawn nearly 19 million fans to their home games from 1984-2010, marking the highest total in the NFL.

• Mr. Bowlen ushered in a new era in Denver Broncos football history in 2001 when the state-of-the-art INVESCO Field at Mile High opened. Mr. Bowlen contributed more than $150 million to the construction of the new stadium.

• Mr. Bowlen has worked closely with the Broncos' personnel department in maintaining the club's roster in the era of free agency that has resulted in unprecedented player stability.

• In addition to his role with the Broncos, Mr. Bowlen was a key figure in securing the league's labor and TV contracts. He currently is co-chair of the powerful NFL Management Council Executive Committee and remains a member of the prestigious NFL Broadcasting Committee, which he formerly chaired. He also is on the NFL Compensation Committee, the NFL Network Committee, the Pro Football Hall of Fame Committee and Los Angeles Working Group Committee.

• In his role as Chair of the NFL Broadcast Committee, Mr. Bowlen was responsible for the negotiations on the NFL's $18 billion TV contract, the most lucrative single-sport contract in history.

• He was responsible for the Broncos' headquarters, the Paul D. Bowlen Memorial Centre, a 90,000 square foot modern office and training facility located on the team's 13.5 acre complex in

Dove Valley, Arapahoe County. The facility is named after Pat Bowlen's father, and the Broncos moved into the building on March 5, 1990. Over the past seven offseasons, an extensive remodeling and expansion plan was implemented, assuring that the team headquarters would remain at the top level of NFL training facilities.

Pat Bowlen was born in Praire du Chien, Wis., where he attended high school. He went on to the University of Oklahoma, earning degrees in both business (1965) and law (1968). After successful careers in oil, gas and real estate, he purchased the Denver Broncos in 1984.

He is chairman of the board of the Denver Broncos Charities Fund and in that capacity has donated more than $25 million to charitable organizations in the Denver area since the inception of that fund in 1993. Mr. Bowlen served as the Honorary Chairman of the Colorado Special Olympics for 19 years and was the organization's Outstanding Celebrity in 1993. Mr. Bowlen has served as the Honorary Chairman of the Stadium Stampede (formerly the Colorado Family Classic) to benefit St. Joseph's Hospital Foundation for 27 years, and this is his 17th year as Honorary Chairman of the Capuchin Friars Brown Robe Benefit fundraising dinner. He also is Honorary Chairman of the Cherish the Children Gala, chaired the 1989 Centennial Scholarship rally at the University of Northern Colorado in Greeley and was Co-Chairman of the Rose Medical Center Critical Care Campaign from 1986-89.

In addition, Mr. Bowlen is currently a member of the DU Athletic Affairs Committee. His previous DU memberships include the Institutional Advancement Committee, the Institutional Advancement/University Relations subcommittee and the Board of Trustees. He also was named to the Colorado Academy Board of Trustees in 1991. He has been a member of the American Ireland Fund Dinner Committee for the past 20 years and a Trustee for the Irish Community Center for nine years. He serves on the Board of Trustees of the Hawaii Maritime Center and was the 1992 honoree at the American Ireland Fund Dinner.

Mr. Bowlen is a member of several other clubs and societies, including the Alberta Bar Association and the Law Society of Alberta. He also was a member of the Young President's Organization.

Mr. Bowlen maintains an active lifestyle and exercises extensively as part of his daily regimen. He has competed in the Ironman Triathlon—an event in which one must swim 2.4 miles, ride 112 miles on a bicycle and run 26.2 miles, all consecutively—as well as in other triathlon races and several marathons.

The Bowlen Era

AFC West Team Comparison, 1984-2010

World Championships

Denver	**2**
Kansas City	0
Oakland	0
San Diego	0

Super Bowl Appearances

Denver	**5**
Oakland	1
San Diego	1
Kansas City	0

Conference Championship Appearances

Denver	**7**
Oakland	3
San Diego	2
Kansas City	1

Division Titles

Denver	**8**
San Diego	7
Oakland	5
Kansas City	5

Playoff Appearances

Denver	**13**
Kansas City	11
Oakland	8
San Diego	8

Winning Seasons

Denver	**16**
Kansas City	15
Oakland	9
San Diego	9



JOHN ELWAY

EXECUTIVE V.P. OF FOOTBALL OPERATIONS

John Elway, a dynamic leader with experience guiding organizations to World Championships as both a player and executive, enters his first season as Executive Vice President of Football Operations for the Denver Broncos. He was named to that position by Owner Pat Bowlen on Jan. 5, 2011.

Inducted into the Pro Football Hall of Fame following a magnificent 16-year playing career with the Broncos from 1983-98 that included five Super Bowl appearances and two championships, Elway is responsible for overseeing all football operations initiatives for the Broncos. He directs all aspects of the team's player acquisition process, including college scouting research related to the NFL Draft and pro personnel efforts related to free agency.

Bringing a competitive and experienced football acumen to Dove Valley, Elway holds final say on all football-related matters while reporting directly to Bowlen and President Joe Ellis.

Working closely with General Manager Brian Xanders, Elway led the Broncos' head coaching search in January 2011 that resulted in the hire of widely respected NFL veteran John Fox. He also oversaw the Broncos' preparations for the 2011 NFL Draft with the franchise making its highest selection in club history (No. 2 overall, LB Von Miller).

Elway, who spent the 2010 season working for the Broncos as a consultant on various initiatives, gained a substantial amount of football operations experience during eight years as co-owner and chief executive officer of the Arena Football League's Colorado Crush (2002-09). He ran the day-to-day operations of the Crush from its founding in June 2002, leading the club to an ArenaBowl championship just three years later.

Elway was heavily involved in the Crush's business operations, including marketing, promotions and sponsorships, with his efforts resulting in the club being recognized as a premier franchise on and off the field. He was named AFL Executive of the Year in 2003, a year in which the Crush won the Commissioner's Award presented annually to the most outstanding AFL franchise, and was honored as co-recipient of the 2005 Founders Award for his contributions to the AFL and its growth.

During his time with the Crush, Elway worked closely with Bowlen, who served as one-third owner of the franchise from its inception. He held various committee assignments, including working as co-chair of the AFL's competition committee and chairman of the league's executive committee beginning in 2007.

After the Crush struggled through a 2-14 inaugural season, Elway turned the fortunes of the team around by hiring Mike Dailey as its new head coach. The Crush compiled a 46-34 (.575) mark under Dailey from 2004-08, including a 6-3 record in the postseason, and captured two Central Division titles (2005-06) during his tenure.

The pinnacle of Elway's time with the Crush came in 2005 when the club won ArenaBowl XIX in just its third year of existence by defeating the Georgia Force 51-48 in the championship game.

The starting quarterback for the Broncos in an NFL-record five Super Bowls, Elway capped off his tenure as a player for the organization in 1998 by winning Most Valuable Player honors in Super Bowl XXXIII after leading the Broncos to their second consecutive World Championship. He retired as the all-time winningest starting quarterback in NFL history with a career mark of 148-82-1 (.643) while totaling a team-record 51,475 passing yards (4th in NFL history) and 300 touchdown passes (5th in NFL history).

Always driven by pressure, Elway directed the Broncos on a league-record 47 fourth-quarter or overtime, game-winning or game-saving drives in his legendary career that included a franchise-record nine Pro Bowl selections and 1987 NFL MVP honors.

He graduated from Stanford University with a bachelor's degree in economics while concluding his collegiate playing career as a Cardinal with five major NCAA Division I-A records and nine major Pacific-10 Conference marks. As a senior, Elway was a consensus All-American and finished second in the Heisman Trophy balloting in addition to setting virtually every Pac-10 and Stanford career passing record en route to being the No. 1 overall selection in the 1983 NFL Draft.

Elway's late father, Jack, retired from the Broncos in 2000 after seven years with the club, including the last five as the team's director of pro scouting. Born June 28, 1960, John is married (Paige) and has four children: daughters Jessica Gwen (25), Jordan Marie (23) and Juliana (19), and son Jack (21).

BRIAN XANDERS

GENERAL MANAGER

Brian Xanders, 40, enters his 18th NFL season and third year as general manager of the Denver Broncos. He joined the club as assistant general manager on May 5, 2008, and was named the 13th general manager in Broncos history on Feb. 12, 2009.

Xanders works closely with Executive Vice President of Football Operations John Elway in leading all initiatives in evaluating player talent for the Broncos. This includes directing the club's college scouting department through the NFL Draft and the pro personnel department with offseason acquisitions.

With the assistance of the player personnel department, Xanders has strived to assemble a roster full of tough, smart and versatile players during his time as the Broncos' general manager. Denver has selected an NFL-leading 14 players during the first three rounds of the last three NFL Drafts (Knowshon Moreno, Robert Ayers, Alphonso Smith, Darcel McBath, Richard Quinn, Demaryius Thomas, Tim Tebow, Zane Beadles, J.D. Walton, Eric Decker, Von Miller, Rahim Moore, Orlando Franklin and Nate Irving).

He owns a diverse foundation of NFL experience gained during his three seasons with the Broncos and 14 years with the Atlanta Falcons in a variety of coaching, player personnel and football operations positions. Since 1994, he has worked with experienced head coaches, including Dan Reeves, Wade Phillips, Jim Mora, Mike Smith, Mike Shanahan and John Fox. He also trained under several different player personnel executives such as Ron Hill, Bobby Beathard, Rich McKay, Tim Ruskell, Billy Devaney and Thomas Dimitroff.

Xanders currently serves on three NFL committees. The College Advisory Committee evaluates college underclassmen that may enter the NFL Draft early. The Combine Selection Committee selects with nine other teams the 300+ players that get invited to the annual combine. The NFL Stats Committee evaluates future initiatives and ventures into innovative football content for fan distribution.

He was a member of the Falcons' defensive coaching staff on their 1998 team that became the first in franchise history to earn a Super Bowl berth (XXXIII). Selected by the Falcons to attend Stanford University's NFL Program for Managers in 2005, he has given speeches at several universities on NFL player personnel issues.

A former middle linebacker who played for Bobby Bowden at Florida State University from 1989-92, Xanders was a member of four bowl-winning teams with the Seminoles that had a 42-7 combined record. He was an All-Atlantic Coast Conference Academic Team selection and graduated from FSU with a master's degree in business administration and a bachelor's degree in business management.

Xanders was born on April 10, 1971, in East Stroudsburg, Pennsylvania. He and his wife, Amy, reside in Parker, Colorado with their two children, Reid (8) and Mary Claire (5).

BRONCOS ALL-TIME TOP PERSONNEL EXECUTIVES

Brian Xanders, who was named general manager of the Denver Broncos on Feb. 12, 2009, is the club's 13th top personnel executive since the franchise's first year in 1960.

Executive	Title	Years
Dean Griffing	General Manager	1960-61
Jack Faulkner	General Manager/Head Coach	1962-64
Fred Gehrke	Director of Player Personnel	1965-66
Lou Saban	General Manager/Head Coach	1967-71
John Ralston	General Manager/Head Coach	1972-76
Fred Gehrke	Vice President—General Manager	1977-80
Grady Alderman	General Manager	1981-82
Hein Poulus	Vice President—General Manager	1983
John Beake	General Manager	1984-98
Neal Dahlen	General Manager	1999-2001
Ted Sundquist	General Manager	2002-07
Jim Goodman	V.P. of Football Ops./Player Personnel	2008
Brian Xanders	**General Manager**	**2009-Pres.**

JOHN FOX

HEAD COACH

John Fox, one of the NFL's most experienced and respected head coaches, was named the 14th head coach in Denver Broncos history on Jan. 13, 2011. Fox, who has experience on multiple Super Bowl teams and has totaled the third-most wins (78) among all NFL head coaches since 2002, joined the Broncos after spending the previous nine seasons (2002-10) as the head coach of the Carolina Panthers.

In 22 NFL seasons, Fox has appeared in two Super Bowls and three conference championship games as a head coach or defensive coordinator. He has coached 21 players to a total of 45 Pro Bowl selections, including Pro Football Hall of Fame cornerback Rod Woodson and perennial All-Pros such as defensive ends Julius Peppers and Michael Strahan.

A proven leader who consistently produces stout defenses and thrives off a productive running game, Fox compiled a 73-71 (.507) regular-season record with the Panthers during his nine years as head coach. He led Carolina to three 11-win campaigns, two NFC South Division titles and three playoff appearances.

Carolina went 5-3 in the postseason under Fox, appearing in two NFC Championship Games and one Super Bowl (XXXVIII during the 2003 season). His four postseason road victories rank third in NFL history behind Pro Football Hall of Fame coaches Tom Landry (7, Dallas) and Joe Gibbs (5, Washington).

Fox's defenses have ranked among the top eight in the league during five of his nine seasons in Carolina while registering an NFC-high 299 takeaways (3rd in NFL). He was instrumental in improving the Panthers' defense from a last-place ranking in 2001 to No. 2 (290.4 ypg.) in his initial campaign a year later as the only defensive unit since the 1970 NFL merger to accomplish that feat.

Carolina's defensive upgrade was central to Fox's transformation of the 1-15 team he inherited following the 2001 season to the 7-9 squad he guided in 2002. That improvement marked the third-best first-year coaching turnaround in NFL history (Bobby Ross, 1992; Jim Haslett, 2000).

His 2003 team finished 11-5 and captured the NFC South crown en route to Super Bowl XXXVIII, where Carolina lost to New England 32-29. Fox joined Vince Lombardi and Bill Parcells as the only coaches in NFL history to inherit a one-win team and lead it to the postseason in just two years

Carolina's second NFC Championship Game appearance in a span of two years came in 2005 after the Panthers finished with the NFL's third-ranked defense (282.6 ypg.) and earned a road win against Atlanta in their season finale to qualify for the playoffs. Fox's team won two more road games in the postseason, shutting out New York, 23-0, and defeating Chicago, 29-21, before losing to the Seahawks in the conference championship game in Seattle.

As a head coach, Fox also guided teams with dynamic offensive identities as Carolina produced six individual 1,000-yard rushing seasons (DeAngelo Williams-2, Stephen Davis-1, Jonathan Stewart-1) and seven individual 1,000-yard receiving seasons (Steve Smith-4, Mushin Muhammad-3) during his nine seasons with the Panthers. Carolina consistently fielded one of the NFL's best rushing attacks under Fox, including a seven-year stretch from 2003-09 when they placed 10th in the league in rushing yards per game (122.9)

In addition, quarterback Jake Delhomme recorded four 3,000-yard passing seasons for Carolina, including three consecutive campaigns from 2003-05.

COACHING EXPERIENCE

23rd NFL Season (1st with Broncos)

Denver Broncos
Head Coach 2011

Carolina Panthers
Head Coach 2002-10

New York Giants
Defensive Coordinator 1997-2001

St. Louis Rams
Consultant 1996

Los Angeles/Oakland Raiders
Defensive Coordinator 1994-95

San Diego Chargers
Secondary 1992-93

Pittsburgh Steelers
Secondary 1989-91

University of Pittsburgh
Defensive Coordinator/Secondary 1986-88

Los Angeles Express (USFL)
Secondary 1985

Iowa State University
Secondary 1984

University of Kansas
Secondary 1983

University of Utah
Secondary 1982

Long Beach State
Secondary 1981

Boise State University
Secondary 1980

U.S. International University
Assistant Coach 1979

San Diego State University
Graduate Assistant 1978

The Panthers totaled a franchise-record 12 victories in 2008 behind the NFL's 10th-ranked offense (349.7 ypg.). Williams, who finished with a franchise-record 1,515 rushing yards and 18 rushing touchdowns en route to his first Pro Bowl selection that year, teamed with Stewart to lead a rushing attack that averaged 152.3 yards per game and 30 rushing touchdowns-only the fifth unit since the 1970 NFL merger to equal those totals.

In 2007, the Panthers became the first team in more than a decade to win at least one game with four different starting quarterbacks, finishing with a 7-9 record after losing starter Jake Delhomme in the third game with a season-ending elbow injury.

Fox guided 15 different Panthers players to a total of 28 Pro Bowl selections from 2002-10. Peppers, who was chosen by the Panthers with the No. 2 overall pick in the 2002 NFL Draft, earned Associated Press Rookie of the Year honors and was selected to five Pro Bowls (2004-06, '08-09) during his time in Carolina in addition to being named to the 2000s NFL All-Decade Team. Linebacker Jon Beason (2008-10), offensive tackle Jordan Gross (2008, '10), defensive tackle Kris Jenkins (2002-03, '06), center Ryan Kalil (2009-10) and Smith (2005-06, '08) were among the players who went to multiple Pro Bowls during Fox's time in Carolina.

Before his head coaching tenure with the Panthers, he spent five seasons as the defensive coordinator for the New York Giants from 1997-2001 and led a defense that consistently ranked among the league's most productive units. New York allowed the seventh-fewest points per game (18.7) in the NFL during that span while also finishing fourth in the league with a plus-25 turnover differential. The Giants totaled 230 sacks in five seasons under Fox, including Strahan's NFL-record 22.5 sacks in 2001.

Fox made an immediate impact upon his arrival in New York, coordinating a defense that led the NFL with a club-record 44 takeaways, including a league-high 27 interceptions. His initial Giants defense held opponents to 20 or fewer points in 12-of-16 games and allowed just 90.7 yards per contest on the ground.

The pinnacle of Fox's stretch with the Giants came in the 2000 season when the Giants advanced to Super Bowl XXXV by shutting out the Minnesota Vikings and the NFL's fifth-ranked offense in the NFC Championship Game by a score of 41-0. Another highlight came during the 1998 season when the Giants' defense helped the team win its last four games, including a 20-16 win over John Elway and the eventual Super Bowl-champion Denver Broncos, who entered the contest 13-0 and were held to a season-low point total.

Giants linebacker Jessie Armstead made all five of his career Pro Bowls during the five-year period Fox was the team's defensive coordinator while Strahan earned his first four Pro Bowl selections during that time.

Fox spent a season as a consultant for the St. Louis Rams in 1996 after two years as the Raiders' defensive coordinator (1994-95). His defenses with the Raiders finished in the top half of the league in both of his seasons on staff and were anchored by defensive tackle Chester McGlockton and cornerback Terry McDaniel, each of whom earned Pro Bowl honors in both years under Fox.

As a secondary coach for the Chargers from 1992-93 under Bobby Ross, Fox helped San Diego rank second in the NFL with 47 interceptions in his two seasons, mentoring players such as safe-

PRO BOWL PLAYERS COACHED BY FOX

PLAYER	POSITION	PRO BOWLS	YEARS
Jesse Armstead	Linebacker	5	1997-2001
Jon Beason	Linebacker	3	2008-10
Stephen Davis	Running Back	1	2003
Jake Delhomme	Quarterback	1	2005
Gill Byrd	Cornerback	1	1992
Mark Fields	Linebacker	1	2004
Jordan Gross	Offensive Tackle	2	2008, '10
Kris Jenkins	Defensive Tackle	3	2002-03, '06
Ryan Kalil	Center	2	2009-10
Terry McDaniel	Cornerback	2	1994-95
Chester McGlockton	Defensive Tackle	2	1994-95
Dan Morgan	Linebacker	1	2004
Mushin Muhammad	Wide Receiver	1	2004
Julius Peppers	Defensive End	5	2004-06, '08-09
Mike Rucker	Defensive End	1	2003
Todd Sauerbrun	Punter	2	2002-03
Steve Smith	Wide Receiver	3	2005-06, '08
Michael Strahan	Defensive End	4	1997-99, 2000
Mark Wahle	Offensive Guard	1	2005
DeAngelo Williams	Running Back	1	2009
Rod Woodson	Cornerback	3	1989-91
TOTALS	**21 PLAYERS / 10 POSITIONS**	**45**	

ty Darren Carrington and Pro Bowl cornerback Gill Byrd. He was part of the Chargers' turnaround from a 4-12 record and a last-place finish in the AFC West the season before he arrived to an 11-5 mark and a division title in 1992.

His began his NFL career in 1989 in Pittsburgh, where he coached the secondary during Pro Football Hall of Fame Head Coach Chuck Noll's final three seasons with the Steelers from 1989-91.In that capacity, he instructed Woodson, who in 1991 earned the first of his 10 Pro Bowl selections as a defensive back en route to earning induction into the Pro Football Hall of Fame.

Fox's coaching career began in 1978 as a graduate assistant at his alma mater, San Diego State University, after playing two seasons as a defensive back for the Aztecs. Teammates with former NFL Head Coach Herm Edwards, he graduated from SDSU with a bachelor's degree in physical education and a secondary education teaching credential.

He worked his way through the college ranks, making a succession of moves beginning at U.S. International University (San Diego) in 1979 coaching defensive backs under Pro Football Hall of Famer Sid Gillman. Fox also had stints at Boise State (1980), Long Beach State (1981), Utah (1982), Kansas (1983) and Iowa State (1984) before his first venture into professional football for the USFL's Los Angeles Express in 1985.

Serving as defensive coordinator and secondary coach for the University of Pittsburgh from 1986-88, he orchestrated a pass defense that ranked in the top-10 nationally in each of his three seasons before moving on to his first NFL job with the Steelers.

JOHN FOX YEAR-BY-YEAR

Year	Position	Team/School	Reg. Season Record	Postseason (record)
1978	Graduate Assistant	San Diego State University	4-7	
1979	Defensive Backs	U.S. International University	8-3	
1980	Secondary	Boise State University	10-3	Div. I-AA Natl. Champ. (1-0)
1981	Secondary	Long Beach State University	2-8	
1982	Secondary	University of Utah	5-6	
1983	Secondary	University of Kansas	4-6-1	
1984	Secondary	Iowa State University	2-7-2	
1985	Secondary	Los Angeles Express (USFL)	3-15	
1986	Defensive Coord./Secondary	University of Pittsburgh	5-5-1	
1987	Defensive Coord./Secondary	University of Pittsburgh	8-4	Bluebonnet Bowl (0-1)
1988	Defensive Coord./Secondary	University of Pittsburgh	6-5	
1989	Secondary	Pittsburgh Steelers	9-7	Playoffs (1-1)
1990	Secondary	Pittsburgh Steelers	9-7	
1991	Secondary	Pittsburgh Steelers	7-9	
1992	Secondary	San Diego Chargers	11-5	Playoffs (1-1)
1993	Secondary	San Diego Chargers	8-8	
1994	Defensive Coordinator	Los Angeles Raiders	9-7	
1995	Defensive Coordinator	Oakland Raiders	8-8	
1996	Consultant	St. Louis Rams	6-10	
1997	Defensive Coordinator	New York Giants	10-5-1	Playoffs (0-1)
1998	Defensive Coordinator	New York Giants	8-8	
1999	Defensive Coordinator	New York Giants	7-9	
2000	Defensive Coordinator	New York Giants	12-4	Super Bowl XXXV (2-1)
2001	Defensive Coordinator	New York Giants	7-9	
2002	Head Coach	Carolina Panthers	7-9	
2003	Head Coach	Carolina Panthers	11-5	Super Bowl XXXVIII (3-1)
2004	Head Coach	Carolina Panthers	7-9	
2005	Head Coach	Carolina Panthers	11-5	NFC Champ. Game (2-1)
2006	Head Coach	Carolina Panthers	8-8	
2007	Head Coach	Carolina Panthers	7-9	
2008	Head Coach	Carolina Panthers	12-4	Playoffs (0-1)
2009	Head Coach	Carolina Panthers	8-8	
2010	Head Coach	Carolina Panthers	2-14	

Breakdown of John Fox's record coaching football:	W	L	T	Pct.
Regular season record as an NFL head coach	73	71	0	.506
Postseason record as an NFL head coach	5	3	--	.625
Overall record as an NFL head coach	78	74	0	.513
Regular season record as an NFL assistant coach	105	86	1	.549
Postseason record as an NFL assistant coach	4	4	--	.500
Overall record as an NFL assistant coach	109	90	1	.548
Overall record as an NFL coach	187	164	1	.533
Regular season record as a collegiate assistant coach	54	54	4	.500
Postseason record as a collegiate assistant coach	1	1	--	.500
Overall record as a collegiate assistant coach	55	55	4	.500
Overall record coaching football	**245**	**234**	**5**	**.511**

A native of Virginia Beach, Va., Fox spent his teen years in the San Diego area and attended Castle Park High School in Chula Vista, Calif. He played defensive back at Southwestern Junior College in Chula Vista (1974-75) before transferring to San Diego State to finish his collegiate career.

The son of Ron Fox, who was a U.S. Navy SEAL, John and his wife, Robin, have three sons: Matthew, Mark and Cody, and a daughter, Halle.

COORDINATORS/ASSISTANT COACHES

DENNIS ALLEN

DEFENSIVE COORDINATOR

Dennis Allen is in his first year as defensive coordinator with the Denver Broncos after being named to that position on Jan. 24, 2011.

A fresh and innovative defensive mind, Allen, 38, has nine years of NFL coaching experience despite being the NFL's second-youngest defensive coordinator at the time of his hiring.

He spent five seasons with New Orleans, instructing the team's secondary from 2008-10 and serving as assistant defensive line coach from 2006-07.

Under his tutelage, the Saints' secondary helped the team rank fourth in the NFL in 2010, allowing just 193.9 net passing yards per game while giving up a league-low 13 touchdown passes.

New Orleans' defensive backfield was a strength of the 2009 team that captured the city's first-ever Super Bowl Championship (XLIV). The secondary, which accounted for 22 interceptions on the season, including an NFL-high six picks returned for touchdowns, sealed the Saints' 31-17 win over the Colts with a 74-yard interception returned for a score by cornerback Tracy Porter late in the fourth quarter.

Safety Darren Sharper, who tied for the NFL lead with nine interceptions during the 2009 regular-season, joined safety Roman Harper in becoming the first pair of defensive backs in franchise history to make the Pro Bowl in the same season.

In his first year coaching the secondary for the Saints, Allen helped the unit overcome season-ending injuries to both starting cornerbacks and contributed to a defense that held five opponents under 200 yards passing.

While coaching New Orleans' defensive line from 2006-07, he helped direct a front that combined for 48.5 sacks, 10 forced fumbles and 10 fumble recoveries during that stretch. Defensive end Will Smith was selected to the Pro Bowl in 2006 after registering 10.5 sacks and forcing three fumbles.

Allen joined the Saints after four seasons with Atlanta as a defensive quality control assistant. His first two years with the Falcons were spent working primarily with the club's secondary, helping the 2002 unit improve from a No. 30 ranking against the pass the previous season to 16th, while tying for third in the NFL with 24 interceptions.

He assisted with the defensive line in his last two seasons with Atlanta, tutoring Pro Bowl defensive linemen Patrick Kearney (2004) and Rod Coleman (2005). In 2004, the defensive front helped the Falcons total 48 sacks to lead the NFL.

His coaching career began in 1996 as a graduate assistant at Texas A&M University after his playing career as a safety and four-year letterman for the Aggies. He spent four seasons assisting his alma mater's defensive backs before accepting a position to coach the secondary at the University of Tulsa from 2000-01.

After signing with Buffalo as an undrafted college free agent in 1996, he competed in the Bills' training camp before being released. He is the son of former Atlanta linebacker, Grady Allen, who played with the Falcons from 1968-72.

Allen and his wife, Alisson, have a son, Garrison, and a daughter, Layla. He was born on Sept. 22, 1972, in Atlanta.

COACHING EXPERIENCE

10th NFL Season (1st with Broncos)

Denver Broncos
Defensive Coordinator 2011

New Orleans Saints
Secondary 2008-10
Assistant Defensive Line 2006-07

Atlanta Falcons
Defensive Assistant/Quality Control 2002-05

University of Tulsa
Secondary 2000-01

Texas A&M University
Graduate Assistant 1996-99

Mike McCoy

Offensive Coordinator

Mike McCoy enters his third season as the Broncos' offensive coordinator after being hired by the club on Jan. 20, 2009.

A former quarterback who competed in Denver's 1995 training camp as a rookie college free agent, McCoy spent nine years (2000-08) coaching with the Carolina Panthers, including seven seasons under John Fox, before joining the Broncos.

McCoy, who also coached the Broncos' quarterbacks in 2009 in addition to his offensive coordinator responsibilities, worked in a variety of offensive capacities with the Panthers after beginning his coaching career with the club in 2000. He had stints as Carolina's passing game coordinator (2007-08), quarterbacks coach (2002-08) and wide receivers coach (2001) while also handling offensive assistant duties (2000, '02) with the team.

COACHING EXPERIENCE

12h NFL Season (3rd with Broncos)

Denver Broncos

Offensive Coordinator	2010-11
Offensive Coordinator/Quarterbacks	2009

Carolina Panthers

Passing Game Coord./Quarterbacks	2007-08
Quarterbacks	2003-06
Quarterbacks/Offensive Assistant	2002
Wide Receivers	2001
Offensive Assistant	2000

During his NFL coaching career, McCoy has overseen six individual 3,000-yard passing seasons from his work with Panthers quarterback Jake Delhomme (4) and Broncos quarterback Kyle Orton (2). He also has been involved with the coaching of four Pro Bowl selections, helping Delhomme (2005) along with Broncos tackle Ryan Clady (2009) and wide receivers Brandon Marshall (2009) and Brandon Lloyd (2010) earn NFL All-Star honors.

In 2010, McCoy oversaw the NFL's seventh-ranked passing offense, as Orton ranked fourth in the league with 281 passing yards per game. He also helped tutor quarterback Tim Tebow, who opened Denver's last three regular-season contests and registered the highest quarterback rating (82.1) of the eight rookie starting signal-callers in the league. Under McCoy's guidance, Lloyd led the NFL in receiving yards (1,448) and earned his first Pro Bowl selection, while becoming just the fourth wide receiver in team history to receive Associated Press All-Pro honors (second team).

Running back Knowshon Moreno evolved into an every-down player in 2010 and totaled 1,151 yards from scrimmage (779 rushing, 372 receiving) to become just the fourth player in team history to reach 1,000 yards from scrimmage in each of his first two NFL seasons.

In his first year as Denver's offensive coordinator/quarterbacks coach in 2009, McCoy helped Orton reach career highs in every passing category while tying for fifth in the NFL and matching a club record with 10 90.0+passer rating games. Clady's work at left tackle was recognized around the league with him earning the first Pro Bowl selection of his career and becoming only the fifth tackle since the 1970 league merger to be named a first-team Associated Press All-Pro by his second NFL season.

McCoy's offense in 2009 featured another Pro Bowl pick in Marshall, who tied for third in the league with 101 receptions, including an NFL single-game record (21) in Week 14. Moreno also enjoyed a productive season, earning All-Rookie honors after becoming just the 14th player since the 1970 NFL merger to lead league rookies in rushing yards (947), yards from scrimmage (1,160) and total touchdowns (9).

The Panthers totaled three playoff appearances, two division titles, two NFC Championship Game appearances and a berth in Super Bowl XXXVIII (2003 season) during McCoy's nine years on staff from 2000-08. Carolina tied for the second-best record in the NFC (T-7th in NFL) from 2003-08, posting a 56-40 (.583) mark with McCoy seeing an increased role in coaching its offense in that six-year period.

McCoy worked closely with Delhomme during six of his nine years coaching with the Panthers, helping the quarterback to his first career Pro Bowl selection (2005) and four 3,000-yard passing seasons (2003-05, '08).

As passing game coordinator/quarterbacks coach with Carolina from 2007-08, McCoy's passing offense averaged the seventh-most yards per completion (11.7) in the NFL during that time. Delhomme averaged the fifth-most yards per pass attempt (7.8) in the NFL during McCoy's two seasons managing Carolina's passing attack while wide receiver Steve Smith enjoyed similar success, ranking seventh in the league in receiving yards (2,423) over that period.

In 2008, McCoy's instruction helped Delhomme rank fourth in the NFL in yards per pass attempt (7.9) and register his fourth career 3,000-yard passing effort (3,288). His passing offense featured a 1,421-yard receiving output from Smith that was the third best in the league and resulted in the wide

receiver earning a Pro Bowl berth. The Panthers' 12-4 regular-season record tied for the best mark by the club in franchise history and resulted in the team earning a first round playoff bye.

Injuries forced the Panthers to start four different quarterbacks (none for more than three games in a row) in 2007, but McCoy's group of passers answered the challenge. Carolina became the first NFL team in 10 years to win at least one game with four different starters at quarterback (Delhomme, David Carr, Matt Moore and Vinny Testaverde).

McCoy's instruction in 2007 prepared Moore, a rookie college free agent, to start the Panthers' final three games and post victories in two of those three contests.

From 2002-06, McCoy served as the Panthers' quarterbacks coach and also handled offensive assistant duties for the club during the first year of that period. His teaching helped Delhomme total 89 touchdown passes from 2003-06 that represented the fifth-highest total in the NFL.

In 2006, Delhomme registered a career-high 61.0 completion percentage with McCoy's instruction helping him post a 1.55 touchdown-to-interception ratio (17-11) that was the 10th best in the league. The Panthers had an 11-5 record and advanced to the NFC Championship Game in 2005, and McCoy's efforts with Delhomme helped the quarterback tie for fourth in the league with 24 touchdown passes and earn his first career Pro Bowl selection.

Delhomme enjoyed a career-year under McCoy in 2004, registering personal bests in passing yards (3,886) and touchdown passes (29) that both marked the second-best season totals in Panthers annals. Delhomme's 1.93 touchdown-to-interception ratio (29-15) also ranked fifth in the NFL for the season.

McCoy helped the Panthers to an NFC South title and their first-ever Super Bowl berth (XXXVIII) during the 2003 season. Delhomme, in his first year as an NFL starter, registered a league-high seven fourth-quarter comeback drives that season.

Carolina named McCoy its wide receivers coach in 2001, and he oversaw the development of Smith during his rookie campaign. Wide receivers Mushin Muhammad and Donald Hayes each recorded more than 50 catches and 500 receiving yards under McCoy's instruction that year.

McCoy's coaching career began with Carolina as its offensive assistant in 2000, and he was thrust into the quarterbacks coaching role four weeks into the season. He worked closely with veteran Steve Beuerlein, helping him total 3,730 passing yards that ranked seventh in the NFL.

A quarterback in college, McCoy spent his first two seasons playing for Long Beach State University from 1990-91 under legendary Head Coach George Allen before transferring to the University of Utah for his final two years. His collegiate career ended in dramatic fashion in 1994 when he threw a game-winning, 5-yard touchdown pass to wide receiver Kevin Dyson in the final minute to give Utah a 16-13 win against Arizona in the Freedom Bowl.

The Broncos signed McCoy as a college free agent in 1995, and he spent the regular season as a rookie on Green Bay's practice squad. He saw his first professional playing time with NFL Europe's Amsterdam Admirals in 1997 and spent one game on San Francisco's roster as its third quarterback that year. McCoy competed in training camp with Philadelphia in 1998 before concluding his playing career with the Canadian Football League's Calgary Stampeders in 1999.

McCoy was born on April 1, 1972, in San Francisco. He and his wife, Kellie, have one daughter (Olivia) and one son (Luke).

Jeff Rodgers

Special Teams Coordinator

Jeff Rodgers enters his first season as special teams coordinator for the Denver Broncos in 2011 after spending the previous two years coaching that unit under Broncos Head Coach John Fox in Carolina.

In addition to his two seasons with the Panthers, Rodgers, 33, has five years of NFL experience with San Francisco (2003-07) and three years working at the collegiate level.

After serving as special teams assistant in his first season with the Panthers, he was promoted to special teams coordinator in 2010 and helped the unit post improvements in nearly every statistical category from the previous season, including punt return average (9.6), kickoff return average (21.9) and opponent starting field position after kickoffs (25.0). Additionally, Carolina improved from a last-place ranking in the Dallas Morning News' 2009 special teams rankings to No. 23

in 2010, with the nine-spot improvement representing the eighth-largest jump in the NFL.

Under Rodgers' direction, Captain Munnerlyn posted the fourth-most punt return yards (605) in the NFC from 2009-10, while tying for third in the league with six punt returns of 20+ yards in 2010.

In between his tenure with the Panthers and 49ers, he spent one year as the special teams coordinator at Kansas State University in 2008, instructing one of the nation's top units. The Wildcats led the country with a school-record nine blocked kicks and finished first in kickoff coverage (opponent 21.9-yard line). Kansas State also scored six special teams touchdowns, as returner Brandon Banks and kicker Brooks Rossman each earned All-Big 12 Conference honors.

He coached five years with the 49ers from 2003-07, serving as the special teams quality control coach for two seasons before being promoted to assistant special teams coach in 2005. In Rodgers' first year with the 49ers, they led the NFL with five special teams takeaways. Long snapper Brian Jennings was named to the Pro Bowl in 2004, and during the 2005 season, kicker Joe Nedney converted 26-of-28 field-goal attempts (92.9 pct.), to set a team accuracy record. That year, San Francisco's kickoff coverage unit allowed the fewest kickoff return yards in the NFL (960).

In 2007, he helped Pro Bowl punter Andy Lee finish first in the NFC and second in the NFL with a 41.0 net punting average and set a league record with 42 punts inside the 20. San Francisco also ranked first in the league in kickoff coverage with its opponents' average starting field position at the 24.9-yard line.

He began his coaching career as a graduate assistant at the University of Arizona from 2001-02, where he worked with the secondary and linebackers.

Rodgers played linebacker at North Texas, where he earned his degree in business, specializing in entrepreneurship and strategic management. He attended Westlake High School in Austin, Texas and was born on Jan. 12, 1978, in St. Paul, Minn.

COACHING EXPERIENCE

8th NFL Season (1st with Broncos)

Denver Broncos

Special Teams Coordinator 2011

Carolina Panthers

Special Teams Coordinator 2010
Special Teams Assistant 2009

Kansas State University

Special Teams Coordinator 2008

San Francisco 49ers

Assistant Special 2005-07
Special Teams Quality Control 2003-04

University of Arizona

Graduate Assistant/Linebackers 2002
Graduate Assistant/Secondary 2001

CLANCY BARONE

TIGHT ENDS

Clancy Barone enters his third season with the Broncos, including his second stint as the club's tight ends coach, after tutoring the offensive line during the 2010 season.

Barone, who owns five years of experience as a tight ends coach, was hired by the Broncos on Jan. 23, 2009, after coaching tight ends for the San Diego Chargers (2007-08) and Atlanta Falcons (2005-06) in his previous two stops.

Now in his 25th season coaching, Barone spent his first 17 years working at the collegiate level before beginning his NFL coaching career with the Falcons in 2004 as their assistant offensive line coach.

During five seasons coaching tight ends in the NFL, Barone instructed a Pro Bowl selection in four consecutive years with San Diego's Antonio Gates (2007-08) and Atlanta's Alge Crumpler (2005-06) earning multiple Pro Bowl berths under his direction. Gates was named to the 2000s NFL All-Decade Team as voted on by the Pro Football Hall of Fame Selection Committee, while Crumpler finished in the top five among tight ends for *USA Today's* 2000s All-Decade Team.

Last season, he instructed Denver's offensive line, tutoring rookie offensive linemen J.D. Walton and Zane Beadles. Walton was one of five NFL rookie offensive linemen to start all 16 games in 2010, and Beadles became the first league rookie in eight seasons to start at least six games (eight at left guard and six at right tackle) at two of the three positions along the line (T, G, C), while earning All-Rookie honors from *The Sporting News*.

In his first year with the Broncos in 2009, Barone instructed a group of tight ends that included Daniel Graham, who further cemented his reputation as one of the NFL's best blockers at his position. Tony Scheffler also placed fourth among league tight ends in yards per reception (13.4).

Gates continued to be one of the league's most productive tight ends in two seasons with Barone as his position coach in San Diego from 2007-08, earning consecutive Pro Bowl appearances. Barone's instruction helped the Charger tie for first among NFL tight ends in touchdown catches (17), rank third in receiving yards (1,688) and tie for fourth in receptions (135) over that span.

During Barone's final year as San Diego's tight ends coach in 2008, Gates earned his fifth consecutive Pro Bowl selection after registering the second-most receiving touchdowns (8) in the NFL at his position group. He also placed sixth among league tight ends in receptions (60) and seventh in receiving yards (704).

Barone's first year coaching the Chargers' tight ends in 2007 saw Gates average a career-best 13.1 yards per reception that ranked second among league tight ends. He also picked up Pro Bowl accolades, finishing the year second among NFL tight ends in touchdown catches (9) while ranking fourth at the position in receptions (75) and receiving yards (984).

Crumpler benefited from Barone's guidance with the Falcons from 2005-06, appearing in the Pro Bowl during both of those seasons and totaling the third-most receiving yards (1,657) among NFL tight ends in that two-year period. He also tied for third in the league in touchdown catches (13) and ranked eighth in receptions (121) at his position in two years under Barone.

In addition, the blocking of Atlanta's tight ends with Barone on staff helped the club average an NFL-best 171.4 rushing yards per game from 2005-06 and lead the league in rushing during each of those two seasons.

Crumpler was named to his fourth consecutive Pro Bowl with Barone coaching Atlanta's tight ends in 2006 after leading NFC tight ends (2nd in NFL) with a career-high eight touchdown grabs and ranking fourth in the league at his position in receiving yards (780). His 877 receiving yards and 65 receptions working with Barone in 2005 represented Falcons single-season records for tight ends and resulted in a Pro Bowl selection.

In 2004, Barone began his NFL coaching career as an assistant offensive line coach with a Falcons team that advanced to the NFC Championship Game. Atlanta's offensive line helped the club lead the NFL and set franchise records in both yards per rush (5.1) and rushing yards per game (167.0)

Barone spent seven seasons as an offensive coordinator in college from 1997-2003, working in that capacity for Texas State University (2003), the University of Houston (2000-02) and the University of Wyoming (1997-99). He had additional responsibilities as assistant head coach for Texas State while also coaching the offensive lines for Houston and Wyoming.

Texas State's offense was one of the best in the nation under Barone's direction in 2003, ranking seventh in the country in yards per game (443.4) en route to setting numerous school offensive records. He was named Division I-A Offensive Line Coach of the Year by the National Offensive Line Coaches Association following his final year at Houston in 2002, a season in which Cougars running back Joffrey Reynolds ranked ninth in the nation in rushing (128.8 ypg. / 1,545 yds.).

During his three years at Wyoming from 1997-99, Barone's offensive line gave up a total of just 35 sacks.

An offensive lineman at the University of Nevada and Sacramento State University, Barone's coaching career began at American River College (Sacramento, Calif.), where he coached its offensive line from 1987-90. He spent two seasons coaching the offensive line at Sacramento State from 1991-92 before serving as assistant offensive line coach at Texas A&M University in 1993 and coaching Eastern Illinois University's offensive line from 1994-96.

Barone was a four-sport star at Red Bluff High School in Red Bluff, Calif., and was born on July 26, 1963, in San Andreas, Calif. He and his wife, Rosie, have three children: Gianna, Stefano and Isabella.

COACHING EXPERIENCE

8th NFL Season (3rd with Broncos)

Denver Broncos

Tight Ends 2011
Offensive Line 2010
Tight Ends 2009

San Diego Chargers

Tight Ends 2007-08

Atlanta Falcons

Tight Ends 2005-06
Assistant Offensive Line 2004

Texas State University

Assistant Head Coach/Off. Coordinator 2003

University of Houston

Offensive Coordinator/Offensive Line 2000-02

University of Wyoming

Offensive Coordinator/Offensive Line 1997-99

Eastern Illinois University

Offensive Line 1994-96

Texas A&M University

Assistant Offensive Line 1993

Sacramento State University

Offensive Line 1991-92

American River College (Calif.)

Offensive Line 1987-90

Keith Burns

Assistant Special Teams

COACHING EXPERIENCE

5th NFL Season (5th with Broncos)

Denver Broncos

Assistant Special Teams 2007-11

Following a 13-year playing career in which he became one of the most accomplished special teams players in the NFL, former linebacker Keith Burns begins his fifth season on the Denver Broncos' staff in 2011 as an assistant special teams coach. Burns played 11 seasons for the Broncos before joining the club's coaching staff in 2007.

During four years assisting with the instruction of Denver's special teams, Burns has worked with a unit that has accounted for four return touchdowns (2 punt return, 2 kickoff return) and two blocked kicks (1 punt, 1 extra point) in addition to posting the ninth-best punt return average (9.7 yds.) in the NFL. The Broncos also have tied for the second-most touchbacks on kickoffs (82) in the league over that span.

Individually, Burns has coached four players who have totaled five AFC Special Teams Player of the Week awards with kickers Matt Prater (2) and Jason Elam (1) along with wide receivers Glenn Martinez (1) and Eddie Royal (1) earning recognition from the league. Prater and Royal also have been tabbed AFC Special Teams Player of the Month by the NFL.

In 2010, Matt Prater converted 16-of-18 (.889) field goals to become the franchise leader for career field goal accuracy (.816 / 71-of-87). Prater owns the best field goal percentage from 50+ yards (.750 / 9-of-12) in NFL history among players who started their careers after 1970 (min. 10 att.).

First-year punter Britton Colquitt last season tied for the NFL lead with six games posting a 50+yard gross punting average. Additionally, rookie Eric Decker paced the team with 556 kickoff return yards and ranked third among league rookies with his 25.3-yard kick return average.

The Broncos had one of the NFL's top kickoff coverage units in 2009 with Burns working with a group that placed third in the league in average opponent drive start after kickoffs (22.9-yard line). Eddie Royal, who ranked seventh in the NFL in punt return average (11.2 yds.), became the 11th player in league history to have both a kickoff and punt return touchdown in the same game (at San Diego, 10/19/09). Prater made 19 of his final 20 field goal attempts and tied for the third-most field goals for a season in club history (30).

In 2008, Burns' work with Denver's special teams helped college free agent punter Brett Kern earn consensus All-Rookie honors after posting the fifth-best gross punting average (46.7 yds.) in the league. Royal, in his rookie year, placed seventh in the NFL in kickoff return average (26.1 yds.) while also handling punt return duties.

Burns instructed a Broncos special teams unit in 2007 that played a key role in several victories as Elam became the first player since the 1970 NFL merger to convert four walk-off, game-winning field goals in the same season (2 in regulation, 2 in overtime). Denver also scored a touchdown on a punt return for the first time in four years (Martinez).

During his playing career with the Broncos from 1994-98, 2000-03 and '05-06, Burns led the team or tied for its season high in special-teams tackles seven times and totaled 186 special-teams stops in 166 career games (3 starts) with the club. Burns, whose 166 career games played with Denver tie for the 14th most by a player in club history, also added 70 defensive tackles (47 solo), 1.5 sacks (9 yds.), two pass breakups and one forced fumble as a Bronco.

A key member of the Broncos' teams that won Super Bowl XXXII in 1997 and XXXIII in 1998, Burns helped Denver earn three AFC West titles (1996, '98, 2005) along with six playoff berths (1996-98, 2000, '03, '05). His 12 career postseason games with Denver tie for the 10th most by a player in team history.

Burns entered the NFL with Denver as a seventh-round choice (210th overall) in the 1994 NFL Draft from Oklahoma State University. In addition to playing for the Broncos, he spent the 1999 season with the Chicago Bears and competed for the Tampa Bay Buccaneers during the 2004 campaign.

For his entire NFL career, Burns played 197 games (3 starts) and totaled 231 special-teams tackles. He also posted 77 career defensive stops (50 solo), 1.5 sacks (9 yds.), one interception (15 yds.), three pass breakups and one forced fumble.

Burns is a native of Greeleyville, S.C., and was born on May 16, 1972. He and his wife, Michelle, have two daughters (Danielle and Rachel) and one son (Keith).

Brian Callahan

Quality Control - Offense

COACHING EXPERIENCE

2nd NFL Season (2nd with Broncos)

Denver Broncos

Quality Control - Offense 2011
Coaching Assistant 2010

Junipero Serra High School (Calif.)

Offensive Coordinator/Quarterbacks 2009
Quarterbacks 2008

UCLA

Graduate Assistant 2006-07

Brian Callahan enters his second season with the Denver Broncos and first as the club's offensive quality control coach. He was originally hired by the team on Feb. 22, 2010, spending his initial year in Denver as an offensive coaching assistant.

Callahan has four years of coaching experience, including two seasons at UCLA following his playing career as a quarterback for the Bruins.

In addition to his offensive assistant duties for the Broncos in 2010, Callahan had an extensive role instructing the team's running backs during the season's last four games when Running Backs Coach Eric Studesville took over duties as interim head coach. His guidance helped Denver's running game post the NFL's largest second-half improvement in yards per carry (1.8) over the last eight games of the season.

Callahan spent the previous two years coaching at Junipero Serra High School in San Mateo, Calif., where he also held additional responsibilities as an assistant in its Academic Resource Center. Working as its offensive coordinator/quarterbacks coach in 2009, he instructed the West Catholic Athletic League's first-ranked receiver, second-ranked rusher and fourth-ranked passer.

Coaching quarterbacks for Junipero Serra in 2008, Callahan tutored San Mateo County and WCAL Player of the Year Cody Jackson, who earned a scholarship to play at Army after leading the conference in completions, passing yards and touchdowns that season.

Callahan began his coaching career at UCLA in 2006 as a graduate assistant in the Bruins' football operations department and also helped coach the defense. In 2007, he worked with the team's wide receivers and was responsible for breaking down UCLA opponent game video, aiding coaches with game preparation, directing the defensive scout team and breaking down opponents' special teams units.

A former walk-on quarterback at UCLA who earned a scholarship, Callahan appeared in all 13 games as a holder on the field goal and extra point units for the Bruins as a senior. He received a bachelor's degree in sociology from UCLA in 2006 before earning a master's degree in education from the school in 2008.

During his prep career at De La Salle High School in Concord, Calif., Callahan was part of the school's national-record 151-game winning streak. He was a two-year letterwinner as a quarterback who shared in De La Salle's No. 1 national ranking from *USA Today*.

At De La Salle, he played with several future NFL players, including Broncos linebacker D.J. Williams and Jaguars running back Maurice Jones-Drew.

Born on June 10, 1984, in Champaign, Ill., Callahan served as co-chairman of the Bruin Athletic Council for two years and played on the UCLA club ice hockey team following his senior year of football. His father, Bill, is the assistant head coach/offensive line for the New York Jets and has served as the head coach for the Oakland Raiders and the University of Nebraska.

Did You Know?

Tight end Shannon Sharpe, who was selected to the Pro Football Hall of Fame in 2011, played 12 seasons for the Broncos from 1990-99 and 2002-03, totaling more career receptions (815), receiving yards (10,060), receiving touchdowns (62), Super Bowl wins (3) and Pro Bowl selections (8) than any of the other seven tight ends enshrined in the Hall of Fame.

Sharpe was named the first-team tight end on the NFL 1990s All-Decade Team as chosen by the Hall of Fame Selection Committee members. He was a finalist for the Pro Football Hall of Fame in 2009, his first year of eligibility, as well as in 2010.

Adam Gase

Quarterbacks

Adam Gase enters his first year as quarterbacks coach for the Denver Broncos in 2011, after two seasons (2009-10) as the team's wide receivers coach.

Now in his seventh NFL season, Gase, 33, was named to his current position on Jan. 20, 2011.

Before joining the Broncos, Gase was an offensive assistant for San Francisco in 2008 after coaching three seasons (2005-07) with Detroit, including serving as the club's quarterbacks coach during the 2007 campaign. He began his coaching career in 2000 at Louisiana State University and worked at the school until taking a position in the Lions' scouting department in 2003.

COACHING EXPERIENCE
7th NFL Season (3rd with Broncos)

Denver Broncos
Quarterbacks 2011
Wide Receivers 2009-10

San Francisco 49ers
Offensive Assistant 2008

Detroit Lions
Quarterbacks 2007
Offensive Quality Control 2006
Offensive Assistant 2005

Louisiana State University
Recruiting/Assistant to Head Coach 2001-02
Defensive Graduate Assistant 2000

In Gase's second year as the Broncos' wide receivers coach in 2010, wide receiver Brandon Lloyd became the first player in team history to lead the NFL in receiving yards (1,448). Lloyd also set career highs in receptions (77), receiving average (18.8) and receiving touchdowns (11), while earning his first career trip to the Pro Bowl. Under Gase's tutelage, Lloyd became just the second player in NFL history to record his first 1,400-yard output in their eighth season or later.

In 2009, Brandon Marshall earned a Pro Bowl selection after becoming the fifth player in NFL history to post three consecutive 100-catch seasons (101-1,120 yds.). Marshall, who had a career-high 10 receiving touchdowns, set a league single-game record for receptions with 21 at Indianapolis (12/13/09), and his 43 catches in December tied for the most in a four-game period in the NFL since 1960.

As Detroit's quarterbacks coach in 2007, Gase helped quarterback Jon Kitna total the sixth-most passing yards (4,068) in the NFL while becoming only the ninth player in NFL history to post consecutive 4,000-yard passing seasons.

A 16-game starter in 2007, Kitna's passing yardage output under Gase that year ranked as the third highest by a Lion in franchise history. His play at the quarterback position helped the Lions become the first NFL team since Houston in 1990 to have four wide receivers each post at least 650 receiving yards in the same season.

From 2005-06, Gase coached as an offensive assistant with the Lions, working under Head Coach Steve Mariucci in 2005 and under Head Coach Rod Marinelli in 2006.

The 2005 campaign marked the beginning of Gase's NFL coaching career, and he worked as an offensive assistant for Detroit primarily with its running backs and quarterbacks. He broke into the NFL in 2003 with the Lions as a scouting assistant and held that position until 2005.

From 2000-02, Gase worked at Louisiana State under Head Coach Nick Saban, serving as a defensive graduate assistant for the school in 2000 before working in recruiting and as an assistant to the head coach from 2001-02. During his three years with the Tigers, the school had a 26-12 overall record, won two bowl games (Peach Bowl in 2000, Sugar Bowl in 2001) and earned one Southeastern Conference Championship (2001).

Gase attended Michigan State University from 1996-99 and received a bachelor's degree from the school.

Born on March 29, 1978, in Ypsilanti, Mich., Gase is married to Jennifer, and they have one daughter (McKenzie).

Sam Garnes

Assistant Secondary

Sam Garnes enters his first season with Denver and second in the NFL after being hired to his current position as the team's assistant secondary coach on Jan. 27, 2011.

Last season, Garnes was a special teams and strength and conditioning assistant under John Fox in Carolina, where he also worked closely with Special Teams Coordinator Jeff Rodgers.

Prior to entering the NFL coaching ranks, Garnes spent five seasons coaching various positions following his seven-year professional playing career.

He served as a defensive backs coach with the UFL's Las Vegas Locomotives in 2009, helping them capture the league's inaugural championship.

COACHING EXPERIENCE
2nd NFL Season (1st with Broncos)

Denver Broncos
Assistant Secondary 2011

Carolina Panthers
Special Teams Assistant 2010

Las Vegas Locomotives (UFL)
Defensive Assistant 2009

Cologne Centurions (NFL Europe)
Defensive Backs 2006

Emerson High School (N.J.)
Defensive Coordinator 2005

Garnes participated in the NFL's Minority Internship Program during training camps with New Orleans (2008) and Carolina (2007) after beginning his professional coaching career in 2006 with the Cologne Centurions of NFL Europe. Serving as the defensive backs coach for the Centurions, he helped lead a unit that led the league in pass defense and interceptions.

In 2005, Garnes got his first taste of coaching experience as defensive coordinator for Emerson High School in Emerson, N.J.

Garnes played safety for five seasons with the New York Giants (1997-2001), while Fox was the team's defensive coordinator. He finished his career with the New York Jets, where he played from 2002-03. He started 105-of-106 games and registered 577 tackles, three sacks, 10 interceptions, 41 passes defensed, five forced fumbles and two fumble recoveries during career. He was selected by the Giants in the fifth round of the 1997 NFL Draft.

A three-time first-team All-Conference USA and All-Liberty Bowl Alliance choice at the University of Cincinnati, Garnes finished his career as the Bearcats' all-time leader in tackles and interceptions and graduated with a degree in criminal justice. He attended DeWitt Clinton High School in Bronx, N.Y., and was born on July 12, 1974.

Justin Lovett

Strength and Conditioning Assistant

Justin Lovett enters his second year as assistant strength and conditioning coach for the Denver Broncos and third overall season with the club in 2011.

Named to his current position on Feb. 23, 2010, he assists Strength and Conditioning Coach Rich Tuten in coordinating the organization's year-round strength and conditioning program.

Lovett spent the 2009 season as an intern in the Broncos' strength and conditioning program after starting with the team as a strength and conditioning volunteer during the 2008 offseason.

COACHING EXPERIENCE
3rd NFL Season (3rd with Broncos)

Denver Broncos
Strength and Conditioning Assistant 2010-11
Strength and Conditioning Intern 2009

University of Texas-El Paso
Assistant Strength and Conditioning 2008

Grandview High School (Colo.)
Head Strength and Conditioning Coach 2004-08

During the fall of 2008, Lovett served as an assistant strength and conditioning coach at the University of Texas-El Paso, where he directed strength and conditioning for the women's soccer program while assisting with football and track and field.

Before gaining experience in the NFL and college, he spent four years as the head strength and conditioning coach for Grandview High School in Aurora, Colo. During his time at Grandview, the school won multiple state championships, including the 5A Football Title in 2007. In addition, the school was cited as having Colorado's No. 1 overall athletic program by *Sports Illustrated* in the spring of 2008.

Lovett played football and baseball at the University of Findlay during the 1995-96 school year, and was a member of the Oilers' 1995 NAIA Division II National Championship Team before transferring to Colorado State University, where he earned a bachelor's degree in health and exercise science in 2003.

A native of Beavercreek, Ohio, Lovett is married to Amy, and the couple has two sons: Tillman (4) and Lyndon (2).

DAVE MAGAZU

OFFENSIVE LINE

Dave Magazu enters his first season with the Broncos as the team's offensive line coach—a position which he has guided for four years in the NFL and 27 years overall. He was hired by Denver on Jan. 18, 2011, after spending eight seasons with Broncos Head Coach John Fox in Carolina, serving as the club's tight ends coach from 2003-06 and the offensive line coach from 2007-10.

In his 32nd overall year of coaching, Magazu spent his first 23 years working at the collegiate level before beginning his NFL coaching career with the Panthers in 2003.

During his four seasons instructing Carolina's offensive line, the Panthers ranked fifth in the NFL averaging 134.5 rushing yards per game and tied for second in the league with 26 individual 100-yard rushing performances. He also tutored a pair of linemen who combined for four Pro Bowl selections in tackle Jordan Gross(2008, '10) and center Ryan Kalil (2009-10).

Magazu did some of his best work in 2009 when, despite losing his two starting offense tackles for the last four games of the year, the Panthers became the first team in NFL history to produce two 1,100-yard rushers (Jonathan Stewart-1,133; DeAngelo Williams-1,117) in a single season.

In his role as tight ends coach from 2003-06, he taught a group that emphasized blocking over receiving and helped a Panthers running game that registered a then franchise-record 2,091 rushing yards in his first season with the club.

Prior to joining the NFL ranks, he served as the offensive line coach for Boston College from 1999-02, and helped develop a bevy of pro prospects, including future Pro Bowl selections Dan Koppen and Chris Snee along with 2002 first-round draft choice Marc Colombo. Four of his offensive linemen were All-Big East Conference selections in 2001, while three earned all-league honors in 2002.

Serving as co-offensive coordinator/offensive line at the University of Memphis from 1997-98, he instructed future NFL guard Artis Hicks, who earned freshman All-America honors in 1998.

He coached centers and guards for two seasons at the University of Kentucky after three years as an offensive line coach at Colorado State University under Rams Head Coach Sonny Lubick.

After graduating from Springfield College in 1980, where he was a four-year starter as a defensive tackle, he began his coaching career at Ithaca College and went on to coach at Western Michigan University (1981), North Carolina State (1982), Eastern Michigan University (1982), the University of Michigan (1983), Northern Illinois University (1984), Ball State University (1985-86), the U.S. Naval Academy (1987-89) and Indiana State University (1990-91).

Magazu, who attended Taunton High School in Taunton, Mass., was born on June 10, 1957. He and his wife, Carrie, have five children, including four sons: Anthony, Damon, Dominick and Roman, and a daughter, Olivia. Damon is entering his sophomore season as a defensive back at East Carolina University and Dominick was wide receiver at Appalachian State before graduating.

COACHING EXPERIENCE

9th NFL Season (1st with Broncos)

Denver Broncos
Offensive Line 2011

Carolina Panthers
Offensive Line 2007-10
Tight Ends 2003-06

Boston College
Offensive Line 1999-2002

University of Memphis
Co-Offensive Coordinator/Offensive Line .. 1997-98

University of Kentucky
Centers/Guards 1995-96

Colorado State University
Offensive Line 1993-94
Centers/Guards 1992

Indiana State University
Offensive Coordinator/Offensive Line 1990-91

U.S. Naval Academy
Offensive Line/Special Teams 1987-89

Ball State University
Offensive Coordinator/Offensive Line 1985-86

Northern Illinois University
Offensive Tackles/Tight Ends 1984

University of Michigan
Graduate Assistant 1983

Eastern Michigan University
Offensive Line ..... 1982 (Fall)

North Carolina State
Part Time Asst. Offensive Tackles ... 1982 (Spring)

Western Michigan University
Part Time Assistant Offensive Line 1981

Ithaca College
Graduate Assistant 1980

RON MILUS

SECONDARY

Ron Milus enters his fourth overall season with the Broncos in 2011 as the club's secondary coach after previously coaching defensive backs for Denver from 2000-02.

Now in his 12th NFL season, Milus, 47, was named to his current position on Jan. 25, 2011.

Prior to his return to the Denver, Milus spent two years coaching Carolina's secondary under John Fox (2009-10). His decade-plus NFL experience also includes time with St. Louis (2006-08), New York Giants (2004-05), Arizona (2003) and Denver (2000-02).

Last season, Carolina held opponents to just 212.1 passing yards per game to rank sixth in the NFC. In Milus' first year with the team in 2009, the Panthers secondary ranked fourth in the NFL in pass defense (191 ypg) and interception percentage (4.44%). The defense intercepted 22 passes and limited opposing quarterbacks to a 71.7 passer rating for a 10-point improvement from 2008.

Milus spent three years (2006-08) coaching the secondary for St. Louis, where in his final season, he was promoted to secondary coach after two years as the team's assistant secondary coach. In 2008, the Rams' defensive backs collected 16 interceptions, the most by the team's secondary in 10 years.

Prior to joining the Rams, Milus worked as the secondary coach for the New York Giants from 2004-05. In his first year with the club, the team allowed just 189.4 passing yards per game, which ranked eighth in the NFL.

In 2003, Milus served as the Arizona Cardinals' defensive backs coach. Under his guidance, safety Dexter Jackson tied for fourth in the NFC with six interceptions.

He entered the NFL with the Broncos in 2000, working as the defensive backs coach for two seasons before coaching the nickel backs in 2002. In Milus' first year with the Broncos, the secondary accounted for 21 of the team's 27 interceptions, the club's highest total since 1987. In 2001, cornerback Deltha O'Neal intercepted nine passes and earned a Pro Bowl selection.

Milus spent nine seasons at the collegiate level before joining the NFL coaching ranks. In 1999, he instructed the defensive backs at Texas A&M University. He coached at the University of Washington for eight seasons (1991-98), spending the last seven as defensive backs coach after beginning his collegiate coaching career as a graduate assistant for the Huskies. Milus' 1993 unit lead the nation with 22 interceptions, while his 1995 group ranked first in the Pacific-10 Conference with 16 picks.

His first coaching experience came at Lincoln High School in Tacoma, Wash., where he tutored the team's defensive backs for three seasons (1988-90).

Milus played cornerback and was a return specialist at the University of Washington from 1982-85, where he ranks in the school's top 10 in punt return average. A native of Tacoma, Wash., he and his wife Sandra have two sons: Ryan (20) and Bobby (17). Ryan is a sophomore on the Arizona State University track team. His last name is pronounced MY-luss.

COACHING EXPERIENCE

12th NFL Season (4th with Broncos)

Denver Broncos
Secondary 2011

Carolina Panthers
Secondary 2009-10

St. Louis Rams
Secondary 2008
Assistant Secondary 2006-07

New York Giants
Secondary 2004-05

Arizona Cardinals
Defensive Backs 2003

Denver Broncos
Nickel Backs 2002
Defensive Backs 2000-01

Texas A&M
Defensive Backs 1999

University of Washington
Defensive Backs 1992-98
Graduate Assistant (Outside Linebackers) ... 1991

Lincoln High School (Wash.)
Defensive Backs 1988-1990

Wayne Nunnely

Defensive Line

Wayne Nunnely begins his third season as defensive line coach for the Denver Broncos in 2011 after spending 12 years (1997-2008) coaching that position for the San Diego Chargers.

Nunnely, who has 35 years of coaching experience overall, is in his 17th year coaching in the NFL.

One of the first African-American head coaches at the Division I-level during a stint at the University of Nevada-Las Vegas from 1986-89, Nunnely spent 18 years coaching in college before starting his NFL coaching career in 1995 as New Orleans' defensive line coach. He served in that capacity until the 1997 season when he began coaching in San Diego, where he became tied for the second-longest tenured assistant coach in Chargers history.

Nunnely's defensive lines have contributed to seven seasons in which his teams have ranked among the NFL's top seven clubs in rushing yards per game allowed, including No. 1 league rankings with San Diego in 2005 (84.3 ypg.) and 1998 (71.3 ypg.). He also has instructed four Pro Bowl selections, guiding Chargers defensive tackle Jamal Williams (2005-07) and defensive end Marcellus Wiley (2001) to league All-Star honors.

Last season, he coached an entirely new starting defensive front from the previous year, as free-agent defensive linemen Justin Bannan and Jamal Williams each opened all 16 contests for the club in addition to Kevin Vickerson starting a career-high 12 games.

COACHING EXPERIENCE

17th NFL Season (3rd with Broncos)

Denver Broncos
Defensive Line 2009-11

San Diego Chargers
Defensive Line 1997-2008

New Orleans Saints
Defensive Line 1995-96

UCLA
Defensive Line 1993-94

University of Southern California
Running Backs 1991-92

University of Nevada-Las Vegas
Head Coach 1986-89
Running Backs 1982-85

University of the Pacific
Running Backs 1980-81

Cal State Fullerton
Defensive Line 1979

Cal Poly Pomona
Defensive Line 1978
Running Backs 1977

University of Nevada-Las Vegas
Graduate Assistant 1976

Valley High School (Nevada)
Assistant Coach 1975

The Broncos' defensive line under Nunnely in 2009 was the only one in the league comprised entirely of first-year full-time starters, and their three down linemen helped the team rank seventh in the league in both yards per game (315.0) and yards per play (5.0) allowed. Nunnely's group also played a role in the team posting 39 sacks that were its highest total in seven years and marked the 10th-best output in the NFL.

During his 12 seasons in San Diego, Nunnely's defensive line helped the Chargers rank second in the NFL in yards per carry allowed (3.7) and third in rushing yards per game allowed (97.2) over that period. Nunnely's unit led the NFL in fewest rushing yards per game twice (1998, 2005) and had the league's lowest yards per carry average during three different seasons (1998-99, 2001).

San Diego also was adept at forcing sacks with Nunnely on staff and totaled the sixth-most sacks (355) in the league from 2000-08, including an NFL-high 177 sacks from 2005-08. Williams developed into one of the best interior linemen in the NFL under Nunnely, earning three consecutive trips to the Pro Bowl (2005-07) and two first-team Associated Press All-Pro honors (2005-06).

As a team, the Chargers enjoyed one of the most prosperous periods in club history with Nunnely on staff. San Diego won four division titles during Nunnely's time as defensive line coach, including three consecutive AFC West crowns from 2006-08.

The Chargers advanced to the AFC Championship Game in 2007 for the first time in 13 seasons with Nunnely's defensive line helping the club rank fifth in the NFL and second in the AFC with 42 sacks. A year earlier in 2006, San Diego registered a league-high 61 sacks that marked the second most in franchise history for a season and the most by a Chargers team in 20 seasons.

Nunnely's defensive linemen were part of a San Diego run defense in 2005 that ranked first in the NFL in rushing yards per game allowed (84.3) and third in yards per carry allowed (3.5) while tying for fifth in the league in sacks (46). Williams earned the first Pro Bowl selection of his career, and defensive end Luis Castillo was a consensus all-rookie selection.

San Diego was third in the league against the run (81.7 ypg. / 3.7 avg.) in 2004 after giving up a

league-low 3.3 yards per rush in 2001, a year in which Wiley had 13 sacks under Nunnely's instruction to earn Pro Bowl honors.

From 1998-99, the Chargers' defensive line was the NFL's best at stopping the run with Nunnely's group helping the club lead the league in fewest yards per carry allowed during each of those seasons.

San Diego set franchise single-season records for fewest yards per rush allowed (2.7) and fewest rushing yards per game allowed (71.3) in 1998. The Chargers' 2.7 yards per carry average was the lowest total allowed by an NFL team since the 1970 merger while their 71.3 yards per game average was the fourth-lowest year total allowed by an NFL team since the 16-game schedule was implemented in 1978.

During two seasons (1995-96) as the Saints' defensive line coach, Nunnely coached on a defense that tied for the sixth-most sacks (85) in the NFL during that period. New Orleans' 44 sacks in Nunnely's first year with the club in 1996 tied for fourth in the league.

Nunnely spent four years (1991-94) as a position coach in the Pacific-10 Conference before beginning his NFL coaching career. He instructed the defensive line at UCLA from 1993-94 after coaching running backs at the University of Southern California from 1991-92.

In 1990, Nunnely worked at his alma mater, UNLV, as its director of minority student affairs after concluding his four-year career as its head coach. At the time of his hire in 1986, he became the first African-American head coach on the West Coast along with just the fourth in Division I-A history. Nunnely and Cleve Bryant became the first African-American head coaches in Division I-A history to coach against each other with Nunnely's squad defeating Ohio University 26-18 during the 1988 season.

Before being named head coach at UNLV, Nunnely was its running backs coach from 1982-85. He also coached the position at the University of the Pacific from 1980-81 and had stints at Cal State Fullerton (defensive line in 1979), Cal Poly Pomona (defensive line in 1978 and running backs in 1977) and UNLV (graduate assistant in 1976).

Nunnely's coaching career began in 1975 as an assistant coach for Valley High School in Las Vegas after competing as a student athlete at UNLV, where he played fullback and lettered in track. He received a bachelor's degree in physical education from UNLV in 1975 and also was voted the school's Most Outstanding Male Physical Educator.

Born on March 29, 1952, in Los Angeles, Nunnely competed in football and track at Monrovia High School in Monrovia, Calif. He is married to Velda, and they have three sons (Steven, Channing and Aaron) and one daughter (Amber).

Jay Rodgers

Quality Control - Defense

Jay Rodgers enters his third season with the club and his first as defensive quality control coach after spending his first two years with the Broncos as a coaching assistant.

Rodgers, who worked for nine seasons at the collegiate level before joining the Broncos, was hired by Denver on Jan. 21, 2009.

A former college quarterback, Rodgers spent the last two seasons with Denver working primarily with its defense. He coached on the other side of the ball before joining the Broncos, instructing Iowa State's wide receivers from 2007-08 after coaching quarterbacks at Stephen F. Austin University (2005-06) and Missouri State University (2004).

He served as passing game coordinator at Dodge City Community College in Kansas during the 2003 season following stints at Louisiana State University (2001-02) and Ohio State University (2000).

COACHING EXPERIENCE

3rd NFL Season (3rd with Broncos)

Denver Broncos
Quality Control - Defense 2011
Coaching Assistant 2009-10

Iowa State University
Wide Receivers 2007-08

Stephen F. Austin University
Quarterbacks 2005-06

Missouri State University
Quarterbacks 2004

Dodge City C.C. (Kansas)
Passing Game/QBs/WRs 2003

Louisiana State University
Defensive Graduate Assistant 2002
Offensive Graduate Assistant 2001

Ohio State University
Recruiting Intern 2000

In his first NFL season with the Broncos in 2009, Rodgers was a coaching assistant for a defensive staff that helped the club rank third in the league against the pass (186.3 ypg.) while placing seventh in both yards per game (315.0) and yards per play (5.0). The Broncos' defense featured three Pro Bowl selections, including outside linebacker/defensive end Elvis Dumervil, who became the first player in franchise history to lead the

league in sacks with a club-record 17.

Rodgers instructed Iowa State's all-time leading wide receiver, Todd Blythe, during his senior campaign in 2007 and helped him to honorable mention All-Big 12 Conference accolades after he posted a career-high 52 catches (779 yds., 5 TDs) that year. Blythe signed a free-agent contract with the New Orleans Saints following the completion of his collegiate career.

During two seasons as Stephen F. Austin's quarterbacks coach (2005-06), Rodgers worked with one of the best passing offenses in the country. The school ranked 12th nationally with a Southland Conference-best 283.5 passing yards per game average in 2005, and quarterback Zeke Dixon accounted for 20 touchdown passes and 2,407 passing yards that year.

Rodgers coached quarterbacks at Missouri State in 2004 after serving as passing game coordinator at Dodge City Community College in 2003 and helping the school rank eighth nationally in passing yards per game.

He spent two years as a graduate assistant at LSU from 2001-02, seasons in which the Tigers won the Southeastern Conference's Western Division. He was a defensive graduate assistant in 2002, working primarily with the defensive backs, and was an offensive graduate assistant on LSU's 2001 squad that won the SEC title and the Sugar Bowl.

Rodgers' coaching career began in 2000 as a recruiting intern at Ohio State.

In college, Rodgers played quarterback for three seasons at Indiana University, starting 15 games, before transferring to Missouri State for his senior season. In his one season with the Bears in 1999, he was voted team captain and MVP after setting several school single-season passing records.

A native of Austin, Texas, Rodgers attended Austin Westlake High School and received a bachelor's degree from Indiana in 2000. His younger brother, Jeff, is entering his first season as the Broncos' special teams coordinator. Rodgers, who was born on Aug. 29, 1976, in St. Paul, Minn., is married to Melissa, and they have a daughter, Avery, and a son, Rock.

Greg Saporta

Strength and Conditioning Assistant

Greg Saporta enters his 17th season as assistant strength and conditioning coach for the Denver Broncos in 2011.

In that role, he assists Strength and Conditioning Coach Rich Tuten in coordinating the year-round strength and conditioning program for the National Football League franchise.

Saporta came to Denver in 1995 from the University of Florida, where he had two separate stints as an assistant strength coach under Tuten. He originally began his career as a student assistant at Florida in 1981 and became assistant strength coach in 1985. Saporta held that position until 1988 when he went to the University of North Carolina to assume the same position from 1988-92, once again working with Tuten, who had been named strength director at the school.

Saporta, 54, returned to Florida in 1992 to resume his position as assistant strength coach, which he held until April 1995 when he joined the Broncos' staff.

Originally from Manhattan, N.Y., Saporta received a bachelor's degree in physical education with a concentration in exercise physiology from Florida in 1985. He previously attended Buffalo State University in New York, where he lettered for two years in football and rugby while also competing on its track team.

Greg and his wife, Nancy, reside in Lone Tree, Colo.

COACHING EXPERIENCE

17th NFL Season (17th with Broncos)

Denver Broncos
Strength and Conditioning Assistant . . .1995-2011

University of Florida
Assistant Strength 1992-95

University of North Carolina
Assistant Strength 1988-92

University of Florida
Assistant Strength 1985-88
Student Assistant Strength 1981-84

Richard Smith

Linebackers

Richard Smith returns to the Broncos as linebackers coach in 2001, marking his fifth overall season with the club after previously working with the team's linebackers and special teams from 1993-96.

Entering his 24th overall NFL season, Smith, 55, was hired to his current position on Jan. 25, 2011.

Smith comes to Denver after spending two seasons (2009-10) coaching under John Fox in Carolina. Prior to instructing the Panthers' linebackers, Smith served as the defensive coordinator for three years (2006-08) with the Texans and during the 2005 season with the Dolphins. Before joining Miami, he coached with the Lions (2003-04), 49ers (1997-2002), Broncos (1993-96) and Oilers (1988-92). He has coached nine different players to a total of 10 Pro Bowls during his career.

In his first season with Carolina in 2009, the Panthers' defense ranked eighth in the NFL in total yards allowed (315.8) and ninth in points surrendered (19.3), despite a heavy injury toll on his unit. Under his coaching, middle linebacker Jon Beason earned Pro Bowl honors in 2009.

Smith was the defensive coordinator for Houston from 2006-08, where he helped produce two Pro Bowl performers. Linebacker DeMeco Ryans made the Pro Bowl in 2007 and defensive end Mario Williams made the squad in 2008.

In 2005, Smith served as the defensive coordinator with Miami, where his defense ranked second in the NFL in sacks with 49.

Before he was hired by the Dolphins, Smith spent two seasons as Detroit's assistant head coach/linebackers. Under his direction, linebacker Boss Bailey earned all-rookie honors from ESPN.com in 2003.

During his six seasons with San Francisco (1997-2002), Smith oversaw four Pro Bowl linebackers: Ken Norton, Jr. (1997), Lee Woodall (1997), Winfred Tubbs (1998) and Julian Peterson (2002). During his last two seasons in San Francisco, he helped the team improve its run defense from ninth to seventh in the league, despite only having two linebackers on the team's roster with more than one year of NFL experience.

From 1993-96, Smith coached the Broncos' special teams, while also helping with the linebackers during his first two seasons.

Smith entered the NFL in 1988 with the Oilers, where he coached special teams and also assisted with the tight ends, linebackers and offensive line. His all-around support helped the team reach the playoffs in each of his five seasons with the team.

He spent nine seasons coaching at the college level before breaking into the NFL. He coached the linebackers/special teams at Arizona in 1987, after three years at California from 1984-86. His collegiate coaching career began with three seasons at Cal State-Fullerton from 1981-83.

Smith began his coaching career at Rio Hondo Junior College in Calif., where he oversaw the offensive line for two seasons (1979-80).

Smith was an offensive lineman at Rio Hondo Junior College from 1975-76, before transferring to Fresno State in 1977. He helped the Bulldogs to the Pacific Coast Athletic Association title in 1977 and graduated with a degree in physical education in 1979. Richard is married to Renee and has four children: Morgan, Aimee, Whitney and Travis. He was born on Oct. 17, 1955.

COACHING EXPERIENCE

24th NFL Season (5th with Broncos)

Denver Broncos
Linebackers 2011

Carolina Panthers
Linebackers 2009-10

Houston Texans
Defensive Coordinator 2006-08

Miami Dolphins
Defensive Coordinator 2005

Detroit Lions
Assistant Head Coach/Linebackers 2003-04

San Francisco 49ers
Linebackers 1997-2002

Denver Broncos
Special Teams 1995-96
Special Teams/Linebackers 1993-94

Houston Oilers
Special Teams/TE/LB/OL 1988

University of Arizona
Linebackers/Special Teams 1987

California
Linebackers/Special Teams 1984-86

Cal State-Fullerton
Defensive Line 1981-83

Rio-Hondo Junior College (Calif.)
Offensive Line 1979-80

Eric Studesville

Running Backs

Eric Studesville is in his second season as running backs coach for the Denver Broncos in 2011. Entering his 11th season coaching running backs in the NFL and 15th overall year in the league, Studesville was named the team's fourth interim head coach and 13th head coach overall in team history on Dec. 6, 2010.

He led the club for the last four games of the 2010 season, earning his first NFL win against Houston on Dec. 26.

Before joining the Broncos, he spent six seasons (2004-09) coaching running backs in Buffalo following a three-year stint (2001-03) in that capacity with the New York Giants. Studesville's NFL coaching career began in 1997 with Chicago following six years working at the collegiate level.

Over the second half of the 2010 season, the Broncos registered a 1.8-yards-per-carry improvement that ranked first in the NFL. The team's improvement of 58.6 rushing yards per game over that span ranked second in the league. Under his tutelage, running back Knowshon Moreno became the fifth player in franchise history to record 1,000 yards from scrimmage in each of his first two NFL seasons. Moreno is tied for second among all players that entered the league in 2009 with 17 touchdowns.

COACHING EXPERIENCE

15th NFL Season (2nd with Broncos)

Denver Broncos

Running Backs 2010-11
Interim Head Coach .....2010 (Weeks 14-17)

Buffalo Bills

Running Game Coordinator/RBs 2008-09
Running Backs 2004-07

New York Giants

Running Backs 2001-03

Chicago Bears

Offensive Quality Control 1997-2000

Kent State University

Secondary 1995-96

Wingate University

Secondary 1994

University of North Carolina

Video Assistant 1992-93

University of Arizona

Graduate Assistant 1991

During his nine seasons as an NFL running backs coach, Studesville has guided four individuals to a total of seven 1,000-yard rushing seasons with Tiki Barber (2), Marshawn Lynch (2), Willis McGahee (2) and Fred Jackson (1) reaching the mark. His running backs have registered 34 individual 100-yard rushing efforts, a total that includes 14 by McGahee and 12 by Barber.

With the Bills, Studesville had a 1,000-yard rusher in five of his six seasons, including one during each of the last three years, and coached Lynch to a Pro Bowl selection in 2008. Both McGahee (2004-05) and Lynch (2007-08) cleared the 1,000-yard mark in each of their first two seasons with McGahee's 2,375 yards marking a team record for a player's first two years and ranking 16th in league annals for that category.

Jackson, in just his third year, became only the ninth undrafted player in league history to post a 1,000-yard rushing effort in 2009, totaling 1,062 yards with Studesville serving as running game coordinator. The Bills finished the season ranked ninth in the league in yards per rush (4.4) that year.

Studesville was promoted to running game coordinator in 2008, a year that saw Lynch become the first Buffalo running back to earn a Pro Bowl nomination in five years after totaling his second consecutive 1,000-yard effort. Lynch (1,036 yds.) and Jackson (500 yds.) formed one of the top rushing duos in the NFL that year, and the two also combined for 84 receptions that led league rushing tandems.

In 2007, Studesville oversaw Lynch's adjustment to the NFL as a rookie and helped the 12th overall pick lead AFC rookies in rushing with 1,115 yards that ranked second in club history among rookies. He averaged 85.7 rushing yards per game that ranked seventh in the NFL (min. 10 GP) and led the league in rushing attempts per game (21.5).

McGahee's 990 rushing yards for the Bills in 2006 increased his three-year career total under Studesville to 3,365 yards to mark the ninth-highest total in the league during that time. He finished his Buffalo career with 14 100-yard games that marked the third-highest total in club history and were the most by a player through his first three seasons with the club.

The Bills' 2005 backfield featured fullback Daimon Shelton, whom Studesville developed into one of the league's top blockers, along with McGahee, whose 1,247 yards marked his second consecutive 1,000-yard effort. McGahee became the fastest back in team history to total 2,000 career rushing yards, reaching that mark in only 26 games.

Studesville joined the Bills as running backs coach in 2004 and instructed McGahee in his first year, helping the 23rd overall pick become the fourth rookie in team history to reach 1,000 rushing yards (1,128) and tie a club rookie record with 13 rushing touchdowns. McGahee rushed for at least 100 yards in his first three starts, becoming only the third back since the 1970 NFL merger to accomplish that feat.

From 2001-03, Studesville coached the Giants' running backs and helped Barber post two 1,000-yard rushing efforts while ranking seventh in the league in yards per rush (4.6) and ninth in rushing yards (3,468). Barber also led all NFC running backs (3rd in NFL) with 210 receptions and placed fifth in the league with 5,103 yards from scrimmage during that three-year period.

Barber posted consecutive 1,000-yard rushing seasons under Studesville in 2003 (1,216 yds.) and '02 (1,387 yds.). The running back's career-high 1,387 rushing yards in 2002 ranked as the second-highest season total in Giants history and helped the club post a 10-6 record and advance to the postseason.

Studesville began his NFL career with the Bears, working during training camp in 1996 as part of the NFL minority fellowship program and spending 1997-2000 in Chicago handling offensive quality control duties.

Before moving into the NFL coaching ranks, Studesville was secondary coach at Kent State University (1995-96) and Wingate University (1994). He worked at the University of North Carolina as a video assistant from 1992-93 after serving as a graduate assistant in 1991 at the University of Arizona, where he earned a master's degree in exercise physiology.

A defensive back at the University of Wisconsin-Whitewater, Studesville graduated from the school with a bachelor's degree in physical education. Born May 29, 1967, in Madison, Wis., Studesville is married to Staci, and the couple has one daughter, Sydni.

Tyke Tolbert

Wide Receivers

Tyke Tolbert is in his first year as wide receivers coach for the Denver Broncos after being named to that position on Jan. 17, 2011.

Since joining the NFL ranks in 2003, he has instructed the wide receiver position with three different teams, collecting eight years of NFL experience.

Tolbert spent the 2010 season coaching under John Fox in Carolina, preceded by six seasons with Buffalo (2004-09) and one year with Arizona (2003).

Under Tolbert's tutelage, Bills wide receiver Lee Evans became one of the most productive receivers in team history. Evans led all NFL rookies in 2004 with nine touchdown receptions and a 17.6-yard average per catch. After finishing second in the NFL with seven receptions for 40-plus yards in 2005, Evans continued to improve under Tolbert in 2006, amassing a team-record 265 yards receiving on 11 catches with two touchdowns in Week 11.

Tolbert coached NFL Offensive Rookie of the Year Anquan Boldin with the Cardinals in 2003, helping him become the only rookie to make the Pro Bowl that season. Boldin set an NFL rookie record with 101 catches while posting the second-most receiving yards (1,377) by a rookie in league history.

He gained his first professional coaching experience by participating in the NFL's Minority Internship Program during training camps with Detroit (1997) and Arizona (2001).

COACHING EXPERIENCE

9th NFL Season (1st with Broncos)

Denver Broncos

Wide Receivers 2011

Carolina Panthers

Wide Receivers 2010

Buffalo Bills

Wide Receivers 2004-09

Arizona Cardinals

Wide Receivers 2003

University of Florida

Tight Ends/Recruiting Coordinator 2002

University of Louisiana-Lafayette

Wide Receivers/Recruiting Coord. 1999-2001

Auburn University

Tight Ends 1998

Northeast Louisiana University

Tight Ends 1995-97

Ohio University

Wide Receivers .....1995 (Spring)

Northeast Louisiana University

Graduate Assistant 1994

Louisiana State University

Graduate Assistant .....1994 (Spring)

Tolbert coached for eight seasons at the collegiate level before joining the NFL ranks. He began his college coaching career as a graduate assistant at Louisiana State in the spring of 1994 and Northeast Louisiana in the fall of 1994. He moved on to coach wide receivers at Ohio in the spring of 1995, before returning to Northeast Louisiana in the fall of 1995, where he tutored the team's tight ends for three seasons. In 1998, Tolbert was hired as the tight ends coach at Auburn. He became the wide receivers coach/recruiting coordinator at Louisiana-Lafayette for three seasons (1999-2001). Tolbert served as the tight ends coach/recruiting coordinator at Florida in 2002, before making the jump to the NFL the following season.

Tolbert was a three-year letterman at LSU, where he played wide receiver. A native of Conroe, Texas, he graduated from LSU with bachelor's and master's degrees. He and his wife, Linda, have two daughters, Morgan and Madison.

Rich Tuten

Strength and Conditioning

Rich Tuten enters his 17th season as the Denver Broncos' strength and conditioning coach in 2011.

Tuten also has worked as the director of strength of conditioning at the University of Florida (1993-94, '80-87) as well as the athletic strength director at the University of North Carolina (1988-92). He received a bachelor's degree in therapeutic recreation from Clemson University in 1978 and was a three-year letterman for the Tigers at nose guard.

Rich and his wife, Donna, live in Littleton, Colo., and have two sons: Will and Matt.

COACHING EXPERIENCE
17th NFL Season (17th with Broncos)

Denver Broncos
Strength and Conditioning 1995-2011

University of Florida
Director of Strength and Conditioning 1993-94

University of North Carolina
Athletic Strength Director 1988-92

University of Florida
Director of Strength and Conditioning 1980-87

Will received both a bachelor's degree and an MBA from Gardner-Webb University, where he played wide receiver. Matt attended the University of Pennsylvania, where he played wide receiver and graduated from the Wharton Business School with a degree in finance.

Player Personnel / Football Operations

Keith Kidd

Director of Pro Personnel

Keith Kidd is in his 17th year working in the NFL in 2011, including his third year as the Denver Broncos' director of pro personnel. A member of the personnel department that helped build the New England Patriots' back-to-back Super Bowl-champion teams from 2003-04, Kidd joined the Broncos on Feb. 20, 2009.

Kidd gained 14 years of experience in the NFL with New England (2002-04), Cleveland (1999-2001) and Arizona (1991-98). He spent three seasons as an NFL analyst for ESPN's scouting organization, Scouts Inc., and also wrote columns for ESPN.com before he was hired by the Broncos.

As assistant director of pro personnel with the Patriots from 2002-04, Kidd helped the club to back-to-back Super Bowl wins during the 2003 and '04 seasons (XXXVIII and XXXIX). New England owned the best overall record (43-11 / .796) in the NFL during that three-year period and won a league-record 21 consecutive games from 2003-04.

Kidd was part of the Browns' re-entry into the NFL in 1999 as their director of pro personnel and worked in that capacity through the 2001 season. He oversaw the scouting of NFL players as well as the advance scouting of each upcoming opponent for Cleveland while assisting with the signing of free agents and the negotiating of player contracts.

Before joining the Browns, Kidd spent eight years with the Cardinals' scouting department from 1991-98 and also handled additional responsibilities for the club during that time.

He began his career as a graduate assistant at his alma mater, Eastern Kentucky University, in 1987 and worked at the school through the '88 campaign. He spent 1989-90 as a graduate assistant at Arizona State University, where he worked with the Sun Devils' defensive backs.

Born in Richmond, Ky., Kidd is a graduate of Eastern Kentucky with a master's degree in sports administration and a bachelor's degree in physical education.

His father, Roy Kidd, spent 39 seasons as the head coach for EKU from 1964-2002 and was inducted into the College Football Hall of Fame in 2003. Roy Kidd retired in 2002 with the sixth-most wins (314 / 314-124-8 overall record) of any coach in Division I or Division I-AA history. Eastern Kentucky's football stadium and its conference's annual coach of the year award are named in his honor.

Keith and his wife, Laura, have one son, Kody.

Matt Russell

Director of College Scouting

Matt Russell begins his third season with the Denver Broncos in 2011 as the club's director of college scouting, a position he was named to on April 30, 2009.

A former All-American and Butkus Award winner (nation's best linebacker) at the University of Colorado, Russell joined the Broncos after scouting for seven seasons in the NFL with Philadelphia (2006-08) and New England (2001, '03-05).

As director of college scouting, Russell is responsible for leading the Broncos' college scouting efforts. The 38-year-old also oversees the club's eight-person college scouting staff.

Russell spent the 2008 season as the national scout for the Eagles after scouting the Western region for the club from 2006-07. Philadelphia earned playoff berths during two of Russell's three seasons on its staff, including the 2008 campaign when the Eagles advanced to the NFC Championship Game.

Hired by the Patriots as a pro scout in December 2000, Russell served in that capacity for the club during its Super Bowl XXXVI-winning season in 2001 and worked as an area scout for the team from 2003-05. New England won consecutive Super Bowls (XXXVIII in 2003 and XXXIX in '04) with Russell on staff during that time, and its 45-11 (.804) overall record from 2003-05 was the best mark in the NFL.

A four-year starter at Colorado from 1993-96, Russell finished his collegiate career ranked first in school history in unassisted tackles (282) and second in total tackles (446). He received all-conference honors during each of his final two seasons with the Buffaloes, including a senior campaign in which he was a consensus first-team All-American and received the Butkus Award after posting a career-high 137 tackles.

Selected by Detroit in the fourth round (130th overall) of the 1997 NFL Draft, Russell earned all-rookie honors before knee injuries forced him to retire in 2000. He spent the 2000 season as a graduate assistant coach for Colorado, helping to instruct the Buffaloes' linebackers, before beginning his scouting career.

Russell lived in Germany, England and various parts of the United States as a child. He attended Belleville East High School in Belleville, Ill., and was born on July 5, 1973, in Tokyo, Japan.



Mike Bluem

Director of Football Administration

Mike Bluem is in his 17th season with the Denver Broncos' organization in 2011 and begins his seventh year as the club's director of football administration.

Bluem spent his first five years with the Broncos as a college scouting assistant before being promoted to coordinator of college scouting operations in 2000. He took on additional responsibilities with the salary cap in 2001 when he was named coordinator of football administration, a position he held until 2005 when he was promoted to director of football administration.

Bluem came to the Broncos as an intern in 1995, assisting in the college scouting department and helping to design and implement the Broncos' computerized Player Personnel System.

Bluem's current responsibilities include negotiating player contracts as well as managing the salary cap and player budgets, including forecast analysis of future years as well as compliance with the Collective Bargaining Agreement and NFL Player Personnel rules. He also assists in other areas of player personnel.

In addition, he has been a member of the NFL Management Council Club Services Committee since 2004. That committee is responsible for overseeing technology development and management council/club interaction.

Bluem, 37, previously held a position with the Liberty University (Lynchburg, Va.) baseball team, assisting in computer-related areas, including statistical tracking.

A native of Lewisville, Texas, Bluem earned his bachelor's degree in sports management from Liberty University in 1995. He attended high school at Temple Christian Academy in Lewisville.

Mike and his wife, Shelley, along with their 5-year-old twin children, Zackary and Kylie, make their home in Highlands Ranch, Colo.

Anthony Kelly

Assistant Director of Pro Personnel

Anthony "Champ" Kelly begins his fifth season with the Denver Broncos in 2011 and is in his second year as the club's assistant director of pro personnel, a position he was promoted to on Feb. 12, 2010. Kelly spent 2008-09 with Denver as its assistant coordinator of pro and college scouting after joining the club as a Northeast region scout in 2007.

In his current position, Kelly is responsible for assisting Director of Pro Personnel Keith Kidd in the evaluation and acquisition of free agents and trades in addition to advance scouting and overseeing assignments of other professional football leagues. He assists in the coordination of player workouts and visits while also executing cross-check evaluations for the NFL Draft assigned by General Manager Brian Xanders.

Kelly was hired by the Broncos after working as the general manager and wide receivers coach for the Lexington Horsemen of United Indoor Football during their 2007 campaign, when he helped lead the Horsemen to the United Bowl III. A former wide receiver at the University of Kentucky, Kelly continued his playing career with the Horsemen from 2003-06 as a defensive standout and was a two-time first-team UIF All-Star.

During his final season playing for the Horsemen in 2006, Kelly received the UIF Man of the Year Award. The honor recognized his leadership both on the field and in the community.

Kelly, who served as Lexington Christian Academy's offensive coordinator from 2002-06, also is proficient in computer programming and software development and owns corporate business experience.

He was an organizational developer for Nurses Registry and Home Health in Lexington, Ky., from July 2005 to January 2007 with compliance responsibilities within the company. Kelly worked for IBM in Lexington, Ky., from May 2002 through July 2005 as a software/quality engineer.

Certified by the NFLPA as a contract advisor, Kelly received a bachelor's degree in computer science from Kentucky in 2001 and earned a master's degree in business administration from the school in 2003. He also is active in the community and founded a non-profit corporation, Heart Power, that funds "The C.H.A.M.P. Camp," which is a non-profit youth football camp in Florida and Kentucky.

A native of Campbellton, Fla., Kelly was born on Nov. 27, 1979, and is married to Stephanie.

Lenny McGill

Assistant Director of College Scouting

Lenny McGill enters his third year in 2011 as the Denver Broncos' assistant director of college scouting, a position he was named to on May 1, 2009. He joined the Broncos after spending nine years as a college scout for Green Bay from 2000-08 following the conclusion of his six-year NFL playing career.

As a college scout with the Packers, McGill was responsible for scouting the Central Plains region. Hired by Green Bay on Feb. 2, 2000, he was part of five playoff berths and four division titles with the Packers while helping the club post the NFL's sixth-best regular-season record (84-60 / .583) from 2000-08.

Before beginning his scouting career, McGill played cornerback in the NFL and saw time in 62 career regular-season games (9 starts) and three postseason contests with Green Bay (1994-95), Atlanta (1996-97) and Carolina (1998). He totaled 104 tackles (84 solo), four interceptions (29 yds.), 16 pass breakups, one sack (5 yds.), two fumble recoveries and one forced fumble for his NFL career.

McGill played at Arizona State University from 1990-93 and was a two-year starter for the Sun Devils, earning honorable mention All-Pacific-10 Conference honors as a senior. He also lettered for three seasons on the Sun Devils' track and field team, finishing second in the conference in the triple jump as a sophomore.

McGill attended Orange Glen High School in Escondido, Calif., where he was a four-year letterman in football, basketball and track who was inducted into the San Diego High School Hall of Fame in 2002. He was named one of the top 10 defensive backs in the country by The Sporting News and was ranked No. 1 in the nation in the triple jump as a senior.

A graduate of Arizona State with a bachelor's degree in criminal justice, McGill was born on May 31, 1971, in Long Beach, Calif.

Adam Peters

National Scout

Adam Peters is in his third year scouting for the Denver Broncos in 2011 and in his first year as a national scout. During his first two years with the Broncos (2009-10), he was responsible for scouting the Western region.

Peters joined the Broncos after spending six seasons (2003-08) in the New England Patriots' personnel department, including his final three years with the club as an area scout. In 2005, he handled pro scouting duties for the Patriots.

Peters entered the NFL in 2003 as a scouting assistant with New England and was a member of its staff for consecutive Super Bowls wins (XXXVIII in 2003 and XXXIX in '04) with the club during that time. The Patriots' 45-11 (.804) overall record from 2003-05 was the best mark in the NFL.

Before joining the Patriots, Peters served as a football operations graduate assistant at UCLA in 2002 after playing defensive end for the Bruins from 1999-2001. He transferred to UCLA from West Valley Junior College in Saratoga, Calif., where he played tight end for two seasons (1997-98) and earned all-conference honors.

A native of Cupertino, Calif., Peters attended Monta Visa High School (Cupertino, Calif.) and was a two-sport standout in football and baseball during his prep career.

Dave Bratten

College Scout. Coord. / Mt. Area Scout

Dave Bratten is in his 13th season with the Denver Broncos' organization in 2011 and his 11th year in the college scouting department. He works as the Broncos' college scouting coordinator and also evaluates the mountain area for the club.

The 37-year-old, who initially joined the Broncos in 1997 as a media relations intern, earned a master's degree in sports management from Georgia Southern University in 1998 and a bachelor's degree in English from Monmouth (Ill.) College in 1996. Bratten is a graduate of Arvada West High School in Arvada, Colo.

Dave, and his wife Kim, along with their newborn daughter Sidney, reside in Lakewood, Colo.

Eugene Armstrong

Mid-South Area Scout

Eugene Armstrong enters his fifth season as a college scout with the Denver Broncos in 2011 and evaluates the Mid-South area for the franchise. He was responsible for the Southeast region during his first four seasons with the club (2007-10).

Armstrong joined the Broncos after spending seven years (2000-06) working in the Houston Texans' personnel department, including his final three seasons with the club as a college scout evaluating the Southwest and Midwest regions.

He was hired by the Texans in 2000 as a scouting intern and was promoted to a college scouting assistant in 2002 for the franchise's inaugural season. In that capacity, he maintained the club's college database and reviewed prospect tapes while scouting Texas, Louisiana and Oklahoma.

Armstrong earned a bachelor's degree in business administration from the University of Tulsa, where he played safety for the Golden Hurricanes.

Born on Jan. 15, 1977, Armstrong played football and baseball at Elsik High School in Houston, where he currently resides. He has a daughter, Shelbi.



Scott DiStefano

Midwest Area Scout

Scott DiStefano is in his 30th year with the Denver Broncos' personnel department in 2011 and scouts the Midwest area for the club.

He began his career with the Broncos scouting the Rocky Mountain and Southwest regions before shifting his focus to the Midwest in 1990. In addition to his scouting duties with the Broncos during the 1980s, DiStefano also assisted with the breakdown of film cutups for Assistant Head Coach Joe Collier.

DiStefano, 54, was a quarterback at Colorado State University from 1976-80. Although he had opportunities to play for the Hamilton Tiger-Cats and Edmonton Eskimos of the Canadian Football League, he opted to begin his coaching career as a graduate assistant at Colorado State in 1981. He served in that capacity for the year before coming to the Broncos in 1982.

A native of Alliance, Ohio, DiStefano was an all-conference quarterback in 1975 at Alliance High School, the same school that produced Pro Football Hall of Fame quarterback Len Dawson. Among the honors bestowed upon him was the 1974 Massillon (Ohio) JayCee's conference sportsmanship award, a prestigious honor from such a football-rich region of Ohio.



Cornell Green

Southwest Area Scout

Cornell Green enters his 32nd year scouting in the NFL and his 25th season doing so for the Denver Broncos in 2011. Responsible for scouting the Southwest area, Green also has served as a scouting consultant for the Broncos after evaluating the Southwest, South, East and Midwest regions earlier in his career with the club. In 2010, he earned the AFC Scout of the Year Award from the Fritz Pollard Alliance.

Before his involvement with the Broncos' organization, Green scouted for the Dallas Cowboys during and after his illustrious playing career. He began scouting for the Cowboys in 1970 while still an active player and continued scouting through 1979, at which time he entered private business until coming to the Broncos in 1987.

Green, 71, was signed by the Cowboys as a free agent and went on to play for Dallas from 1962-75, seeing time at cornerback for 10 years before moving over to safety for his last four seasons. Green earned Pro Bowl honors seven times, winning that accolade at both cornerback and safety. He recently was named the 10th-best undrafted player of all-time by NFL.com.

Green did not play college football but was a two-time All-American basketball player (1959-60 and 1961-62) at Utah State University, where he averaged 23 points per game at forward for the Aggies from 1959-62. Green is a member of the Basketball Hall of Fame in both the states of Oklahoma and Utah. His brother, Pumpsie Green, had a lengthy career in major league baseball.

A native of Boley, Okla., Cornell and his wife, Betty, have two children, Randy and Ronney, and make their home in Dallas.

Nick Schiralli

Atlantic Area Scout

Nick Schiralli enters his fourth season as a college scout for the Denver Broncos in 2011 and evaluates the Atlantic area for the franchise.

Schiralli joined the Broncos after spending two years (2006-07) as an offensive graduate assistant at the University of Florida, where he also was a four-year letterman as a wide receiver from 1996-99. He served in a variety of capacities with the Gators and was a part of their staff in 2006 that helped the team to a BCS national championship victory.

The 35-year-old spent four years working with the football program at the University of North Carolina from 2002-05. He was an offensive graduate assistant coach with the Tar Heels in 2005 after working as a recruiting administrator and special teams assistant from 2002-04.

Schiralli began his professional career in 2000 as the wide receiver coach at Cardinal Newman High School in West Palm Beach, Fla., before coaching wide receivers and special teams at Gainesville High School in Gainesville, Fla., in 2001.

As a wide receiver at Florida, Schiralli played 36 career games and was a two-time All-Southeastern Conference academic team selection. He was a member of the Gators' 1996 national championship squad as well as two SEC Championship teams and was named to the SEC's Good Works Team recognizing his efforts in the community.

Schiralli holds master's degrees in sports management and human performance/sports psychology from Florida. He also owns bachelor's degrees from Florida in telecommunications and public relations.

Nick is married to Jenny. They have a 3-year-old son, Cale, a 2-year-old daughter, Sawyer Mae and are expecting their third child in August.

Meghan Zobeck

Coordinator of Labor Operations

Meghan Zobeck enters her seventh season as a full-time employee with the Denver Broncos' organization in 2011 and is the club's coordinator of labor operations.

Zobeck ascended to her present role after working primarily in college scouting in the Broncos' personnel department as well as assisting operations in various capacities. Her current duties include working closely on player contract analysis and negotiations, market contract research and team forecast analysis as well as contributing to the team's compliance with the Collective Bargaining Agreement.

Zobeck, 29, started with the Broncos in the summer of 1997 working training camps with the operations department.

She earned a bachelor's degree in integrative physiology from the University of Colorado, where she worked as a student athletic trainer and in the football office. Zobeck is a graduate of University High School in Greeley, Colo.

Meghan and her husband, Matt, reside in Denver.

Phil Armatas

Player Personnel Asst./Area Scout

Phil Armatas enters his second season with the Denver Broncos in 2011 and his first as a player personnel assistant/area scout for the club. He will hold pro scouting as well as Northeast Area college scouting responsibilities.

Armatas, 30, spent the 2010 season as a Coaching/Personnel Assistant handling quality control duties and film breakdown on the defensive coaching staff. In addition, he provided evaluation and research for the Broncos' pro personnel department.

Before joining the Broncos, Armatas coached tight ends at Hofstra University in 2009 after spending three seasons (2006-08) as an offensive graduate assistant coach at Marshall University where he worked with the quarterbacks. He received a master's degree from Marshall in adult technical education in 2008.

A 2004 graduate of Kent State University with a bachelor's degree in criminal justice studies, Armatas began his career as an assistant coach at Canton McKinley Senior High School in Canton, Ohio, in 2005. He also taught at Canton McKinley in addition to his coaching responsibilities. During this time he also played arena league football for the AIFL Canton Legends.

Armatas was a three year letter winner in football and basketball at Canton McKinley during his high school playing career, where he was a member of back-to-back state champion and *USA Today* National Champion football teams. He was born on Dec. 29, 1980 and currently resides in Denver.

Dave Ziegler

Player Personnel Asst./Area Scout

Dave Ziegler enters his second season as a player personnel assistant/area scout with the Broncos in 2011. His duties include the scouting and evaluation of pro and college prospects. Additionally, he assists in production and presentation of advance scouting reports to coaching staffs.

Before coming to Denver, Ziegler was the special teams coordinator at Chaparral High School in Scottsdale, Ariz., where he also assisted with the running backs and tight ends.

Previously, he coached the wide receivers and special teams at Iona College in New Rochelle, N.Y., and at John Carroll University in University Heights, Ohio.

A three-time all-conference honoree as a wide receiver/punt returner/kick returner at John Carroll University, Ziegler holds several Blue Streak records, including career punt return yardage (1,203.), career punt returns for touchdowns (3), career punt return average (16.9 yds.), career kickoff return yardage (1,065), career kickoff returns for touchdowns (4) and career kickoff return average (30.4 yds.).

Ziegler was born on September 7, 1977 in Tallmadge, Ohio.

JOE ELLIS

PRESIDENT

Joe Ellis enters his first season as President of the Denver Broncos after he was elevated to that position on Jan. 5, 2011, following 16 years with the club. Ellis spent the previous three seasons as the team's Chief Operating Officer following 10 years as the Broncos' Executive Vice President of Business Operations.

He rejoined the Broncos for his second stint with the team in 1998 from the NFL's league office, where he had been Vice President of Club Administration and Stadium Management.

Ellis, who began his career with the Broncos as their Director of Marketing from 1983-85, operates atop the Broncos' management structure and has ultimate responsibility for the organization as team president. He communicates regularly with Executive Vice President of Football Operations John Elway on all matters involving the football team, and his extensive responsibilities with the club's business operations include financial management, marketing and sales, media relations, ticket operations, facilities and administrative efforts.

Additionally, Ellis speaks on behalf of Broncos Owner and Chief Executive Officer Pat Bowlen on all matters involving the franchise.

A driving force in helping with the creation of INVESCO Field at Mile High, which opened in 2001, Ellis oversees Stadium Management Company (SMC), which operates and manages the stadium. During his participation in all aspects of the stadium's management and development, he has worked very closely with important members of the political, business and civic communities that comprise the cultural fabric of Denver.

Ellis came to his present position with comprehensive expertise in the areas of stadium operations, fiscal planning, personnel management, marketing, media and community relations.

During his first stint with the Broncos as their Director of Marketing from 1983-85, Ellis was in charge of all marketing and promotions implemented by the club during that time. He left the Broncos following the 1985 season to obtain his master's degree from the J.L. Kellogg School of Management at Northwestern University. He graduated from Northwestern in 1988 and joined the NFL in 1990.

While with the NFL, Ellis was involved in several aspects of league operations with a strong focus on new stadium development. He was especially involved in the league's oversight of the Cleveland Browns' re-entry into the NFL in 1999.

Ellis represents the Broncos on numerous boards and civic organizations in the metropolitan area and received his bachelor's degree from Colorado College in 1980.

Joe and his wife, Ann, have three children: sons Si and Zander, and daughter Catherine.

BRONCOS SCORING STREAK

The Broncos enter the 2011 season on a 293-game scoring streak in the regular season that is the longest active streak in the NFL and the second-longest streak in league annals (San Francisco, 420 games, 1977-2004). Denver's scoring streak began during its Nov. 30, 1992, contest at Seattle.

DENVER'S 277-GAME REGULAR-SEASON SCORING STREAK

Year	Gms.	1st Pos./Ret.	1st Qtr.	2nd Qtr.	3rd Qtr.	4th Qtr.
1992	5	0	3	0	2	0
1993	16	7	8	6	1	1
1994	16	3	7	9	0	0
1995	16	7	10	5	1	0
1996	16	9	15	1	0	0
1997	16	5	12	4	0	0
1998	16	9	15	1	0	0
1999	16	8	11	2	3	0
2000	16	8	11	5	0	0
2001	16	4	9	7	0	0
2002	16	7	11	5	0	0
2003	16	8	12	3	1	0
2004	16	6	11	5	0	0
2005	16	7	10	6	0	0
2006	16	2	6	9	1	0
2007	16	6	10	4	1	1
2008	16	7	12	3	0	1
2009	16	3	8	6	2	0
2010	16	4	7	7	2	0
TOTALS	**293**	**110**	**188**	**88**	**14**	**3**

EXECUTIVE STAFF

John Elway
Executive Vice President
of Football Operations

Rich Slivka
General Counsel/
Executive Vice President

VICE PRESIDENTS

Mac Freeman
Senior Vice President
of Business Development

Dave Abrams
Vice President
of Security

Chip Conway
Vice President
of Operations

Cindy Kellogg
Vice President of
Community Development

Dennis Moore
Vice President of
Sales and Marketing

Jim Saccomano
Vice President of
Corporate Communications

Justin Webster
Vice President
of Finance

OFFICE OF THE OWNER

Bowlen Sports, Inc., is the corporate general partner of the Denver Broncos Football Club. BSI maintains responsibilities in the areas of finance and corporate family matters.

Mr. Pat Bowlen is the President & CEO of Bowlen Sports, Inc., in addition to his title as Owner & CEO of the Denver Broncos Football Club.

Lisa Williams
Executive Assistant
to the Owner & CEO

Jim Schafer
Assistant to the Owner & CEO

Veronica Ibarra
Executive Assistant to
Assistant to the Owner & CEO

Administrative Staff

Elaine Woodworth
Executive Assistant to President

Kathy Hatch
Executive Asst. to Exec. V.P. of Football Operations

Pam Papsdorf
Executive Assistant to Player Personnel

Jerry Butler
Director of Player Development

Mark Thewes
Assistant to Head Coach

Kristi Nichols
Assistant Coaches Secretary



Fred Fleming
Pro Scouting/ Dir. of Special Services

Medical Staff



Steve Antonopulos
Head Athletic Trainer

Corey Oshikoya
Assistant Athletic Trainer

Josh Hartman
Assistant Athletic Trainer

Vince Garcia
Assistant Athletic Trainer

Equipment

Chris Valenti
Equipment Manager

Mike Harrington
Asst. Equipment Manager

Jason Schell
Asst. Equipment Manager

Kenny Chavez
Asst. Equipment Manager

Football Information Systems / Video Operations

Tony Lazzaro
Director of Football Information Systems

Kevin Grogan
Senior Programmer/ Analyst

Steve Boxer
Video Director

Gary McCune
Video Operations Manager

Kirt Horiuchi
Video Assistant

Media Relations / Team Media

Patrick Smyth
Executive Director of Media Relations

Rebecca Villanueva
Media Services Manager

Erich Schubert
Media Relations Coordinator

Chris Hall
Manager of Team Media

Gray Caldwell
Editor, DenverBroncos.com/ Team Media

Stuart Zaas
Digital Media Coordinator

Community Development

Kelly Woodward
Director of Community Development

Billy Thompson
Director of Community Outreach

Finance

Fred Krebs
Manager of Cash/Treasury

Dianne Sehgal
Controller

Jenifer Brunetti
Payroll Administrator

Gina Johnson
Accounts Payable

Nanette Thompson
Assistant Controller

Kelly Trimble
Manager of Travel Services

Peggy Jackson
Revenue Accountant

Human Resources

Sheila Thomas
Director of Human Resources - Denver Broncos

Heather Brevik
Director of Human Resources - Stadium Management Company

Information Technology

Russ Trainor
Exec. Director of Information Technology

Chris Newman
IT Architect

Jason Moore
Senior IT Engineer

Mike Corey
IT Engineer

Miles Tihansky
IT Engineer

Gil Bencomo
IT Engineer

Marketing

Brady Kellogg
Senior Director of Corporate Partnerships

Sandy Young
Senior Manager of Marketing

Jon Carlson
Business Development Manager

Bobby Mestas
Manager of Fan Development

Derek Thomas
Manager, Marketing Partnerships

Matt Galante
Manager of Partnership Activation and Service

Erica Jennings
Manager of Partnership Activation and Service

Mallory Cleveland
Partnership Activation & Services Coordinator

Dustin Frost
Events and Special Projects Coordinator

Amanda Hutchings
Promotions and Entertainment Coordinator

Sadie Thomas
Graphic Designer

Brad Post
Mascot Coordinator

Cheerleaders

Teresa Shear
Director of Cheerleaders and Game Day Entertainment

Kelly Tilley
Director, Jr. Cheerleaders

Shelly Trujillo
Assistant Director, Cheerleaders

Operations

John Karpan
Operations Manager

Greg Johnson
Maintenance Coordinator

Adam Newman
Team Logistics Manager

Bryan Snyder
Team Nutritionist

Turf Operations

Troy Smith
Turf Manager

Kyle Bauman
Assistant Turf Manager

Cole Dudley
Assistant Turf Manager

Ticket Operations

Kirk Dyer
Executive Director of Ticket Operations and Admin.

Katie Delay
Director of Ticket Operations

Clark Wray
Ticket Operations and Database Manager

Patti Barban
ADA Manager

Chris Faulkner
Manager of Club Seat Sales and Service

Craig Walsh
Manager of Suite Sales

Jennifer Storm
Suite Services Coordinator

Dave Stutman
Senior Premium Seating Executive

Geoff Sanders
Senior Premium Seating Executive

Ben Racine
Club Seat Sales Executive

Alicia Hawks
Club Seat Sales Executive

Melissa Durian
Client Retention Executive

Stacie Quinton
Assistant Ticket Manager

Tiffany Mastroianni
Ticket Office Assistant

Stadium Management Company

Andy Gorchov
General Manager

Pat Jordan
Director of Broadcasting

Ross Kurcab
Turf Manager

Rick Seifert
Communications Manager

Scott Bliek
Manager of Event Services and Security

Howard Brown
Facility Operations Manager

Jon Applegate
Event Operations Manager

Matt Shine
Stadium Operations and Parking Manager

Anna Marie Martinez
Special Events Manager

Kendra Van Ness
Special Events Coordinator

Nick Young
Creative Services Manager

Lorraine Spargo
Director of Special Projects

Pat Tetrick
Guest Relations Coordinator

Jared Devine
Security Coordinator

Stadium Management Company

Cody Freeman
Assistant Turf Manager

Brett Seibel
Assistant Operations Manager

Amy Crawford
Operations Coordinator

Patrick Bowlen III
Event Operations

Ryan Kehn
Senior Media Designer/ Associate Producer

Jeremy Wecker
Audio Visual Services Coordinator

Chris Hoag
Lead Electrician

Steve Eggers
Carpenter

James Montoya
Maintenance

Mike Gray
Electrician

Chad Henderson
Assistant Chief Engineer

Terrance "Jamie" Perkins
Lead Plumber

Curt Norton
Plumber

Chris Hathaway
Turf Technician

Ryan Nienhueser
Scheduling and Staffing Administrator

Eileen Martinez
24-Hour Security Shift Supervisor

Henry Finch
Security Shift Supervisor

Keith Dietz
Security Shift Supervisor

Fran Williams
SMC Receptionist

Gail Dodson
SMC Receptionist

DENVER BRONCOS' WINNING TRADITION

Denver Broncos football enters its 52nd season in 2011 as the team seeks to return to the pinnacle of success it enjoyed with back-to-back Super Bowl wins in 1997 and '98. Playing for the 11th year at their glistening stadium, INVESCO Field at Mile High, the Broncos will perform before sellout crowds for the 42nd consecutive season, the first 31 of which came at Mile High Stadium. The team has sold out 317 consecutive regular-season games and 332 consecutive contests including playoff games. Broncos fans have watched their team amass one of the NFL's finest records since the club's first winning season in 1973, enduring just seven losing seasons—tied for the fewest in the NFL—as shown in the list below.

This season also marks Pat Bowlen's 28th as Owner and Chief Executive Officer of the Broncos. During that time, Denver has enjoyed a virtually unmatched level of success in the context of the entire NFL and within the American Football Conference Western Division.

FEWEST NUMBER OF LOSING SEASONS, NFL, 1973-2010

Houston^	6
Denver	**7**
Jacksonville*	7
Miami	7
Pittsburgh	7
Carolina*	9
Minnesota	9
Cleveland†	10
New England	10
Dallas	11
Washington	12
Oakland/L.A. Raiders	13
Green Bay	14
Tennessee/Houston	14
Philadelphia	15
San Diego	16
Seattle#	16
Balt. Ravens/Cleveland	17
Indianapolis/Baltimore Colts	17
New York Jets	17
San Francisco	17
Kansas City	18
New York Giants	18
St. Louis/L.A. Rams	18
Buffalo	19
Chicago	20
Cincinnati	20
New Orleans	21
Tampa Bay#	22
Atlanta	24
Arizona/Phoenix/St. Louis	26
Detroit	26

#began play in 1976
**began play in 1995*
†began play in 1999
^began play in 2002

NFL's Second Best Since 1975 — The Broncos' 331-230-1 (.590) record in the regular season since 1975 ranks second in the NFL during those 36 seasons.

TOP RECORDS AMONG NFL TEAMS, 1975-2010
(regular season only)

	Franchise	Record	Pct.
1.	Pittsburgh Steelers	342-219-1	.609
2.	**Denver Broncos**	**331-230-1**	**.590**
3.	Dallas Cowboys	324-238-0	.577
4.	Miami Dolphins	322-239-1	.574
5.	New England Patriots	315-247-0	.560

CHARTING THE BRONCOS' 10 DIVISION TITLES

Year	Record	AFC Playoff Record	Level Reached
1977*	12-2	2-0	Super Bowl XII
1978	10-6	0-1	AFC Divisional Playoff
1984	13-3	0-1	AFC Divisional Playoff
1986	11-5	2-0	Super Bowl XXI
1987*	10-4-1	2-0	Super Bowl XXII
1989*	11-5	2-0	Super Bowl XXIV
1991	12-4	1-1	AFC Championship
1996*	13-3	0-1	AFC Divisional Playoff
1998*	14-2	2-0	World Champions
2005	13-3	1-1	AFC Championship

**denotes seasons in which Broncos secured homefield advantage throughout AFC Playoffs.*

More than 650,000 people descended on downtown Denver on Jan. 27, 1998, to salute the World Champion Broncos two days after their victory over Green Bay in Super Bowl XXXII in San Diego. A parade through the streets of the city culminated in a rally at Civic Center Park, where Colorado Governor Roy Romer and Denver Mayor Wellington Webb officially welcomed the Super Bowl champions home. A similar gathering was held a year later on Feb. 1, 1999, when the Broncos returned home from Miami after defeating Atlanta in Super Bowl XXXIII. Governor-elect Bill Owens and Mayor Webb joined the festivities to salute the back-to-back World Champs.

DENVER TIES FOR THIRD IN NFL IN SUPER BOWL APPEARANCES — The Broncos made their sixth Super Bowl appearance against Atlanta on Jan. 31, 1999, and that total ties for third in NFL history behind Dallas (8) and Pittsburgh (8). Winners of back-to-back Super Bowls (XXXII and XXXIII), the Broncos are one of just seven franchises to "repeat" as World Champions.

MOST SUPER BOWL APPEARANCES, NFL HISTORY

	Franchise	Appearances	Games (wins asterisked)	Record
1.	Dallas Cowboys	8	V, VI*, X, XII*, XIII, XXVII*, XXVIII*, XXX*	5-3
	Pittsburgh Steelers	8	IX*, X*, XIII*, XIV*, XXX, XL*, XLIII*, XLV	6-2
3.	**Denver Broncos**	**6**	**XII, XXI, XXII, XXIV, XXXII*, XXXIII***	**2-4**
	New England Patriots	6	XX, XXXI, XXXVI*, XXXVIII*, XXXIX*, XLII	3-3
5.	Miami Dolphins	5	VI, VII*, VIII*, XVII, XIX	2-3
	Oakland/L.A. Raiders	5	II, XI*, XV*, XVIII*, XXXVII	3-2
	San Francisco 49ers	5	XVI*, XIX*, XXIII*, XXIV*, XXIX*	5-0
	Washington Redskins	5	VII, XVII*, XVIII, XXII*, XXVI*	3-2

COMING BACK STRONGER — The 1997-98 Broncos are one of only five teams to have posted a better record during the season following a Super Bowl victory.

SUPER BOWL CHAMPIONS TO POST BETTER RECORDS THE FOLLOWING SEASON

Team	Year	Record	Next Year's Rec.	Postseason Finish
New York Giants	2007	10-6	12-4	Lost NFC Divisional Game
Indianapolis Colts	2006	12-4	13-3	Lost AFC Divisional Game
Denver Broncos	**1997**	**12-4**	**14-2**	**Won Super Bowl XXXIII**
San Francisco 49ers	1988	10-6	14-2	Won Super Bowl XXIV
Pittsburgh Steelers	1974	10-3-1	12-2	Won Super Bowl X

BRONCOS THE MOST VICTORIOUS FOR ANY THREE-YEAR PERIOD — Denver's 34-19 victory over Atlanta in Super Bowl XXXIII gave it the most wins in a three-year period (46) and the second-most wins in a two-year period (33) in NFL history (regular season and playoffs).

NFL Record for Most Wins in a Three-Year Span

1. **Denver Broncos, 46 wins (1996-98)**
2. New England Patriots, 45 wins (2003-05)
   San Francisco 49ers, 45 wins (1988-90)
4. Dallas Cowboys, 44 wins (1992-94)
   Miami Dolphins, 44 wins (1971-73)

NFL Record for Most Wins in a Two-Year Span

1. New England Patriots, 34 wins (2003-04)
2. **Denver Broncos, 33 wins (1997-98)**
3. New England Patriots, 32 wins ('06-07, '07-08)
   San Francisco 49ers, 32 wins (1989-90)
   Miami Dolphins, 32 wins (1972-73)

Denver Broncos' Winning Tradition

Historical Start — The Broncos began the 1998 season by winning their first 13 games, a feat accomplished only six other times in NFL history.

TEAMS TO START 13-0 OR BETTER IN NFL HISTORY

Team	Year	Record	Reg. Season Finish	Postseason
New England	2007	16-0	16-0	Lost Super Bowl XLII
Indianapolis	2009	14-0	14-2	Lost Super Bowl XLIV
Miami	1972	14-0	14-0	Won Super Bowl VII
New Orleans	2009	13-0	13-3	Won Super Bowl XLIV
Indianapolis	2005	13-0	14-2	Lost AFC Divisional Playoff Game
Denver	**1998**	**13-0**	**14-2**	**Won Super Bowl XXXIII**
Chicago Bears	1934	13-0	13-0	Lost NFL Championship Game

18-Game Winning Streak — The Broncos won 18 consecutive games, including postseason, during their two-Super Bowl run from 1997-98. Denver's 18-game overall winning streak ties for the second longest in NFL history.

LONGEST WIN STREAKS IN NFL HISTORY (REGULAR SEASON AND POSTSEASON COMBINED)

	Team	Wins	Date Began-Ended	Accomplishments
1.	New England	21	10/5/03-10/31/04	Won Super Bowls XXXVIII and XXXIX
2.	**Denver**	**18**	**12/21/97-12/13/98**	**Won Super Bowls XXXII and XXXIII**
	New England	18	9/9/07-2/3/08	First-ever 16-0 regular season
	San Francisco	18	11/27/89-11/18/90	Won Super Bowl XXIV
	Miami	18	9/17/72-9/23/73	Won Super Bowl VII
	Chicago Bears	18	11/9/41-12/13/42	Won 1941 NFL Championship
	Chicago Bears	18	11/26/33-12/9/34	Won 1933 NFL Championship

Homefield Advantage — The Broncos' 216-81-0 (.727) overall record at home since 1975 is the best in the NFL. Denver owns an NFL-best 204-78-0 (.723) home record in the regular season since 1975 and is 12-3 (.800) in the postseason at home during this time.

TOP FIVE HOME RECORDS, NFL, 1975-2010

	Team	Regular Season	Postseason	Total	Pct.
1.	**Denver**	**204-78-0 (.723)**	**12-3 (.800)**	**216-81-0**	**.727**
2.	Pittsburgh	199-80-1 (.713)	18-7 (.720)	217-87-1	.713
3.	Minnesota	188-93-1 (.668)	8-5 (.615)	196-98-1	.666
4.	Baltimore	80-39-1 (.671)	1-2 (.333)	81-41-1	.663
5.	Dallas	184-97-0 (.655)	15-5 (.750)	199-102-0	.661

24 In A Row At Home — The Broncos won 24 consecutive home games in the regular season from 1996-98, marking the third-longest such winning streak in NFL history.

LONGEST REGULAR-SEASON HOME WIN STREAKS IN NFL HISTORY

	Team	Years	Wins	Accomplishments
1.	Miami	1971-74	27	Played in three consecutive Super Bowls, winning two (VII and VIII)
2.	Green Bay	1995-98	25	Played in back-to-back Super Bowls, winning one (XXXI)
3.	**Denver**	**1996-98**	**24**	**Won two Super Bowls (XXXII and XXXIII)**

Perfect In Denver — The Broncos' undefeated home finish in 1998 was the club's third in a row, making the Broncos only the fourth franchise in NFL history to complete three consecutive regular seasons at home without losing a game.

MOST CONSECUTIVE UNDEFEATED HOME SLATES IN NFL HISTORY

	Team	No.	Years	Records	Accomplishments
1.	Green Bay	4	1929-32	5-0, 6-0, 8-0, 5-0-1	Won NFL title from 1929-31
2.	**Denver**	**3**	**1996-98**	**8-0, 8-0, 8-0**	**Won Super Bowls XXXII and XXXIII**
	Miami	3	1972-74	7-0, 7-0, 7-0	Won Super Bowls VII and VIII
	Chicago Bears	3	1942-44	6-0, 5-0, 4-0-1	Won 1941 NFL Championship

Pat Bowlen Era (1984-2010)

NFL Team Comparison

Number of Winning Seasons

New England....19
Pittsburgh....19
Miami....17
San Francisco....17
Den., G.B., Ind., Phi. **16**

Number of Reg. Season Wins

San Francisco....259
Denver 255
Pittsburgh....252
New England....247
New York Giants....242

Division Titles

San Francisco....12
Pittsburgh....12
New England....11
Chicago 10
Dallas 9
Indianapolis....9
Denver 8

Playoff Appearances

San Francisco....16
Philadelphia....15
Pittsburgh....15
Indianapolis....14
New England....14
Minnesota....14
Den., Dal., G.B., NYG, Ten/Hou. **13**

Playoff Games

Pittsburgh....32
San Francisco....31
New England....31
Green Bay....29
Denver....26
Philadelphia....26

Conference Championship Games

Pittsburgh....9
San Francisco....8
Denver 7
New England 7

Super Bowl Appearances

New England 6
Denver 5
Buffalo, N.Y. Giants, San Francisco, Pittsburgh ..4

World Championships

San Francisco....4
Dallas, New England, N.Y. Giants....3
Denver, Pittsburgh, Washington, Green Bay **2**

AFC West Team Comparison

Number of Winning Seasons

Denver....16
Kansas City....15
Oakland/L.A. Raiders 9
San Diego....9

Number of Reg. Season Wins

Denver 255
Kansas City....222
San Diego....207
Oakland/L.A. Raiders 203

Division Titles

Denver 8
San Diego....7
Oakland/L.A. Raiders 5
Kansas City....5

Playoff Appearances

Denver....13
Kansas City....11
Oakland/L.A. Raiders 8
San Diego....8

Playoff Games

Denver....26
Oakland/L.A. Raiders 14
San Diego....14
Kansas City....14

AFC Championship Game Appearances

Denver 7
Oakland/L.A. Raiders 3
San Diego....2
Kansas City....1

Super Bowl Appearances

Denver 5
Oakland/L.A. Raiders 1
San Diego....1
Kansas City....0

World Championships

Denver 2
Kansas City....0
Oakland/L.A. Raiders 0
San Diego....0

PAT BOWLEN ERA (1984-2010)

AFC's Best Under Bowlen — The Broncos have posted the most wins (255) in the AFC and the second-most victories in the entire NFL since 1984 under the ownership of Pat Bowlen.

MOST REGULAR-SEASON WINS IN THE NFL, 1984-2010

	TEAM	W	L	T	PCT.
1.	San Francisco 49ers	259	171	1	.602
2.	**Denver Broncos**	**255**	**175**	**1**	**.593**
3.	Pittsburgh Steelers	252	178	1	.586
4.	New England Patriots	247	184	0	.573
5.	New York Giants	242	188	1	.563
6.	Philadelphia Eagles	239	188	4	.559
7.	Green Bay Packers	237	193	1	.551
	Miami Dolphins	237	194	0	.550
9.	Chicago Bears	233	198	0	.541
	Minnesota Vikings	233	198	0	.541
11.	Indianapolis Colts	229	202	0	.531
12.	Dallas Cowboys	226	205	0	.524
	Tennessee Titans	226	205	0	.524
14.	Kansas City Chiefs	222	207	2	.517
15.	Washington Redskins	216	214	1	.502
16.	New Orleans Saints	215	216	0	.499
17.	Seattle Seahawks	214	217	0	.497
18.	Buffalo Bills	209	222	0	.485
19.	San Diego Chargers	207	224	0	.480
20.	Oakland Raiders	203	228	0	.471
21.	New York Jets	202	228	1	.470
22.	St. Louis Rams	194	237	0	.450
23.	Atlanta Falcons	186	243	2	.434
24.	Tampa Bay Buccaneers	180	251	0	.418
25.	Cincinnati Bengals	173	257	1	.403
26.	Arizona Cardinals	162	268	1	.377
27.	Detroit Lions	158	272	1	.368
28.	Cleveland Browns#	157	225	1	.411
29.	Jacksonville Jaguars*	133	123	0	.520
30.	Baltimore Ravens^	128	111	1	.535
31.	Carolina Panthers*	119	137	0	.465
32.	Houston Texans%	55	89	0	.382

** - Began play in 1995; ^ - Began play in 1996; # - Includes 1984-95; '99-2008; % - Began play in 2002*

National Television Exposure — The Broncos have appeared in 262 nationally televised games during Pat Bowlen's 26 seasons of ownership (1984-2010).

BRONCOS NATIONALLY TELEVISED GAMES, 1984-2010

TYPE	NO.
National Doubleheader Games	108
Monday Night Games	49
Sunday Night Games	32
Postseason Games	26
Preseason Games	26
Saturday/Other Prime-Time Games	17
Thanksgiving Day Games	4
TOTAL	**262 Nationally Televised Games**

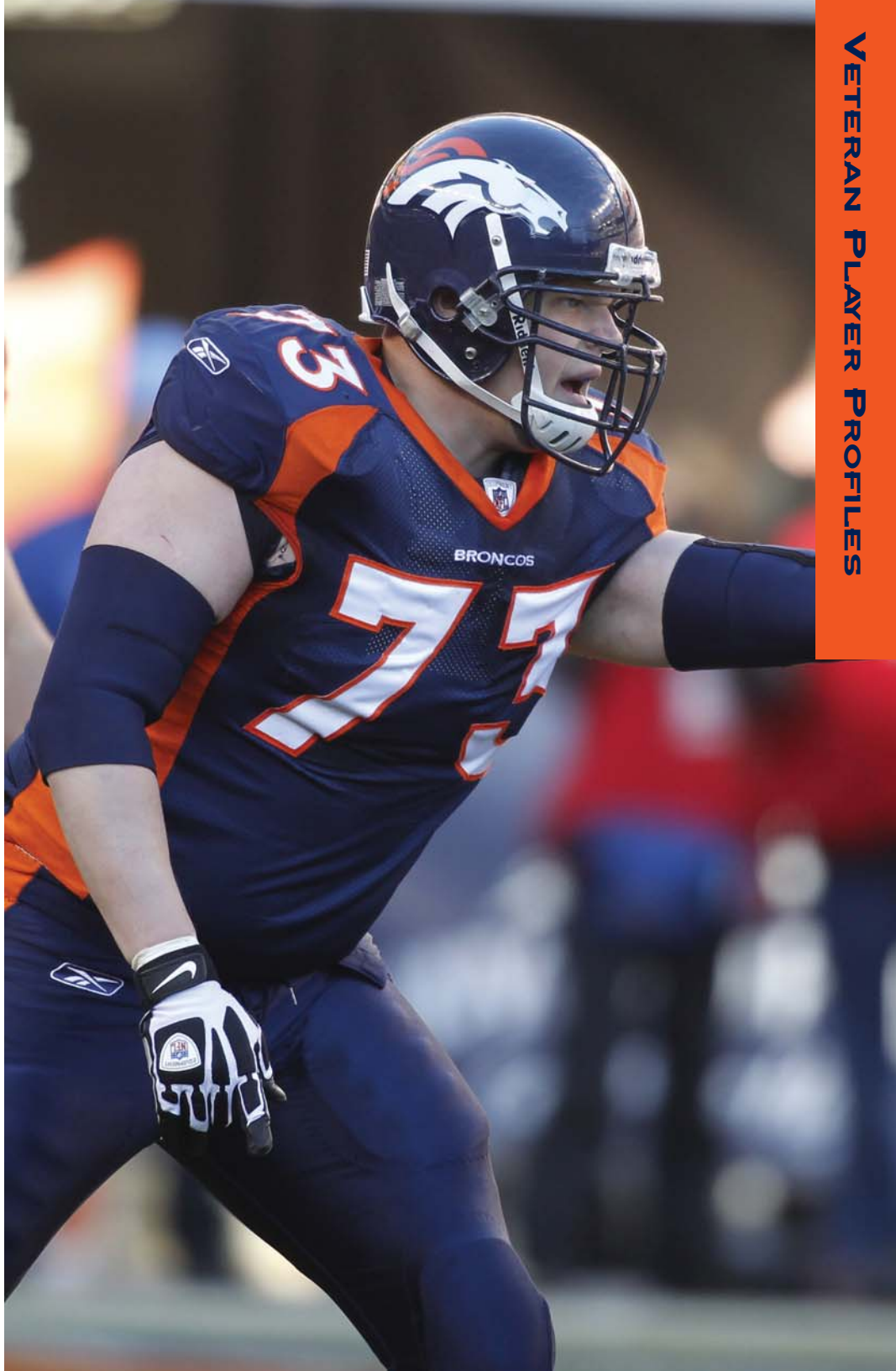



DAVID ANDERSON

5-10 • 193 • 6TH YR. • COLORADO STATE

BORN: July 28, 1983, in Westlake Village, Calif.

HIGH SCHOOL: Thousand Oaks High School, Thousand Oaks, Calif.

ACQUIRED: Free Agent, 2011

NFL YEAR: 6th • **YEAR WITH BRONCOS:** 1st

NFL GAMES PLAYED/STARTED: 61/10

89

WIDE RECEIVER

ANDERSON AT A GLANCE:

- A sixth-year wide receiver who played 61 games (10 starts) in his first five NFL seasons with Houston and totaled 81 receptions for 886 yards (10.9 avg.) with three touchdowns.
- Made an impact as a slot receiver with the Texans, contributing to a passing attack that ranked third in the NFL with 262.8 passing yards per game from 2007-10.
- Started a career-high eight contests for Houston in 2008 and established personal bests with 38 receptions for 370 yards (9.7 avg.).
- Played 47 games (43 starts) at Colorado State University and left the school as the program's all-time leader in receptions (200), receiving yards (3,330) and 100-yard receiving games (15).
- Broke the Rams' single-season marks with 72 receptions for 1,282 yards (17.8 avg.) as a sophomore in 2003.
- Selected by the Texans in the seventh round (251st overall) of the 2006 NFL Draft.

CAREER TRANSACTIONS: Signed by Houston as a draft choice 7/13/06; Waived by Houston 9/3/06; Signed by Houston (practice squad) 9/5/06; Signed by Houston (active roster) 10/17/06; Waived by Houston 9/1/07; Signed by Houston 9/25/07; Placed on injured reserve (shoulder) by Houston 12/15/10; Released by Houston 7/29/11; Signed by Denver 7/31/11.

2010: Anderson played 12 games (1 start) for Houston and totaled 11 receptions for 117 yards (10.6 avg.) before being placed on injured reserve (shoulder) on Dec. 15... Added four punt returns for 26 yards (6.5 avg.) vs. NYG (10/10).

2009: Anderson played in every game and started a career-high eight contests while ranking fifth on the Texans with 38 receptions for 370 yards (9.7 avg.)... Set a career-high with five reception (all first downs) for 52 yards (10.4 avg.) vs. Ten. (11/23)... Started but did not catch a pass in the season finale vs. N.E. (1/3), snapping a streak of 18 consecutive games with a reception.

2008: Anderson played all 16 games (1 start) for the first time in his career and recorded 19 receptions for 241 yards (12.7 avg.) with two touchdowns... Recorded touchdowns in back-to-back games vs. Cin. (10/26) and at Min. (11/2)... Made his first career start at Cle. (11/13)... Hauled in a career-long 65-yard pass at Oak. (12/21).

2007: Anderson played eight games (0 starts) for Houston and finished with 12 catches for 131 yards (10.9 avg.) with one touchdown... Tallied four receptions for 45 yards (11.3 avg.) and his first career touchdown vs. Ten. (10/21).

2006: Selected by Houston in the seventh round (251st overall) of the 2006 NFL Draft, Anderson played nine games (0 starts) as a rookie and posted one reception for 27 yards after spending the first five weeks of the season on the club's practice squad... Returned three kickoffs for 90 yards (30.0 avg.) at Ten. (10/29).

COLLEGE: Anderson appeared in 47 games (43 starts) at Colorado State University, where he left with the school career records for receptions (200) and receiving yards (3,330)... Added 20 touchdown catches (third most in CSU history) and turned in a program-record 15 100-yard receiving games... Broke the school's single-season records with 72 receptions for 1,282 yards (17.8 avg.) as a sophomore in 2003.

PERSONAL: Anderson attended Thousand Oaks High School in Thousand Oaks, Calif., where he broke every major school receiving record while earning league and team MVP honors in his final two prep seasons... Majored in speech communications at Colorado State... David Kent Anderson was born on July 28, 1983, in Westlake Village, Calif.

DID YOU KNOW?

The Broncos scored four touchdowns of at least 40 yards (two pass plays, one rushing play and one punt return) during their *Monday Night Football* win against Tennessee on Nov. 19, 2007, marking the first time in club history that feat was accomplished. Denver also became the first NFL team in four seasons to score four 40+yard touchdowns in the same game with its performance against the Titans.

ANDERSON'S REGULAR SEASON RECORD

				RECEIVING					PUNT RETURNS					SCORING					
Year	Club	G	S	No.	Yds.	Avg.	LG	TD	No.	Yds.	Avg.	LG	TD	TD	TDr	TDp	TDrt	2pt	Pts.
2006	Houston	9	0	1	27	27.0	27	0	0	0	0.0	—	0	0	0	0	0	0	0
2007	Houston	8	0	12	131	10.9	24	1	1	0	0.0	0	0	1	0	1	0	0	6
2008	Houston	16	1	19	241	12.7	65	2	0	0	0.0	—	0	2	0	2	0	0	12
2009	Houston	16	8	38	370	9.7	27	0	0	0	0.0	—	0	0	0	0	0	0	0
2010	Houston	12	1	11	117	10.6	35	0	4	26	6.5	17	0	0	0	0	0	0	0
CAREER TOTALS		**61**	**10**	**81**	**886**	**10.9**	**65**	**3**	**5**	**26**	**5.2**	**17**	**0**	**3**	**0**	**3**	**0**	**0**	**18**

ADDITIONAL STATISTICS: *Special teams tackles — 2006 (2), 2007 (1), 2008 (1), TOTAL (4). Kick returns — 2006 (3 for 90 yds., 30.0 avg., 38 LG), TOTAL (3 for 90 yds., 30.0 avg., 38 LG).*

ANDERSON'S SINGLE-GAME HIGHS

(Postseason in parentheses)

Receptions — 5, twice, last at St. Louis, 12/20/09 (none). **Receiving yards** — 65 at Oakland, 12/21/08 (none). **Longest reception** — 65 at Oakland, 12/21/08 (none). **Receiving touchdowns** — 1, three times, last vs. Minnesota, 11/2/08 (none). **Punt returns** — 4 vs. N.Y. Giants, 10/10/10 (none). **Punt return yards** — 26 vs. N.Y. Giants, 10/10/10 (none). **Longest punt return** — 17 vs. N.Y. Giants, 10/10/10 (none). **Kick returns** — 3 at Tennessee, 10/29/06 (none). **Kick return yards** — 90 at Tennessee, 10/29/06 (none). **Longest kick return** — 38 at Tennessee, 10/29/06 (none).

DAVID ANDERSON'S CAREER GAME-BY-GAME

(Victories asterisked)

2006 HOUSTON (6-10)			RECEIVING					SCORING	
Date	**Opponent**	**P/S**	**No.**	**Yds.**	**Avg.**	**LG**	**TD**	**2pt.**	**Pts.**
Games 1-5			PRACTICE SQUAD						
Oct 22	vs. Jacksonville*	P	0	0	0.0	—	0	0	0
Oct 29	at Tennessee	P	0	0	0.0	—	0	0	0
Nov 5	at N.Y. Giants		INACTIVE						
Nov 12	at Jacksonville*		DID NOT PLAY						
Nov 19	vs. Buffalo	P	0	0	0.0	—	0	0	0
Nov 26	at N.Y. Jets	P	0	0	0.0	—	0	0	0
Dec 3	at Oakland*	P	0	0	0.0	—	0	0	0
Dec 10	vs. Tennessee	P	0	0	0.0	—	0	0	0
Dec 17	at New England	P	1	27	27.0	27	0	0	0
Dec 24	vs. Indianapolis*	P	0	0	0.0	—	0	0	0
Dec 31	vs. Cleveland*	P	0	0	0.0	—	0	0	0
Regular Season Totals		**9/0**	**1**	**27**	**27.0**	**27**	**0**	**0**	**0**

2007 HOUSTON (8-8)			RECEIVING					SCORING	
Date	**Opponent**	**P/S**	**No.**	**Yds.**	**Avg.**	**LG**	**TD**	**2pt.**	**Pts.**
Games 1-3			NOT WITH TEAM / SIGNED BY HOUSTON ON SEPT. 25						
Sep 30	at Atlanta	P	1	9	9.0	0	0	0	0
Oct 7	vs. Miami*	P	1	19	19.0	19	0	0	0
Oct 14	at Jacksonville	P	3	33	11.0	11	0	0	0
Oct 21	vs. Tennessee	P	4	45	11.3	24	1	0	6
Oct 28	at San Diego	P	3	25	8.3	15	0	0	0
Nov 4	at Oakland*	P	0	0	0.0	—	0	0	0
Nov 18	vs. New Orleans*	P	0	0	0.0	—	0	0	0
Nov 25	at Cleveland	P	0	0	0.0	—	0	0	0
Games 12-16			INACTIVE						
Regular Season Totals		**8/0**	**12**	**131**	**10.9**	**24**	**1**	**0**	**6**

2008 HOUSTON (8-8)			RECEIVING					SCORING	
Date	**Opponent**	**P/S**	**No.**	**Yds.**	**Avg.**	**LG**	**TD**	**2pt.**	**Pts.**
Sep 7	at Pittsburgh	P	1	2	2.0	2	0	0	0
Sep 21	at Tennessee	P	0	0	0.0	—	0	0	0
Sep 28	at Jacksonville	P	0	0	0.0	—	0	0	0
Oct 5	vs. Indianapolis	P	1	4	4.0	4	0	0	0
Oct 12	vs. Miami*	P	0	0	0.0	—	0	0	0
Oct 19	vs. Detroit*	P	0	0	0.0	—	0	0	0
Oct 26	vs. Cincinnati*	P	2	28	14.0	22	1	0	6
Nov 2	at Minnesota	P	2	12	6.0	9	1	0	6
Nov 9	vs. Baltimore	P	4	46	11.5	22	0	0	0
Nov 16	at Indianapolis	P	2	26	13.0	14	0	0	0
Nov 23	at Cleveland*	S	1	11	11.0	11	0	0	0
Dec 1	vs. Jacksonville*	P	0	0	0.0	—	0	0	0
Dec 7	at Green Bay*	P	3	34	11.3	17	0	0	0
Dec 14	vs. Tennessee*	P	1	4	4.0	4	0	0	0
Dec 21	at Oakland	P	1	65	65.0	65	0	0	0
Dec 28	vs. Chicago*	P	1	9	9.0	9	0	0	0
Regular Season Totals		**16/1**	**19**	**241**	**12.7**	**65**	**2**	**0**	**12**

2009 HOUSTON (9-7)			RECEIVING					SCORING	
Date	Opponent	P/S	No.	Yds.	Avg.	LG	TD	2pt.	Pts.
Sep 13	vs. N.Y. Jets	P	1	14	14.0	14	0	0	0
Sep 20	at Tennessee*	P	1	7	7.0	7	0	0	0
Sep 27	vs. Jacksonville	P	2	13	6.5	9	0	0	0
Oct 4	vs. Oakland*	P	2	22	11.0	14	0	0	0
Oct 11	at Arizona	P	3	32	10.7	15	0	0	0
Oct 18	at Cincinnati*	S	1	12	12.0	12	0	0	0
Oct 25	vs. San Francisco*	S	2	10	5.0	8	0	0	0
Nov 1	at Buffalo*	S	3	51	17.0	27	0	0	0
Nov 8	at Indianapolis	S	3	19	6.3	11	0	0	0
Nov 23	vs. Tennessee	P	5	52	10.4	15	0	0	0
Nov 29	vs. Indianapolis	P	1	6	6.0	6	0	0	0
Dec 6	at Jacksonville	P	4	39	9.8	15	0	0	0
Dec 13	vs. Seattle*	S	4	49	12.3	27	0	0	0
Dec 20	at St. Louis*	S	5	34	6.8	10	0	0	0
Dec 27	at Miami*	S	1	10	10.0	10	0	0	0
Jan 3	vs. New England*	S	0	0	0.0	—	0	0	0
Regular Season Totals		**16/8**	**38**	**370**	**9.7**	**27**	**0**	**0**	**0**

2010 HOUSTON (6-10)			RECEIVING					SCORING	
Date	Opponent	P/S	No.	Yds.	Avg.	LG	TD	2pt.	Pts.
Sep 12	vs. Indianapolis*	P	0	0	0.0	—	0	0	0
Sep 19	at Washington*	P	1	1	1.0	1	0	0	0
Sep 26	vs. Dallas	P	1	6	6.0	6	0	0	0
Oct 3	at Oakland*	P	0	0	0.0	—	0	0	0
Oct 10	vs. N.Y. Giants	P	1	0	0.0	0	0	0	0
Oct 17	vs. Kansas City*	P	0	0	0.0	—	0	0	0
Nov 1	at Indianapolis	P	0	0	0.0	—	0	0	0
Nov 7	vs. San Diego	P	0	0	0.0	—	0	0	0
Nov 14	at Jacksonville	P	2	27	13.5	19	0	0	0
Nov 21	at N.Y. Jets	S	2	38	19.0	35	0	0	0
Nov 28	vs. Tennessee*				INACTIVE				
Dec 2	at Philadelphia	P	1	17	17.0	17	0	0	0
Dec 13	vs. Baltimore	P	3	28	9.3	13	0	0	0
			PLACED ON INJURED RESERVE (SHOULDER) ON DEC. 15						
Regular Season Totals		**12/1**	**11**	**117**	**10.6**	**35**	**0**	**0**	**0**

ROBERT AYERS

6-3 • 274 • 3rd Yr. • Tennessee

Born: Sept. 6, 1985, in Jersey City, N.J.

High School: Marlboro County High School, Bennettsville, S.C.

Acquired: Draft #1b (18th overall), 2009

NFL Year: 3rd • **Year with Broncos:** 2nd

NFL Games Played/Started: 26/11

91

Defensive End

AYERS AT A GLANCE:

- A third-year defensive end who totaled 57 tackles and 1.5 sacks (6.5 yds.) in his first two NFL seasons at the outside linebacker position.
- Started 10-of-11 games played in 2010 and tied for the team lead with 10 quarterback hits despite missing five games due to injury.
- Recorded a tackle for a loss in four consecutive games to start the 2010 season.
- Notched the longest scoring fumble return by a Broncos rookie in team history with his 54-yard touchdown on *Monday Night Football* vs. Pittsburgh (11/9/09).
- Led the University of Tennessee in tackles for a loss during each of his final two years at the school, totaling 27.5 tackles for negative yardage over that stretch.
- Earned second-team All-Southeastern Conference honors as a senior at Tennessee in 2008, starting all 12 games at defensive end and leading the conference with 15.5 tackles for a loss in addition to pacing Tennessee's defensive line with 49 tackles (34 solo).
- Shared the Andy Spiva Award as Tennessee's most improved defender in 2008 while helping the Volunteers tie for third in the country in total defense (263.5 ypg.) and rank 10th in the nation in scoring defense (16.8 ppg.).
- Selected by the Broncos in the first round (18th overall) of the 2009 NFL Draft.

CAREER TRANSACTIONS: Signed by Denver as a draft choice 8/3/09.

2010: Ayers posted 39 tackles (32 solo), 1.5 sacks (6.5 yds.), one pass defensed and one forced fumble in 11 games played (10 starts) in 2010... Tied for the team lead with 10 quarterback hits while ranking fourth on the club with six tackles for a loss... Recorded his first career sack (5 yds.) in the season opener at Jac. (9/12)... Had two tackles for a loss and helped set the edge at Ten. (10/3), limiting Titans running back Chris Johnson to his third-lowest rushing output (53 yds.) in 24 contests... Missed Games 6-10 with a foot injury.

2009: Selected by the Broncos in the first round (18th overall) of the 2009 NFL Draft, Ayers totaled 18 tackles (13 solo), two pass breakups and one fumble recovery in 15 games (1 start) for Denver as a rookie... Posted the longest fumble return touchdown by a rookie in club annals with his 54-yard score on *Monday Night Football* vs. Pit. (11/9)... Registered multiple tackles in five consecutive games (Games 4-8) and six times for the season... Made his first career start at Phi. (12/27) and recovered a fumble on special teams in that contest.

COLLEGE: Ayers totaled 113 tackles (80 solo), nine sacks (61 yds.), one interception (8 yds.) and four pass breakups in 48 career games (14 starts) at the University of Tennessee... Registered a team-high 27.5 tackles for a loss during his final two seasons for the Volunteers... Started all 12 games at right defensive end as a senior, totaling 49 tackles (34 solo), three sacks (29 yds.), 15.5 tackles for a loss (63 yds.) and one interception (8 yds.) to earn second-team All-Southeastern Conference honors... Led the SEC in tackles for a loss (15.5) while pacing the Volunteers' defensive line in tackles (49) as a senior.

PERSONAL: Ayers was an all-state selection as a linebacker during his senior year at Marlboro County High School in Bennettsville, S.C.... Selected to play in the Shrine Bowl of the Carolinas as a senior... Rated the third-best linebacker prospect in the nation and the second-best overall prospect in South Carolina by *PrepStar*... Had 112 tackles and five interceptions while handling kickoff return duties as a senior... Posted 94 stops, eight sacks and three interceptions as a junior... Ran the 100 meters and was part of his high school's 4x100 meter relay team... Majored in African studies at Tennessee... Robert Earnest Ayers Jr. was born on Sept. 6, 1985, in Jersey City, N.J.

AYERS' REGULAR SEASON RECORD

Year	Club	G	S	UT	A	TT	S-Yds.	I-Yds.	PD	FF	FR	TD-Int.	TD-FR	S	Pts.
2009	Denver	15	1	13	5	18	0-0	0-0	2	0	1	0	1	0	6
2010	Denver	11	10	32	7	39	1.5-6.5	0-0	1	1	0	0	0	0	0
CAREER TOTALS		**26**	**11**	**45**	**12**	**57**	**1.5-6.5**	**0-0**	**3**	**1**	**1**	**0**	**1**	**0**	**6**

ADDITIONAL STATISTICS: *Special teams tackles — 2009 (1), TOTAL (1). Recovered a fumble and returned it 54 yards for a touchdown vs. Pit. (11/9/09). Recovered a fumble on special teams at Phi. (12/27/09).*

ROBERT AYERS' CAREER GAME-BY-GAME

(Victories asterisked)

2009 DENVER (8-8)			TACKLES							
Date	Opponent	P/S	UT	A	TT	S-Yds.	I-Yds.	PD	FF	FR
Games 1-2		P	0	0	0	0-0	0-0	0	0	0
Sep 27	at Oakland*	P	1	0	1	0-0	0-0	0	0	0
Oct 4	vs. Dallas*	P	1	1	2	0-0	0-0	0	0	0
Oct 11	vs. New England*	P	2	0	2	0-0	0-0	0	0	0
Oct 19	at San Diego*	P	2	0	2	0-0	0-0	0	0	0
Nov 1	at Baltimore	P	2	0	2	0-0	0-0	0	0	0
Nov 9	vs. Pittsburgh	P	0	2	2	0-0	0-0	0	0	1
Nov 15	at Washington	P	0	1	1	0-0	0-0	1	0	0
Nov 22	vs. San Diego				INACTIVE					
Nov 26	vs. N.Y. Giants*	P	1	0	1	0-0	0-0	0	0	0
Dec 6	at Kansas City*	P	1	0	1	0-0	0-0	0	0	0
Dec 13	at Indianapolis	P	1	0	1	0-0	0-0	0	0	0
Dec 20	vs. Oakland	P	0	0	0	0-0	0-0	1	0	0
Dec 27	at Philadelphia	S	2	0	2	0-0	0-0	0	0	0
Jan 3	vs. Kansas City	P	0	1	1	0-0	0-0	0	0	0
Regular Season Totals		**15/1**	**13**	**5**	**18**	**0-0**	**0-0**	**2**	**0**	**1**

2010 DENVER (4-12)			TACKLES							
Date	Opponent	P/S	UT	A	TT	S-Yds.	I-Yds.	PD	FF	FR
Sep 12	at Jacksonville	S	4	1	5	1-5	0-0	0	0	0
Sep 19	vs. Seattle*	S	1	2	3	0.5-1.5	0-0	0	0	0
Sep 26	vs. Indianapolis	S	3	1	4	0-0	0-0	0	0	0
Oct 3	at Tennessee*	S	4	1	5	0-0	0-0	0	0	0
Oct 10	at Baltimore	S	2	0	2	0-0	0-0	0	0	0
Games 6-10					INACTIVE					
Nov 28	vs. St. Louis	S	2	0	2	0-0	0-0	0	0	0
Dec 5	at Kansas City	P	3	1	4	0-0	0-0	1	0	0
Dec 12	at Arizona	S	4	0	4	0-0	0-0	0	1	0
Dec 19	at Oakland	S	5	0	5	0-0	0-0	0	0	0
Dec 26	vs. Houston*	S	0	1	1	0-0	0-0	0	0	0
Jan 2	vs. San Diego	S	4	0	4	0-0	0-0	0	0	0
Regular Season Totals		**11/10**	**32**	**7**	**39**	**1.5-6.5**	**0-0**	**1**	**1**	**0**

CHAMP BAILEY

6-0 • 192 • 13TH YR. • GEORGIA

BORN: June 22, 1978, in Fort Campbell, Ky.
HIGH SCHOOL: Charlton County High School, Folkston, Ga.
ACQUIRED: Trade (Washington), 2004
NFL YEAR: 13th • **YEAR WITH BRONCOS:** 8th
NFL GAMES PLAYED/STARTED: 181/181 • **POSTSEASON:** 5/5

24

CORNERBACK

BAILEY AT A GLANCE:

- A 13th-year player and eighth-year Bronco whose 10 career Pro Bowl selections are the most by a cornerback in NFL history.
- Named to the NFL's All-Decade Team for the 2000s as chosen by the Pro Football Hall of Fame Selection Committee.
- Earned Associated Press All-Pro and Pro Bowl honors during each of his first four seasons in Denver from 2004-07 after spending five years with Washington to begin his NFL career.
- Tied for fifth in franchise history in Pro Bowl selections (6) and tied for fifth in club annals with 30 interceptions as a Bronco.
- Leads all NFL cornerbacks (3rd among all players) with 48 interceptions since his rookie year in 1999 while placing sixth in the league with 30 interceptions since joining the Broncos in 2004.
- Began his NFL career starting 99 consecutive regular-season games and has totaled the second-most starts (181) among league cornerbacks since his rookie year in 1999.
- Penalized for pass interference only three times during the last five years in the 360 times he was targeted (0.83%) according to Stats Inc.
- Recorded 18 interceptions with Denver from 2005-06, marking the most by an NFL player in a two-year stretch since Everson Walls had 18 interceptions for Dallas from 1981-82.
- Tied for the NFL lead in 2006 with a career-best 10 interceptions, which marked the second-highest single-season total in Denver history and propelled him to a second-place finish in the Associated Press' NFL Defensive Player of the Year voting.
- Turned in one of the most dramatic plays in NFL postseason annals when he returned an interception 100 yards in an AFC Divisional Playoff Game against New England (1/14/06), marking the longest non-scoring interception return in league playoff history.
- Became the youngest player in NFL history to post three interceptions in a game as a rookie with the Redskins (at Arizona, 10/17/99).
- Won the 1998 Bronko Nagurski Award at the University of Georgia as the nation's top defensive player while also earning consensus All-America honors that year.
- Joined the Broncos on March 4, 2004, in a trade with Washington that brought Bailey and a second-round draft choice (RB Tatum Bell) to Denver in exchange for running back Clinton Portis.
- Selected by Washington in the first round (7th overall) of the 1999 NFL Draft.

CAREER TRANSACTIONS: Signed by Washington as a draft choice 7/29/99; Traded to Denver 3/4/04; Signed by Denver 3/22/04.

24's TROPHY CASE

All-Decade Team	2000s
Pro Bowl Selections (10)	2000-07, '09-10
All-Pro (First Team) (3)	2004-06
All-Pro (Second Team)	2007

BAILEY OWNS MOST PRO BOWLS BY A CORNERBACK

MOST PRO BOWL SELECTIONS AT THE CORNERBACK POSITION, NFL HISTORY

	Player	Pro Bowls	Years Selected
1.	**Champ Bailey**	**10**	**2000-07, '09-10**
2.	Mike Haynes	9	1976-80, '82, '84-86
3.	Lemar Parrish	8	1970, '71, '74-77, '79-80
	Deion Sanders	8	1991-94, '96-99

BAILEY MAKING AN IMPACT

MOST INTERCEPTIONS BY A BRONCO, CAREER

	Player	INTs	Yds.	Avg.	TDs
1.	Steve Foley, 1976-86	44	622	14.1	1
2.	Goose Gonsoulin, 1960-66	43	542	12.6	2
3.	Billy Thompson, 1969-81	40	784	19.6	3
4.	Tyrone Braxton, 1987-93, '95-99	34	614	18.1	4
5.	Mike Harden, 1980-88	33	643	19.5	4
6.	**Champ Bailey, 2004-Pres.**	**30**	**322**	**11.5**	**3**
	Dennis Smith, 1981-94	30	431	14.4	0

MOST INTERCEPTIONS BY A BRONCO, SEASON

	Player	INTs	Yds.	Avg.	TDs
1.	Goose Gonsoulin, 1960	11	98	8.9	0
2.	**Champ Bailey, 2006**	**10**	**162**	**16.2**	**1**
3.	Deltha O'Neal, 2001	9	115	12.8	0
	Tyrone Braxton, 1996	9	128	14.2	1
	Willie Brown, 1964	9	140	15.6	0
6.	**Champ Bailey, 2005**	**8**	**139**	**17.4**	**2**
7.	Five Occurrences	7			

2010: Bailey was selected to his 10th career Pro Bowl—a record for NFL cornerbacks—after playing 15 games (15 starts) and totaling 45 tackles (41 solo), one sack (9 yds.), two interceptions (0 yds.) and 13 passes defensed... Named a defensive captain prior to the season... Earned a spot on the USA Football/NFLPA All-Fundamentals Team for his skill in playing the ball... Held Pro Bowl wide receiver Dwayne Bowe to zero catches and drew an offensive pass interference penalty in three targets at K.C. (12/5).

2009: Bailey, who was voted a team captain by his teammates and selected to his ninth Pro Bowl at cornerback (tied for most in NFL history), started all 16 games and finished fourth on the Broncos with 72 tackles (62 solo) while adding three interceptions (18 yds.), 15 pass breakups and one forced fumble... Earned his second consecutive Walter Payton NFL Man of the Year nomination by his team... Was the most targeted (98) defensive player in the league to not allow a touchdown... Moved into seventh in Broncos history with 28 interceptions... Helped Denver's pass defense rank third in the NFL, allowing only 186.3 passing yards per game... Named AFC Defensive Player of the Week after posting eight tackles, one interception and four pass breakups vs. Dal. (10/4).

2008: Bailey had 56 tackles (45 solo), one interception (0 yds.), four pass breakups, a team-high three forced fumbles and one sack (5 yds.) in nine games (9 starts) for Denver... Nominated as the Broncos' Walter Payton NFL Man of the Year... Injured his groin in the first half on *Monday Night Football* at N.E. (10/20) and was inactive for seven consecutive games before playing in the final two... Started alongside his brother, linebacker Boss Bailey, vs. S.D. (9/14) for the first time since his final season at Georgia in 1998... Added his second career sack—first since his rookie season in 1999—vs. Buf. (12/21).

2007: Bailey earned his eighth consecutive Pro Bowl selection along with second-team Associated Press All-Pro honors with Denver, starting all 15 games played and tying for third on the club (first among defensive backs) with 81 tackles (68 solo)... Added three interceptions (3 yds.) and 14 pass breakups in addition to five special-teams stops... Called for just one penalty (5 yds.) on the season.

2006: Bailey started all 16 games for Denver and posted career bests in tackles (98), interceptions (10) and pass breakups (30)... Earned consensus first-team Associated Press All-Pro honors for the third consecutive season and was chosen to play in the Pro Bowl for the seventh year in a row... Placed second in the AP's NFL Defensive Player of the Year voting... Led the NFL with 11 takeaways... His 10 interceptions marked the second-best single-season total in club annals and tied for the NFL lead... Earned the AFC's Defensive Player of the Month award for the second time in his career when he was recognized for his play in October when he posted three interceptions, 20 tackles (13 solo) and nine pass breakups that month.

2005: Bailey played 14 games (14 starts) and finished fourth on the Broncos with 72 tackles (62 solo) while leading the team with a career-high eight interceptions (139 yds.) and 28 pass breakups... Earned first-team Associated Press All-Pro and Pro Bowl honors, helping Denver win the AFC West and advance to the AFC Championship Game... Tied for fourth in the league with eight interceptions... Returned two of his interceptions for touchdowns to become the sixth player in team annals to return two interceptions for scores in a single season... Had at least one interception in a team-record five consecutive games midway through the year and forced two fumbles on the season... Totaled one interception in each of the Broncos' three November contests to earn AFC Defensive Player of the Month honors... In an AFC Divisional Playoff Game vs. N.E. (1/14), the Patriots were driving for a potential go-ahead score in

BAILEY'S INTs BY QUARTERBACK

**denotes win (Bailey's teams are 31-14, including postseason, in games in which he records an interception.)*

QB	INTs	Dates
Jake Plummer	5	2 at Ari. 10/17/99*, 1 vs. Ari., 12/12/99* 1 vs. Ari. 12/24/00*, 1 vs. Ari., 9/8/02*
Trent Green	3	1 at Stl., 11/20/00*, 1 vs. K.C., 9/12/04*, 1 at K.C., 12/4/05
Matt Hasselbeck	3	1 vs. Sea., 11/4/01*, 1 vs. Sea., 12/3/06, 1 vs. Sea., 9/19/10*
Charlie Batch	2	at Det., 9/10/00
Tom Brady	2	1 vs. N.E., 9/28/03*, 1 vs. N.E., 1/14/06* (AFC Divisional)
Aaron Brooks	2	1 at N.O., 12/30/01*, 1 at N.O., 11/21/04*
Kerry Collins	2	1 at NYG, 12/7/03*, 1 at Oak., 11/13/05*
Brodie Croyle	2	1 at K.C., 11/11/07*, 1 vs. K.C., 12/9/07*
Gus Frerotte	2	1 vs. Det., 1/8/00* (NFC Wild Card), 1 at Mia., 9/11/05
Charlie Frye	2	1 at Cle., 10/22/06*, 1 vs. Oak., 12/20/09
Matt Leinart	2	at Ari., 12/17/06*
Donovan McNabb	2	1 vs. Phi., 11/26/00, 1 at Phi., 12/27/09
Steve McNair	2	1 at Ten., 10/6/02*, 1 vs. Bal., 10/9/06*
Carson Palmer	2	1 at Cin., 10/25/04, 1 vs. Cin., 12/24/06*
Philip Rivers	2	vs. S.D., 9/14/08*, 1 at S.D., 11/22/10
Ben Roethlisberger	2	at Pit., 11/5/06*
Troy Aikman	1	vs. Dal., 9/12/99
Drew Bledsoe	1	at Dal., 11/24/05*
Kyle Boller	1	vs. Bal., 12/11/05*
Drew Brees	1	vs. S.D., 9/18/05*
Dave Brown	1	vs. Ari., 10/17/99*
Doug Flutie	1	at S.D., 9/9/01
Jeff Garcia	1	at S.F., 9/22/02
Eli Manning	1	at NYG, 10/23/05
Josh McCown	1	vs. Oak., 9/16/07*
Tony Romo	1	vs. Dal., 10/4/09*
Alex Smith	1	vs. S.F., 12/31/06
Vinny Testaverde	1	vs. NYJ, 11/20/05*
Andrew Walter	1	vs. Oak., 10/15/06*

BAILEY AMONG NFL LEADERS IN INTERCEPTIONS

MOST INTERCEPTIONS, NFL, 1999-2010
(Bailey's NFL Career)

	Player	Team	INTs
1.	Darren Sharper	N.O./Min./G.B.	61
2.	Ed Reed	Baltimore	54
3.	**Champ Bailey**	**Den./Was.**	**48**
4.	Dré Bly	S.F./Den./Det./Stl.	43
5.	Charles Woodson	G.B./Oak.	42
	Asante Samuel	Phi./N.E.	42

MOST INTERCEPTIONS, NFL, 2004-10
(Bailey's Broncos Career)

	Player	Team	INTs
1.	Ed Reed	Baltimore	42
2.	Asante Samuel	Phi./N.E.	40
3.	DeAngelo Hall	Was./Oak./Atl.	32
4.	Charles Woodson	G.B./Oak.	32
5.	Darren Sharper	N.O./Min./G.B.	31
6.	**Champ Bailey**	**Denver**	**30**

the third quarter when Bailey intercepted Tom Brady's pass in the end zone and returned it 100 yards to the New England 1-yard line to set up a Denver touchdown... The play marked the longest return in team annals as well as the longest non-scoring and second-longest interception return in NFL postseason history... Hamstring injury forced him to miss the first two games of his NFL career (Games 4-5).

2004: Bailey started all 16 regular-season games with the Broncos after being acquired from Washington in a blockbuster offseason trade... Earned his fifth consecutive trip to the Pro Bowl and first Associated Press All-Pro nomination after a stellar campaign... Ranked fourth on the team and led all Denver cornerbacks in tackles with 84 (74 solo)... Tallied a team-high three interceptions (0 yds.) along with 13 pass breakups while appearing on offense in three games (one catch for 11 yds. vs. K.C. 9/12).

2003: Bailey earned his fourth consecutive trip to the Pro Bowl during his final season with Washington, starting all 16 games and finishing with 72 tackles (61 solo), two interceptions (2 yds.), two fumble recoveries and one forced fumble... Posted 17 pass breakups.

2002: Bailey registered 84 tackles (67 solo) and added three interceptions (2 yds.) as a 16-game starter for the Redskins... Earned his third consecutive Pro Bowl berth... Credited with 28 pass breakups on the year... Saw his first action on offense since 2000 vs. Phi. (9/16).

2001: Bailey started all 16 games at cornerback for Washington and received Pro Bowl honors for the second time in his career... Finished fifth on the Redskins in tackles (51) and tied for second in interceptions (3)... Credited with a team-high 18 pass breakups, one forced fumble and one fumble recovery.

2000: Bailey was voted a starting cornerback on the NFC Pro Bowl team and helped anchor the NFL's second-ranked pass defense, totaling team highs in interceptions (5-48 yds.) and pass breakups (14)... Totaled 66 tackles (52 solo) while starting all 16 games for Washington... Was used on offense, catching three passes for 78 yards (26.0 avg.), including a long of 42, and rushing for one touchdown... Named The Quarterback Club Redskins Player of the Year... Started at cornerback and wide receiver vs. Bal. (10/15).

1999: Selected by Washington in the first round (7th overall) of the 1999 NFL Draft, Bailey started all 16 games at cornerback and finished second on the Redskins in interceptions (5-55 yds.) while posting 83 tackles (64 solo), 19 pass breakups and one sack (12 yds.)... Made 54 blocks and 14 tackles (10 solo) on special teams... Honored by the NFL as its October Defensive Rookie of the Month... Picked off a Troy Aikman pass for his first career interception vs. Dal. (9/12)... Was named NFC Defensive player of the Week after intercepting three passes at Ari. (10/17) to become the youngest player in NFL history to perform such a feat.

COLLEGE: Bailey was regarded as one of college football's greatest multiple threats (offense, defense and special teams) in 33 career games (24 starts) at the University of Georgia... Averaged 103.5 all-purpose yards per game and logged 957 plays (547 defense, 301 offense and 109 special teams) on his way to earning consensus All-America and first-team All-Southeastern Conference honors and claiming the Bronko Nagurski Award as the nation's top defensive player during his junior season... Had 52 tackles (four for losses), three interceptions, seven pass breakups, 47 receptions for 744 yards (15.8 avg.), five touchdowns, 16 carries for 84 yards, 12 kick-off returns for 261 yards and four punt returns for 49 yards as a junior.

PERSONAL: Bailey attended Charlton County High School in Folkston, Ga., where he was a Class-A all-state selection in football while earning *USA Today* honorable mention All-America honors and second-team all-south accolades... Voted MVP in each of his final three seasons... Rushed for 1,858 yards with 28 touchdowns, threw for 277 yards, averaged 33.3 yards on punts and totaled 37 tackles along with two interceptions as a senior... Rushed for 3,573 yards with 58 touchdowns, passed for 1,211 yards with 10 scores, gained 5,855 total yards and scored 394 points during his prep career... Also posted 80 tackles, eight interceptions and four fumble recoveries... Was an honorable mention all-state selection in basketball and the state high jump champion as a junior... Set a school indoor long jump record of 25-10 3/4 feet to finish third at the SEC Indoor Track and Field Championships as a junior at Georgia in 1998... Younger brother, Boss, was an All-SEC linebacker at Georgia and

IT STARTS WITH CHAMP

MOST STARTS BY A CORNERBACK, NFL, 1999-2010

	Cornerback	Team	Starts
1.	Ronde Barber	Tampa Bay	191
2.	**Champ Bailey**	**Denver/Washington**	**181**
3.	Charles Woodson	Green Bay/Oakland	165
4.	Antoine Winfield	Minnesota/Buffalo	153
5.	Nate Clements	San Francisco/Buffalo	144

was selected by the Detroit Lions in the second round of the 2003 NFL Draft... Boss signed with Denver as an unrestricted free agent in 2008... Although his given first name is Roland, Bailey was nicknamed "Champ" by his mother... First back-to-back winner of the Colorado Sports Hall of Fame's Pro Athlete of the Year award (2005-06) and became one of four athletes in the state's history who have won the award multiple times... Named the Denver Athletic Club's Athlete of the Year for 2010... Roland "Champ" Bailey was born on June 22, 1978, in Fort Campbell, Ky., and was raised in Folkston, Ga.

BAILEY IN THE RUNNING FOR DEFENSIVE PLAYER OF THE YEAR

2006 NFL DEFENSIVE PLAYER OF THE YEAR VOTING (ASSOCIATED PRESS)

	Player	Position	Team	Votes
1.	Jason Taylor	Defensive End	Miami	22
2.	**Champ Bailey**	**Cornerback**	**Denver**	**16**
3.	Shawne Merriman	Linebacker	San Diego	6
4.	Brian Urlacher	Linebacker	Chicago	4
5.	Ray Lewis	Linebacker	Baltimore	1
	Trevor Pryce	Defensive End	Baltimore	1

BAILEY'S REGULAR SEASON RECORD

Year	Club	G	S	UT	A	TT	S-Yds.	I-Yds.	PD	FF	FR	TD-Int.	TD-FR	S	Pts.
1999	Washington	16	16	64	19	83	1-12	5-55	19	0	0	1	0	0	6
2000	Washington	16	16	52	14	66	0-0	5-48	14	0	1	0	0	0	0
2001	Washington	16	16	49	2	51	0-0	3-17	18	1	1	0	0	0	0
2002	Washington	16	16	67	17	84	0-0	3-2	28	0	0	0	0	0	0
2003	Washington	16	16	61	11	72	0-0	2-2	17	1	2	0	0	0	0
2004	Denver	16	16	74	10	84	0-0	3-0	13	0	0	0	0	0	0
2005	Denver	14	14	62	10	72	0-0	8-139	28	2	0	2	0	0	12
2006	Denver	16	16	84	14	98	0-0	10-162	30	0	1	1	0	0	6
2007	Denver	15	15	68	13	81	0-0	3-3	14	0	0	0	0	0	0
2008	Denver	9	9	45	11	56	1-5	1-0	4	3	0	0	0	0	0
2009	Denver	16	16	62	10	72	0-0	3-18	15	1	0	0	0	0	0
2010	Denver	15	15	41	4	45	1-9	2-0	13	0	0	0	0	0	0
CAREER TOTALS		**181**	**181**	**729**	**135**	**864**	**3-26**	**48-446**	**213**	**8**	**5**	**4**	**0**	**0**	**24**
BRONCOS TOTALS		**101**	**101**	**436**	**72**	**508**	**2-14**	**30-322**	**117**	**6**	**1**	**3**	**0**	**0**	**18**

ADDITIONAL STATISTICS: *Special teams tackles — 1999 (12), 2000 (4), 2003 (1), 2007 (5), 2008 (3), 2009 (2), TOTAL (27). Miscellaneous tackles — 2000 (1), TOTAL (1). Punt returns — 2000 (1 for 65 yds., includes a 54-yd. handoff, 1 FC), 2002 (24 for 238 yds., 9.9 avg., 4 FC, 39 LG), TOTAL (25 for 303 yds., 12.1 avg., 5 FC, 54 LG). Kick returns — 2002 (1 for 17 yds.), TOTAL (1 for 17 yds.). Receptions — 2000 (3 for 78 yds., 26.0 avg., 42 LG), 2004 (1 for 11 yds.), TOTAL (4 for 89 yds., 22.3 avg., 42 LG). Rushes — 2000 (1 for 7 yds., TD), 2002 (1 for 4 yds.), TOTAL (2 for 11 yds., 5.5 avg., 7 LG, TD).*

BAILEY'S POSTSEASON RECORD

Year	Club	G	S	UT	A	TT	S-Yds.	I-Yds.	PD	FF	FR	TD-Int.	TD-FR	S	Pts.
1999	Washington	2	2	4	0	4	0-0	1-5	2	0	0	0	0	0	0
2004	Denver	1	1	7	0	7	0-0	0-0	0	0	0	0	0	0	0
2005	Denver	2	2	3	2	5	0-0	1-100	4	0	0	0	0	0	0
CAREER TOTALS		**5**	**5**	**14**	**2**	**16**	**0-0**	**2-105**	**6**	**0**	**0**	**0**	**0**	**0**	**0**
BRONCOS TOTALS		**3**	**3**	**10**	**2**	**12**	**0-0**	**1-100**	**4**	**0**	**0**	**0**	**0**	**0**	**0**

BAILEY'S SINGLE-GAME HIGHS

(Postseason in parentheses)

Interceptions — 3 at Arizona, 10/17/99 (1, twice, last vs. New England, 1/14/06). **Interception return yards** — 70 vs. San Francisco, 12/31/06 (100 vs. New England, 1/14/06). **Sacks** — 1, three times, last at Kansas City, 12/5/10 (none). **Sack yards** — 12 at Philadelphia, 11/14/99 (none). **Receptions** — 2 vs. Arizona, 12/24/00 (none). **Receiving yards** — 54 vs. Arizona, 12/24/00 (none). **Longest reception** — 42 vs. Arizona, 12/24/00 (none). **Receiving touchdowns** — None (none). **Rushes** — 1, twice, last vs. Philadelphia, 9/16/02 (none). **Rushing yards** — 7 vs. Arizona, 12/24/00 (none). **Longest rush** — 7 vs. Arizona, 12/24/00 (none). **Rushing touchdowns** — 1 vs. Arizona, 12/24/00 (none). **Punt returns** — 5, three times, last vs. Dallas, 12/29/02 (none). **Punt return yards** — 69 at Dallas, 11/28/02 (none). **Longest punt return** — 54-yd. handoff vs. Dallas, 9/18/00 (none). **Punt return touchdowns** — None (none). **Kick returns** — 1 vs. Dallas, 12/29/02 (none). **Kick return yards** — 17 vs. Dallas, 12/29/02 (none). **Longest kick return** — 17 vs. Dallas, 12/29/02 (none). **Kick return touchdowns** — None (none).

BAILEY'S MULTIPLE-INTERCEPTION GAMES (4)

**denotes win (Bailey's teams are 3-1 when he records more than one interception in a game.)*

Date	Opponent	I-Yds.		
10/17/99	at Arizona*	3-51		
9/10/00	at Detroit	2-0		
11/5/06	at Pittsburgh*	2-5		
12/17/06	at Arizona*	2	-	3

CHAMP BAILEY'S CAREER GAME-BY-GAME

(Victories asterisked)

1999 WASHINGTON (10-6) TACKLES

Date	Opponent	P/S	UT	A	TT	S-Yds.	I-Yds.	PD	FF	FR
Sep 12	vs. Dallas	S	4	2	6	0-0	1-4	1	0	0
Sep 19	at N.Y. Giants*	S	7	1	8	0-0	0-0	0	0	0
Sep 26	at N.Y. Jets*	S	5	0	5	0-0	0-0	2	0	0
Oct 3	vs. Carolina*	S	6	2	8	0-0	0-0	2	0	0
Oct 17	at Arizona*	S	2	2	4	0-0	3-51	3	0	0
Oct 24	at Dallas	S	2	0	2	0-0	0-0	0	0	0
Oct 31	vs. Chicago*	S	7	1	8	0-0	0-0	1	0	0
Nov 7	vs. Buffalo	S	3	1	4	0-0	0-0	0	0	0
Nov 14	at Philadelphia	S	2	0	2	1-12	0-0	1	0	0
Nov 21	vs. N.Y. Giants*	S	3	1	4	0-0	0-0	2	0	0
Nov 28	vs. Philadelphia*	S	3	1	4	0-0	0-0	0	0	0
Dec 5	at Detroit	S	4	2	6	0-0	0-0	1	0	0
Dec 12	vs. Arizona*	S	2	1	3	0-0	1-0	1	0	0
Dec 19	at Indianapolis	S	4	1	5	0-0	0-0	1	0	0
Dec 26	at San Francisco*	S	3	1	4	0-0	0-0	2	0	0
Jan 2	vs. Miami*	S	7	3	10	0-0	0-0	2	0	0
Regular Season Totals		**16/16**	**64**	**19**	**83**	**1-12**	**5-55**	**19**	**0**	**0**
Jan 8	vs. Detroit*§	S	3	0	3	0-0	1-5	2	0	0
Jan 15	at Tampa Bay†	S	1	0	1	0-0	0-0	0	0	0
Postseason Totals		**2/2**	**4**	**0**	**4**	**0-0**	**1-5**	**2**	**0**	**0**

§NFC Wild Card Game; †NFC Divisional Playoff Game

2000 WASHINGTON (8-8) TACKLES

Date	Opponent	P/S	UT	A	TT	S-Yds.	I-Yds.	PD	FF	FR
Sep 3	vs. Carolina*	S	8	0	8	0-0	0-0	1	0	0
Sep 10	at Detroit	S	1	1	2	0-0	2-0	2	0	0
Sep 18	vs. Dallas	S	2	0	2	0-0	0-0	0	0	1
Sep 24	at N.Y. Giants*	S	6	1	7	0-0	0-0	1	0	0
Oct 1	vs. Tampa Bay*	S	4	1	5	0-0	0-0	0	0	0
Oct 8	at Philadelphia*	S	2	1	3	0-0	0-0	0	0	0
Oct 15	vs. Baltimore*	S	1	1	2	0-0	0-0	0	0	0
Oct 22	at Jacksonville*	S	5	3	8	0-0	0-0	1	0	0
Oct 30	vs. Tennessee	S	1	2	3	0-0	0-0	1	0	0
Nov 5	at Arizona	S	2	1	3	0-0	0-0	1	0	0
Nov 20	at St. Louis*	S	1	0	1	0-0	1-48	1	0	0
Nov 26	vs. Philadelphia	S	3	1	4	0-0	1-0	1	0	0
Dec 3	vs. N.Y. Giants	S	4	1	5	0-0	0-0	1	0	0
Dec 10	at Dallas	S	2	1	3	0-0	0-0	0	0	0
Dec 16	at Pittsburgh	S	5	0	5	0-0	0-0	0	0	0
Dec 24	vs. Arizona*	S	5	0	5	0-0	1-0	4	0	0
Regular Season Totals		**16/16**	**52**	**14**	**66**	**0-0**	**5-48**	**14**	**0**	**1**

2001 WASHINGTON (8-8) TACKLES

Date	Opponent	P/S	UT	A	TT	S-Yds.	I-Yds.	PD	FF	FR
Sep 9	at San Diego	S	4	0	4	0-0	1-5	1	0	1
Sep 24	at Green Bay	S	3	0	3	0-0	0-0	1	0	0
Sep 30	vs. Kansas City	S	4	0	4	0-0	0-0	2	0	0
Oct 7	at N.Y. Giants	S	3	1	4	0-0	0-0	0	1	0
Oct 15	at Dallas	S	1	0	1	0-0	0-0	0	0	0
Oct 21	vs Carolina*	S	5	0	5	0-0	0-0	0	0	0
Oct 28	vs. N.Y. Giants*	S	1	0	1	0-0	0-0	3	0	0
Nov 4	vs. Seattle*	S	0	0	0	0-0	1-0	2	0	0
Nov 18	at Denver*	S	2	0	2	0-0	0-0	0	0	0
Nov 25	at Philadelphia*	S	5	0	5	0-0	0-0	3	0	0
Dec 2	vs. Dallas	S	5	0	5	0-0	0-0	0	0	0
Dec 9	at Arizona*	S	3	0	3	0-0	0-0	1	0	0
Dec 16	vs. Philadelphia	S	2	1	3	0-0	0-0	0	0	0
Dec 23	vs. Chicago	S	6	0	6	0-0	0-0	1	0	0
Dec 30	at New Orleans*	S	4	0	4	0-0	1-12	3	0	0
Jan 6	vs. Arizona*	S	1	0	1	0-0	0-0	1	0	0
Regular Season Totals		**16/16**	**49**	**2**	**51**	**0-0**	**3-17**	**18**	**1**	**1**

2002 WASHINGTON (7-9) TACKLES

Date	Opponent	P/S	UT	A	TT	S-Yds.	I-Yds.	PD	FF	FR
Sep 8	vs. Arizona*	S	6	1	7	0-0	1-2	1	0	0
Sep 16	vs. Philadelphia	S	6	0	6	0-0	0-0	0	0	0
Sep 22	at San Francisco	S	2	2	4	0-0	1-0	3	0	0
Oct 6	at Tennessee*	S	6	0	6	0-0	1-0	2	0	0
Oct 13	vs. New Orleans	S	3	1	4	0-0	0-0	0	0	0
Oct 20	at Green Bay	S	5	0	5	0-0	0-0	2	0	0
Oct 27	vs. Indianapolis*	S	3	0	3	0-0	0-0	0	0	0
Nov 3	at Seattle*	S	5	1	6	0-0	0-0	2	0	0
Nov 10	at Jacksonville	S	5	2	7	0-0	0-0	0	0	0
Nov 17	at N.Y. Giants	S	6	2	8	0-0	0-0	7	0	0
Nov 24	vs. St. Louis*	S	5	4	9	0-0	0-0	1	0	0
Nov 28	at Dallas	S	4	1	5	0-0	0-0	3	0	0
Dec 8	vs. N.Y. Giants	S	5	2	7	0-0	0-0	2	0	0
Dec 15	at Philadelphia	S	3	0	3	0-0	0-0	0	0	0
Dec 22	vs. Houston*	S	2	1	3	0-0	0-0	3	0	0
Dec 29	vs. Dallas*	S	1	0	1	0-0	0-0	2	0	0
Regular Season Totals		**16/16**	**67**	**17**	**84**	**0-0**	**3-2**	**28**	**0**	**0**

2003 WASHINGTON (5-11) TACKLES

Date	Opponent	P/S	UT	A	TT	S-Yds.	I-Yds.	PD	FF	FR
Sep 4	vs. N.Y. Jets*	S	3	1	4	0-0	0-0	0	0	0
Sep 14	at Atlanta*	S	3	0	3	0-0	0-0	2	0	0
Sep 21	vs. N.Y. Giants	S	4	2	6	0-0	0-0	5	0	0
Sep 28	vs. New England*	S	6	0	6	0-0	1-0	1	1	0
Oct 5	at Philadelphia	S	8	0	8	0-0	0-0	0	0	0
Oct 12	vs. Tampa Bay	S	1	1	2	0-0	0-0	0	0	0
Oct 19	at Buffalo	S	6	0	6	0-0	0-0	0	0	0
Nov 2	at Dallas	S	2	1	3	0-0	0-0	1	0	0
Nov 9	vs. Seattle*	S	2	3	5	0-0	0-0	0	0	0
Nov 16	at Carolina	S	9	0	9	0-0	0-0	2	0	1
Games 11-12		S	4	0	4	0-0	0-0	1	0	0
Dec 7	at N.Y. Giants*	S	1	1	2	0-0	1-2	1	0	1
Dec 14	vs. Dallas	S	3	0	3	0-0	0-0	2	0	0
Dec 21	at Chicago	S	1	1	2	0-0	0-0	0	0	0
Dec 27	vs. Philadelphia	S	4	1	5	0-0	0-0	1	0	0
Regular Season Totals		**16/16**	**61**	**11**	**72**	**0-0**	**2-2**	**17**	**1**	**2**

2004 DENVER (10-6) TACKLES

Date	Opponent	P/S	UT	A	TT	S-Yds.	I-Yds.	PD	FF	FR
Sep 12	vs. Kansas City*	S	4	1	5	0-0	1-0	3	0	0
Sep 19	at Jacksonville	S	5	0	5	0-0	0-0	0	0	0
Sep 26	vs. San Diego*	S	4	2	6	0-0	0-0	1	0	0
Oct 3	at Tampa Bay*	S	3	1	4	0-0	0-0	0	0	0
Oct 10	vs. Carolina*	S	4	1	5	0-0	0-0	0	0	0
Oct 17	at Oakland*	S	4	0	4	0-0	0-0	0	0	0
Oct 25	at Cincinnati	S	8	1	9	0-0	1-0	1	0	0
Oct 31	vs. Atlanta	S	6	0	6	0-0	0-0	0	0	0
Nov 7	vs. Houston*	S	5	0	5	0-0	0-0	0	0	0
Nov 21	at New Orleans*	S	11	2	13	0-0	1-0	2	0	0
Nov 28	vs. Oakland	S	0	0	0	0-0	0-0	0	0	0
Dec 5	at San Diego	S	6	0	6	0-0	0-0	1	0	0
Dec 12	vs. Miami*	S	3	0	3	0-0	0-0	2	0	0
Dec 19	at Kansas City	S	3	1	4	0-0	0-0	1	0	0
Dec 25	at Tennessee*	S	1	0	1	0-0	0-0	1	0	0
Jan 2	vs. Indianapolis*	S	7	1	8	0-0	0-0	1	0	0
Regular Season Totals		**16/16**	**74**	**10**	**84**	**0-0**	**3-0**	**13**	**0**	**0**
Jan 9	at Indianapolis§	S	7	0	7	0-0	0-0	0	0	0
Postseason Totals		**1/1**	**7**	**0**	**7**	**0-0**	**0-0**	**0**	**0**	**0**

§AFC Wild Card Game

2005 DENVER (13-3) TACKLES

Date	Opponent	P/S	UT	A	TT	S-Yds.	I-Yds.	PD	FF	FR
Sep 11	at Miami	S	7	0	7	0-0	1-11	2	1	0
Sep 18	vs. San Diego*	S	3	1	4	0-0	1-25t	1	0	0
Sep 26	vs. Kansas City*	S	2	1	3	0-0	0-0	2	0	0
Games 4-5				INACTIVE						
Oct 16	vs. New England*	S	1	1	2	0-0	0-0	0	0	0
Oct 23	at N.Y. Giants	S	3	1	4	0-0	1-0	5	0	0
Oct 30	vs. Philadelphia*	S	2	0	2	0-0	0-0	1	0	0
Nov 13	at Oakland*	S	8	2	10	0-0	1-18	1	0	0
Nov 20	vs. N.Y. Jets*	S	3	1	4	0-0	1-0	2	0	0
Nov 24	at Dallas*	S	7	0	7	0-0	1-65t	3	0	0
Dec 4	at Kansas City	S	1	1	2	0-0	1-10	2	0	0
Dec 11	vs. Baltimore*	S	7	2	9	0-0	1-10	3	1	0
Dec 17	at Buffalo*	S	5	0	5	0-0	0-0	1	0	0
Dec 24	vs. Oakland*	S	4	0	4	0-0	0-0	3	0	0
Dec 31	at San Diego*	S	9	0	9	0-0	0-0	2	0	0
Regular Season Totals		**14/14**	**62**	**10**	**72**	**0-0**	**8-139**	**28**	**2**	**0**
Jan 14	vs. New England*†	S	2	0	2	0-0	1-100	3	0	0
Jan 22	vs. Pittsburgh#	S	1	2	3	0-0	0-0	1	0	0
Postseason Totals		**2/2**	**3**	**2**	**5**	**0-0**	**1-100**	**4**	**0**	**0**

†AFC Divisional Playoff Game; #AFC Championship Game

DID YOU KNOW?

Running back Floyd Little, who played for Denver from 1967-75, was the first No. 1 draft pick ever signed by the Broncos. Selected by Denver with the sixth overall pick in 1967 from Syracuse University, Little totaled the second-most rushing yards (6,323) and the fourth-most rushing touchdowns (43) in professional football during his nine-year career.

2006 DENVER (9-7) — TACKLES

Date	Opponent	P/S	UT	A	TT	S-Yds.	I-Yds.	PD	FF	FR
Sep 10	at St. Louis	S	9	1	10	0-0	0-0	0	0	0
Sep 17	vs. Kansas City*	S	9	0	9	0-0	0-0	0	0	0
Sep 24	at New England*	S	1	0	1	0-0	0-0	1	0	0
Oct 9	vs. Baltimore*	S	4	2	6	0-0	1-0	3	0	0
Oct 15	vs. Oakland*	S	5	2	7	0-0	1-0	2	0	0
Oct 22	at Cleveland*	S	2	0	2	0-0	1-30	3	0	0
Oct 29	vs. Indianapolis	S	3	3	6	0-0	0-0	1	0	0
Nov 5	at Pittsburgh*	S	8	2	10	0-0	2-5	6	0	0
Nov 12	at Oakland*	S	9	0	9	0-0	0-0	1	0	0
Nov 19	vs. San Diego	S	4	1	5	0-0	0-0	1	0	0
Nov 23	at Kansas City	S	7	0	7	0-0	0-0	2	0	0
Dec 3	vs. Seattle	S	6	1	7	0-0	1-0	2	0	0
Dec 10	at San Diego	S	2	0	2	0-0	0-0	0	0	0
Dec 17	at Arizona*	S	3	1	4	0-0	2-37	4	0	0
Dec 24	vs. Cincinnati*	S	6	1	7	0-0	1-20	2	0	1
Dec 31	vs. San Francisco	S	6	0	6	0-0	1-70	2	0	0
Regular Season Totals		**16/16**	**84**	**14**	**98**	**0-0**	**10-162**	**30**	**0**	**1**

2007 DENVER (7-9) — TACKLES

Date	Opponent	P/S	UT	A	TT	S-Yds.	I-Yds.	PD	FF	FR
Sep 9	at Buffalo*	S	3	2	5	0-0	0-0	0	0	0
Sep 16	vs. Oakland*	S	3	0	3	0-0	1-0	1	0	0
Sep 23	vs. Jacksonville	S	6	1	7	0-0	0-0	0	0	0
Sep 30	at Indianapolis	S	8	0	8	0-0	0-0	0	0	0
Oct 7	vs. San Diego	S	4	1	5	0-0	0-0	0	0	0
Oct 21	vs. Pittsburgh*			INACTIVE						
Oct 29	vs. Green Bay	S	7	1	8	0-0	0-0	3	0	0
Nov 4	at Detroit	S	2	3	5	0-0	0-0	0	0	0
Nov 11	at Kansas City*	S	3	0	3	0-0	1-3	1	0	0
Nov 19	vs. Tennessee*	S	2	3	5	0-0	0-0	1	0	0
Nov 25	at Chicago	S	2	0	2	0-0	0-0	0	0	0
Dec 2	at Oakland	S	4	0	4	0-0	0-0	1	0	0
Dec 9	vs. Kansas City*	S	4	0	4	0-0	1-0	2	0	0
Dec 13	at Houston	S	5	2	7	0-0	0-0	2	0	0
Dec 24	at San Diego	S	8	0	8	0-0	0-0	1	0	0
Dec 30	vs. Minnesota*	S	7	0	7	0-0	0-0	2	0	0
Regular Season Totals		**15/15**	**68**	**13**	**81**	**0-0**	**3-3**	**14**	**0**	**0**

2008 DENVER (8-8) — TACKLES

Date	Opponent	P/S	UT	A	TT	S-Yds.	I-Yds.	PD	FF	FR
Sep 8	at Oakland*	S	2	1	3	0-0	0-0	0	1	0
Sep 14	vs. San Diego*	S	6	1	7	0-0	1-0	1	0	0
Sep 21	vs. New Orleans*	S	1	1	2	0-0	0-0	1	0	0
Sep 28	at Kansas City	S	6	3	9	0-0	0-0	0	1	0
Oct 5	vs. Tampa Bay*	S	6	0	6	0-0	0-0	0	0	0
Oct 12	vs. Jacksonville	S	8	0	8	0-0	0-0	0	0	0
Oct 20	at New England	S	0	2	2	0-0	0-0	2	0	0
Games 8-14				INACTIVE						
Dec 21	vs. Buffalo	S	10	0	10	1-5	0-0	0	1	0
Dec 28	at San Diego	S	6	3	9	0-0	0-0	0	0	0
Regular Season Totals		**9/9**	**45**	**11**	**56**	**1-5**	**1-0**	**4**	**3**	**0**

2009 DENVER (8-8) — TACKLES

Date	Opponent	P/S	UT	A	TT	S-Yds.	I-Yds.	PD	FF	FR
Sep 13	at Cincinnati*	S	1	6	7	0-0	0-0	1	0	0
Sep 20	vs. Cleveland*	S	5	0	5	0-0	0-0	1	0	0
Sep 27	at Oakland*	S	1	0	1	0-0	0-0	0	0	0
Oct 4	vs. Dallas*	S	8	0	8	0-0	1-3	4	0	0
Oct 11	vs. New England*	S	2	0	2	0-0	0-0	1	0	0
Oct 19	at San Diego*	S	7	0	7	0-0	0-0	1	1	0
Nov 1	at Baltimore	S	3	0	3	0-0	0-0	0	0	0
Nov 9	vs. Pittsburgh	S	10	2	12	0-0	0-0	0	0	0
Nov 15	at Washington	S	2	2	4	0-0	0-0	0	0	0
Nov 22	vs. San Diego	S	6	0	6	0-0	0-0	0	0	0
Nov 26	vs. N.Y. Giants*	S	4	0	4	0-0	0-0	2	0	0
Dec 6	at Kansas City*	S	1	0	1	0-0	0-0	0	0	0
Dec 13	at Indianapolis	S	3	0	3	0-0	0-0	0	0	0
Dec 20	vs. Oakland	S	4	0	4	0-0	1-11	2	0	0
Dec 27	at Philadelphia	S	3	0	3	0-0	1-4	1	0	0
Jan 3	vs. Kansas City	S	2	0	2	0-0	0-0	2	0	0
Regular Season Totals		**16/16**	**62**	**10**	**72**	**0-0**	**3-18**	**15**	**1**	**0**

2010 DENVER (4-12) — TACKLES

Date	Opponent	P/S	UT	A	TT	S-Yds.	I-Yds.	PD	FF	FR
Sep 12	at Jacksonville	S	2	0	2	0-0	0-0	0	0	0
Sep 19	vs. Seattle*	S	0	1	1	0-0	1-0	2	0	0
Sep 26	vs. Indianapolis	S	4	0	4	0-0	0-0	2	0	0
Oct 3	at Tennessee*	S	1	0	1	0-0	0-0	0	0	0
Oct 10	at Baltimore	S	1	1	2	0-0	0-0	1	0	0
Oct 17	vs. N.Y. Jets	S	3	1	4	0-0	0-0	1	0	0
Oct 24	vs. Oakland	S	1	0	1	0-0	0-0	1	0	0
Oct 31	at San Francisco (London)	S	5	0	5	0-0	0-0	0	0	0
Nov 14	vs. Kansas City*	S	9	1	10	0-0	0-0	1	0	0
Nov 22	at San Diego	S	3	0	3	0-0	1-0	1	0	0
Nov 28	vs. St. Louis	S	3	0	3	0-0	0-0	1	0	0
Dec 5	at Kansas City	S	4	0	4	1-9	0-0	1	0	0
Dec 12	at Arizona	S	3	0	3	0-0	0-0	2	0	0
Dec 19	at Oakland	S	2	0	2	0-0	0-0	0	0	0
Dec 26	vs. Houston*	S	0	0	0	0-0	0-0	0	0	0
Jan 2	vs. San Diego			INACTIVE						
Regular Season Totals		**15/15**	**41**	**4**	**45**	**1-9**	**2-0**	**13**	**0**	**0**

LANCE BALL

5-9 • 215 • 3rd Yr. • Maryland

Born: June 19, 1985, in Teaneck, N.J.

High School: Teaneck High School, Teaneck, N.J.

Acquired: Free Agent, 2009

NFL Year: 3rd • **Year with Broncos:** 2nd

NFL Games Played/Started: 11/0 • **Postseason:** 0/0

35

Running Back

BALL AT A GLANCE:

- A third-year running back who played 10 games for the Broncos in 2010 and ranked third on the club with 158 rushing yards on 41 carries (3.9 avg.).
- Finished the 2009 season on Denver's practice squad after seeing time on Tennessee's practice squad and competing in Indianapolis' training camp earlier in the year.
- Played one game as a rookie for the Colts in 2008, registering 83 yards on 13 carries (6.4 avg.) in their regular-season finale vs. Tennessee (12/28/08).
- Competed on the practice squads of the Rams and Colts as a rookie in 2008.
- Finished his career at the University of Maryland ranked fourth in school history in rushing yards (2,487) and tied for fourth in rushing touchdowns (26).
- Joined the Broncos as a practice-squad signee on Nov. 3, 2009.
- Entered the NFL with St. Louis as a college free agent on May 15, 2008.

CAREER TRANSACTIONS: Signed by St. Louis as a college free agent 5/15/08; Waived by St. Louis 8/30/08; Signed by St. Louis (practice squad) 9/1/08; Waived by St. Louis 9/30/08; Signed by Indianapolis (practice squad) 10/15/08; Signed by Indianapolis (active roster) 12/26/08; Waived by Indianapolis 9/5/09; Signed by Tennessee (practice squad) 10/8/09; Waived by Tennessee 10/27/09; Signed by Denver (practice squad) 11/3/09; Signed by Denver to a future contract 1/4/10; Waived by Denver 9/21/10; Signed by Denver (practice squad) 9/23/10; Signed by Denver (active roster) 11/10/10.

2010: Ball played 10 games (0 starts) in his first season on the club's active roster and ranked third on the team with 158 rushing yards on 41 carries (3.9 avg.) to go along with three receptions for 16 yards (5.3 avg.)... Returned two kickoffs for 33 yards (16.5 avg.) and recorded one special-teams tackle... Spent Games 3-8 on the practice squad before being signed back to the active roster for the remainder of the season on Nov. 10.

2009: Ball finished the year on Denver's practice squad after he was signed by the club on Nov. 3... Began the year in training camp with Indianapolis but was waived on Sept. 5... Signed by Tennessee to its practice squad on Oct. 8 and spent three weeks with that group before he was waived on Oct. 27.

2008: Ball, who entered the NFL with St. Louis as a college free agent on May 15, appeared in one game with Indianapolis as a rookie... Totaled 13 carries for 83 yards (6.4 avg.), including a 23-yard run, with a 5-yard catch in the Colts' regular-season finale vs. Ten. (12/28)... Began the year on St. Louis' practice squad but was waived on Sept. 30... Joined the Colts' practice squad on Oct. 15 and was signed to their active roster on Dec. 26.

COLLEGE: Ball played 41 career games (19 starts) at the University of Maryland, totaling 549 carries for 2,487 yards (4.5 avg.) with 26 touchdowns... Ranked fourth in school history in career rushing yards and tied for fourth

in school annals in rushing scores... Totaled 768 yards on 182 carries (4.2 avg.) with 12 touchdowns along with 18 catches for 88 yards (4.9 avg.) as a senior... Saw action in 13 games (11 starts) as a junior and compiled 815 yards on 174 attempts (4.7 avg.) with eight scores while making 11 grabs for 60 yards (5.5 avg.)... Chosen as a second-team All-Atlantic Coast Conference selection as a sophomore after posting 903 yards on 189 carries (4.8 avg.) with six touchdowns while catching 18 passes for 153 yards (8.5 avg.)... Appeared in four games as a red-shirt freshman.

PERSONAL: Ball rushed for 3,403 yards and 39 touchdowns during his career at Teaneck High School in Teaneck, N.J.... Totaled 240 carries for 1,473 yards (6.1 avg.) with 18 touchdowns as a senior to earn first-team all-state, all-county and all-league honors... Posted 171 carries for 1,591 yards (9.3 avg.) with 20 touchdowns as a junior... Ran track and played baseball in high school... Received a bachelor's degree in family studies with a community health minor from Maryland... Lance Ball was born on June 19, 1985, in Teaneck, N.J.

BALL'S REGULAR SEASON RECORD

				RUSHING					RECEIVING					SCORING					
Year	Club	G	S	No.	Yds.	Avg.	LG	TD	No.	Yds.	Avg.	LG	TD	TD	TDr	TDp	TDrt	2pt	Pts.
2008	Ind./Stl.	1	0	13	83	6.4	23	0	1	5	5.0	5	0	0	0	0	0	0	0
2009	Den./Ten.	PRACTICE SQUAD																	
2010	Denver	10	0	41	158	3.9	19	0	3	16	5.3	13	0	0	0	0	0	0	0
CAREER TOTALS		**11**	**0**	**54**	**241**	**4.5**	**23**	**0**	**4**	**21**	**5.3**	**13**	**0**	**0**	**0**	**0**	**0**	**0**	**0**

ADDITIONAL STATISTICS: *Special teams tackles — 2010 (1), TOTAL (1). Miscellaneous tackles — 2010 (1), TOTAL (1). Fumbles— 2010 (1FR), TOTAL (1FR). Kickoff returns — 2010 (2 for 33 yds., 16.5 avg., 18 LG), TOTAL (2 for 33 yds., 16.5 avg., 18 LG).*

BALL'S SINGLE-GAME HIGHS

(Postseason in parentheses)

Rushes — 13 vs. Tennessee, 12/28/08 (none). **Rushing yards** — 83 vs. Tennessee, 12/28/08 (none). **Longest rush** — 23 vs. Tennessee, 12/28/08 (none). **Rushing touchdowns** — None (none). **Receptions** — 1, four times, last vs. San Diego, 1/2/11 (none). **Receiving yards** — 13 vs. Houston, 12/26/10 (none). **Longest reception** — 13 vs. Houston, 12/26/10 (none). **Receiving touchdowns** — None (none).

LANCE BALL'S CAREER GAME-BY-GAME

(Victories asterisked)

2008 INDIANAPOLIS (12-4)				RUSHING					RECEIVING					SCORING	
Date	Opponent	P/S	No.	Yds.	Avg.	LG	TD	No.	Yds.	Avg.	LG	TD	2pt.	Pts.
Games 1-5		NOT WITH TEAM												
Games 7-15		PRACTICE SQUAD												
Dec 28	vs. Tennessee*	P	13	83	6.4	23	0	1	5	5.0	5	0	0	0
Regular Season Totals		**1/0**	**13**	**83**	**6.4**	**23**	**0**	**1**	**5**	**5.0**	**5**	**0**	**0**	**0**
Jan 3	at San Diego§	INACTIVE												
Postseason Totals		**0/0**	**0**	**0**	**0.0**	**—**	**0**	**0**	**0**	**0.0**	**—**	**0**	**0**	**0**

§AFC Wild Card Game

2010 DENVER (4-12)				RUSHING					RECEIVING					SCORING	
Date	Opponent	P/S	No.	Yds.	Avg.	LG	TD	No.	Yds.	Avg.	LG	TD	2pt.	Pts.
Sep 12	at Jacksonville	P	0	0	0.0	—	0	0	0	0.0	—	0	0	0
Sep 19	vs. Seattle*	P	0	0	0.0	—	0	0	0	0.0	—	0	0	0
Games 3-8		INACTIVE												
Nov 14	vs. Kansas City*	P	2	9	4.5	5	0	0	0	0.0	—	0	0	0
Nov 22	at San Diego	P	1	1	1.0	1	0	0	0	0.0	—	0	0	0
Nov 28	vs. St. Louis	P	4	31	7.8	17	0	0	0	0.0	—	0	0	0
Dec 5	at Kansas City	P	0	0	0.0	—	0	0	0	0.0	—	0	0	0
Dec 12	at Arizona	P	8	38	4.8	19	0	1	-3	-3.0	-3	0	0	0
Dec 19	at Oakland	P	15	20	1.3	8	0	0	0	0.0	—	0	0	0
Dec 26	vs. Houston*	P	5	38	7.6	15	0	1	13	13.0	13	0	0	0
Jan 2	vs. San Diego	P	6	21	3.5	17	0	1	6	6.0	6	0	0	0
Regular Season Totals		**10/0**	**41**	**158**	**3.9**	**19**	**0**	**3**	**16**	**5.3**	**13**	**0**	**0**	**0**

VINCE LOMBARDI TROPHIES

The Denver Broncos own two Vince Lombardi Trophies in recognition of their back-to-back wins in Super Bowl XXXII and XXXIII (1997-98), and they are displayed in the lobby of the Paul D. Bowlen Memorial Broncos Centre.

The sterling silver trophies were created by Tiffany & Company and were named for the late Vince Lombardi before Super Bowl V. Each trophy has a regulation-size silver football mounted in a kicking position on a pyramid-like stand of three concave sides. The trophy stands 20.75 inches tall, weighs 107.3 ounces and is valued in excess of $10,000. Each is engraved with the the words "Vince Lombardi Trophy" above an NFL Shield.

ZANE BEADLES

6-4 • 305 • 2ND YR. • UTAH

BORN: Nov. 19, 1986, in Casper, Wy.
HIGH SCHOOL: Hillcrest High School, Sandy, Utah
ACQUIRED: Draft #2 (45th overall), 2010
NFL YEAR: 2nd • **YEAR WITH BRONCOS:** 2nd
NFL GAMES PLAYED/STARTED: 16/14

68

OFFENSIVE GUARD

BEADLES AT A GLANCE:

- A second-year offensive guard who played all 16 games (14 starts) in 2010 and was named to *The Sporting News'* All-Rookie Team after opening eight contests at left guard and six contests at right tackle.
- Became the first NFL rookie since Andre Gurode (Dal., 2002) to start at least six games at two of the three positions along the offensive line (C, G, T).
- Called for just two penalties (15 yds.) in 2010, ranking second among league rookie offensive linemen who played all 16 games (min. 10 starts).
- Teamed with center J.D. Walton to become the sixth and seventh rookie offensive linemen in franchise history to start a regular-season opener.
- Played 51 games (50 starts) at the University of Utah, where he was a three-time All-Mountain West Conference selection and received several All-America honors as a senior.
- Named the 2009-10 Mountain West Conference Male Scholar-Athlete of the Year following his senior season and was a four-time Academic All-MWC honoree.
- Selected by the Broncos in the second round (45th overall) of the 2010 NFL Draft.

CAREER TRANSACTIONS: Signed by Denver as a draft choice 7/27/10.

2010: Selected by the Broncos in the second round (45th overall) of the 2010 NFL Draft, Beadles appeared in all 16 games (14 starts), opening six contests at right tackle before starting the final eight games at left guard... Became the first rookie since Andre Gurode (Dal., 2002) to start at least six games at two of the three positions along the offensive line (C, G, T)... Was one of six NFL rookie offensive linemen to start at least 14 games in 2010, earning him a spot on *The Sporting News'* All-Rookie Team... Called for just two penalties (15 yds.) during the season... Started at right tackle at Jac. (9/12) to become the first player in franchise history to start a season opener at that position in his rookie campaign.

COLLEGE: Beadles played 51 career games (50 starts) at the University of Utah, earning first-team All-Mountain West Conference accolades in his final two seasons... Recorded 313 career knockdown/key blocks to go along with 45 touchdown blocks while opening 38 contests at left tackle and 12 games at left guard... Received first-team All-America honors from the Football Writers Association and *College Football News* as a senior and was chosen as the 2009-10 MWC Male Scholar-Athlete of the Year... Voted a finalist for the Wuerffel Trophy (athletics, academics and community) and was a Lowe's Senior CLASS second-team All-American... Named Utah's Top Offensive Lineman as a junior with a career-best 109 knockdowns/key blocks in addition to 13 touchdown blocks.

PERSONAL: Beadles was a team-captain and three-year starter at Hillcrest High School in Sandy, Utah, where he did not miss a game during his career... Started along the offensive and defensive lines, recording 93 tackles, six sacks and one interception on defense and allowing zero sacks on offense as a senior to earn first-team all-state and all-region honors... Majored in mechanical engineering at Utah and earned a postgraduate scholarship from the NCAA for his classroom performance... Stepfather, Joe Legerski, is the women's basketball coach at the University of Wyoming... Zane Dae Beadles was born on Nov. 19, 1986, in Casper, Wy.

BEADLES' REGULAR SEASON RECORD

Year	Club	G	S
2010	Denver	16	14
CAREER TOTALS		**16**	**14**

DAVID BRUTON

6-2 • 217 • 3rd Yr. • Notre Dame

Born: July 23, 1987, in Winchester, Ky.
High School: Miamisburg High School, Miamisburg, Ohio
Acquired: Draft #4a (114th overall), 2009
NFL Year: 3rd • **Year with Broncos:** 3rd
NFL Games Played/Started: 30/3

30

Free Safety

BRUTON AT A GLANCE:

- A third-year safety whose 21 special-teams tackles over the last two seasons rank second on the club.
- Played all 16 games (2 starts) for Denver in 2010, recording 14 tackles (12 solo) and a pass breakup on defense along with 12 tackles and two fumble recoveries on special teams.
- Started during his final two years at the University of Notre Dame, leading the Fighting Irish with 182 tackles and seven interceptions during that stretch.
- Posted 97 tackles (61 solo) as a senior at Notre Dame that marked the third-highest single-season total by a defensive back in school history to earn honorable mention All-America recognition from *The NFL Draft Report*.
- Established himself as one of the top special-teams gunners in the country while appearing in 596 career special-teams plays at Notre Dame.
- Selected by the Broncos in the fourth round (114th overall) of the 2009 NFL Draft.

CAREER TRANSACTIONS: Signed by Denver as a draft choice 7/27/09.

2010: Bruton played all 16 games (2 starts) and totaled 14 tackles (12 solo) and one pass defensed on defense... Finished second on the club with 12 special-teams stops and recovered two fumbles on special-teams units... Deflected a punt and recorded a season-high two special-teams stops vs. Stl. (11/28)... Started Games 12-13 in place of injured safety Brian Dawkins.

2009: Selected by the Broncos in the fourth round (114th overall) of the 2009 NFL Draft, Bruton appeared in 14 games (1 start) for the club as a rookie and posted five tackles (4 solo) along with one pass breakup... Tied for fourth on the Broncos with nine special-teams tackles... Notched two special-teams stops at S.D. (10/19), at Bal. (11/1) and vs. NYG (11/26)... Made his first career start vs. Oak. (12/20), replacing Renaldo Hill, and finished the game with five tackles (4 solo) and one pass breakup.

COLLEGE: Bruton totaled 214 tackles (138 solo), one sack (10 yds.), seven interceptions (77 yds.), 16 pass breakups, three forced fumbles and three fumble recoveries in 48 games (24 starts) at the University of Notre Dame... Saw extensive action on special teams, appearing in 596 career special-teams plays during his time at Notre Dame... Started all 13 games as a senior team captain and totaled 97 tackles (61 solo), four interceptions (57 yds.), 10 pass breakups, two forced fumbles and two fumble recoveries to earn honorable mention All-America honors from *The NFL Draft Report*... Led Notre Dame with four interceptions and ranked second on the team with 97 tackles that marked the third-best single-season total by a defensive back in school annals... Played 12 games (11 starts) as a junior for Notre Dame and led the team with three interceptions.

PERSONAL: Bruton attended Miamisburg High School in Miamisburg, Ohio, where he totaled 112 tackles, 11 interceptions and 470 receiving yards during his final two seasons... Earned All-Division I-II and All-Area honors from the *Dayton Daily News* as well as all-district accolades as a senior after posting 54 tackles and three interceptions... Received all-conference honors and was a special mention All-Southwest Ohio selection as a junior, posting 58 tackles and eight interceptions that year... Had 200 receiving yards as a senior and 270 receiving yards as a junior... Majored in both political science and sociology at Notre Dame... Worked as a substitute teacher in his hometown of Miamisburg during the 2011 offseason... David Lee Bruton was born on July 23, 1987, in Winchester, Ky.

BRUTON'S REGULAR SEASON RECORD

Year	Club	G	S	UT	A	TT	S-Yds.	I-Yds.	PD	FF	FR	TD-Int.	TD-FR	S	Pts.
2009	Denver	14	1	4	1	5	0-0	0-0	1	0	0	0	0	0	0
2010	Denver	16	2	12	2	14	0-0	0-0	1	0	0	0	0	0	0
CAREER TOTALS		**30**	**3**	**16**	**3**	**19**	**0-0**	**0-0**	**2**	**0**	**0**	**0**	**0**	**0**	**0**

ADDITIONAL STATISTICS: *Special teams tackles — 2009 (9), 2010 (12), TOTAL (21). Special teams fumbles — 2009 (1FF), 2010 (2FR), TOTAL (1FF, 2 FR).*

DAVID BRUTON'S CAREER GAME-BY-GAME

(Victories asterisked)

2009 DENVER (8-8) — TACKLES

Date	Opponent	P/S	UT	A	TT	S-Yds.	I-Yds.	PD	FF	FR
Sep 13	at Cincinnati*	P	0	0	0	0-0	0-0	0	0	0
Sep 20	vs. Cleveland*	P	0	0	0	0-0	0-0	0	0	0
Sep 27	at Oakland*	P	0	0	0	0-0	0-0	0	0	0
Oct 4	vs. Dallas*	P	0	0	0	0-0	0-0	0	0	0
Oct 11	vs. New England*	P	0	0	0	0-0	0-0	0	0	0
Oct 19	at San Diego*	P	0	0	0	0-0	0-0	0	0	0
Nov 1	at Baltimore	P	0	0	0	0-0	0-0	0	0	0
Nov 9	vs. Pittsburgh			INACTIVE						
Nov 15	at Washington	P	0	0	0	0-0	0-0	0	0	0
Nov 22	vs. San Diego	P	0	0	0	0-0	0-0	0	0	0
Nov 26	vs. N.Y. Giants*	P	0	0	0	0-0	0-0	0	0	0
Dec 6	at Kansas City*	P	0	0	0	0-0	0-0	0	0	0
Dec 13	at Indianapolis			INACTIVE						
Dec 20	vs. Oakland	S	4	1	5	0-0	0-0	1	0	0
Dec 27	at Philadelphia	P	0	0	0	0-0	0-0	0	0	0
Jan 3	vs. Kansas City	P	0	0	0	0-0	0-0	0	0	0
Regular Season Totals		**14/1**	**4**	**1**	**5**	**0-0**	**0-0**	**1**	**0**	**0**

2010 DENVER (4-12) — TACKLES

Date	Opponent	P/S	UT	A	TT	S-Yds.	I-Yds.	PD	FF	FR
Sep 12	at Jacksonville	P	0	0	0	0-0	0-0	0	0	0
Sep 19	vs. Seattle*	P	0	0	0	0-0	0-0	0	0	0
Sep 26	vs. Indianapolis	P	0	0	0	0-0	0-0	0	0	0
Oct 3	at Tennessee*	P	0	0	0	0-0	0-0	0	0	0
Oct 10	at Baltimore	P	0	0	0	0-0	0-0	0	0	0
Oct 17	vs. N.Y. Jets	P	0	0	0	0-0	0-0	0	0	0
Oct 24	vs. Oakland	P	0	0	0	0-0	0-0	0	0	0
Oct 31	at San Francisco (London)	P	0	0	0	0-0	0-0	0	0	0
Nov 14	vs. Kansas City*	P	0	0	0	0-0	0-0	0	0	0
Nov 22	at San Diego	P	0	0	0	0-0	0-0	0	0	0
Nov 28	vs. St. Louis	P	0	0	0	0-0	0-0	1	0	0
Dec 5	at Kansas City	S	5	1	6	0-0	0-0	0	0	0
Dec 12	at Arizona	S	5	1	6	0-0	0-0	0	0	0
Dec 19	at Oakland	P	2	0	2	0-0	0-0	0	0	0
Dec 26	vs. Houston*	P	0	0	0	0-0	0-0	0	0	0
Jan 2	vs. San Diego	P	0	0	0	0-0	0-0	0	0	0
Regular Season Totals		**16/2**	**12**	**2**	**14**	**0-0**	**0-0**	**1**	**0**	**0**



BRODRICK BUNKLEY

6-2 • 306 • 6th • Florida State

Born: Nov. 23, 1983, in Tampa, Fla.
High School: Chamberlain High School, Tampa, Fla.
Acquired: Trade (Philadelphia), 2011
NFL Year: 6th • **Year with Broncos:** 1st
NFL Games Played/Started: 76/52 • **Postseason:** 7/4

77

Defensive Tackle

BUNKLEY AT A GLANCE:

- A sixth-year defensive tackle who played in at least 14 games in each of his first five NFL seasons with Philadelphia and totaled 262 tackles (146 solo), six sacks (25 yds.) and three fumble recoveries.
- Helped the Eagles rank fifth in the NFL in rushing defense (100.8 ypg) from 2007-10 when he was a regular starter for the club.
- Opened 47 regular-season games and four postseason contests in a three-year stretch from 2006-09.
- Posted 37 career tackles for a loss at Florida State University to rank fifth on the school's all-time list, including 25 TFLs as a senior that set the school record and ranked second in the nation.
- Bench pressed 225 pounds 44 times at the 2006 NFL Combine in one of the top performances in the history of the event.
- Selected by the Eagles in the first round (14th overall) of the 2006 NFL Draft.

CAREER TRANSACTIONS: Signed by Philadelphia as a draft choice 8/4/06; Traded to Denver 8/2/11.

2010: Bunkley played 14 games (5 starts) for Philadelphia and totaled 34 tackles (20 solo) and one pass defensed... Added five tackles for a loss to rank second on the team... Also saw action in the Eagles' NFC Wild Card Game vs. G.B. (1/9) and contributed one tackle... Saw his 47-game starting streak snapped at Det. (9/19)... Inactive for two contests due to an elbow injury sustained at S.F. (10/10).

2009: Bunkley started all 16 games for the second consecutive year and recorded 58 tackles (37 solo), one sack (4 yds.), four passes defensed and one fumble recovery in the regular season... Tied for the team lead with six tackles for a loss... Opened Philadelphia's NFC Wild Card game at Dal. (1/4) and tallied four tackles (3 solo).

2008: Bunkley opened all 16 regular-season contests for Philadelphia and made a career-high 82 tackles (46 solo), while adding two sacks (1 yd.), one pass defensed and one fumble recovery... Started all three playoff games for the Eagles and posted 13 tackles (5 solo)... Notched a career-high 11 tackles (8 solo) vs. NYG (11/9).

2007: Bunkley started all 15 games played and recorded 75 tackles (35 solo) in addition to a career-best three sacks (20 yds.) and one fumble recovery... Recorded the first two sacks of his career vs. Det. (9/23)... Made his first NFL start at G.B. (9/9) and registered seven tackles (1 solo).

2006: Selected by Philadelphia in the first round (14th overall) of the 2006 NFL Draft, Bunkley played 15 games as a rookie and totaled 13 tackles (8 solo) and one pass defensed in the regular season... Saw action in both of the Eagles' postseason contests but did not record any defensive statistics.

COLLEGE: Bunkley finished his career at Florida State University with 129 tackles and 11.5 sacks in 44 games (22 starts)... Posted 37 tackles for a loss to rank fourth in school history... Earned numerous All-America honors as a senior in 2005 after taking over the Seminoles' starting nose guard duties and ranking second in the nation with 25 tackles for a loss (school single-season record).

PERSONAL: Bunkley attended Chamberlain High School in Tampa, Fla., where he was rated the state's No. 2 defensive tackle by the *Florida Times-Union*... Posted 18.5 sacks as a senior and was selected to play in the Georgia-Florida All-Star Game after leading his team to the state finals... Served as a defensive line instructor at the Mike Alstott Football Camp in high school... Majored in social science at Florida State... Brodrick Bunkley was born on Nov. 23, 1983, in Tampa, Fla.

BUNKLEY'S REGULAR SEASON RECORD

Year	Club	G	S	UT	A	TT	S-Yds.	I-Yds.	PD	FF	FR	TD-Int.	TD-FR	S	Pts.
2006	Philadelphia	15	0	8	5	13	0-0	0-0	1	0	0	0	0	0	0
2007	Philadelphia	15	15	35	40	75	3-20	0-0	0	0	1	0	0	0	0
2008	Philadelphia	16	16	46	36	82	2-1	0-0	1	0	1	0	0	0	0
2009	Philadelphia	16	16	37	21	58	1-4	0-0	4	0	1	0	0	0	0
2010	Philadelphia	14	5	20	14	34	0-0	0-0	1	0	0	0	0	0	0
CAREER TOTALS		**76**	**52**	**146**	**116**	**262**	**6-25**	**0-0**	**7**	**0**	**3**	**0**	**0**	**0**	**0**

BUNKLEY'S POSTSEASON RECORD

Year	Club	G	S	UT	A	TT	S-Yds.	I-Yds.	PD	FF	FR	TD-Int.	TD-FR	S	Pts.
2006	Philadelphia	2	0	0	0	0	0-0	0-0	0	0	0	0	0	0	0
2008	Philadelphia	3	3	5	8	13	0-0	0-0	0	0	0	0	0	0	0
2009	Philadelphia	1	1	0	0	0	0-0	0-0	0	0	0	0	0	0	0
2010	Philadelphia	1	0	1	0	1	0-0	0-0	0	0	0	0	0	0	0
CAREER TOTALS		**7**	**4**	**9**	**9**	**18**	**0-0**	**0-0**	**0**	**0**	**0**	**0**	**0**	**0**	**0**

BRODRICK BUNKLEY'S CAREER GAME-BY-GAME

(Victories asterisked)

2006 PHILADELPHIA (10-6) TACKLES

Date	Opponent	P/S	UT	A	TT	S-Yds.	I-Yds.	PD	FF	FR
Sep 10	at Houston*	P	3	0	3	0-0	0-0	1	0	0
Sep 17	vs. N.Y. Giants	P	0	0	0	0-0	0-0	0	0	0
Sep 24	at San Francisco*	P	1	1	2	0-0	0-0	0	0	0
Oct 2	vs. Green Bay*	P	2	1	3	0-0	0-0	0	0	0
Oct 8	vs. Dallas*	P	0	0	0	0-0	0-0	0	0	0
Oct 15	at New Orleans	P	0	0	0	0-0	0-0	0	0	0
Oct 22	at Tampa Bay	P	0	0	0	0-0	0-0	0	0	0
Oct 29	vs. Jacksonville	P	0	1	1	0-0	0-0	0	0	0
Nov 12	vs. Washington*	P	0	0	0	0-0	0-0	0	0	0
Nov 19	vs. Tennessee	P	0	0	0	0-0	0-0	0	0	0
Nov 26	at Indianapolis			INACTIVE						
Dec 4	vs. Carolina*	P	0	0	0	0-0	0-0	0	0	0
Dec 10	at Washington*	P	0	0	0	0-0	0-0	0	0	0
Dec 17	at N.Y. Giants*	P	0	0	0	0-0	0-0	0	0	0
Dec 25	at Dallas*	P	0	0	0	0-0	0-0	0	0	0
Dec 31	vs. Atlanta*	P	2	2	4	0-0	0-0	0	0	0
Regular Season Totals		**15/0**	**8**	**5**	**13**	**0-0**	**0-0**	**1**	**0**	**0**
Jan 7	vs. N.Y. Giants*§	P	0	0	0	0-0	0-0	0	0	0
Jan 13	at New Orleans†	P	0	0	0	0-0	0-0	0	0	0
Postseason Totals		**2/0**	**0**	**0**	**0**	**0-0**	**0-0**	**0**	**0**	**0**

§NFC Wild Card Game; †NFC Divisional Playoff

2007 PHILADELPHIA (8-8) TACKLES

Date	Opponent	P/S	UT	A	TT	S-Yds.	I-Yds.	PD	FF	FR
Sep 9	at Green Bay	S	1	6	7	0-0	0-0	0	0	0
Sep 17	vs. Washington	S	1	2	3	0-0	0-0	0	0	0
Sep 23	vs. Detroit*	S	4	1	5	2-12	0-0	0	0	0
Sep 30	at N.Y. Giants	S	2	3	5	0-0	0-0	0	0	0
Oct 14	at N.Y. Jets*	S	2	3	5	0-0	0-0	0	0	0
Oct 21	vs. Chicago	S	1	5	6	0-0	0-0	0	0	0
Oct 28	at Minnesota*	S	3	2	5	0-0	0-0	0	0	0
Nov 4	vs. Dallas	S	5	1	6	0-0	0-0	0	0	0
Nov 11	at Washington*	S	3	3	6	0-0	0-0	0	0	1
Nov 18	vs. Miami*	S	4	3	7	0-0	0-0	0	0	0
Nov 25	at New England	S	4	1	5	0-0	0-0	0	0	0
Dec 2	vs. Seattle			INACTIVE						
Dec 9	vs. N.Y. Giants	S	1	3	4	0-0	0-0	0	0	0
Dec 16	at Dallas*	S	1	2	3	1-8	0-0	0	0	0
Dec 23	at New Orleans*	S	1	2	3	0-0	0-0	0	0	0
Dec 30	vs. Buffalo*	S	2	3	5	0-0	0-0	0	0	0
Regular Season Totals		**15/15**	**35**	**40**	**75**	**3-20**	**0-0**	**0**	**0**	**1**

2008 PHILADELPHIA (9-6-1) TACKLES

Date	Opponent	P/S	UT	A	TT	S-Yds.	I-Yds.	PD	FF	FR
Sep 7	vs. St. Louis*	S	1	0	1	0-0	0-0	0	0	0
Sep 15	at Dallas	S	4	1	5	0-0	0-0	0	0	0
Sep 21	vs. Pittsburgh*	S	2	3	5	1-0	0-0	0	0	1
Sep 28	at Chicago	S	5	2	7	0-0	0-0	0	0	0
Oct 5	vs. Washington	S	2	4	6	0-0	0-0	0	0	0
Oct 12	at San Francisco*	S	1	2	3	0-0	0-0	0	0	0
Oct 26	vs. Atlanta*	S	3	1	4	0-0	0-0	0	0	0
Nov 2	at Seattle*	S	3	2	5	0-0	0-0	0	0	0
Nov 9	vs. N.Y. Giants	S	8	3	11	0-0	0-0	0	0	0
Nov 16	at Cincinnati	S	4	5	9	1-1	0-0	1	0	0
Nov 23	at Baltimore	S	2	3	5	0-0	0-0	0	0	0
Nov 27	vs. Arizona*	S	0	0	0	0-0	0-0	0	0	0
Dec 7	at N.Y. Giants*	S	3	1	4	0-0	0-0	0	0	0
Dec 15	vs. Cleveland*	S	2	2	4	0-0	0-0	0	0	0
Dec 21	at Washington	S	4	2	6	0-0	0-0	0	0	0
Dec 28	vs. Dallas*	S	2	5	7	0-0	0-0	0	0	0
Regular Season Totals		**16/16**	**46**	**36**	**82**	**2-1**	**0-0**	**1**	**0**	**1**
Jan 4	at Minnesota*§	S	0	5	5	0-0	0-0	0	0	0
Jan 11	at N.Y. Giants*†	S	3	3	6	0-0	0-0	0	0	0
Jan 18	at Arizona#	S	2	0	2	0-0	0-0	0	0	0
Postseason Totals		**3/3**	**5**	**8**	**13**	**0-0**	**0-0**	**0**	**0**	**0**

§NFC Wild Card Game; †NFC Divisional Playoff; #NFC Championship Game

2009 PHILADELPHIA (11-5) TACKLES

Date	Opponent	P/S	UT	A	TT	S-Yds.	I-Yds.	PD	FF	FR
Sep 13	at Carolina*	S	3	1	4	0-0	0-0	0	0	0
Sep 20	vs. New Orleans	S	2	2	4	0-0	0-0	0	0	0
Sep 27	vs. Kansas City*	S	2	2	4	0-0	0-0	0	0	0
Oct 11	vs. Tampa Bay*	S	2	1	3	0-0	0-0	0	0	0
Oct 18	at Oakland	S	2	6	8	0-0	0-0	0	0	0
Oct 26	at Washington*	S	5	1	6	1-4	0-0	0	0	1
Nov 1	vs. N.Y. Giants*	S	5	1	6	0-0	0-0	0	0	0
Nov 8	vs. Dallas	S	2	1	3	0-0	0-0	0	0	0
Nov 15	at San Diego	S	2	0	2	0-0	0-0	0	0	0
Nov 22	at Chicago*	S	2	1	3	0-0	0-0	0	0	0
Nov 29	vs. Washington*	S	3	2	5	0-0	0-0	1	0	0
Dec 6	at Atlanta*	S	1	1	2	0-0	0-0	1	0	0
Dec 13	at N.Y. Giants*	S	2	1	3	0-0	0-0	1	0	0
Dec 20	vs. San Francisco*	S	1	1	2	0-0	0-0	0	0	0
Dec 27	vs. Denver*	S	2	0	2	0-0	0-0	0	0	0
Jan 3	at Dallas	S	1	0	1	0-0	0-0	1	0	0
Regular Season Totals		**16/16**	**37**	**21**	**58**	**1-4**	**0-0**	**4**	**0**	**1**
Jan 4	at Dallas§	S	3	1	4	0-0	0-0	0	0	0
Postseason Totals		**1/1**	**3**	**1**	**4**	**0-0**	**0-0**	**0**	**0**	**0**

§NFC Wild Card Game

2010 PHILADELPHIA (10-6)		TACKLES								
Date	Opponent	P/S	UT	A	TT	S-Yds.	I-Yds.	PD	FF	FR
Sep 12	vs. Green Bay	S	5	1	6	0-0	0-0	0	0	0
Sep 19	at Detroit*	P	3	1	4	0-0	0-0	0	0	0
Sep 26	at Jacksonville*	S	0	2	2	0-0	0-0	0	0	0
Oct 3	vs. Washington	S	0	2	2	0-0	0-0	0	0	0
Oct 10	at San Francisco*	S	0	1	1	0-0	0-0	0	0	0
Oct 17	vs. Atlanta*			INACTIVE						
Oct 24	at Tennessee			INACTIVE						
Nov 7	vs. Indianapolis*	P	1	0	1	0-0	0-0	0	0	0
Nov 15	at Washington*	P	1	0	1	0-0	0-0	0	0	0
Nov 21	vs. N.Y. Giants*	P	1	0	1	0-0	0-0	0	0	0
Nov 28	at Chicago	P	0	3	3	0-0	0-0	0	0	0
Dec 2	vs. Houston*	P	1	1	2	0-0	0-0	0	0	0
Dec 12	at Dallas*	P	4	0	4	0-0	0-0	0	0	0
Dec 19	at N.Y. Giants*	P	1	0	1	0-0	0-0	0	0	0
Dec 28	vs. Minnesota	P	1	0	1	0-0	0-0	0	0	0
Jan 2	vs. Dallas	S	2	3	5	0-0	0-0	1	0	0
Regular Season Totals		**14/5**	**20**	**14**	**34**	**0-0**	**0-0**	**1**	**0**	**0**
Jan 9	vs. Green Bay§	P	1	0	1	0-0	0-0	0	0	0
Postseason Totals		**1/0**	**1**	**0**	**1**	**0-0**	**0-0**	**0**	**0**	**0**

§NFC Wild Card Game

JEFF BYERS

6-4 • 301 • 2nd • Southern California

Born: Sept. 7, 1985, in Loveland, Colo.
High School: Loveland High School, Loveland, Colo.
Acquired: Waivers (Seattle), 2010
NFL Year: 2nd • **Year with Broncos:** 2nd
NFL Games Played/Started: 0/0

63

Offensive Guard

BYERS AT A GLANCE:

- A second-year offensive guard who spent the majority of his rookie season on the Broncos' practice squad before being signed to the active roster for the last two games.
- Competed in Seattle's training camp in 2010 after starting three seasons at the University of Southern California and earning several All-America honors and first-team All-Pacific 10 Conference accolades as a senior.
- Opened 39 consecutive games for the Trojans to end his collegiate career after receiving medical redshirts for the 2005 and 2006 seasons.
- Named Gatorade National Player of the Year and was a Parade All-American following his senior season at Loveland High School in Loveland, Colo.
- Assigned to the Broncos' practice squad via waivers from Seattle on Sept. 6, 2010.
- Entered the NFL with Seattle as a college free agent on April 24, 2010.

CAREER TRANSACTIONS: Signed by Seattle as a college free agent 4/24/10; Waived by Seattle 9/4/10; Claimed off waivers by Denver (practice squad) 9/6/10; Signed by Denver (active roster) 12/24/10.

2010: Byers, who entered the NFL with Seattle as a college free agent on April 24, competed in the Seahawks' training camp before being waived on Sept. 4... Assigned to the Broncos' practice squad on Sept. 6... Signed to the active roster on Dec. 24, but did not play in Denver's last two regular-season games.

COLLEGE: Byers played 49 career games (43 starts) at the University of Southern California, opening 36 contests at left guard and seven games at center... Earned numerous All-America honors and first-team Pacific-10 Conference designation as a senior after being granted a sixth year of eligibility by the NCAA... Started every contest during his last three years after receiving medical redshirts for the 2005 and 2006 seasons... Earned several Freshman All-America honors in 2004 after playing in every contest and starting the season's final four games.

PERSONAL: Byers was named Gatorade National Player of the Year and received Parade All-America honors following his senior season at Loveland High School in Loveland, Colo., where he played center and linebacker... Did not allow a sack in his prep career while leading Loveland to consecutive Class 4A state championships in his last two seasons... Completed work on his M.B.A. at USC's Marshall School of Business in the fall of 2009... Jeff Byers was born on Sept. 7, 1985, in Loveland, Colo.

BYERS' REGULAR SEASON RECORD

Year	Club	G	S
2010	Denver	0	0
CAREER TOTALS		**0**	**0**

RYAN CLADY

6-6 • 315 • 4th Yr. • Boise State

Born: Sept. 6, 1986, in Long Beach, Calif.
High School: Eisenhower High School, Rialto, Calif.
Acquired: Draft #1 (12th overall), 2008
NFL Year: 4th • **Year with Broncos:** 4th
NFL Games Played/Started: 48/48

78

Offensive Tackle

CLADY AT A GLANCE:

- A fourth-year offensive tackle who has started all 48 games to begin his career, joining just four other NFL players from his 2008 draft class with that distinction.
- Named Denver's recipient of the Ed Block Courage Award in 2010 after recovering from an offseason knee injury to start all 16 games.
- Earned All-Pro recognition from the Associated Press during each of his first two seasons with the Broncos.
- Named a first-team All-Pro by the Associated Press in 2009, making him only the fifth tackle since the 1970 NFL merger to earn that distinction by his second professional season.
- Became just the 11th tackle in NFL history to receive Pro Bowl honors by his second season in 2009 when he was voted a starter for the league's all-star contest.
- Did not allow a full sack in his first 20 starts according to Stats Inc., marking the longest such streak by a tackle to begin his career since at least 1994.
- Earned second-team All-Pro honors (Associated Press) while finishing third in NFL Offensive Rookie of the Year voting in 2008 after helping Denver tie for first in the NFL in fewest sacks allowed (12) and rank second in the league in yards per game (395.8).
- Credited with allowing the fewest sacks (0.5) in the NFL among all 16-game starting tackles in 2008 according to Stats Inc. and was called for just three penalties on the year.
- Became the first offensive lineman to be named Diet Pepsi NFL Rookie of the Week in the five-year history of the award for his play vs. Kansas City (12/7/08).
- Started 37 of his 39 career games played at Boise State University, where he earned first-team All-Western Athletic Conference honors during his final two seasons and was part of its undefeated team (13-0) in 2006.
- Received first-team All-America honors from the American Football Coaches Association and *The Sporting News* as a 13-game starter for Boise State in 2007.
- Selected by the Broncos in the first round (12th overall) of the 2008 NFL Draft.

78's Trophy Case

Pro Bowl Selection	2009
All-Pro (First Team)	2009
All-Pro (Second Team)	2008

CAREER TRANSACTIONS: Signed by Denver as a draft choice 7/25/08.

2010: Clady recovered from an offseason knee injury to start all 16 games for Denver and run his consecutive games started streak to 48 contests to begin his career... Named the Broncos' recipient of the Ed Block Courage Award for his heart and determination in rehabbing from his patella tendon injury.

Clady Off To A Great Start

TACKLES TO RECEIVE FIRST-TEAM AP ALL-PRO HONORS BY SECOND YEAR, NFL, SINCE 1970 MERGER

Player	Year	Exp.	Position
Ryan Clady, Den.	**2009**	**2nd**	**Left Tackle**
Jammal Brown, N.O.	2006	2nd	Left Tackle
Jonathan Ogden, Bal.	1997	2nd	Left Tackle
Willie Roaf, N.O.	1994	2nd	Left Tackle
Anthony Muñoz, Cin.	1981	2nd	Left Tackle

Clady Impresses In Rookie Campaign

FEWEST SACKS ALLOWED, 16-GAME STARTING TACKLES, NFL, 2008 (Stats Inc.)

	Player	Yr.	Pos.	GP	GS	Sacks
1.	**Ryan Clady, Den.**	**R**	**LT**	**16**	**16**	**0.5**
2.	Michael Roos, Ten.	4th	LT	16	16	1.0
3.	Ryan Diem, Atl.	8th	RT	16	16	1.5
	Jon Stinchcomb, N.O.	6th	RT	16	16	1.5

2009: Clady earned the first Pro Bowl selection (starter) of his NFL career and was a consensus All-Pro, starting all 16 games at left tackle for the Broncos and not missing a snap for the second consecutive year... Became only the fifth tackle since the 1970 NFL merger to be named a first-team Associated Press All-Pro by his second professional season... Became just the 11th tackle in NFL history to earn Pro Bowl honors by his second professional season... Joined Gary Zimmerman (1995-97) and Tony Jones (1998) as one of three tackles in Denver history to receive Pro Bowl honors... Also picked up All-Pro recognition from *Pro Football Weekly*/PFWA, *The Sporting News* and ESPN.com... Named to the inaugural USA Football/NFLPA All-Fundamentals Team... Did not give up a full sack in Denver's first four games, extending his streak without giving up a full sack to his first 20 career starts to mark the longest such streak by a tackle to begin his career since at least 1994 (Stats Inc.)... Penalized only once for holding on the year.

2008: Selected by the Broncos in the first round (12th overall) of the 2008 NFL Draft, Clady started all 16 games and played every offensive snap for Denver at left tackle as a rookie... Named a second-team All-Pro by the Associated Press... Finished third in the Associated Press' NFL Offensive Rookie of the Year voting and received all-rookie honors from *Pro Football Weekly*/PFWA and *The Sporting News*... Also named All-AFC by *Pro Football Weekly*/PFWA and All-Joe by *USA Today*... Became the first offensive lineman to be named Diet Pepsi NFL Rookie of the Week in the five-year history of the award for his play vs. K.C. (12/7)... Credited with allowing the fewest sacks (0.5) among all 16-game starting tackles in the NFL according to Stats Inc.... Called for just three penalties (2 false start, 1 holding) on the year... One of three rookies in the NFL to start every game at left tackle, joining Jake Long (Miami) and Duane Brown (Houston)... Helped Denver tie for first in the league in sacks allowed with a franchise record-low 12 and rank second in the league in total offense (395.8 ypg.)... Blocked for a Denver offense that ranked third in the NFL in yards per rush (4.8) despite placing a league-high seven running backs on injured reserve.

COLLEGE: Clady played 39 career games (37 starts) in three seasons at Boise State University, where he earned first-team All-Western Athletic Conference honors during his final two years at left tackle... Received first-team All-America honors from the American Football Coaches Association and *The Sporting News* while earning second-team recognition from the Walter Camp Football Foundation as a junior... Helped Boise State become the only undefeated major college football team in the country (13-0) en route to a final ranking of No. 5 in the country (Associated Press) after its Fiesta Bowl win against Oklahoma in 2006... Started at right tackle as a redshirt freshman after competing along the defensive line on Boise State's scout team as a true freshman.

PERSONAL: Clady received first-team All-Citrus Belt League honors as well as first-team all-county and All-CIF recognition as a defensive lineman at Eisenhower High School in Rialto, Calif.... Registered 60 tackles, five sacks and one fumble recovery as a senior... Brother, Chris, lettered as a defensive lineman at Colorado State University-Pueblo in 2009... Majored in communications at Boise State... Is the son of Ross Clady... Ryan Clady was born on Sept. 6, 1986, in Long Beach, Calif.

Clady's Regular Season Record

Year	Club	G	S
2008	Denver	16	16
2009	Denver	16	16
2010	Denver	16	16
CAREER TOTALS		**48**	**48**

ADDITIONAL STATISTICS: *Miscellaneous tackles — 2008 (1), 2010 (1), TOTAL (2).*

Did You Know?

Running back Terrell Davis finished his NFL career (1995-2002) with the Broncos averaging 97.5 rushing yards per game in the regular season, marking the third-highest such total in NFL history among players who have appeared in at least 75 games. Only Pro Football Hall of Fame members Jim Brown (104.3 ypg.) and Barry Sanders (99.8 ypg.) averaged more rushing yards per game than Davis.

Chris Clark

75

6-5 • 305 • 2nd Yr. • So. Mississippi

Born: Oct. 1, 1985, in New Orleans, La.

High School: McDonogh 35 High School, New Orleans, La.

Acquired: Waivers (Minnesota), 2010

NFL Year: 2nd • **Year with Broncos:** 2nd

NFL Games Played/Started: 8/0

Offensive Tackle

CLARK AT A GLANCE:

- A second-year offensive tackle who played in Denver's final eight games in 2010, primarily on special teams.
- Spent the 2008 and 2009 seasons on Minnesota's practice squad after competing in Tampa Bay's training camp as a rookie in '08.
- Started every game at left tackle during his final three seasons at the University of Southern Mississippi, earning All-Conference USA recognition following his senior year.
- Played in the New Orleans High School All-Star Game and was named an All-District offensive guard as a senior at McDonogh 35 High School in New Orleans.
- Assigned to the Broncos via waivers from Minnesota on Sept. 5, 2010.
- Entered the NFL with Tampa Bay as a college free agent on May 2, 2008.

CAREER TRANSACTIONS: Signed by Tampa Bay as a college free agent 5/2/08; Waived by Tampa Bay 8/30/08; Signed by Minnesota (practice squad) 9/10/08; Signed by Minnesota to a future contract 1/7/09; Waived by Minnesota 9/5/09; Signed by Minnesota (practice squad) 9/7/09; Signed by Minnesota to a future contract 1/25/10; Waived by Minnesota 9/4/10; Claimed off waivers by Denver 9/5/10.

2010: Clark played in Denver's final eight games (0 starts) after being assigned to the Broncos off waivers from Minnesota on Sept. 5... Played primarily on special teams and on Denver's goal-line and short-yardage packages... Made his NFL debut vs. K.C. (11/14), lining up as an eligible tackle on quarterback Tim Tebow's 1-yard touchdown run in the second quarter.

2009: Clark spent the 2009 season on Minnesota's practice squad.

2008: Clark, who entered the NFL as a college free agent with Tampa Bay on May 2, competed with the Buccaneers during training camp before being waived and spending his rookie season on Minnesota's practice squad.

COLLEGE: Clark played 48 games (39 starts) at the University of Southern Mississippi, opening every contest during his final three seasons at left tackle (30 starts) and left guard (9 starts)... Earned All-Conference USA honors following his junior and senior seasons as the Golden Eagles posted more than 2,000 rushing yards in both campaigns... Named to the Conference USA All-Freshman Team in 2004.

PERSONAL: Clark received all-district distinction at offensive guard and played in the 2002 New Orleans High School All-Star Game following his senior season at McDonogh 35 High School in New Orleans, La.... Won district and regional titles in shot put and discus as a prep senior... Chris Clark was born on Oct. 1, 1985, in New Orleans, La.

Clark's Regular Season Record

Year	Club	G	S
2008	Minnesota	PRACTICE SQUAD	
2009	Minnesota	PRACTICE SQUAD	
2010	Denver	8	0
CAREER TOTALS		**8**	**0**

Did You Know?

Wide receiver Rod Smith totaled at least 70 receptions for nine consecutive seasons with the Broncos from 1997-2005, a streak that ties for the second longest in NFL history.

BRITTON COLQUITT

6-3 • 205 • 3rd Yr. • Tennessee

Born: March 20, 1985, in Knoxville, Tenn.
High School: Bearden High School, Knoxville, Tenn.
Acquired: Practice-Squad Signee (Miami), 2009
NFL Year: 3rd • **Year with Broncos:** 3rd
NFL Games Played/Started: 16/0

4

PUNTER

COLQUITT AT A GLANCE:

- A third-year punter who kicked 86 times for a 44.6-yard average with 19 placed inside the 20-yard line in his first season of action in 2010.
- Tied for the NFL lead with six games grossing 50 or more yards in 2010, while posting the 10th-highest gross punting average (44.6) in team annals.
- Punted five times for a 281 yards at Arizona (12/12/10) to mark the highest single-game average (56.2) for a road game in franchise history.
- Completed brief stints on the Broncos' active roster and Miami's practice squad as a rookie in 2009.
- Joined by Kansas City's Dustin Colquitt as the first pair of brothers to punt in the NFL at the same time since 1941 (George and Wes McAfee).
- Averaged 42.6 yards on 209 career punts at the University of Tennessee, where he was a two-time All-Southeastern Conference selection and also handled kickoff duties.
- Entered the NFL with Denver as a college free agent on April 27, 2009.

CAREER TRANSACTIONS: Signed by Denver as a college free agent 4/27/09; Waived by Denver 9/1/09; Signed by Miami (practice squad) 12/22/09; Signed by Denver (active roster) 12/30/09.

2010: Colquitt played all 16 games and ranked fifth in the AFC and 11th in the NFL with a 44.6-yard gross average... Punted 86 times for 3,838 yards (44.6 gross / 36.6 net) with 19 punts placed inside the 20-yard line... Tied for the NFL lead with six games recording a gross average of 50-plus yards... Registered a 56.2 gross average at Ari. (12/12) to mark the third-highest total in franchise history (highest on the road).

2009: Colquitt, who entered the NFL with the Broncos as a college free agent on April 27, was waived by the club at the conclusion of training camp... Signed to Miami's practice squad on Dec. 22 before Denver signed him to its active roster on Dec. 30... Declared inactive for the Broncos' season finale vs. K.C. (1/3).

COLLEGE: Colquitt played 43 career games at Tennessee, punting 209 times for 8,897 yards (42.6 avg.) with 73 punts placed inside the 20-yard line while also handling kickoff duties... Only had one punt blocked at Tennessee... Earned All-Southeastern Conference honors twice... Played seven games as a senior in 2008, punting 42 times for 1,821 yards (43.4 avg.) with 13 punts placed inside the 20-yard line and a 71-yard long... Saw time in all 13 games for the Volunteers as a junior in 2007 and averaged 41.6 yards per punt (62-2,579) to earn second-team All-SEC honors... Ranked seventh in the nation and second in the SEC with a 44.9-yard punting average (46-2,066) as a sophomore in 2006 to earn consensus first-team All-SEC honors... Placed fourth in school history with his 44.9-yard punting average.

PERSONAL: Colquitt received all-state honors as a junior and senior at Bearden High School in Knoxville, Tenn., where he kicked and punted... Also lettered in soccer in high school, helping Bearden to a No. 1 national ranking and a state championship as a junior (25-0 record)... Father (Craig), brother (Dustin) and cousin (Jimmy) all punted for Tennessee... Craig Colquitt won two Super Bowl rings as the Steelers' punter from 1978-84, Dustin Colquitt punts for the Chiefs and Jimmy Colquitt punted for the Seahawks in 1985... Majored in mechanical engineering at Tennessee... Britton Colquitt was born on March 20, 1985, in Knoxville, Tenn.

COLQUITT'S REGULAR SEASON RECORD

Year	Club	G	S	No.	Yds.	Avg.	Net.	TB	In 20	LG	Blk.
2009	Den./Mia.	0	0	0	0	0.0	0.0	0	0	—	0
2010	Denver	16	0	86	3,835	44.6	36.6	7	19	63	0
CAREER TOTALS		**16**	**0**	**86**	**3,835**	**44.6**	**36.6**	**7**	**19**	**63**	**0**

ADDITIONAL STATISTICS: *Special teams tackles — 2010 (1), TOTAL (1). Kickoffs — 2010 (1 for 69 yds., 69.0 avg.), TOTAL (1 for 69 yds., 69.0 avg.).*

COLQUITT SHOWS A BIG LEG

MOST GAMES WITH A 50+YARD GROSS PUNTING AVERAGE, NFL, 2010

	Player	No.
1.	**Britton Colquitt, Den.**	**6**
	Matt McBriar, Dal.	6
	Mike Scifres, S.D.	6
4.	Shane Lechler, Oak.	5
5.	Andy Lee, S.F.	4

COLQUITT'S SINGLE-GAME HIGHS

(postseason in parentheses)

Punts — 9 at San Diego, 11/22/10 (none). **Gross punt average** — 56.2 at Arizona, 12/12/10 (none). **Net punt average** — 46.3 vs. Indianapolis, 9/26/10 (none). **Longest punt** — 63 vs. Seattle, 9/19/10 (none). **Punts inside the 20** — 4 at San Francisco (London), 10/31/10 (none).

BRITTON COLQUITT'S CAREER GAME-BY-GAME

(Victories asterisked)

2010 DENVER (4-12) — PUNTING

Date	Opponent	P/S	No.	Yds.	Avg.	Net.	TB	In 20	LG	Blk.	Opp. Ret.	Ret. Yds.
Sep 12	at Jacksonville	P	4	172	43.0	36.5	0	1	51	0	3	26
Sep 19	vs. Seattle*	P	4	205	51.3	30.8	0	2	63	0	3	82
Sep 26	vs. Indianapolis	P	3	143	47.7	46.3	0	1	55	0	1	4
Oct 3	at Tennessee*	P	5	208	41.6	35.8	1	2	51	0	1	9
Oct 10	at Baltimore	P	7	281	40.1	35.7	0	0	53	0	3	31
Oct 17	vs. N.Y. Jets	P	6	301	50.2	39.7	2	1	58	0	3	23
Oct 24	vs. Oakland	P	7	364	52.0	45.3	0	0	61	0	6	47
Oct 31	at San Francisco (London)	P	7	236	33.7	31.6	0	4	48	0	2	15
Nov 14	vs. Kansas City*	P	2	82	41.0	23.0	1	0	46	0	1	16
Nov 22	at San Diego	P	9	335	37.2	33.2	0	1	50	0	5	36
Nov 28	vs. St. Louis	P	4	201	50.3	40.5	1	0	57	0	3	19
Dec 5	at Kansas City	P	7	288	41.1	39.1	0	2	48	0	4	14
Dec 12	at Arizona	P	5	281	56.2	41.8	0	0	60	0	5	72
Dec 19	at Oakland	P	7	307	43.9	34.3	1	1	56	0	5	47
Dec 26	vs. Houston*	P	4	174	43.5	35.0	1	2	52	0	2	14
Jan 2	vs. San Diego	P	5	257	51.4	32.4	0	2	57	0	3	95
Regular Season Totals		**16/0**	**86**	**3,835**	**44.6**	**36.6**	**7**	**19**	**63**	**0**	**50**	**550**

PERRISH COX

6-0 • 198 • 2nd Yr. • Oklahoma State

Born: Jan. 10, 1987, in Waco, Texas
High School: University High School, Waco, Texas
Acquired: Draft #5 (137th overall), 2010
NFL Year: 2nd • **Year with Broncos:** 2nd
NFL Games Played/Started: 15/9

32

CORNERBACK

COX AT A GLANCE:

- A second-year cornerback who played 15 games (9 starts) in 2010 and ranked third among NFL rookies with a team-high 14 passes defensed.
- Became the first Broncos rookie to start at least nine games at cornerback since Darrent Williams in 2005.
- Earned first-team All-Big 12 Conference honors on defense and garnered All-America recognition at for his ability on special teams, where he scored six touchdowns (4 kickoff, 2 punt) during his collegiate career at Oklahoma State University.
- Named a finalist for the Thorpe Award (nation's best defensive back) and earned first-team all-conference accolades in 2009 after leading the country in pass breakups (19) and posting a career-high four interceptions.
- Finished his career at Oklahoma State with the third-most kickoff return yards (2,804) in FBS history (most in Big 12 annals) along with a school-record four kickoff return touchdowns and 10 kickoff returns of at least 50 yards.
- Named District 16-4A MVP as a senior at University High School in Waco, Texas.
- Selected by the Broncos in the fifth round (137th overall) of the 2010 NFL Draft.

CAREER TRANSACTIONS: Signed by Denver as a draft choice 6/9/10.

2010: Selected by the Broncos in the fifth round (137th overall) of the 2010 NFL Draft, Cox played 15 games (9 starts) and totaled 54 tackles (53 solo), one interception (15 yds.), two forced fumbles and a team-high 14 passes defensed, which ranked third among league rookies in 2010... Returned nine kickoffs for 172 yards (19.1 avg.) and three punts for 7 yards (2.3 avg.) in addition to making four tackles on special teams... Became the first Broncos rookie to start at least nine games at cornerback since Darrent Williams in 2005... Recorded his first career interception vs. Sea. (9/19) in the fourth quarter... Made his first NFL start vs. Ind. (9/26) and led the team with a career-high four passes defensed... Inactive at S.F. (10/31) due to concussion symptoms.

COLLEGE: Cox played 48 games (36 starts) at Oklahoma State University and distinguished himself as one of the elite cornerbacks and return men in college football during his career... Totaled 134 tackles (107 solo), two sacks (5 yds.), 10 interceptions (33 yds.), one forced fumble and one fumble recovery on defense... Scored six touchdowns on special teams (4 kickoff, 2 punt) and posted the third-most kickoff return yards (2,804) in FBS history (most in Big 12 Conference annals)... Named a finalist for the Thorp Award (nation's best defensive back) following his senior season and earned first-team All-Big 12 honors after leading the country in pass breakups (19) and recording a career-best four interceptions... Named a first-team All-American as a returner (Sportsline.com) after leading the Big 12 (3rd in nation) with a 29.8-yard kickoff return average with two touchdowns and a school-record 895 kickoff return yards (30 returns).

PERSONAL: Cox attended University High School in Waco, Texas, where he received first-team Class 4A all-state and All-Central Texas honors along with being named District 16-4A MVP as a senior... Played in the U.S. Army All-American game after leading his team with nine interceptions on defense and recording 47 catches for 670 yards (14.3 avg.) with 12 touchdowns on offense... Perrish Cox was born on Jan. 10, 1987, in Waco, Texas.

COX'S STANDOUT ROOKIE SEASON

MOST PASSES DEFENSED BY A ROOKIE (NFL, 2010)

	Player	GP	PD
1.	Joe Haden, Cle.	16	18
2.	EDevin McCourty, N.E.	16	17
3.	**Perrish Cox, Den.**	**15**	**14**
4.	Alterraun Verner, Ten.	16	11
5.	Three players	16	10

MOST STARTS BY A BRONCOS ROOKIE CORNERBACK (Since 1970 NFL merger)

	Player	Year	INTs
1.	Calvin Jones	1973	14
2.	Louis Wright	1975	11
3.	**Perrish Cox**	**2010**	**9**
	Darrent Williams	2005	9
5.	Domonique Foxworth	2005	7

COX'S REGULAR SEASON RECORD

Year	Club	G	S	UT	A	TT	S-Yds.	I-Yds.	PD	FF	FR	TD-Int.	TD-FR	S	Pts.
2010	Denver	15	9	53	1	54	0-0	1-15	14	2	0	0	0	0	0
CAREER TOTALS		**15**	**9**	**53**	**1**	**54**	**0-0**	**1-15**	**14**	**2**	**0**	**0**	**0**	**0**	**0**

ADDITIONAL STATISTICS: *Special teams tackles — 2010 (4), TOTAL (4). Kick returns — 2010 (9 for 172 yds., 19.1 avg., 30 LG), TOTAL (9 for 172 yds., 19.1 avg., 30 LG). Punt returns — 2010 (3 for 7 yds., 2.3 avg., 4 LG, 1 FC), TOTAL (3 for 7 yds., 2.3 avg., 4 LG, 1 FC).*

PERRISH COX'S CAREER GAME-BY-GAME

(Victories asterisked)

2010 DENVER (4-12)

			TACKLES							
Date	**Opponent**	**P/S**	**UT**	**A**	**TT**	**S-Yds.**	**I-Yds.**	**PD**	**FF**	**FR**
Sep 12	at Jacksonville	P	0	0	0	0-0	0-0	0	0	0
Sep 19	vs. Seattle*	P	1	0	1	0-0	1-15	1	0	0
Sep 26	vs. Indianapolis	S	2	0	2	0-0	0-0	4	0	0
Oct 3	at Tennessee*	S	5	0	5	0-0	0-0	1	0	0
Oct 10	at Baltimore	P	5	1	6	0-0	0-0	1	0	0
Oct 17	vs. N.Y. Jets	S	7	0	7	0-0	0-0	1	1	0
Oct 24	vs. Oakland	S	2	0	2	0-0	0-0	1	0	0
Oct 31	at San Francisco (London)				INACTIVE					
Nov 14	vs. Kansas City*	S	4	0	4	0-0	0-0	0	0	0
Nov 22	at San Diego	S	4	0	4	0-0	0-0	0	0	0
Nov 28	vs. St. Louis	S	3	0	3	0-0	0-0	0	0	0
Dec 5	at Kansas City	S	8	0	8	0-0	0-0	0	0	0
Dec 12	at Arizona	P	3	0	3	0-0	0-0	2	0	0
Dec 19	at Oakland	P	0	0	0	0-0	0-0	0	0	0
Dec 26	vs. Houston*	P	2	0	2	0-0	0-0	0	0	0
Jan 2	vs. San Diego	S	7	0	7	0-0	0-0	2	1	0
Regular Season Totals		**15/9**	**53**	**1**	**54**	**0-0**	**1-15**	**14**	**2**	**0**

STANLEY DANIELS

6-4 • 335 • 2ND YR. • WASHINGTON

BORN: Nov. 30, 1984, in San Diego, Calif.
HIGH SCHOOL: Marian Catholic High School, San Diego, Calif.
ACQUIRED: Free Agent, 2010
NFL YEAR: 2nd • **YEAR WITH BRONCOS:** 2nd
NFL GAMES PLAYED/STARTED: 7/4

64

OFFENSIVE GUARD

DANIELS AT A GLANCE:

- A second-year offensive guard who played in seven games in 2010, starting the first four contests at left guard for the Broncos.
- Saw time on Green Bay's practice squad in 2009 and competed on the N.Y. Jets' practice squad in 2008.
- Appeared in 36 games (24 starts) at the University of Washington, playing offensive guard after starting his collegiate career on the defensive line.
- Played tight end and defensive line at Marian Catholic High School in San Diego, earning CIF-San Diego Section first-team defensive honors.
- Assigned to the Broncos via waivers from Green Bay on May 13, 2010.
- Entered the NFL with St. Louis as a college free agent on May 3, 2007.

CAREER TRANSACTIONS: Signed by St. Louis as a college free agent 5/3/07; Waived by St. Louis 6/21/07; Signed by N.Y. Jets 8/13/07; Waived by N.Y. Jets 8/16/07; Signed by N.Y. Jets to a future contract 1/8/08; Waived by N.Y. Jets 8/30/08; Signed by N.Y. Jets (practice squad) 9/1/08; Waived by N.Y. Jets 9/9/08; Signed by N.Y. Jets (practice squad) 9/16/08; Signed by N.Y. Jets to a future contract 12/30/08; Waived by N.Y. Jets 9/5/09; Signed by Green Bay (practice squad) 9/29/09; Waived by Green Bay 10/27/09; Signed by Green Bay (practice squad) 11/11/09; Signed by Green Bay to a future contract 1/11/10; Waived by Green Bay 5/12/10; Claimed off waivers by Denver 5/13/10; Waived by Denver 12/11/10; Signed by Denver (practice squad) 12/14/10; Signed by Denver (active roster) 12/22/10.

2010: Daniels played seven games (4 starts) for Denver, opening the first four contests at left guard... Called for just one penalty on the year... Waived on Dec. 11 before being signed to the practice squad on Dec. 14... Signed back to the active roster on Dec. 22.

2009: Daniels competed in training camp with the N.Y. Jets before being waived on Sept. 5... Spent most of the season with Green Bay after being signed to its practice squad on Sept. 29.

2008: Daniels spent the majority of the season on the N.Y. Jets' practice squad.

2007: Daniels, who entered the NFL with St. Louis as a college free agent on May 3, was waived by the Rams on June 21, and competed in a portion of the N.Y. Jets' training camp in August.

COLLEGE: Daniels played 36 games (24 starts) in his career at the University of Washington, opening every contest at left guard as a senior... Started seven games as a junior and received the KING-TV Most Improved Award for the Huskies... Began his career with Washington as a defensive lineman before moving to the offensive line at the start of his redshirt freshman season.

PERSONAL: Daniels attended Marian Catholic High School in San Diego, Calif., where he played tight end and defensive line... Earned CIF-San Diego Section first-team defensive honors and was named first-team all-state as a senior... His uncle, Ray May, played 13 seasons as a linebacker in the NFL, including three years with the Broncos (1973-75), starting 30-of-33 games played for the team... Hosted the innagural Stanley Daniels' Football Camp at Mater Dei Catholic High School (formerly Marian Catholic) in Chula Vista, Calif., during the offseason... Stanley Daniels Jr., who is the oldest of eight siblings, was born on Nov. 30, 1984, in San Diego, Calif.

DANIELS' REGULAR SEASON RECORD

Year	Club	G	S
2008	N.Y. Jets	PRACTICE SQUAD	
2009	Green Bay	PRACTICE SQUAD	
2010	Denver	7	4
CAREER TOTALS		**7**	**4**



BRITT DAVIS

17

6-3 • 215 • 2nd Yr. • Northern Illinois

Born: April. 10, 1986, in Broadview, Ill.

High School: Riverside-Brookfield High School, Broadview, Ill.

Acquired: Free Agent, 2010

NFL Year: 2nd • **Year with Broncos:** 2nd

NFL Games Played/Started: 3/0

Wide Receiver

DAVIS AT A GLANCE:

- A second-year wide receiver who played in Denver's last three regular-season games in 2010 and contributed contributed four special-teams tackles after being promoted from its practice squad.
- Spent a portion of his rookie season in 2009 on the N.Y. Jets' practice squad.
- Caught 146 passes—fifth most in school history—for 1,676 yards (11.5 avg.) with nine touchdowns during his four-year career at Northern Illinois University.
- Earned honorable mention All-Mid-American Conference accolades after leading the Huskies with a sophomore-record 57 receptions for 731 yards (12.8 avg.) with three touchdowns.
- Named a two-time all-state quarterback at Riverside-Brookfield High School in Broadview Ill., while accounting for 7,700 combined yards with 90 total touchdowns in his prep career.
- Joined the Broncos as a free agent on Aug. 5, 2010.
- Entered the NFL as a college free agent with the New York Jets on May 1, 2009.

CAREER TRANSACTIONS: Signed by N.Y. Jets as a college free agent 5/1/09; Waived by N.Y. Jets 9/5/09; Signed by N.Y. Jets (practice squad) 11/17/09; Signed to a future contract by N.Y. Jets 1/25/10; Waived by N.Y. Jets 8/1/10; Signed by Denver 8/5/10; Waived by Denver 9/4/10; Signed by Denver (practice squad) 9/6/10; Signed by Denver (active roster) 12/13/10.

2010: Davis signed with the Broncos during training camp and played in Denver's last three games (0 starts) after spending the first 14 weeks of the season on the practice squad... Contributed four special-teams stops to tie for the team lead during the last three weeks, including a two-tackle effort in his NFL debut at Oak. (12/19).

2009: Davis, who entered the NFL with the N.Y. Jets as a college free agent on May 1, competed in New York's training camp before being waived on Sept. 5... Signed to the club's practice squad for the last seven weeks of the season.

COLLEGE: Davis finished fifth in Northern Illinois University history with 146 career receptions for 1,676 yards (11.5 avg.) with nine touchdowns... Totaled 2,063 all-purpose yards in four seasons...Earned Honorable Mention All-Mid American Conference distinction after leading the Huskies with a school sophomore-record 57 receptions for 731 yards (12.8 avg.) and three touchdowns.

PERSONAL: Davis produced 7,700 combined yards and 90 touchdowns in 22 starts at quarterback on two Class 5A state playoff teams at Riverside-Brookfield High School in Broadview, Ill.... Earned all-state honors as a junior and senior... Completed 461-of-766 passes for 6,266 yards with 39 touchdowns and 21 interceptions in addition to 1,434 rushing yards on 163 attempts with 17 touchdowns... Named first-team Suburban Prairie Conference All-East Division and Division MVP as a senior... Britt Davis was born on April 23, 1986, in Broadview, Ill.

DAVIS' REGULAR SEASON RECORD

				RECEIVING					RUSHING					SCORING					
Year	Club	G	S	No.	Yds.	Avg.	LG	TD	No.	Yds.	Avg.	LG	TD	TD	TDr	TDp	TDrt	2pt	Pts.
2009	N.Y. Jets	PRACTICE SQUAD																	
2010	Denver	3	0	0	0	0.0	—	0	0	0	0.0	—	0	0	0	0	0	0	0
CAREER TOTALS		**3**	**0**	**0**	**0**	**0.0**	**—**	**0**	**0**	**0**	**0.0**	**—**	**0**	**0**	**0**	**0**	**0**	**0**	**0**

ADDITIONAL STATISTICS: *Special teams tackles — 2010 (4), TOTAL (4).*

BRITT DAVIS' CAREER GAME-BY-GAME

(Victories asterisked)

2010 DENVER (4-12)			RECEIVING					SCORING	
Date	Opponent	P/S	No.	Yds.	Avg.	LG	TD	2pt.	Pts.
Games 1-13		PRACTICE SQUAD							
Dec 19	at Oakland	P	0	0	0.0	—	0	0	0
Dec 26	vs. Houston*	P	0	0	0.0	—	0	0	0
Jan 2	vs. San Diego	P	0	0	0.0	—	0	0	0
Regular Season Totals		**3/0**	**0**	**0**	**0.0**	**—**	**0**	**0**	**0**

BRIAN DAWKINS

20

6-0 • 210 • 16th Yr. • Clemson

Born: Oct. 13, 1973, in Jacksonville, Fla.

High School: Raines County High School, Jacksonville, Fla.

Acquired: Unrestricted Free Agent (Philadelphia), 2009

NFL Year: 16th • **Year with Broncos:** 3rd

NFL Games Played/Started: 210/209 • **Postseason:** 18/18

Safety

DAWKINS AT A GLANCE:

- A 16th-year player who is one of the most accomplished safeties in NFL history, earning a spot on the NFL All-Decade Team (2000s) and tying for the third-most Pro Bowl selections (8) at the safety position in league annals.
- Named a Pro Bowl starter in his first year with the Broncos in 2009 after joining the club as an unrestricted free agent following 13 years with the Eagles.
- Received Pro Bowl honors during five of the last seven seasons and has been honored as a first-team All-Pro by the Associated Press four times for his career.
- Recorded at least one interception in every year as a pro as one of just six players in NFL history to post an interception in 15 consecutive seasons.
- Finished his Eagles career as the franchise's all-time leader in regular-season games played (183), postseason starts (18) and overall wins (109) while tying for the club lead in interceptions (34).
- Owns 37 career interceptions and 23 sacks as one of only five players in NFL history with at least 35 interceptions and 20 sacks for his career.
- Ranks fourth in league annals in career sacks (23) by a defensive back.
- Averaged nearly 100 tackles (98.4) a year for his career and owns seven 100-tackle seasons, including a personal-best 155 tackles for the Eagles in 2006 and 116 stops with the Broncos in 2009.
- Started every game he played since Week 2 of his rookie season in 1996 and has started all 16 games during four of the last six years as well as six times for his career.
- Named his conference's Defensive Player of the Month twice (December 2006 and '08) and owns three conference Defensive Player of the Week accolades for his career.
- Earned All-Atlantic Coast Conference honors three times at Clemson University, where he was a three-year starter for the Tigers who was elected to the school's Athletics Hall of Fame in 2009.
- Joined the Broncos as an unrestricted free agent on Feb. 28, 2009.
- Selected by Philadelphia in the second round (61st overall) of the 1996 NFL Draft.

CAREER TRANSACTIONS: Signed by Philadelphia as a draft choice 7/18/96; Signed by Denver as an unrestricted free agent Denver 2/28/09.

20's Trophy Case

All-Decade Team 2000s
Pro Bowl Selections (8) .. 1999, 2001-02, ... '04-06, '08-09
All-Pro (First Team) (4) ... 2001-02, '04, '06
All-Pro (Second Team) 1999

2010: Dawkins, who was voted a team captain, played 11 games (11 starts) and ranked third on the club with 66 tackles (55 solo) to go along with two sacks (12 yds.), one interception (-2 yds.), five passes defensed and two forced fumbles... Became one of only six players in NFL history to record an interception in 15 consecutive seasons... Played his 200th career game at Jac. (9/12) in his hometown... Inactive for five games due to injury.

2009: Dawkins, in his first year with the Broncos, was voted a team captain and was selected to his eighth Pro Bowl (starter) to tie for third-highest such total at the safety position in NFL history... Started all 16 games and

Dawkins Tied for Third In Pro Bowls By Safeties

MOST PRO BOWL SELECTIONS AT THE SAFETY POSITION, NFL HISTORY

	Player	Pro Bowls	Years Selected
1.	Ken Houston, Was./Hou.	10	1970-79
2.	John Lynch, Den./T.B.	9	1997, '99-02, '04-07
3.	**Brian Dawkins, Den./Phi.**	**8**	**1999, 2001-02, '04-06, '08-09**
	Steve Atwater, NYJ/Den.	8	1990-96, '98

DAWKINS PART OF EXCLUSIVE NFL DEFENSIVE CLUB

PLAYERS WITH AT LEAST 35 CAREER INTERCEPTIONS AND 20 CAREER SACKS, NFL HISTORY

Player	Pos.	Years	INTs	Sacks
LeRoy Butler, G.B.	S	1990-2001	38	20.5
Ronde Barber, T.B.	CB	1997-Pres.	40	26.0
Brian Dawkins, Den./Phi.	**S**	**1996-Pres.**	**37**	**23.0**

finished second on the club with 116 tackles (95 solo) while adding two interceptions, 10 pass breakups, three fumble recoveries and one forced fumble... Named the Broncos' recipient of their Ed Block Courage Award... Was one of three safeties in the AFC (Baltimore's Ed Reed and Houston's Bernard Pollard) with multiple interceptions and multiple fumble recoveries... Tied for second in Broncos history in fumble recoveries by a safety for a season... Started all 16 games for the sixth time in his career and registered his seventh-career 100-tackle effort... Helped Denver rank third in the league in passing yards per game allowed (186.3)... Intercepted Peyton Manning twice at Ind. (12/13)... Led the Broncos with eight tackles at Phi. (12/27) in his first game against the Eagles.

2008: Dawkins earned his seventh career trip to the Pro Bowl, starting all 16 games for the fifth time in his career and ranking third on the Eagles with 142 tackles (96 solo)... Added three sacks (22 yds.), one interception (25 yds.), 14 pass breakups, six forced fumbles and one fumble recovery... Had 27 tackles (20 solo), one sack (11 yds.), three pass breakups and one forced fumble in three playoff starts, helping the Eagles advance to the NFC Championship Game for the fifth time in his career... Named NFC Defensive Player of the Month for December after posting 36 tackles, two forced fumbles and one sack to help lead the Eagles to a 3-1 record while limiting opponents to 40 points for the month... Named NFC Defensive Player of the Week vs. Pit. (9/21) after posting 10 tackles, one sack, one forced fumble and one fumble recovery... Tied Eric Allen and Bill Bradley for the Eagles' all-time record in interceptions with his 34th career interception off a Kurt Warner pass vs. Ari. (11/27)... Became the Eagles' all-time leader in games played when he overtook wide receiver Harold Carmichael (181) vs. Cle. (12/15).

2007: Dawkins started all 10 games played for Philadelphia, compiling 51 tackles (29 solo), one interception (1 yd.) and eight pass breakups... Named the starting free safety on the Eagles' 75th Anniversary team as voted on by fans... Missed Games 3-7 with a neck injury... Intercepted a pass at Dal. (12/16).

2006: Dawkins started all 16 games for the Eagles for the second year in a row, totaling a career-high 155 tackles (111 solo) while matching his career high with four interceptions (38 yds.) to earn his sixth trip to the Pro Bowl... Led the club with 14 pass breakups and five forced fumbles while adding one sack (9 yds.)... Made 13 tackles (10 solo) and broke up one pass in two postseason starts... Earned first-team All-Pro recognition from the Associated Press and *USA Today Weekly* while collecting All-NFC accolades from *Pro Football Weekly*... Named to Vic Carucci's All-Interview team for NFL.com... Selected as NFC Defensive Player of the Month for December after posting 48 tackles, three interceptions, two forced fumbles, six pass breakups and one sack to help the Eagles go 5-0 and clinch the NFC East that month... Named NFC Defensive Player of the Week after posting 16 tackles, one interception and two forced fumbles at NYG (12/17).

2005: Dawkins earned his fifth career trip to the Pro Bowl for Philadelphia, totaling 125 tackles (75 solo), three interceptions (24 yds.), 3.5 sacks (26 yds.), 15 pass breakups, five forced fumbles and one fumble recovery... Was one of five players in the NFL with at least three sacks and three interceptions... His 15 pass breakups marked his second-best season total... Notched his third career 16-start campaign.

2004: Dawkins started all 15 games played for Philadelphia, earning his fourth career Pro Bowl selection after totaling 95 tackles (60 solo) and three sacks (15 yds.) while tying his personal best with four interceptions (40 yds.)... Added nine pass breakups, two forced fumbles and one fumble recovery... Started all three playoff games, including Super Bowl XXXIX vs. N.E. (2/6), and had 12 tackles (11 solo), one interception (19 yds.), one sack (12 yds.), two pass breakups and two forced fumbles... Chosen by his teammates as the team's defensive MVP while earning first-team All-Pro recognition from the Associated Press, *College and Pro Football Newsweekly*, *The Sporting News*, *Pro Football Weekly* and *Football Digest* in addition to collecting All-NFL and All-NFC honors from *Pro Football Weekly*... Was one of only four players in the NFL to record at least three sacks and three interceptions during the season.

DAWKINS' INTs BY QUARTERBACK

**denotes win (Dawkins' teams are 25-14, including postseason, in games in which he records an interception.)*

QB	INTs	Dates
Brett Favre	3	1 at G.B., 9/17/00, 1 vs. G.B., 1/11/04* (NFC Divisional Game), 1 vs. G.B., 12/5/04*
Eli Manning	3	1 at NYG, 11/28/04*, 1 vs. NYG, 12/11/05, at NYG, 12/17/06*
Michael Vick	3	1 vs. Atl., 1/11/03* (NFC Divisional Game), 1 vs. Atl., 1/23/05* (NFC Championship), 1 at Atl., 9/12/05
Tony Banks	2	at Was., 12/16/01*
Peyton Manning	2	at Ind., 12/13/09
Jake Plummer	2	1 at Ari., 11/2/97, 1 vs. Ari., 9/12/99
Tony Romo	2	1 at Dal., 12/25/06*, 1 at Dal., 12/16/07*
Drew Bledsoe	1	vs. Dal., 10/8/06*
David Carr	1	vs. Hou., 9/29/02*
Randall Cunningham	1	vs. Dal., 11/5/00*
Jake Delhomme	1	vs. Car., 12/4/06*
Trent Dilfer	1	vs. T.B., 9/19/99
Craig Erickson	1	vs. Mia., 10/20/96*
Jay Fiedler	1	at Mia., 12/15/03*
Ryan Fitzpatrick	1	at Stl., 12/18/05*
Doug Flutie	1	at Buf., 9/26/99
Kent Graham	1	at NYG, 11/22/98
Trent Green	1	vs. Was., 10/11/98*
Matt Hasselbeck	1	vs. Sea., 9/19/10
Bobby Hebert	1	at Atl., 9/22/96*
Jeff Hostetler	1	at Was., 12/21/97
Damon Huard	1	at Mia., 10/24/99
Brad Johnson	1	vs. T.B., 1/12/02 (NFC Wild Card Game)
Kevin Johnson^	1	at Cle., 12/10/00*
Danny Kanell	1	vs. NYG, 12/7/97
Jim Kelly	1	vs. Buf., 11/10/96
Jim Miller	1	vs. Chi., 10/22/00*
Patrick Ramsey	1	at Was., 12/12/04*
Ben Roethlisberger	1	at Pit., 11/7/04
Kurt Warner	1	vs. Ari., 11/27/08*
Danny Wuerffel	1	at Was., 9/16/02*

^ - Johnson is a wide receiver

DAWKINS AMONG NFL ALL-TIME LEADERS IN SACKS BY DBs

MOST SACKS BY A DEFENSIVE BACK, NFL HISTORY

	Player	Pos.	Years	Sacks
1.	Rodney Harrison, N.E./S.D.	S	1994-Pres.	30.5
2.	Ronde Barber, T.B.	CB	1997-Pres.	26.0
3.	Carnell Lake, Bal./Jac./Pit.	S	1989-2001	25.0
4.	**Brian Dawkins, Den./Phi.**	**S**	**1996-Pres.**	**23.0**
5.	Adrian Wilson, Ari.	S	2001-Pres.	22.5

2003: Dawkins was limited to seven games (all starts) for the Eagles due to a Lis Franc sprain... Contributed 51 tackles (32 solo), one interception (0 yds.), 0.5 sacks (5.5 yds.), five pass breakups and two forced fumbles... Inactive for Games 2-9 due to his Lis Franc sprain... Started both postseason games, totaling eight tackles (all solo) and one interception (35 yds.).

2002: Selected to his third career Pro Bowl, Dawkins started all 16 games for Philadelphia, totaling 131 tackles (78 solo), two interceptions (27 yds.) and three sacks (27 yds.)... Added 10 pass breakups, seven forced fumbles and three fumble recoveries... Earned first-team All-Pro honors from the Associated Press, *Football Digest*, *Sports Illustrated*, *The Sporting News*, *College and Pro Football Newsweekly* and *USA Today Sports Weekly*... Selected by his teammates as the Eagles' defensive MVP... Named NFC Defensive Player of the Week after becoming the first player in NFL history to record a sack, interception, fumble recovery and touchdown reception in a single game vs. Hou. (9/29).

2001: Dawkins earned his second career Pro Bowl selection after registering his second 100-tackle season with 106 stops (55 solo), two interceptions (15 yds.) and 1.5 sacks (11 yds.) in 15 starts for Philadelphia... Named a first-team All-Pro by the Associated Press... Added 13 pass breakups, two fumble recoveries and two forced fumbles... Started all three playoff games, totaling 13 tackles (12 solo), one interception (0 yds.) and three pass breakups... Scored on a 49-yard fumble return for a touchdown vs. S.D. (12/9).

2000: Named a Pro Bowl alternate, Dawkins started all 13 games played for Philadelphia and had 94 tackles (54 solo), four interceptions (62 yds.) and two sacks (18 yds.)... Added 10 pass breakups and one fumble recovery... Had five tackles (3 solo) in a pair of postseason starts... Missed Games 4-6 while recovering from appendectomy surgery.

1999: Dawkins earned his first career Pro Bowl selection, starting all 16 games for the Eagles and totaling 103 tackles (77 solo), four interceptions (127 yds.) and a career-best 22 pass breakups... Also had 1.5 sacks (23.5 yds.), six forced fumbles (team high) and two fumble recoveries... Received second-team All-Pro honors from the Associated Press... Tied a Pro Bowl record with two interceptions in the NFL's annual all-star game... Scored on a 67-yard interception return at Mia. (10/24).

1998: Dawkins started all 14 games played for the Eagles, ranking second among the team's defensive backs with 92 tackles (66 solo)... Had two interceptions (39 yds.), one sack (10 yds.), eight pass breakups, two forced fumbles and one fumble recovery... Missed Games 7-8 with an ankle injury.

1997: Dawkins started all 15 games played for the Eagles, registering 75 tackles (62 solo) while tying for the team lead with three interceptions (76 yds.) among 11 pass breakups... Scored his first career touchdown on a 64-yard interception return vs. NYG (12/7).

1996: Selected by Philadelphia in the second round (61st overall) of the 1996 NFL Draft, Dawkins totaled 74 tackles (53 solo), three interceptions (41 yds.), one sack (10 yds.), nine pass breakups, one forced fumble and two fumble recoveries in 14 games (13 starts) as a rookie... Intercepted his first career pass (Bobby Hebert) at Atl. (9/22).

COLLEGE: Dawkins was a three-year starter at Clemson University, where he totaled 234 career tackles and 11 interceptions... Earned All-Atlantic Coast Conference honors three times for the Tigers... Named a second-team All-American as a senior after tying for the conference lead with six interceptions.

PERSONAL: Dawkins earned all-state recognition at Raines County High School in Jacksonville, Fla., where he led his team to 30 consecutive wins... Inducted into the Raines High School Hall of Fame in 2004 and the Clemson University Athletics Hall of Fame in 2009... Named South Carolina Professional Athlete of the Year for 2008... Won the Byron "Whizzer" White Award in 2009 that is presented annually to the NFL player who serves his team, com-

DAWKINS NO STRANGER TO INTERCEPTIONS

MOST CONSECUTIVE SEASONS WITH AN INTERCEPTION, NFL HISTORY

	Player	Team	Years	No.
1.	Darrell Green	Washington	1983-2001	19
2.	Eugene Robinson	Car./Atl./G.B./Sea.	1985-2000	16
	Willie Brown	Oak./Den.	1963-78	16
4.	**Brian Dawkins**	**Den./Phi.**	**1996-2010**	**15**
	Ken Riley	Cincinnati	1969-83	15
	Pat Fischer	Stl./Was.	1962-76	15

munity and country in the spirit of Byron "Whizzer" White... One of three finalists for the 2008 Walter Payton NFL Man of the Year Award… Selected by United Way as a spokesman for its Live United campaign in 2009... Recognized as the "2008 Father of the Year" by the American Diabetes Association for his dedication to his family and his community work... Serves as a spokesman for the Juvenile Diabetes Research Foundation... Works closely with the Burn Prevention Foundation, hosting an annual golf tournament to raise awareness and funds for its programs... Teams up with the *Denver Post* to create an award given each week during the season to a local high school football player who demonstrates strong commitment to and accomplishment in sports and in the classroom, character off the field an an ability to overcome adversity with the winner receiving tickets to a Broncos game... Selected by his teammates as the 2005 Eagles Man of the Year for his charitable work and was honored by the NFLPA with the Fans' Choice Award... Accompanied NFL Commissioner Paul Tagliabue to Germany for World Bowl 14 in 2006 and visited troops stationed there during his visit... Has collected over 200 X-Men comic books and owns more than 20 Wolverine figures... Received a bachelor's degree in education at Clemson... Married to his high school sweetheart, Connie, and the couple has four children: Brian Jr., Brionni and twin daughters Chonni and Cionni... Brian Dawkins was born Oct. 13, 1973, in Jacksonville, Fla.

DAWKINS' REGULAR SEASON RECORD

Year	Club	G	S	UT	A	TT	S-Yds.	I-Yds.	PD	FF	FR	TD-Int.	TD-FR	S	Pts.
1996	Philadelphia	14	13	53	21	74	1-10	3-41	9	1	2	0	0	0	0
1997	Philadelphia	15	15	62	13	75	0-0	3-76	11	0	0	1	0	0	6
1998	Philadelphia	14	14	66	26	92	1-10	2-39	8	2	1	0	0	0	6
1999	Philadelphia	16	16	77	26	103	1.5-23.5	4-127	22	6	2	1	0	0	6
2000	Philadelphia	13	13	57	37	94	2-18	4-62	10	0	1	0	0	0	0
2001	Philadelphia	15	15	55	51	106	1.5-11	2-15	13	2	2	0	0	0	0
2002	Philadelphia	16	16	78	53	131	3-27	2-27	10	7	3	0	1	0	0
2003	Philadelphia	7	7	32	19	51	0.5-5.5	1-0	5	2	0	0	0	0	0
2004	Philadelphia	15	15	60	35	95	3-15	4-40	9	2	1	0	0	0	0
2005	Philadelphia	16	16	75	50	125	3.5-26	3-24	15	5	1	0	0	0	0
2006	Philadelphia	16	16	111	44	155	1-9	4-38	14	5	0	0	0	0	0
2007	Philadelphia	10	10	29	22	51	0-0	1-1	8	0	0	0	0	0	0
2008	Philadelphia	16	16	96	46	142	3-22	1-25	14	6	1	0	0	0	0
2009	Denver	16	16	95	21	116	0-0	2-0	10	1	3	0	0	0	0
2010	Denver	11	11	55	11	66	2-12	1--2	5	2	0	0	0	0	0
CAREER TOTALS		**210**	**209**	**1,001**	**475**	**1,476**	**23-189**	**37-513**	**163**	**41**	**17**	**2**	**1**	**0**	**18**
BRONCOS TOTALS		**27**	**27**	**150**	**32**	**182**	**2-12**	**3--2**	**15**	**3**	**3**	**0**	**0**	**0**	**0**

ADDITIONAL STATISTICS: *Special teams tackles — 1996 (11), 1997 (8), 1998 (3), 2000 (1), TOTAL (23). Caught a 57-yard touchdown pass vs. Houston (9/29/02).*

DAWKINS' POSTSEASON RECORD

Year	Club	G	S	UT	A	TT	S-Yds.	I-Yds.	PD	FF	FR	TD-Int.	TD-FR	S	Pts.
1996	Philadelphia	1	1	6	0	6	0-0	0-0	0	0	0	0	0	0	0
2000	Philadelphia	2	2	3	2	5	0-0	0-0	0	0	0	0	0	0	0
2001	Philadelphia	3	3	12	1	13	0-0	1-0	3	0	0	0	0	0	0
2002	Philadelphia	2	2	6	4	10	0-0	1-21	1	0	0	0	0	0	0
2003	Philadelphia	2	2	8	0	8	0-0	1-35	1	0	0	0	0	0	0
2004	Philadelphia	3	3	11	1	12	1-12	1-19	2	2	0	0	0	0	0
2006	Philadelphia	2	2	10	3	13	0-0	0-0	1	0	0	0	0	0	0
2008	Philadelphia	3	3	20	7	27	1-11	0-0	3	1	0	0	0	0	0
CAREER TOTALS		**18**	**18**	**76**	**18**	**94**	**2-23**	**4-75**	**11**	**3**	**0**	**0**	**0**	**0**	**0**

DAWKINS' SINGLE-GAME HIGHS

(Postseason in parentheses)

Interceptions — 2, twice, last at Indianapolis, 12/13/09 (1, four times, last vs. Atlanta, 1/23/05). **Interception return yards** — 67 at Miami, 10/24/99 (35 vs. Green Bay, 1/11/04). **Sacks** — 2 vs. Arizona, 11/19/00 (1, twice, last at Minnesota, 1/4/09). **Sack yards** — 19 vs. New England, 12/19/99 (12 vs. Minnesota, 1/16/05).

DAWKINS' MULTIPLE-INTERCEPTION GAMES (2)

**denotes win (Dawkins' teams are 1-1 when he records more than one interception in a game.)*

Date	Opponent	I-Yds.
12/16/01	at Washington*	2-15
12/13/09	at Indianapolis	2-0

DAWKINS' MULTIPLE-SACK GAMES (2)

**denotes win (Dawkins' teams are 1-1 when he records more than one sack in a game.)*

Date	Opponent	S-Yds.
11/19/00	vs. Arizona*	2-18
9/12/05	at Atlanta	1.5-10

BRIAN DAWKINS' CAREER GAME-BY-GAME

(Victories asterisked)

1996 PHILADELPHIA (10-6) — TACKLES

Date	Opponent	P/S	UT	A	TT	S-Yds.	I-Yds	PD	FF	FR
Sep 1	at Washington*	P	0	0	0	0-0	0-0	0	0	0
Sep 9	at Green Bay	S	8	3	11	0-0	0-0	0	0	0
Sep 15	vs. Detroit*	S	5	0	5	0-0	0-0	0	0	0
Sep 22	at Atlanta*	S	3	1	4	0-0	1-30	2	0	0
Sep 30	vs. Dallas	S	4	4	8	1-10	0-0	1	1	0
Oct 13	at N.Y. Giants*	S	1	0	1	0-0	0-0	1	0	0
Oct 20	vs. Miami*	S	3	5	8	0-0	1-11	1	0	0
Oct 27	vs. Carolina*	S	5	2	7	0-0	0-0	0	0	1
Nov 3	at Dallas*	S	2	0	2	0-0	0-0	0	0	0
Nov 10	vs. Buffalo	S	4	1	5	0-0	1-0	2	0	0
Nov 17	vs. Washington	S	6	1	7	0-0	0-0	0	0	0
Nov 24	at Arizona	S	5	2	7	0-0	0-0	1	0	1
Dec 1	vs. N.Y. Giants*	S	4	1	5	0-0	0-0	1	0	0
Dec 5	at Indianapolis	S	3	1	4	0-0	0-0	0	0	0
Games 15-16				INACTIVE						
Regular Season Totals		**14/13**	**53**	**21**	**74**	**1-10**	**3-41**	**9**	**1**	**2**
Dec 29	at San Francisco§	S	6	0	6	0-0	0-0	0	0	0
Postseason Totals		**1/1**	**6**	**0**	**6**	**0-0**	**0-0**	**0**	**0**	**0**

§NFC Wild Card Game

1997 PHILADELPHIA (6-9-1) — TACKLES

Date	Opponent	P/S	UT	A	TT	S-Yds.	I-Yds	PD	FF	FR
Aug 31	at N.Y. Giants	S	2	0	2	0-0	0-0	1	0	0
Sep 7	vs. Green Bay*	S	4	3	7	0-0	0-0	0	0	0
Sep 15	at Dallas	S	4	0	4	0-0	0-0	0	0	0
Sep 28	at Minnesota	S	7	0	7	0-0	0-0	0	0	0
Oct 5	vs. Washington*	S	3	2	5	0-0	0-0	0	0	0
Oct 12	at Jacksonville	S	3	1	4	0-0	0-0	1	0	0
Oct 19	vs. Arizona*			INACTIVE						
Oct 26	vs. Dallas*	S	2	1	3	0-0	0-0	1	0	0
Nov 2	at Arizona	S	5	1	6	0-0	1-0	2	0	0
Nov 10	vs. San Francisco	S	2	2	4	0-0	0-0	2	0	0
Nov 16	at Baltimore	S	5	1	6	0-0	0-0	0	0	0
Nov 23	vs. Pittsburgh*	S	5	0	5	0-0	0-0	0	0	0
Nov 30	vs. Cincinnati*	S	3	1	4	0-0	0-0	2	0	0
Dec 7	vs. N.Y. Giants	S	8	0	8	0-0	1-64t	1	0	0
Dec 14	at Atlanta	S	5	0	5	0-0	0-0	0	0	0
Dec 21	at Washington	S	4	1	5	0-0	1-12	1	0	0
Regular Season Totals		**15/15**	**62**	**13**	**75**	**0-0**	**3-76**	**11**	**0**	**0**

1998 PHILADELPHIA (3-13) — TACKLES

Date	Opponent	P/S	UT	A	TT	S-Yds.	I-Yds	PD	FF	FR
Sep 6	vs. Seattle	S	3	3	6	0-0	0-0	0	0	0
Sep 13	at Atlanta	S	1	4	5	0-0	0-0	0	0	0
Sep 20	at Arizona	S	3	0	3	0-0	0-0	2	0	0
Sep 27	vs. Kansas City	S	7	1	8	0-0	0-0	0	1	0
Oct 4	at Denver	S	7	5	12	0-0	0-0	1	0	0
Oct 11	vs. Washington*	S	4	2	6	0-0	1-9	0	0	1
Games 7-8				INACTIVE						
Nov 8	vs. Detroit*	S	6	1	7	1-10	0-0	0	0	0
Nov 15	at Washington	S	5	1	6	0-0	0-0	0	0	0
Nov 22	at N.Y. Giants	S	2	2	4	0-0	1-30	1	0	0
Nov 29	at Green Bay	S	4	1	5	0-0	0-0	0	0	0
Dec 3	vs. St. Louis*	S	7	1	8	0-0	0-0	0	0	0
Dec 13	vs. Arizona	S	11	4	15	0-0	0-0	2	1	0
Dec 20	at Dallas	S	2	0	2	0-0	0-0	1	0	0
Dec 27	vs. N.Y. Giants	S	4	1	5	0-0	0-0	1	0	0
Regular Season Totals		**14/14**	**66**	**26**	**92**	**1-10**	**2-39**	**8**	**2**	**1**

1999 PHILADELPHIA (5-11) — TACKLES

Date	Opponent	P/S	UT	A	TT	S-Yds.	I-Yds	PD	FF	FR
Sep 12	vs. Arizona	S	4	0	4	0-0	1-23	1	0	0
Sep 19	vs. Tampa Bay	S	5	1	6	0-0	1-37	1	0	0
Sep 26	at Buffalo	S	9	2	11	0-0	1-0	1	1	0
Oct 3	at N.Y. Giants	S	7	3	10	0-0	0-0	1	2	0
Oct 10	vs. Dallas*	S	6	0	6	0-0	0-0	1	0	0
Oct 17	at Chicago*	S	5	2	7	0-0	0-0	1	0	0
Oct 24	at Miami	S	4	5	9	0-0	1-67t	3	0	1
Oct 31	vs. N.Y. Giants	S	6	1	7	0.5-4.5	0-0	0	0	0
Nov 7	at Carolina	S	7	3	10	0-0	0-0	0	0	0
Nov 14	vs. Washington*	S	6	1	7	0-0	0-0	3	1	0
Nov 21	vs. Indianapolis	S	2	1	3	0-0	0-0	1	0	0
Nov 28	at Washington	S	2	2	4	0-0	0-0	1	0	0
Dec 5	at Arizona	S	1	1	2	0-0	0-0	1	1	0
Dec 12	at Dallas	S	4	1	5	0-0	0-0	0	0	0
Dec 19	vs. New England*	S	2	2	4	1-19	0-0	4	1	1
Jan 2	vs. St. Louis*	S	7	1	8	0-0	0-0	3	0	0
Regular Season Totals		**16/16**	**77**	**26**	**103**	**1.5-23.5**	**4-127**	**22**	**6**	**2**

2000 PHILADELPHIA (11-5) TACKLES

Date	Opponent	P/S	UT	A	TT	S-Yds.	I-Yds	PD	FF	FR
Sep 3	at Dallas*	S	4	1	5	0-0	0-0	1	0	0
Sep 10	vs. N.Y. Giants	S	6	2	8	0-0	0-0	0	0	0
Sep 17	at Green Bay	S	4	5	9	0-0	1-0	2	0	0
Games 4-6				INACTIVE						
Oct 15	at Arizona*	S	1	1	2	0-0	0-0	0	0	0
Oct 22	vs. Chicago*	S	2	6	8	0-0	1-30	2	0	0
Oct 29	at N.Y. Giants	S	4	2	6	0-0	0-0	0	0	0
Nov 5	vs. Dallas*	S	5	2	7	0-0	0-0	0	0	0
Nov 12	at Pittsburgh*	S	6	2	8	0-0	0-0	1	0	0
Nov 19	vs. Arizona*	S	4	3	7	2-18	0-0	0	0	0
Nov 26	at Washington*	S	3	5	8	0-0	0-0	0	0	1
Dec 3	vs. Tennessee	S	6	5	11	0-0	0-0	3	0	0
Dec 10	at Cleveland*	S	5	1	6	0-0	1-32	1	0	0
Dec 24	vs. Cincinnati*	S	7	2	9	0-0	0-0	0	0	0
Regular Season Totals		**13/13**	**57**	**37**	**94**	**2-18**	**4-62**	**10**	**0**	**1**
Dec 31	vs. Tampa Bay*§	S	1	1	2	0-0	0-0	0	0	0
Jan 7	at N.Y. Giants†	S	2	1	3	0-0	0-0	0	0	0
Postseason Totals		**2/2**	**3**	**2**	**5**	**0-0**	**0-0**	**0**	**0**	**0**

§NFC Wild Card Game; †NFC Divisional Playoff Game

2001 PHILADELPHIA (11-5) TACKLES

Date	Opponent	P/S	UT	A	TT	S-Yds.	I-Yds	PD	FF	FR
Sep 9	vs. St. Louis	S	9	4	13	0-0	0-0	1	0	0
Sep 23	at Seattle*	S	6	3	9	1-8	0-0	1	0	0
Sep 30	vs. Dallas*	S	2	2	4	0.5-3	0-0	3	0	0
Oct 7	vs. Arizona	S	3	1	4	0-0	0-0	1	0	0
Oct 22	at N.Y. Giants*	S	4	2	6	0-0	0-0	0	0	0
Oct 28	vs. Oakland	S	2	1	3	0-0	0-0	1	0	0
Nov 4	at Arizona*	S	3	8	11	0-0	0-0	1	0	0
Nov 11	vs. Minnesota*	S	1	3	4	0-0	0-0	1	0	1
Nov 18	at Dallas*	S	3	6	9	0-0	0-0	0	0	0
Nov 25	vs. Washington	S	3	5	8	0-0	0-0	0	0	0
Nov 29	at Kansas City*	S	1	2	3	0-0	0-0	1	0	0
Dec 9	vs. San Diego*	S	4	4	8	0-0	0-0	1	2	1
Dec 16	at Washington*	S	7	5	12	0-0	2-15	2	0	0
Dec 22	at San Francisco	S	1	3	4	0-0	0-0	0	0	0
Dec 30	vs. N.Y. Giants*	S	6	2	8	0-0	0-0	0	0	0
Jan 6	at Tampa Bay*			INACTIVE						
Regular Season Totals		**15/15**	**55**	**51**	**106**	**1.5-11**	**2-15**	**13**	**2**	**2**
Jan 12	vs. Tampa Bay*§	S	1	1	2	0-0	1-0	2	0	0
Jan 19	at Chicago*†	S	5	0	5	0-0	0-0	0	0	0
Jan 27	at St. Louis#	S	6	0	6	0-0	0-0	1	0	0
Postseason Totals		**3/3**	**12**	**1**	**13**	**0-0**	**1-0**	**3**	**0**	**0**

§NFC Wild Card Game; †NFC Divisional Playoff Game; #NFC Championship Game

2002 PHILADELPHIA (12-4) TACKLES

Date	Opponent	P/S	UT	A	TT	S-Yds.	I-Yds	PD	FF	FR
Sep 8	at Tennessee	S	6	2	8	0-0	0-0	0	1	0
Sep 16	at Washington*	S	2	4	6	1-12	1-0	1	0	0
Sep 22	vs. Dallas*	S	8	0	8	0-0	0-0	0	1	1
Sep 29	vs. Houston*	S	5	2	7	1-9	1-27	1	0	1
Oct 6	at Jacksonville	S	7	4	11	0-0	0-0	0	0	0
Oct 20	vs. Tampa Bay*	S	6	5	11	0-0	0-0	1	1	0
Oct 28	vs. N.Y. Giants*	S	2	3	5	0-0	0-0	0	0	0
Nov 3	at Chicago*	S	4	4	8	0-0	0-0	1	0	0
Nov 10	vs. Indianapolis	S	5	3	8	0-0	0-0	0	0	1
Nov 17	vs. Arizona*	S	3	3	6	0-0	0-0	0	0	0
Nov 25	at San Francisco*	S	6	5	11	0-0	0-0	1	0	0
Dec 1	vs. St. Louis*	S	9	3	12	0-0	0-0	1	1	0
Dec 8	at Seattle*	S	2	3	5	0-0	0-0	1	0	0
Dec 15	vs. Washington*	S	3	2	5	0-0	0-0	1	1	0
Dec 21	at Dallas*	S	3	3	6	1-6	0-0	1	1	0
Dec 28	at N.Y. Giants	S	7	7	14	0-0	0-0	1	1	0
Regular Season Totals		**16/16**	**78**	**53**	**131**	**3-27**	**2-27**	**10**	**7**	**3**
Jan 11	vs. Atlanta*†	S	3	1	4	0-0	1-21	1	0	0
Jan 19	vs. Tampa Bay#	S	3	3	6	0-0	0-0	0	0	0
Postseason Totals		**2/2**	**6**	**4**	**10**	**0-0**	**1-21**	**1**	**0**	**0**

†NFC Divisional Playoff Game; #NFC Championship Game

2003 PHILADELPHIA (12-4) TACKLES

Date	Opponent	P/S	UT	A	TT	S-Yds.	I-Yds	PD	FF	FR
Sep 8	vs. Tampa Bay	S	7	4	11	0-0	0-0	0	0	0
Games 2-9				INACTIVE						
Nov 16	vs. N.Y. Giants*	S	4	3	7	0-0	0-0	2	1	0
Nov 23	vs. New Orleans*			INACTIVE						
Nov 30	at Carolina*	S	3	2	5	0-0	0-0	0	0	0
Dec 7	vs. Dallas*	S	5	0	5	0-0	0-0	0	1	0
Dec 15	at Miami*	S	3	5	8	0.5-5.5	1-0	2	0	0
Dec 21	vs. San Francisco	S	3	3	6	0-0	0-0	1	0	0
Dec 27	at Washington*	S	7	2	9	0-0	0-0	0	0	0
Regular Season Totals		**7/7**	**32**	**19**	**51**	**0.5-5.5**	**1-0**	**5**	**2**	**0**
Jan 11	vs. Green Bay*†	S	8	0	8	0-0	1-35	1	0	0
Jan 18	vs. Carolina#	S	0	0	0	0-0	0-0	0	0	0
Postseason Totals		**2/2**	**8**	**0**	**8**	**0-0**	**1-35**	**1**	**0**	**0**

†NFC Divisional Playoff Game; #NFC Championship Game

2004 PHILADELPHIA (13-3) TACKLES

Date	Opponent	P/S	UT	A	TT	S-Yds.	I-Yds	PD	FF	FR
Sep 12	vs. N.Y. Giants*	S	6	2	8	0-0	0-0	0	0	0
Sep 20	vs. Minnesota*	S	3	2	5	0-0	0-0	0	0	1
Sep 26	at Detroit*	S	2	1	3	1-6	0-0	1	0	0
Oct 3	at Chicago*	S	5	4	9	0-0	0-0	0	0	0
Oct 17	vs. Carolina*	S	7	1	8	1-9	0-0	1	0	0
Oct 24	at Cleveland*	S	8	1	9	1-0	0-0	0	1	0
Oct 31	vs. Baltimore*	S	7	4	11	0-0	0-0	1	1	0
Nov 7	at Pittsburgh	S	7	4	11	0-0	1-32	1	0	0
Nov 15	at Dallas*	S	0	2	2	0-0	0-0	0	0	0
Nov 21	vs. Washington*	S	6	2	8	0-0	0-0	1	0	0
Nov 28	at N.Y. Giants*	S	1	3	4	0-0	1-0	2	0	0
Dec 5	vs. Green Bay*	S	0	0	0	0-0	1-8	1	0	0
Dec 12	at Washington*	S	4	3	7	0-0	1-0	1	0	0
Dec 19	vs. Dallas*	S	2	5	7	0-0	0-0	0	0	0
Dec 27	at St. Louis	S	2	1	3	0-0	0-0	0	0	0
Jan 2	vs. Cincinnati			INACTIVE						
Regular Season Totals		**15/15**	**60**	**35**	**95**	**3-15**	**4-40**	**9**	**2**	**1**
Jan 16	vs. Minnesota*†	S	5	0	5	1-12	0-0	0	1	0
Jan 23	vs. Atlanta*#	S	2	0	2	0-0	1-19	2	1	0
Feb 6	vs. New England$	S	4	1	5	0-0	0-0	0	0	0
Postseason Totals		**3/3**	**11**	**1**	**12**	**1-12**	**1-19**	**2**	**2**	**0**

†NFC Divisional Playoff Game; #NFC Championship Game; $Super Bowl XXXIX

2005 PHILADELPHIA (6-10) TACKLES

Date	Opponent	P/S	UT	A	TT	S-Yds.	I-Yds	PD	FF	FR
Sep 12	at Atlanta	S	7	3	10	1.5-10	1-0	1	1	0
Sep 18	vs. San Francisco*	S	5	2	7	0-0	0-0	0	0	0
Sep 25	vs. Oakland*	S	4	1	5	0-0	0-0	3	0	0
Oct 2	at Kansas City*	S	6	3	9	1-3	0-0	0	0	0
Oct 9	at Dallas	S	4	2	6	0-0	0-0	0	0	0
Oct 23	vs. San Diego*	S	1	4	5	0-0	0-0	1	0	0
Oct 30	at Denver	S	3	3	6	0-0	0-0	1	0	0
Nov 6	at Washington	S	9	3	12	0-0	0-0	0	1	0
Nov 14	vs. Dallas	S	3	4	7	0-0	0-0	1	1	0
Nov 20	at N.Y. Giants	S	4	0	4	0-0	0-0	1	0	0
Nov 27	vs. Green Bay*	S	2	4	6	0-0	0-0	1	1	1
Dec 5	vs. Seattle	S	6	5	11	0-0	0-0	1	0	0
Dec 11	vs. N.Y. Giants	S	9	5	14	1-13	1-0	2	0	0
Dec 18	at St. Louis*	S	3	5	8	0-0	1-24	3	1	0
Dec 24	at Arizona	S	5	4	9	0-0	0-0	0	0	0
Jan 1	vs. Washington	S	4	2	6	0-0	0-0	0	0	0
Regular Season Totals		**16/16**	**75**	**50**	**125**	**3.5-26**	**3-24**	**15**	**5**	**1**

2006 PHILADELPHIA (10-6) TACKLES

Date	Opponent	P/S	UT	A	TT	S-Yds.	I-Yds	PD	FF	FR
Sep 10	at Houston*	S	5	2	7	0-0	0-0	0	0	0
Sep 17	vs. N.Y. Giants	S	11	1	12	0-0	0-0	1	1	0
Sep 24	at San Francisco*	S	10	0	10	0-0	0-0	0	1	0
Oct 2	vs. Green Bay*	S	5	3	8	0-0	0-0	1	1	0
Oct 8	vs. Dallas*	S	5	1	6	0-0	1-0	1	0	0
Oct 15	at New Orleans	S	8	2	10	0-0	0-0	1	0	0
Oct 22	at Tampa Bay	S	3	2	5	0-0	0-0	0	0	0
Oct 29	vs. Jacksonville	S	10	6	16	0-0	0-0	1	0	0
Nov 12	vs. Washington*	S	10	3	13	0-0	0-0	1	0	0
Nov 19	vs. Tennessee	S	5	3	8	0-0	0-0	2	0	0
Nov 26	at Indianapolis	S	8	4	12	0-0	0-0	0	0	0
Dec 4	vs. Carolina*	S	7	1	8	0-0	1-38	1	0	0
Dec 10	at Washington*	S	8	5	13	1-9	0-0	0	0	0
Dec 17	at N.Y. Giants*	S	11	5	16	0-0	1-0	2	2	0
Dec 25	at Dallas*	S	3	5	8	0-0	1-0	2	0	0
Dec 31	vs. Atlanta*	S	2	1	3	0-0	0-0	1	0	0
Regular Season Totals		**16/16**	**111**	**44**	**155**	**1-9**	**4-38**	**14**	**5**	**0**
Jan 7	vs. N.Y. Giants*§	S	6	1	7	0-0	0-0	1	0	0
Jan 13	at New Orleans†	S	4	2	6	0-0	0-0	0	0	0
Postseason Totals		**2/2**	**10**	**3**	**13**	**0-0**	**0-0**	**1**	**0**	**0**

§NFC Wild Card Game; †NFC Divisional Playoff Game

2007 PHILADELPHIA (8-8) TACKLES

Date	Opponent	P/S	UT	A	TT	S-Yds.	I-Yds	PD	FF	FR
Sep 9	at Green Bay	S	4	1	5	0-0	0-0	0	0	0
Sep 17	vs. Washington	S	4	5	9	0-0	0-0	0	0	0
Games 3-7				INACTIVE						
Nov 4	vs. Dallas	S	2	1	3	0-0	0-0	1	0	0
Nov 11	at Washington*	S	4	5	9	0-0	0-0	1	0	0
Nov 18	vs. Miami*	S	5	1	6	0-0	0-0	0	0	0
Nov 25`	at New England	S	1	3	4	0-0	0-0	3	0	0
Dec 2	vs. Seattle	S	1	3	4	0-0	0-0	0	0	0
Dec 9	vs. N.Y. Giants	S	5	2	7	0-0	0-0	1	0	0
Dec 16	at Dallas*	S	2	1	3	0-0	1-1	1	0	0
Dec 23	at New Orleans*	S	1	0	1	0-0	0-0	1	0	0
Dec 30	vs. Buffalo*			INACTIVE						
Regular Season Totals		**10/10**	**29**	**22**	**51**	**0-0**	**1-1**	**8**	**0**	**0**

2008 PHILADELPHIA (9-6-1)			TACKLES							
Date	Opponent	P/S	UT	A	TT	S-Yds.	I-Yds	PD	FF	FR
Sep 7	vs. St. Louis*	S	2	3	5	0-0	0-0	1	0	0
Sep 15	at Dallas	S	4	2	6	0-0	0-0	1	1	0
Sep 21	vs. Pittsburgh*	S	8	2	10	1-5	0-0	0	1	1
Sep 28	at Chicago	S	5	2	7	0-0	0-0	0	0	0
Oct 5	vs. Washington	S	10	2	12	1-9	0-0	1	0	0
Oct 12	at San Francisco*	S	8	3	11	0-0	0-0	0	0	0
Oct 26	vs. Atlanta*	S	6	6	12	0-0	0-0	1	0	0
Nov 2	at Seattle*	S	3	3	6	0-0	0-0	2	0	0
Nov 9	vs. N.Y. Giants	S	11	4	15	0-0	0-0	0	1	0
Nov 16	at Cincinnati	S	6	3	9	0-0	0-0	0	0	0
Nov 23	at Baltimore	S	4	2	6	0-0	0-0	1	0	0
Nov 27	vs. Arizona*	S	5	2	7	0-0	1-25	3	1	0
Dec 7	at N.Y. Giants*	S	5	2	7	0-0	0-0	0	0	0
Dec 15	vs. Cleveland*	S	7	3	10	0-0	0-0	1	0	0
Dec 21	at Washington	S	6	4	10	0-0	0-0	2	0	0
Dec 28	vs. Dallas*	S	6	3	9	1-8	0-0	1	2	0
Regular Season Totals		**16/16**	**96**	**46**	**142**	**3-22**	**1-25**	**14**	**6**	**1**
Jan 4	at Minnesota*§	S	6	3	9	1-11	0-0	2	1	0
Jan 11	at N.Y. Giants*†	S	9	3	12	0-0	0-0	1	0	0
Jan 18	at Arizona#	S	5	1	6	0-0	0-0	0	0	0
Postseason Totals		**3/3**	**20**	**7**	**27**	**1-11**	**0-0**	**3**	**1**	**0**

§NFC Wild Card Game; †NFC Divisional Playoff Game; #NFC Championship Game

2009 DENVER (8-8)			TACKLES							
Date	Opponent	P/S	UT	A	TT	S-Yds.	I-Yds	PD	FF	FR
Sep 13	at Cincinnati*	S	7	4	11	0-0	0-0	0	0	0
Sep 20	vs. Cleveland*	S	4	2	6	0-0	0-0	2	0	1
Sep 27	at Oakland*	S	3	0	3	0-0	0-0	0	0	1
Oct 4	vs. Dallas*	S	6	1	7	0-0	0-0	1	0	0
Oct 11	vs. New England*	S	5	2	7	0-0	0-0	2	0	0
Oct 19	at San Diego*	S	4	0	4	0-0	0-0	0	0	0
Nov 1	at Baltimore	S	7	1	8	0-0	0-0	1	0	0
Nov 9	vs. Pittsburgh	S	5	2	7	0-0	0-0	0	0	0
Nov 15	at Washington	S	12	2	14	0-0	0-0	0	0	0
Nov 22	vs. San Diego	S	3	1	4	0-0	0-0	0	0	0
Nov 26	vs. N.Y. Giants*	S	8	0	8	0-0	0-0	2	1	1
Dec 6	at Kansas City*	S	3	0	3	0-0	0-0	0	0	0
Dec 13	at Indianapolis	S	7	3	10	0-0	2-0	2	0	0
Dec 20	vs. Oakland	S	7	1	8	0-0	0-0	0	0	0
Dec 27	at Philadelphia	S	7	1	8	0-0	0-0	0	0	0
Jan 3	vs. Kansas City	S	7	1	8	0-0	0-0	0	0	0
Regular Season Totals		**16/16**	**95**	**21**	**116**	**0-0**	**2-0**	**10**	**1**	**3**

2010 DENVER (4-12)			TACKLES							
Date	Opponent	P/S	UT	A	TT	S-Yds.	I-Yds.	PD	FF	FR
Sep 12	at Jacksonville	S	3	0	3	0-0	0-0	1	0	0
Sep 19	vs. Seattle*	S	6	2	8	0-0	1--2	1	0	0
Sep 26	vs. Indianapolis	S	3	1	4	0-0	0-0	0	0	0
Oct 3	at Tennessee*	S	4	0	4	1-5	0-0	0	0	0
Oct 10	at Baltimore	S	5	3	8	0-0	0-0	1	0	0
Games 6-7				INACTIVE						
Oct 31	at San Francisco (London)	S	6	0	6	0-0	0-0	0	0	0
Nov 14	vs. Kansas City*	S	5	1	6	0-0	0-0	1	0	0
Nov 22	at San Diego	S	3	2	5	0-0	0-0	0	1	0
Nov 28	vs. St. Louis	S	5	1	6	0-0	0-0	0	0	0
Games 12-14				INACTIVE						
Dec 26	vs. Houston*	S	8	1	9	0-0	0-0	1	0	0
Jan 2	vs. San Diego	S	7	0	7	1-7	0-0	0	1	0
Regular Season Totals		**11/11**	**55**	**11**	**66**	**2-12**	**1--2**	**5**	**2**	**0**



ERIC DECKER

87

6-3 • 218 • 2nd Yr. • Minnesota

Born: March 15, 1987, in Cold Spring, Minn.
High School: Rocori High School, Cold Spring, Minn.
Acquired: Draft #3B (87th overall), 2010
NFL Year: 2nd • **Year with Broncos:** 2nd
NFL Games Played/Started: 14/0

Wide Receiver

DECKER AT A GLANCE:

- A second-year wide receiver who played 14 games (0 starts) as a rookie in 2010 and led the Broncos in kickoff return yards (556), while tying for third on the club with nine special-teams tackles.
- Finished third among NFL rookies in 2010 with his 25.3-yard average on kickoff returns.
- Totaled six receptions for 106 yards (17.7 avg.) with one touchdown during the 2010 regular-season after finishing the preseason as the NFL's reception leader (16-183, 11.4 avg., TD) in just three games played.
- Started three seasons at the University of Minnesota, totaling 11 career-100-yard receiving games and dropping only three passes in the 354 times he was targeted (0.8%).
- Posted a Minnesota-record 84 receptions for 1,074 yards (12.8 avg.) as a junior in 2008, earning honorable mention All-America honors and first team All-Big Ten recognition.
- Received all-conference honors in football, basketball and baseball at Rocori High School in Cold Spring, Minn.
- Selected by the Broncos in the fifth round (87th overall) of the 2010 NFL Draft.

CAREER TRANSACTIONS: Signed by Denver as a draft choice 7/27/10.

2010: Selected by the Broncos in the fifth round (87th overall) of the 2010 NFL Draft, Decker played 14 games (0 starts) as a rookie and totaled six receptions for 106 yards (17.7 avg.) with one touchdown on offense... Led the club with 22 kickoff returns for 556 yards, with his 25.3-yard average ranking third in the NFL among rookies... Tied for third on the team with nine special-teams stops... Led all NFL players with 16 receptions during the preseason (183 yds., 11.4 avg., TD) despite playing just three games... Recorded his first two NFL receptions vs. Stl. (11/28), including a season-long 38-yard catch in the fourth quarter... Set a franchise record with 211 yards on seven kickoff returns (30.1 avg.) at Ari. (12/12)... Caught his first career touchdown pass on a 6-yard reception from quarterback Tim Tebow in the regular-season finale vs. S.D. (1/2).

COLLEGE: Decker was a two-sport athlete (football and baseball) at the University of Minnesota, where he played in 45 career football games (35 starts) and totaled 227 receptions for 3,119 yards (13.7 avg.) with 24 touchdowns... Totaled 11 career 100-yard receiving games and dropped only three passes in the 354 times he was targeted (0.85)... Led the Big Ten Conference and finished 15th in the nation with 94.8 receiving yards per game as a senior in 2009, earning second-team Lowe's Senior CLASS All-America honors... Set a school record with 84 receptions for 1,074 yards (12.8 avg.) with seven touchdowns as a junior in 2008, while receiving honorable mention All-America accolades and first-team All-Big Ten recognition... Played outfield for the Golden Gophers' baseball team and was drafted twice in the Major League Baseball Draft—by the Milwaukee Brewers in 2008 (38th round) and the Minnesota Twins in 2009 (27th round).

PERSONAL: Decker attended Rocori High School in Cold Spring, Minn., where he played football, basketball and baseball, earning all-conference, all-area and all-section honors in all three sports... Named Team MVP twice for football, recording 2,156 receiving yards with 28 touchdowns during his prep career... Earned a bachelor's degree in business and marketing at Minnesota... Eric Decker was born on March 15, 1987, in Cold Spring, Minn.

Decker Posts Most Kickoff Return Yards in Team History

MOST KICKOFF RETURN YARDS IN A GAME, BRONCOS HISTORY

	Player	Opponent	No.	Yds.	Avg.	LG	TDs
1.	**Eric Decker**	**at Ari., 12/12/10**	**7**	**211**	**30.1**	**51**	**0**
2.	Randy Montgomery	at S.D., 9/24/72	6	201	33.5	94t	1
3.	Rick Upchurch	vs. Cle., 10/19/75	6	197	32.8	58	0
4.	Floyd Little	at Mia., 9/17/67	5	185	37.0	60	0
5.	Chris Cole	at S.D., 10/21/01	6	182	30.3	52	0

DECKER'S REGULAR SEASON RECORD

				RECEIVING					KICKOFF RETURNS					SCORING					
Year	Club	G	S	No.	Yds.	Avg.	LG	TD	No.	Yds.	Avg.	LG	TD	TD	TDr	TDp	TDrt	2pt	Pts.
2010	Denver	14	0	6	106	17.7	38	1	22	556	25.3	51	0	1	0	1	0	0	6
CAREER TOTALS		**14**	**0**	**6**	**106**	**17.7**	**38**	**1**	**22**	**556**	**25.3**	**51**	**0**	**1**	**0**	**1**	**0**	**0**	**6**

ADDITIONAL STATISTICS: *Special teams tackles — 2010 (9), TOTAL (9).*

DECKER'S SINGLE-GAME HIGHS

(Postseason in parentheses)

Receptions — 2, twice, last vs. San Diego, 1/1/11 (none). **Receiving yards** — 48 vs. St. Louis, 11/28/10 (none). **Longest reception** — 38 vs. St. Louis, 11/28/10 (none). **Receiving touchdowns** — 1 vs. San Diego, 1/2/11 (none). **Kick returns** — 7, twice, last at Oakland, 12/19/10 (none). **Kick return yards** — 211* at Arizona, 12/12/10 (none). **Longest kick return** — 51 at Arizona, 12/12/10 (none). **Kick return touchdowns** — None (none).

**franchise record*

ERIC DECKER'S CAREER GAME-BY-GAME

(Victories asterisked)

2010 DENVER (4-12)			RECEIVING					KICK RETURNS					SCORING	
Date	**Opponent**	**P/S**	**No.**	**Yds.**	**Avg.**	**LG**	**TD**	**No.**	**Yds.**	**Avg.**	**LG**	**TD**	**2pt.**	**Pts.**
Sep 12	at Jacksonville	P	0	0	0.0	—	0	0	0	0.0	—	0	0	0
Sep 19	vs. Seattle*	P	0	0	0.0	—	0	0	0	0.0	—	0	0	0
Sep 26	vs. Indianapolis				INACTIVE									
Oct 3	at Tennessee*	P	0	0	0.0	—	0	0	0	0.0	—	0	0	0
Oct 10	at Baltimore				INACTIVE									
Oct 17	vs. N.Y. Jets	P	0	0	0.0	—	0	0	0	0.0	—	0	0	0
Oct 24	vs. Oakland	P	0	0	0.0	—	0	1	23	23.0	23	0	0	0
Oct 31	at San Francisco (London)	P	0	0	0.0	—	0	0	0	0.0	—	0	0	0
Nov 14	vs. Kansas City*	P	0	0	0.0	—	0	0	0	0.0	—	0	0	0
Nov 22	at San Diego	P	0	0	0.0	—	0	0	0	0.0	—	0	0	0
Nov 28	vs. St. Louis	P	2	48	24.0	38	0	0	0	0.0	—	0	0	0
Dec 5	at Kansas City	P	1	28	28.0	28	0	2	42	21.0	26	0	0	0
Dec 12	at Arizona	P	1	8	8.0	8	0	7	211	30.1	51	0	0	0
Dec 19	at Oakland	P	0	0	0.0	—	0	7	153	21.9	26	0	0	0
Dec 26	vs. Houston*	P	0	0	0.0	—	0	1	25	25.0	25	0	0	0
Jan 2	vs. San Diego	P	2	22	11.0	16	1	4	102	25.5	30	0	0	6
Regular Season Totals		**14/0**	**6**	**106**	**17.7**	**38**	**1**	**22**	**556**	**25.3**	**51**	**0**	**0**	**6**

ELVIS DUMERVIL

5-11 • 260 • 6TH YR. • LOUISVILLE

BORN: Jan. 19, 1984, in Miami, Fla.
HIGH SCHOOL: Jackson High School, Miami, Fla.
ACQUIRED: Draft #4b (126th overall), 2006
NFL YEAR: 6th • **YEAR WITH BRONCOS:** 6th
NFL GAMES PLAYED/STARTED: 61/45

92

DEFENSIVE END

DUMERVIL AT A GLANCE:

- A sixth-year defensive end who missed the entire 2010 campaign after suffering a torn pectoral during training camp.
- Became the first Bronco in team history to lead the league in sacks with a club-record 17 and earned his first career Pro Bowl selection (starter) in 2009.
- Posted the fifth-most sacks per game (.70) and the third-most 2+sack games (13) in the NFL since the Broncos drafted him in 2006.
- Totaled 14 multiple-sack games that tie for the fourth-highest total by a player through his first four seasons in NFL history.
- Set a Broncos single-game record with four sacks vs. Cleveland (9/20/09) en route to tying for the second fastest in NFL history to 10 sacks in a season (6 games).
- Tied for sixth in the NFL with a team-high 12.5 sacks (62.5 yds.) in 2007 while tying for ninth on Denver's single-season sacks list with its highest sack total in a year since 1999.

92's TROPHY CASE

Pro Bowl Selection 2009
All-Pro (First Team) 2009
NFL Alumni Pass Rusher of Year 2009

DUMERVIL GETS TO THE QUARTERBACK

MOST SACKS PER GAME, NFL, 2006-10

	Player	GP	Sk	Sk/G
1.	DeMarcus Ware, Dal.	80	72.0	0.90
2.	Jared Allen, Min./K.C.	78	63.0	0.81
3.	Clay Matthews, G.B.	31	23.5	0.76
4.	Shawne Merriman, S.D.	45	33.5	0.74
5.	**Elvis Dumervil, Den.**	**61**	**43.0**	**0.70**

MOST 2+SACK GAMES, NFL, 2006-10

	Player	Gms.
1.	Jared Allen, Min./K.C.	17
2.	DeMarcus Ware, Dal.	14
3.	**Elvis Dumervil, Den.**	**13**
4.	John Abraham, Atl.	12
	Robert Mathis, Ind.	12

- Posted four takeaways (3 FR, 1 INT) for the Broncos in 2007, tying for the NFL lead among defensive linemen, and was one of three Denver defenders to start all 16 games.
- Registered a team-high 8.5 sacks (56.5) in 2006 with that total ranking third among league rookies and tying for third by a Broncos rookie in club history.
- Started for two seasons at the University of Louisville, where he led the nation with 20 sacks in 2005 as a first-team All-American who was named the Bronko Nagurski Award winner (nation's best defensive player) and the Big East Conference Defensive Player of the Year.
- Selected by the Broncos in the fourth round (126th overall) of the 2006 NFL Draft.

CAREER TRANSACTIONS: Signed by Denver as a draft choice 7/26/06. Placed on injured reserve (pectoral) by Denver 9/4/10.

2010: Dumervil suffered a torn pectoral during training camp and was placed on injured reserve on Sept. 4.

2009: Dumervil, in his first year playing linebacker, was named a Pro Bowl starter after becoming the first Bronco in team history to lead the league in sacks with a club-record 17 (88.5 yds.)... Saw time in all 16 games (14 starts) and added 49 tackles (42 solo), three pass breakups, four forced fumbles and one fumble recovery... Earned first-team All-Pro recognition from the Associated Press, *The Sporting News*, *Pro Football Weekly*/PFWA and ESPN.com... Named Pass Rusher of the Year by the NFL Alumni... Received the Darrent Williams Good Guy Award from the Denver media... Set Denver's single-game sack record with four vs. Cle. (9/20) that tied for the most sacks in a game by an NFL linebacker since 2000... Tied for the second fastest in NFL history to 10 sacks, reaching that mark in six games... Joined Indianapolis defensive end Dwight Freeney as one of two players in history to win a sack title at the NCAA-FBS and NFL levels... Had 11 sacks on third downs that tied for the most in the NFL since at least 1991... Led the league with a Broncos-record seven multiple-sack games.

2008: Dumervil saw time in all 16 games (15 starts) for Denver, tying for the team high with five sacks (35 yds.) and posting 44 tackles (30 solo)... Added one forced fumble and one fumble recovery... Recorded a season-high eight tackles (5 solo) and two sacks (15 yds.) on *Monday Night Football* at N.E. (10/20) that marked the seventh multiple-sack game of his career... Had three tackles and a strip sack of quarterback Brett Favre at NYJ (11/30) on a third down in the red zone in the third quarter.

2007: Dumervil was one of three Broncos defenders and the only defensive lineman to start all 16 games as the second-year player finished the year with a team-high 12.5 sacks (62.5 yds.), 56 tackles (43 solo), one interception (27 yds.), seven pass breakups, four forced fumbles and three fumble recoveries... Tied for sixth in the NFL and tied for ninth in club history for sacks in a season... Sack total also represented the most by a Bronco since 1999 (Trevor Pryce, 13)... Tied for the NFL lead among defensive linemen and ranked second among all Broncos

DUMERVIL'S SACKS BY QUARTERBACK

**denotes win (Dumervil's teams are 18-9, including postseason, in games in which he records at least one half of a sack.)*

QB	Sacks	Dates
Brady Quinn	4	4 vs. Cle., 9/20/09*
Ben Roethlisberger	3.5	2 vs. Pit., 10/21/07*, 1 at Pit., 11/5/06*, 0.5 vs. Pit., 11/9/09
Brodie Croyle	3	3 vs. K.C., 12/9/07*
Charlie Frye	3	3 at Cle., 10/22/06*
Matt Cassel	3	2 at N.E., 10/20/08, 1 at K.C., 12/6/09*
David Garrard	2	2 vs. Jac., 9/23/07
Eli Manning	2	2 vs. NYG., 11/26/09*
Josh McCown	2	2 vs. Oak., 9/16/07*
Donovan McNabb	2	2 at Phi., 12/27/09
Philip Rivers	2	2 at S.D., 10/19/09*
Tony Romo	2	2 vs. Dal., 10/4/09*
JaMarcus Russell	2	2 at Oak., 9/27/09*
Andrew Walter	2	2 vs. Oak., 10/15/06*
Jason Campbell	1.5	1.5 at Was., 11/15/09
Brett Favre	1	at NYJ, 11/30/08*
Brian Griese	1	vs. T.B., 10/5/08*
Matt Hasselbeck	1	vs. Sea., 12/3/06
Damon Huard	1	at K.C., 11/11/07*
Jon Kitna	1	at Det., 11/4/07
Carson Palmer	1	vs. Cin., 12/24/06*
Tyler Thigpen	1	vs. K.C., 12/7/08*
Billy Volek	1	at S.D., 12/24/07
Tarvaris Jackson	0.5	vs. Min., 12/30/07*
Alex Smith	0.5	vs. S.F., 12/31/06

DUMERVIL ENJOYS HISTORIC YEAR IN 2009

MOST SACKS IN A SEASON, BRONCOS HISTORY

	Player	Sacks
1.	**Elvis Dumervil, 2009**	**17.0**
2.	Simon Fletcher, 1992	16.0
3.	Simon Fletcher, 1993	13.5
	Simon Fletcher, 1991	13.5
	Rulon Jones, 1986	13.5

MOST SACKS, NFL, 2009

	Player	Sacks
1.	**Elvis Dumervil, Den.**	**17.0**
2.	Jared Allen, Min./K.C.	14.5
3.	LaMarr Woodley, Pit	13.5
	Dwight Freeney, Ind.	13.5
5.	Will Smith, N.O.	13.0

DUMERVIL STARTS STRONG

MOST MULTI-SACK GAMES, 1ST 4 YRS., NFL HISTORY

	Player	Years	Gms.
1.	Reggie White, Phi.	1985-88	23
2.	Richard Dent, Chi.	1983-86	18
3.	Andre Tippett, N.E.	1982-85	15
4.	**Elvis Dumervil, Den.**	**2006-09**	**14**
	Tim Harris, G.B.	1986-89	14
	Simeon Rice, Ari.	1996-99	14

with four takeaways (3 FUM, 1 INT)... Three fumble recoveries tied for third in the NFL (tied for AFC lead)... Four forced fumbles were a team high (T-9th in NFL) with two of them being returned by teammates for touchdowns... Seven pass breakups were the most by a Broncos defensive lineman since 1995 (Michael Dean Perry, 8)... Earned AFC Defensive Player of the Week honors with a three-sack game vs. K.C. (12/9)... Had four multiple-sack games, marking the most by a Bronco since 2000 (Trevor Pryce, 4).

2006: Selected by the Broncos in the fourth round (126th overall) of the 2006 NFL Draft, Dumervil played 13 games (0 starts) as a rookie and posted 19 tackles (15 solo), 8.5 sacks (56.5 yds.), two forced fumbles and a team-high three fumble recoveries... Sack total ranked third among NFL rookies and tied for the third-highest total by a rookie in Broncos history... Had a sack on 44.7 percent of his tackles (8.5 sacks / 19 tackles) and became the first NFL rookie to record five sacks in a two-game span since 2001 (Justin Smith, Cin.)... Posted the first two sacks of his career vs. Oak. (10/15)... Recorded three sacks, tying Denver's franchise record for rookies (Rulon Jones, 1980), and recovered a fumble at Cle. (10/22).

COLLEGE: Dumervil finished his career at the University of Louisville ranked second on the school's all-time sacks list with 32 and third on its all-time tackles-for-losses chart with 42.5... Played 44 career games (24 starts) at Louisville and posted 151 tackles (83 solo), 11 forced fumbles, three fumble recoveries, one interception and four pass breakups to go along with 32 sacks (223 yds.)... Earned several national accolades as a senior after a record-setting season that saw the defensive end lead the nation with a school-record 20 sacks (165 yds.) as a 12-game starter... 20 sacks marked the second-highest single-season sack total in NCAA history behind Terrell Suggs' 24 sacks for Arizona State in 2002... Selected as the Bronko Nagurski Award winner (nation's best defensive player) and was the Walter Camp Top 10 Player of the Year as well as a first-team All-American (AP) as a senior... Tabbed the Big East Conference Defensive Player of the Year and a finalist for the Vince Lombardi Award (nation's top lineman) that year... Set an NCAA record with 10 forced fumbles as a senior and totaled 65 tackles (38 solo), one interception, one fumble recovery and four pass breakups... Nine sacks in Louisville's first two games as a senior set an NCAA record for sacks in consecutive games.

PERSONAL: Dumervil was a three-year starter at Jackson High School in Miami, Fla., where he totaled a school-record 78 sacks during his prep career and was a two-time all-state selection... Had 110 tackles and 30 sacks as a senior while forcing three fumbles and recovering four to earn the team's defensive MVP honors... Played in the California-Florida All-Star Game as a senior... Earned the team's MVP honor as a junior after posting 30 sacks on a team that reached the state semifinals... Works with American Group Home and Open Door Youth Gang Alternatives on charitable projects... Bought tickets for and hosted 20 underprivileged children for each Broncos home game in 2010 when he was on injured reserve... Half-brother is Curry Burns, who was a defensive back at Louisville (2000-02) and spent time with the Texans, Giants, Redskins and Saints... Majored in justice administration at Louisville... Elvis Dumervil was born on Jan. 19, 1984, in Miami, Fla.

DUMERVIL'S REGULAR SEASON RECORD

Year	Club	G	S	UT	A	TT	S-Yds.	I-Yds.	PD	FF	FR	TD-Int.	TD-FR	S	Pts.
2006	Denver	13	0	15	4	19	8.5-56.5	0-0	0	2	3	0	0	0	0
2007	Denver	16	16	43	13	56	12.5-62.5	1-27	7	4	3	0	0	0	0
2008	Denver	16	15	30	14	44	5-35	0-0	0	1	1	0	0	0	0
2009	Denver	16	14	42	7	49	17-88.5	0-0	3	4	1	0	0	0	0
2010	Denver	RESERVE/INJURED (TORN PECTORAL)													
CAREER TOTALS		**61**	**45**	**130**	**38**	**168**	**43-242.5**	**1-27**	**10**	**11**	**8**	**0**	**0**	**0**	**0**

DUMERVIL'S SINGLE-GAME HIGHS

(Postseason in parentheses)

Sacks — 4 vs. Cleveland, 9/20/09 (none). **Sack yards** — 23 at Philadelphia, 12/27/09 (none). **Interceptions** — 1 at Buffalo, 9/9/07 (none). **Interception return yards** — 27 at Buffalo, 9/9/07 (none).

DUMERVIL'S MULTIPLE-SACK GAMES (14)

**denotes win (The Broncos are 10-4 when Dumervil records more than one sack in a game.)*

Date	Opponent	S-Yds.
10/15/06	vs. Oakland*	2-15
10/22/06	at Cleveland*	3-16
9/16/07	vs. Oakland*	2-9
9/23/07	vs. Jacksonville	2-10
10/21/07	vs. Pittsburgh*	2-18
12/9/07	vs. Kansas City*	3-15
10/20/08	at New England	2-15
9/20/09	vs. Cleveland*	4-15
9/27/09	at Oakland*	2-15
10/4/09	vs. Dallas*	2-5
10/19/09	at San Diego*	2-7
11/15/09	at Washington	1.5-4.5
11/26/09	vs. N.Y. Giants*	2-11
12/27/09	at Philadelphia	2-23

ELVIS DUMERVIL'S CAREER GAME-BY-GAME

(Victories asterisked)

2006 DENVER (9-7)

			TACKLES							
Date	**Opponent**	**P/S**	**UT**	**A**	**TT**	**S-Yds.**	**I-Yds.**	**PD**	**FF**	**FR**
Games 1-3				INACTIVE						
Oct 9	vs. Baltimore*	P	0	0	0	0-0	0-0	0	0	0
Oct 15	vs. Oakland*	P	3	0	3	2-15	0-0	0	0	0
Oct 22	at Cleveland*	P	3	0	3	3-16	0-0	0	0	1
Oct 29	vs. Indianapolis	P	1	0	1	0-0	0-0	0	0	0
Nov 5	at Pittsburgh*	P	1	1	2	1-7	0-0	0	1	0
Nov 12	at Oakland*	P	0	0	0	0-0	0-0	0	0	1
Nov 19	vs. San Diego	P	2	0	2	0-0	0-0	0	0	0
Nov 23	at Kansas City	P	0	0	0	0-0	0-0	0	0	0
Dec 3	vs. Seattle	P	2	0	2	1-6	0-0	0	0	0
Dec 10	at San Diego	P	0	1	1	0-0	0-0	0	0	0
Dec 17	at Arizona*	P	1	0	1	0-0	0-0	0	0	0
Dec 24	vs. Cincinnati*	P	1	0	1	1-9	0-0	0	1	1
Dec 31	vs. San Francisco	P	1	2	3	0.5-3.5	0-0	0	0	0
Regular Season Totals		**13/0**	**15**	**4**	**19**	**8.5-56.5**	**0-0**	**0**	**2**	**3**

2007 DENVER (7-9)

			TACKLES							
Date	**Opponent**	**P/S**	**UT**	**A**	**TT**	**S-Yds.**	**I-Yds.**	**PD**	**FF**	**FR**
Sep 9	at Buffalo*	S	2	1	3	0-0	1-27	1	0	0
Sep 16	vs. Oakland*	S	2	1	3	2-9	0-0	0	0	0
Sep 23	vs. Jacksonville	S	3	2	5	2-10	0-0	0	1	1
Sep 30	at Indianapolis	S	3	1	4	0-0	0-0	3	0	0
Oct 7	vs. San Diego	S	2	0	2	0-0	0-0	2	0	0
Oct 21	vs. Pittsburgh*	S	6	0	6	2-18	0-0	0	1	0
Oct 29	vs. Green Bay	S	1	0	1	0-0	0-0	0	0	0
Nov 4	at Detroit	S	3	0	3	1-6	0-0	0	0	0
Nov 11	at Kansas City*	S	2	0	2	1-3	0-0	0	1	0
Nov 19	vs. Tennessee*	S	2	1	3	0-0	0-0	0	0	0
Nov 25	at Chicago	S	3	1	4	0-0	0-0	0	0	0
Dec 2	at Oakland	S	2	1	3	0-0	0-0	1	0	0
Dec 9	vs. Kansas City*	S	5	0	5	3-15	0-0	0	1	0
Dec 13	at Houston	S	1	1	2	0-0	0-0	0	0	0
Dec 24	at San Diego	S	4	1	5	1-0	0-0	0	0	0
Dec 30	vs. Minnesota*	S	2	3	5	0.5-1.5	0-0	0	0	2
Regular Season Totals		**16/16**	**43**	**13**	**56**	**12.5-62.5**	**1-27**	**7**	**4**	**3**

2008 DENVER (8-8)

			TACKLES							
Date	**Opponent**	**P/S**	**UT**	**A**	**TT**	**S-Yds.**	**I-Yds.**	**PD**	**FF**	**FR**
Sep 8	at Oakland*	S	2	0	2	0-0	0-0	0	0	0
Sep 14	vs. San Diego*	S	0	0	0	0-0	0-0	0	0	0
Sep 21	vs. New Orleans*	S	2	0	2	0-0	0-0	0	0	0
Sep 28	at Kansas City	S	0	1	1	0-0	0-0	0	0	0
Oct 5	vs. Tampa Bay*	S	5	2	7	1-5	0-0	0	0	0
Oct 12	vs. Jacksonville	S	2	0	2	0-0	0-0	0	0	1
Oct 20	at New England	P	5	3	8	2-15	0-0	0	0	0
Nov 2	vs. Miami	S	3	1	4	0-0	0-0	0	0	0
Nov 6	at Cleveland*	S	2	2	4	0-0	0-0	0	0	0
Nov 16	at Atlanta*	S	0	0	0	0-0	0-0	0	0	0
Nov 23	vs. Oakland	S	2	0	2	0-0	0-0	0	0	0
Nov 30	at N.Y. Jets*	S	2	1	3	1-5	0-0	0	1	0
Dec 7	vs. Kansas City*	S	1	1	2	1-10	0-0	0	0	0
Dec 14	at Carolina	S	0	1	1	0-0	0-0	0	0	0
Dec 21	vs. Buffalo	S	3	2	5	0-0	0-0	0	0	0
Dec 28	at San Diego	S	1	0	1	0-0	0-0	0	0	0
Regular Season Totals		**16/15**	**30**	**14**	**44**	**5-35**	**0-0**	**0**	**1**	**1**

2009 DENVER (8-8)		TACKLES								
Date	Opponent	P/S	UT	A	TT	S-Yds.	I-Yds.	PD	FF	FR
Sep 13	at Cincinnati*	S	2	0	2	0-0	0-0	1	0	0
Sep 20	vs. Cleveland*	S	7	0	7	4-15	0-0	1	1	0
Sep 27	at Oakland*	S	5	0	5	2-15	0-0	0	0	0
Oct 4	vs. Dallas*	S	3	0	3	2-5	0-0	0	0	0
Oct 11	vs. New England*	S	1	0	1	0-0	0-0	0	0	1
Oct 19	at San Diego*	S	4	1	5	2-7	0-0	0	1	0
Nov 1	at Baltimore	S	2	1	3	0-0	0-0	0	0	0
Nov 9	vs. Pittsburgh	S	0	1	1	0.5-5	0-0	0	0	0
Nov 15	at Washington	S	2	2	4	1.5-4.5	0-0	1	0	0
Nov 22	vs. San Diego	S	2	1	3	0-0	0-0	0	0	0
Nov 26	vs. N.Y. Giants*	P	3	0	3	2-11	0-0	0	1	0
Dec 6	at Kansas City*	S	6	0	6	1-3	0-0	0	0	0
Dec 13	at Indianapolis	S	2	0	2	0-0	0-0	0	0	0
Dec 20	vs. Oakland	S	0	1	1	0-0	0-0	0	0	0
Dec 27	at Philadelphia	P	2	0	2	2-23	0-0	0	1	0
Jan 3	vs. Kansas City	S	1	0	1	0-0	0-0	0	0	0
Regular Season Totals		**16/14**	**42**	**7**	**49**	**17-88.5**	**0-0**	**3**	**4**	**1**

DANIEL FELLS

6-4 • 272 • 5TH YR. • UC-DAVIS

BORN: Sept. 23, 1983, in Anaheim, Calif.

HIGH SCHOOL: Fullerton Union High School, Fullerton, Calif.

ACQUIRED: Unrestricted Free Agent (St. Louis), 2011

NFL YEAR: 5th • **YEAR WITH BRONCOS:** 1st

NFL GAMES PLAYED/STARTED: 42/11

86

TIGHT END

FELLS AT A GLANCE:

- A fifth-year tight end who owns 69 career receptions for 740 yards (10.9 avg.) and five touchdowns—all in the last three seasons as a member of the St. Louis Rams.
- Played 42 games (11 starts) for St. Louis from 2008-10 after spending the 2007 season on Oakland's practice squad and his 2006 rookie campaign on Atlanta's active roster.
- Caught at least one pass in every game for the Rams in 2010, as one of nine NFL tight ends to accomplish that feat.
- Mentored by Broncos Tight Ends Coach Clancy Barone during his rookie season with the Falcons in 2006.
- Started three seasons at UC-Davis, posting 59 career receptions for 964 yards (16.3 avg.) with four touchdowns for the Aggies
- Joined the Broncos as an unrestricted free agent on Aug. 1, 2011.
- Entered the NFL with Atlanta as a college free agent on May 1, 2006.

CAREER TRANSACTIONS: Signed by Atlanta as a college free agent 5/1/06; Waived by Atlanta 9/1/07; Signed by Oakland (practice squad) 9/4/07; Waived by Oakland 8/30/08; Signed by Tampa Bay (practice squad) 9/1/08; Signed by St. Louis (active roster) 10/6/08; Placed on injured reserve (knee) by St. Louis 12/21/09; Signed by Denver as an unrestricted free agent 8/1/11.

2010: Fells played all 16 games (6 starts) for the first time and totaled a career-best 41 receptions for 391 yards (9.5 avg.) with two touchdowns... Finished as one of nine NFL tight ends to produce a catch in every game.

2009: Fells played 14 games (4 starts) and tallied 21 catches for 273 yards (13.0 avg.) with a career-high three touchdowns for the Rams... Missed the last two games of the regular season after being placed on injured reserve (knee) on Dec. 21... Scored the first two touchdowns of his career vs. G.B. (9/27)... Hauled in a career-long 36-yard reception for a touchdown on a fake field goal attempt at Det. (11/1).

2008: Fells played 12 games (1 start) and posted seven receptions for 81 yards (11.6 avg.) for the Rams after being signed by the club from Tampa Bay's practice squad on Oct. 6... Made his first career start vs. Sea. (12/14).

2007: Fells spent the entire season competing on Oakland's practice squad.

2006: Fells entered the NFL with Atlanta as a college free agent on May 1 and was inactive for all 16 games as a rookie.

COLLEGE: Fells was a three-year starter at UC-Davis, where he totaled 59 receptions for 964 yards (16.3 avg.) with four touchdowns in his career... Caught 10 passes for 165 yards (16.5 avg.) with one touchdown in just six games as a senior before injuring his ankle... Earned first-team All-Great West Conference honors as a junior in

2004 after finishing fourth on the team with a personal-best 35 receptions for 520 yards (14.9 avg.) with one score... Won the team's T. Palmer Moody Award as a the school's most outstanding sophomore in 2003.

PERSONAL: Fells was an All-Freeway League honoree in football, basketball and baseball as a senior at Fullerton Union High School in Fullerton, Calif.... Named MVP of his football team in addition to garnering All-CIF honors during his final prep season... Majored in communications with an African-American studies minor at UC-Davis... Daniel Fells was born on Sept. 23, 1983, in Anaheim, Calif.

FELLS' REGULAR SEASON RECORD

				RECEIVING					SCORING					
Year	Club	G	S	No.	Yds.	Avg.	LG	TD	TD	TDr	TDp	TDrt	2pt	Pts.
2006	Atlanta	0	0	0	0	0.0	—	0	0	0	0	0	0	0
2007	Oakland	PRACTICE SQUAD												
2008	St. Louis	12	1	7	81	11.6	26	0	0	0	0	0	0	0
2009	St. Louis	14	4	21	273	13.0	36t	3	3	0	3	0	0	18
2010	St. Louis	16	6	41	391	9.5	36	2	2	0	2	0	0	12
CAREER TOTALS		**42**	**11**	**69**	**740**	**10.9**	**36t**	**5**	**5**	**0**	**5**	**0**	**0**	**30**

ADDITIONAL STATISTICS: *Special teams tackles — 2008 (1), 2009 (4), TOTAL (5).*

FELLS' SINGLE-GAME HIGHS

(Postseason in parentheses)

Receptions — 5 vs. Minnesota, 10/11/09 (none). **Receiving yards** — 51 vs. New Orleans, 11/15/09 (none). **Longest reception** — 36, twice, last at Oakland, 9/19/10 (none). **Receiving touchdowns** — 2 vs. Green Bay, 9/27/09 (none).

DANIEL FELLS' CAREER GAME-BY-GAME

(Victories asterisked)

2006 ATLANTA (7-9)			RECEIVING					SCORING	
Date	Opponent	P/S	No.	Yds.	Avg.	LG	TD	2pt.	Pts.
Games 1-16		INACTIVE							
Regular Season Totals		**0/0**	**0**	**0**	**0.0**	**—**	**0**	**0**	**0**

2008 ST. LOUIS (2-14)			RECEIVING					SCORING	
Date	Opponent	P/S	No.	Yds.	Avg.	LG	TD	2pt.	Pts.
Games 1-4	NOT WITH TEAM / SIGNED BY ST. LOUIS OFF TAMPA BAY'S PRACTICE SQUAD ON OCT. 6								
Oct 12	at Washington*	P	0	0	0.0	—	0	0	0
Oct 19	vs. Dallas*	P	0	0	0.0	—	0	0	0
Oct 26	at New England	P	0	0	0.0	—	0	0	0
Nov 2	vs. Arizona	P	0	0	0.0	—	0	0	0
Nov 9	at N.Y. Jets	P	0	0	0.0	—	0	0	0
Nov 16	at San Francisco	P	0	0	0.0	—	0	0	0
Nov 23	vs. Chicago	P	1	26	26.0	26	0	0	0
Nov 30	vs. Miami	P	3	18	6.0	9	0	0	0
Dec 7	at Arizona	P	2	25	12.5	19	0	0	0
Dec 14	vs. Seattle	S	0	0	0.0	—	0	0	0
Dec 21	vs. San Francisco	P	1	12	12.0	12	0	0	0
Dec 28	at Atlanta	P	0	0	0.0	—	0	0	0
Regular Season Totals		**12/1**	**7**	**81**	**11.6**	**26**	**0**	**0**	**0**

2009 ST. LOUIS (1-15)			RECEIVING					SCORING	
Date	Opponent	P/S	No.	Yds.	Avg.	LG	TD	2pt.	Pts.
Sep 13	at Seattle	P	1	9	9.9	9	0	0	0
Sep 20	at Washington	S	0	0	0.0	—	0	0	0
Sep 27	vs. Green Bay	P	2	35	17.5	19t	2	0	12
Oct 4	at San Francisco	P	1	17	17.0	17	0	0	0
Oct 11	vs. Minnesota	P	5	45	9.0	14	0	0	0
Oct 18	at Jacksonville	P	2	11	5.5	7	0	0	0
Oct 25	vs. Indianapolis	P	1	7	7.0	7	0	0	0
Nov 1	at Detroit*	P	1	36	36.0	36t	1	0	6
Nov 15	vs. New Orleans	P	3	51	17.0	23	0	0	0
Nov 22	vs. Arizona	S	0	0	0.0	—	0	0	0
Nov 29	vs. Seattle	P	1	25	25.0	25	0	0	0
Dec 6	at Chicago	S	0	0	0.0	—	0	0	0
Dec 13	at Tennessee	S	3	32	10.7	13	0	0	0
Dec 20	vs. Houston	P	0	0	0.0	—	0	0	0
Games 15-16	PLACED ON INJURED RESERVE (KNEE) ON DEC. 21								
Regular Season Totals		**14/4**	**21**	**273**	**13.0**	**36t**	**3**	**0**	**18**

DID YOU KNOW?

The Broncos have selected more players (18) from the University of Florida in the NFL Draft than from any other school in the country.

2010 ST. LOUIS (7-9)			RECEIVING					SCORING	
Date	Opponent	P/S	No.	Yds.	Avg.	LG	TD	2pt.	Pts.
Sep 12	vs. Arizona	P	4	15	3.8	5	0	0	0
Sep 19	at Oakland	S	1	36	36.0	36	0	0	0
Sep 26	vs. Washington*	P	3	22	7.3	12	1	0	6
Oct 3	vs. Seattle*	P	3	35	11.7	15	0	0	0
Oct 10	at Detroit	S	3	32	10.7	27	0	0	0
Oct 17	vs. San Diego*	P	1	8	8.0	8	0	0	0
Oct 24	at Tampa Bay	P	1	5	5.0	5	0	0	0
Oct 31	vs. Carolina*	S	4	35	8.8	23t	1	0	6
Nov 14	at San Francisco	P	2	11	5.5	11	0	0	0
Nov 21	vs. Atlanta	S	1	11	11.0	11	0	0	0
Nov 28	at Denver*	P	2	23	11.5	13	0	0	0
Dec 5	at Arizona*	S	3	18	6.0	9	0	0	0
Dec 12	at New Orleans	P	3	26	8.7	10	0	0	0
Dec 19	vs. Kansas City	P	4	47	11.8	25	0	0	0
Dec 26	vs. San Francisco*	S	3	28	9.3	11	0	0	0
Jan 2	at Seattle	P	3	39	13.0	15	0	0	0
Regular Season Totals		**16/6**	**41**	**391**	**9.5**	**36**	**2**	**0**	**12**



ANDRÉ GOODMAN

5-10 • 191 • 10TH YR. • SOUTH CAROLINA

BORN: Aug. 11, 1978, in Greenville, S.C.
HIGH SCHOOL: Eastside High School, Greenville, S.C.
ACQUIRED: Unrestricted Free Agent (Miami), 2009
NFL YEAR: 10th • **YEAR WITH BRONCOS:** 3rd
NFL GAMES PLAYED/STARTED: 111/79 • **POSTSEASON:** 1/1

21

CORNERBACK

GOODMAN AT A GLANCE:

- A 10th-year cornerback who enters his third season with the Broncos in 2010 following three years with Miami (2006-08) and four years with Detroit (2002-05).
- Tied with cornerback Champ Bailey for the team lead in interceptions (5) and ranks second on the club with 25 passes defensed over the last two seasons.
- Led the NFL with eight pass breakups over the last four weeks of the 2010 regular season.
- Tied for second in the league among cornerbacks in interceptions (5) for the Dolphins in 2008 while also tying for seventh among all NFL players with 19 pass breakups that season.
- Received Miami's nomination for the Ed Block Courage Award in 2007 and was a 14-game starter for the club in 2006.
- Played at the University of South Carolina, where he was a two-year starter.
- Joined the Broncos as an unrestricted free agent on March 3, 2009.
- Selected by Detroit in the third round (68th overall) of the 2002 NFL Draft.

CAREER TRANSACTIONS: Signed by Detroit as a draft choice 7/17/02; Placed on injured reserve (shoulder) by Detroit 9/25/03; Signed by Miami as an unrestricted free agent 3/13/06; Placed on injured reserve (left shoulder) by Miami 12/27/06; Placed on injured reserve (left shoulder) by Miami 12/26/07; Signed by Denver as an unrestricted free agent 3/3/09.

2010: Goodman played eight games (8 starts) and totaled 17 tackles along with eight passes defensed... Inactive in eight contests due to a thigh injury... Opened Denver's last four contests and led the NFL by totaling all eight of his pass breakups during that span... Totaled a season-high four pass breakups in Denver's regular-season finale vs. S.D. (1/2).

2009: Goodman started all 16 games for the Broncos in his first year with the club, posting a team-high five interceptions (65 yds.) and 17 pass breakups... Added a personal-best 43 tackles (39 solo), his first career sack (7 yds.) and one fumble recovery that he returned 30 yards for a touchdown at K.C. (12/6)... Contributed one special-teams tackle... Tied for ninth among NFL cornerbacks in interceptions... Became the first Bronco since 2007 (Ian Gold, vs. Ten., 11/19/07) to register a fumble recovery and interception in the same game with his effort at K.C. (12/6)... Recorded his first interception as a Bronco at Oak. (9/27) and his first career sack at S.D. (10/19)... Added one interception and three pass breakups in games vs. Pit. (11/9) and vs. NYG (11/26).

2008: Goodman started all 16 games for the first time in his career and registered personal bests in both interceptions (5-53 yds.) and pass breakups (19)... Tied for sixth in the NFL (second among cornerbacks) with five interceptions and tied for seventh in the league with 19 pass breakups... Added 39 tackles (33 solo), one forced fumble and one fumble recovery... Made his NFL postseason debut in an AFC Wild Card Playoff Game vs. Bal. (1/4)... Had a career-high two interceptions off Brett Favre passes at NYJ (12/28).

2007: Goodman saw time in 13 games (4 starts) for Miami, totaling 20 tackles (15 solo), two interceptions (23 yds.) and four pass breakups... Received the Dolphins' nomination for the Ed Block Courage Award... Placed on injured reserve on Dec. 26 (left shoulder).

2006: Goodman played 15 games (14 starts) in his first season with Miami and had 36 tackles (23 solo), nine pass breakups, two fumble recoveries and one forced fumble... Added six stops on special teams... Placed on injured reserve on Dec. 27 (left shoulder).

2005: Goodman appeared in 15 games (8 starts) for Detroit and registered 41 tackles (37 solo) along with three interceptions (17 yds.) and 11 pass breakups... Also had a fumble recovery and six stops on special teams... Had three six-tackle outings for the season.

2004: Goodman played 11 games (4 starts) for Detroit, making 24 stops (19 solo), an interception (0 yds.), two pass breakups and a forced fumble... Inactive for four games and did not play in a fifth (thigh injury).

2003: Goodman was limited to three games (all starts) with the Lions due to a shoulder injury and finished the year with 11 tackles (all solo) and two pass breakups... Placed on injured reserve on Sept. 25.

2002: Selected by Detroit in the third round (68th overall) of the 2002 NFL Draft, Goodman played 14 games (6 starts) as a rookie, totaling 42 tackles (34 solo) and one interception (2 yds.) for the Lions... Added 13 pass breakups and one fumble recovery... Intercepted his first career pass off Daunte Culpepper vs. Min. (12/29).

COLLEGE: Goodman started during his final two seasons at the University of South Carolina, where he had 86 tackles, four interceptions and 20 pass breakups for his career... Started at left cornerback as a senior, totaling 43 tackles, three interceptions and eight pass breakups.

PERSONAL: Goodman was an all-state selection at Eastside High School in Greenville, S.C., where he played defensive back and wide receiver... Participated in the North-South All-Star Game... Competed in the 100-meter and 200-meter events as a track athlete... Participated in the NFL Business Management and Entrepreneurial Program during the 2007 offseason at the Harvard School of Business... Majored in entertainment management at South Carolina... Married to Shana, and the couple has two sons (Fabian and André II) and one daughter (Kennedy)... André Goodman was born on Aug. 11, 1978, in Greenville, S.C.

GOODMAN'S INTs BY QUARTERBACK

**denotes win (Goodman's teams are 8-8, including postseason, in games in which he records an interception.)*

QB	INTs	Dates
Brett Favre	2	2 at NYJ, 12/28/08*
Ben Roethlisberger	2	1 at Pit., 1/1/06, 1 vs. Pit., 11/9/09
Matt Schaub	2	1 at Hou., 10/7/07, 1 at Hou., 10/12/08
Marc Bulger	1	at Stl., 11/30/08*
Matt Cassel	1	at K.C., 12/6/09*
Tim Castille^	1	vs. K.C., 1/3/10
Daunte Culpepper	1	vs. Min., 12/29/02
Trent Dilfer	1	at Cle., 10/23/05*
A.J. Feeley	1	at Phi., 11/18/07
Rex Grossman	1	at Chi., 9/12/04*
Eli Manning	1	vs. NYG, 11/26/09*
Carson Palmer	1	vs. Cin., 12/18/05
JaMarcus Russell	1	at Oak., 9/27/09*
Tyler Thigpen	1	at K.C., 12/21/08*

^ - Castille is a running back

GOODMAN'S REGULAR SEASON RECORD

Year	Club	G	S	UT	A	TT	S-Yds.	I-Yds.	PD	FF	FR	TD-Int.	TD-FR	S	Pts.
2002	Detroit	14	6	34	8	42	0-0	1-2	13	0	1	0	0	0	0
2003	Detroit	3	3	11	0	11	0-0	0-0	2	0	0	0	0	0	0
2004	Detroit	11	4	19	5	24	0-0	1-0	2	1	0	0	0	0	0
2005	Detroit	15	8	37	4	41	0-0	3-17	11	0	1	0	0	0	0
2006	Miami	15	14	23	13	36	0-0	0-0	9	1	2	0	0	0	0
2007	Miami	13	4	15	5	20	0-0	2-23	4	0	0	0	0	0	0
2008	Miami	16	16	33	6	39	0-0	5-53	19	1	1	0	0	0	0
2009	Denver	16	16	39	4	43	1-7	5-65	17	0	1	0	1	0	6
2010	Denver	8	8	17	0	17	0-0	0-0	8	0	0	0	0	0	0
CAREER TOTALS		**111**	**79**	**228**	**45**	**273**	**1-7**	**17-160**	**85**	**3**	**6**	**0**	**1**	**0**	**6**
BRONCOS TOTALS		**24**	**24**	**56**	**4**	**60**	**1-7**	**5-65**	**25**	**0**	**1**	**0**	**1**	**0**	**6**

ADDITIONAL STATISTICS: *Special teams tackles — 2002 (4), 2004 (5), 2005 (6), 2006 (6), 2008 (1), 2009 (1), TOTAL (23). Returned a fumble 30 yards for a touchdown at K.C. (12/6/09).*

GOODMAN'S POSTSEASON RECORD

Year	Club	G	S	UT	A	TT	S-Yds.	I-Yds.	PD	FF	FR	TD-Int.	TD-FR	S	Pts.
2008	Miami	1	1	1	0	1	0-0	0-0	0	0	0	0	0	0	0
CAREER TOTALS		**1**	**1**	**1**	**0**	**1**	**0-0**	**0-0**	**0**	**0**	**0**	**0**	**0**	**0**	**0**

GOODMAN'S SINGLE-GAME HIGHS

(Postseason in parentheses)

Interceptions — 2 at N.Y. Jets, 12/28/08 (none). **Interception return yards** — 55 at Kansas City, 12/21/08 (none). **Sacks** — 1 at San Diego, 10/19/09 (none). **Sack yards** — 7 at San Diego, 10/19/09 (none).

GOODMAN'S MULTIPLE-INTERCEPTION GAMES (I)

**denotes win (Goodman's teams are 1-0 when he records more than one interception in a game.)*

Date	Opponent	I-Yds.
12/28/08	at N.Y. Jets*	2-3

ANDRE' GOODMAN'S CAREER GAME-BY-GAME

(Victories asterisked)

2002 DETROIT (3-13)

Date	Opponent	P/S	UT	A	TT	S-Yds.	I-Yds	PD	FF	FR
		TACKLES								
Games 1-2				INACTIVE						
Sep 22	vs. Green Bay	P	4	0	4	0-0	0-0	1	0	0
Sep 29	vs. New Orleans*	S	4	1	5	0-0	0-0	1	0	0
Oct 13	at Minnesota	S	1	0	1	0-0	0-0	0	0	0
Oct 20	vs. Chicago*	S	1	0	1	0-0	0-0	1	0	0
Oct 27	at Buffalo	P	1	1	2	0-0	0-0	0	0	0
Nov 3	vs. Dallas*	P	3	0	3	0-0	0-0	0	0	0
Nov 10	at Green Bay	P	3	1	4	0-0	0-0	2	0	0
Nov 17	vs. N.Y. Jets	P	1	1	2	0-0	0-0	1	0	0
Nov 24	at Chicago	P	1	0	1	0-0	0-0	2	0	0
Nov 28	vs. New England	P	0	1	1	0-0	0-0	0	0	0
Dec 8	at Arizona	P	3	0	3	0-0	0-0	0	0	0
Dec 15	vs. Tampa Bay	S	4	3	7	0-0	0-0	1	0	0
Dec 22	at Atlanta	S	3	0	3	0-0	0-0	2	0	1
Dec 29	vs. Minnesota	S	5	0	5	0-0	1-2	2	0	0
Regular Season Totals		**14/6**	**34**	**8**	**42**	**0-0**	**1-2**	**13**	**0**	**1**

2003 DETROIT (5-11)

Date	Opponent	P/S	UT	A	TT	S-Yds.	I-Yds	PD	FF	FR
		TACKLES								
Sep 7	vs. Arizona*	S	3	0	3	0-0	0-0	0	0	0
Sep 14	at Green Bay	S	5	0	5	0-0	0-0	1	0	0
Sep 21	vs. Minnesota	S	3	0	3	0-0	0-0	1	0	0
Sep 28	at Denver	PLACED ON INJURED RESERVE (SHOULDER) 9/25/03								
Regular Season Totals		**3/3**	**11**	**0**	**11**	**0-0**	**0-0**	**2**	**0**	**0**

2004 DETROIT (6-10)

Date	Opponent	P/S	UT	A	TT	S-Yds.	I-Yds	PD	FF	FR
		TACKLES								
Sep 12	at Chicago*	P	5	1	6	0-0	1-0	1	0	0
Games 2-5				INACTIVE						
Oct 24	at N.Y. Giants*			DID NOT PLAY						
Games 7-8		P	0	0	0	0-0	0-0	0	0	0
Nov 14	at Jacksonville	P	1	0	1	0-0	0-0	0	0	0
Games 10-11		P	0	0	0	0-0	0-0	0	0	0
Dec 5	vs. Arizona*	P	3	0	3	0-0	0-0	0	0	0
Dec 12	at Green Bay	S	2	4	6	0-0	0-0	0	0	0
Dec 19	vs. Minnesota	S	3	0	3	0-0	0-0	0	0	0
Dec 26	vs. Chicago*	S	4	0	4	0-0	0-0	1	1	0
Jan 2	at Tennessee	S	1	0	1	0-0	0-0	0	0	0
Regular Season Totals		**11/4**	**19**	**5**	**24**	**0-0**	**1-0**	**2**	**1**	**0**

2005 DETROIT (5-11)

Date	Opponent	P/S	UT	A	TT	S-Yds.	I-Yds	PD	FF	FR
		TACKLES								
Sep 11	vs. Green Bay*	P	5	1	6	0-0	0-0	0	0	0
Sep 18	at Chicago	P	0	1	1	0-0	0-0	0	0	0
Oct 2	at Tampa Bay	S	6	0	6	0-0	0-0	0	0	0
Oct 9	vs. Baltimore*	S	2	0	2	0-0	0-0	1	0	0
Oct 16	vs. Carolina	S	5	0	5	0-0	0-0	2	0	0
Oct 23	at Cleveland*	S	3	0	3	0-0	1--4	1	0	0
Oct 30	vs. Chicago	S	6	0	6	0-0	0-0	0	0	0
Nov 6	at Minnesota	S	2	0	2	0-0	0-0	0	0	0
Nov 13	vs. Arizona*			INACTIVE						
Games 10-11		S	1	0	1	0-0	0-0	0	0	0
Dec 4	vs. Minnesota	P	1	0	1	0-0	0-0	2	0	0
Dec 11	at Green Bay	P	0	1	1	0-0	0-0	0	0	1
Dec 18	vs. Cincinnati	P	3	1	4	0-0	1-21	2	0	0
Dec 24	at New Orleans*	P	2	0	2	0-0	0-0	2	0	0
Jan 1	at Pittsburgh	P	0	0	0	0-0	1-0	1	0	0
Regular Season Totals		**15/8**	**37**	**4**	**41**	**0-0**	**3-17**	**11**	**0**	**1**

2006 MIAMI (6-10)

Date	Opponent	P/S	UT	A	TT	S-Yds.	I-Yds	PD	FF	FR
		TACKLES								
Sep 7	at Pittsburgh	S	3	1	4	0-0	0-0	0	0	0
Sep 17	vs. Buffalo	S	2	1	3	0-0	0-0	1	0	0
Sep 24	vs. Tennessee*	S	1	1	2	0-0	0-0	1	0	1
Oct 1	at Houston	S	1	0	1	0-0	0-0	0	0	0
Oct 8	at New England	P	1	0	1	0-0	0-0	0	0	0
Oct 15	at N.Y. Jets	S	1	0	1	0-0	0-0	0	0	0
Oct 22	vs. Green Bay	S	0	2	2	0-0	0-0	1	0	0
Nov 5	at Chicago*	S	1	2	3	0-0	0-0	1	0	1
Nov 12	vs. Kansas City*	S	2	0	2	0-0	0-0	2	0	0
Nov 19	vs. Minnesota*	S	0	5	5	0-0	0-0	0	0	0
Nov 23	at Detroit*	S	2	0	2	0-0	0-0	1	0	0
Dec 3	vs. Jacksonville	S	4	1	5	0-0	0-0	0	1	0
Dec 10	vs. New England*	S	2	0	2	0-0	0-0	1	0	0
Dec 17	at Buffalo	S	1	0	1	0-0	0-0	1	0	0
Dec 25	vs. N.Y. Jets	S	2	0	2	0-0	0-0	0	0	0
Dec 31	at Indianapolis	PLACED ON INJURED RESERVE (LEFT SHOULDER) 12/27/06								
Regular Season Totals		**15/14**	**23**	**13**	**36**	**0-0**	**0-0**	**9**	**1**	**2**

2007 MIAMI (1-15)

Date	Opponent	P/S	UT	A	TT	S-Yds.	I-Yds	PD	FF	FR
		TACKLES								
Games 1-2				INACTIVE						
Sep 23	at N.Y. Jets	S	2	0	2	0-0	0-0	0	0	0
Sep 30	vs. Oakland	P	0	0	0	0-0	0-0	0	0	0
Oct 7	at Houston	P	0	0	0	0-0	1-18	1	0	0
Oct 14	at Cleveland	P	1	0	1	0-0	0-0	0	0	0
Oct 21	vs. New England	S	0	1	1	0-0	0-0	1	0	0
Oct 28	vs. N.Y. Giants	P	1	0	1	0-0	0-0	1	0	0
Nov 11	vs. Buffalo	P	0	0	0	0-0	0-0	0	0	0
Nov 18	at Philadelphia	P	1	0	1	0-0	1-5	1	0	0
Nov 26	at Pittsburgh	P	3	1	4	0-0	0-0	0	0	0
Dec 2	vs. N.Y. Jets	S	3	1	4	0-0	0-0	0	0	0
Dec 9	at Buffalo	P	0	2	2	0-0	0-0	0	0	0
Dec 16	vs. Baltimore*	P	2	0	2	0-0	0-0	0	0	0
Dec 23	at New England	S	2	0	2	0-0	0-0	0	0	0
Dec 30	vs. Cincinnati	PLACED ON INJURED RESERVE (LEFT SHOULDER) 12/26/07								
Regular Season Totals		**13/4**	**15**	**5**	**20**	**0-0**	**2-23**	**4**	**0**	**0**

2008 MIAMI (11-5)

Date	Opponent	P/S	UT	A	TT	S-Yds.	I-Yds	PD	FF	FR
		TACKLES								
Sep 7	vs. N.Y. Jets	S	1	0	1	0-0	0-0	0	0	0
Sep 14	at Arizona	S	1	0	1	0-0	0-0	1	0	0
Sep 21	at New England*	S	3	3	6	0-0	0-0	0	0	0
Oct 5	vs. San Diego*	S	3	0	3	0-0	0-0	1	0	0
Oct 12	at Houston	S	2	1	3	0-0	1-0	1	0	0
Oct 19	vs. Baltimore	S	4	0	4	0-0	0-0	0	0	0
Oct 26	vs. Buffalo*	S	2	0	2	0-0	0-0	2	0	0
Nov 2	at Denver*	S	4	0	4	0-0	0-0	2	0	0
Nov 9	vs. Seattle*	S	0	1	1	0-0	0-0	1	0	0
Nov 16	vs. Oakland*	S	2	0	2	0-0	0-0	0	0	0
Nov 23	vs. New England	S	1	0	1	0-0	0-0	2	0	1
Nov 30	at St. Louis*	S	1	0	1	0-0	1--5	2	0	0
Dec 7	at Buffalo*	S	2	1	3	0-0	0-0	0	0	0
Dec 14	vs. San Francisco*	S	1	0	1	0-0	0-0	0	0	0
Dec 21	at Kansas City*	S	2	0	2	0-0	1-55	5	0	0
Dec 28	at N.Y. Jets*	S	4	0	4	0-0	2-3	2	1	0
Regular Season Totals		**16/16**	**33**	**6**	**39**	**0-0**	**5-53**	**19**	**1**	**1**
Jan 4	vs. Baltimore§	S	1	0	1	0-0	0-0	0	0	0
Postseason Totals		**1/1**	**1**	**0**	**1**	**0-0**	**0-0**	**0**	**0**	**0**

§AFC Wild Card Game

2009 DENVER (8-8)

Date	Opponent	P/S	UT	A	TT	S-Yds.	I-Yds.	PD	FF	FR
		TACKLES								
Sep 13	at Cincinnati*	S	3	1	4	0-0	0-0	1	0	0
Sep 20	vs. Cleveland*	S	0	0	0	0-0	0-0	0	0	0
Sep 27	at Oakland*	S	0	0	0	0-0	1-30	1	0	0
Oct 4	vs. Dallas*	S	1	0	1	0-0	0-0	0	0	0
Oct 11	vs. New England*	S	2	0	2	0-0	0-0	0	0	0
Oct 19	at San Diego*	S	5	0	5	1-7	0-0	0	0	0
Nov 1	at Baltimore	S	1	0	1	0-0	0-0	1	0	0
Nov 9	vs. Pittsburgh	S	4	1	5	0-0	1-21	3	0	0
Nov 15	at Washington	S	2	1	3	0-0	0-0	0	0	0
Nov 22	vs. San Diego	S	2	1	3	0-0	0-0	0	0	0
Nov 26	vs. N.Y. Giants*	S	4	0	4	0-0	1-6	3	0	0
Dec 6	at Kansas City*	S	3	0	3	0-0	1-8	1	0	1
Dec 13	at Indianapolis	S	1	0	1	0-0	0-0	4	0	0
Dec 20	vs. Oakland	S	4	0	4	0-0	0-0	0	0	0
Dec 27	at Philadelphia	S	2	0	2	0-0	0-0	1	0	0
Jan 3	vs. Kansas City	S	5	0	5	0-0	1-0	2	0	0
Regular Season Totals		**16/16**	**39**	**4**	**43**	**1-7**	**5-65**	**17**	**0**	**1**

2010 DENVER (4-12)

Date	Opponent	P/S	UT	A	TT	S-Yds.	I-Yds.	PD	FF	FR
		TACKLES								
Sep 12	at Jacksonville	S	1	0	1	0-0	0-0	0	0	0
Sep 19	vs. Seattle*	S	1	0	1	0-0	0-0	0	0	0
Games 3-4				INACTIVE						
Oct 10	at Baltimore	S	0	0	0	0-0	0-0	0	0	0
Games 6-7				INACTIVE						
Oct 31	at San Francisco (London)	S	3	0	3	0-0	0-0	0	0	0
Games 9-12				INACTIVE						
Dec 12	at Arizona	S	1	0	1	0-0	0-0	2	0	0
Dec 19	at Oakland	S	3	0	3	0-0	0-0	1	0	0
Dec 26	vs. Houston*	S	4	0	4	0-0	0-0	1	0	0
Jan 2	vs. San Diego	S	4	0	4	0-0	0-0	4	0	0
Regular Season Totals		**8/8**	**17**	**0**	**17**	**0-0**	**0-0**	**8**	**0**	**0**

DAN GRONKOWSKI

6-5 • 255 • 3rd Yr. • Maryland

Born: Jan. 21, 1985, in Williamsville, N.Y.
High School: Williamsville High School, Williamsville, N.Y.
Acquired: Trade (Detroit), 2010
NFL Year: 3rd • **Year with Broncos:** 2nd
NFL Games Played/Started: 14/4

82

Tight End

GRONKOWSKI AT A GLANCE:

- A third-year tight end who played 12 games for Denver in 2010, opening three contests at tight end and one at fullback after being acquired from Detroit in a trade following the preseason.
- Totaled nine career receptions for 69 yards (7.7 avg.) in two seasons with Denver (2010) and Detroit (2009).
- Joins two brothers—tight end Rob Gronkowski (New England) and fullback Chris Gronkowski (Dallas)—as the first trio of brothers in the NFL together since the Baldingers (Brian, Gary, Rich) in 1992.
- Played 40 games (29 starts) and caught 40 passes for 401 yards (10.0 avg.) with four touchdowns at the University of Maryland.
- Lettered in four sports (football, baseball, basketball, hockey) at Williamsville High School in Williamsville, N.Y.
- Joined the Broncos in a trade from Detroit on Sept. 4, 2010.
- Selected by Detroit in the seventh round (255th overall) of the 2009 NFL Draft.

CAREER TRANSACTIONS: Signed by Detroit as a draft choice 6/26/09; Waived by Detroit 9/5/09; Signed by Detroit (practice squad) 9/7/09; Signed by Detroit (active roster) 12/1/09; Waived by Detroit 12/17/09; Signed by Detroit (practice squad) 12/19/09; Signed by Detroit to a future contract 1/4/10; Traded to Denver 9/4/10; Placed on injured reserve (left ankle) by Denver 12/5/10.

2010: Gronkowski played 12 games (4 starts) for Denver after being acquired from Detroit along with a 2011 sixth-round draft choice in exchange for cornerback Alphonso Smith on Sept. 4... Opened one contest at fullback and three games at tight end, totaling eight receptions for 65 yards (8.1 avg.)... Made his first career start at Bal. (10/10), opening the game at fullback... Placed on injured reserve (left ankle) on Dec. 5.

2009: Selected by Detroit in the seventh round (255th overall) of the 2009 NFL Draft, Gronkowski played two games (0 starts) and totaled one reception for four yards after spending the first 12 weeks of the season on the Lions' practice squad... Waived by Detroit on Dec. 17... Signed back to the team's practice squad for the final two weeks of the season.

COLLEGE: Gronkowski played 40 games (29 starts) and caught 40 passes for 401 yards (10.0 avg.) with four touchdowns at the University of Maryland... Started 12 games as a senior, catching 29 passes for 287 yards (9.9 avg.) with three touchdowns while posting 66 knockdowns and 11 touchdown-resulting blocks to earn honorable mention All-Atlantic Coast Conference distinction... Utilized mostly for blocking in each of his first three seasons for the Terapins, posting a combined 140 key blocks/knockdowns in his sophomore and junior campaigns.

PERSONAL: Gronkowski lettered in football (4), baseball (4), basketball (3) and hockey (1) at Williamsville High School in Williamsville, N.Y.... Earned league MVP honors in football and was named to the Western New York All-Academic Team following his senior season... Played quarterback his final two prep seasons, setting school records for completions (122), passing yards (1,407) and passing touchdowns (17) as a senior... Second-oldest of five brothers, including Rob, a tight end and a second-round selection by New England in the 2010 NFL Draft, and Chris, fullback who signed with Dallas in 2010 as a college free agent... Daniel Gronkowski was born on Jan. 21, 1985, in Williamsville, N.Y.

GRONKOWSKI'S REGULAR SEASON RECORD

				RECEIVING					Rushing					SCORING					
Year	Club	G	S	No.	Yds.	Avg.	LG	TD	No.	Yds.	Avg.	LG	TD	TD	TDr	TDp	TDrt	2pt	Pts.
2009	Detroit	2	0	1	4	4.0	4	0	0	0	0.0	—	0	0	0	0	0	0	0
2010	Denver	12	4	8	65	8.1	13	0	0	0	0.0	—	0	0	0	0	0	0	0
CAREER TOTALS		**14**	**4**	**9**	**69**	**7.7**	**13**	**0**	**0**	**0**	**0.0**	**—**	**0**	**0**	**0**	**0**	**0**	**0**	**0**

GRONKOWSKI'S SINGLE-GAME HIGHS

(Postseason in parentheses)

Receptions — 3 at San Francisco, 10/31/10 (none). **Receiving yards** — 30 at San Francisco, 10/31/10 (none). **Longest reception** — 13, twice, last vs. St. Louis, 11/28/10 (none). **Receiving touchdowns** — 0 (none).

DAN GRONKOWSKI'S CAREER GAME-BY-GAME

(Victories asterisked)

2009 DETROIT (2-14)			RECEIVING					SCORING	
Date	Opponent	P/S	No.	Yds.	Avg.	LG	TD	2pt.	Pts.
Games 1-11			PRACTICE SQUAD						
Dec 6	at Cincinnati	P	0	0	0.0	—	0	0	0
Dec 13	at Baltimore	P	1	4	4.0	4	0	0	0
Games 14-16			PRACTICE SQUAD						
Regular Season Totals		**2/0**	**1**	**4**	**4.0**	**4**	**0**	**0**	**0**

2010 DENVER (4-12)			RECEIVING					SCORING	
Date	Opponent	P/S	No.	Yds.	Avg.	LG	TD	2pt.	Pts.
Sep 12	at Jacksonville	P	1	2	2.0	2	0	0	0
Sep 19	vs. Seattle*	P	0	0	0.0	—	0	0	0
Sep 26	vs. Indianapolis	P	1	2	2.0	2	0	0	0
Oct 3	at Tennessee*	P	0	0	0.0	—	0	0	0
Oct 10	at Baltimore	S	1	9	9.9	9	0	0	0
Oct 17	vs. N.Y. Jets	P	0	0	0.0	—	0	0	0
Oct 24	vs. Oakland	P	0	0	0.0	—	0	0	0
Oct 31	at San Francisco (London)	S	3	30	10.0	13	0	0	0
Nov 14	vs. Kansas City*	P	0	0	0.0	—	0	0	0
Nov 22	at San Diego	S	0	0	0.0	—	0	0	0
Nov 28	vs. St. Louis	P	1	13	13.0	13	0	0	0
Dec 5	at Kansas City	S	1	9	9.9	9	0	0	0
Dec 12	at Arizona	PLACED ON INJURED RESERVE (LEFT ANKLE) 12/5/10							
Regular Season Totals		**12/4**	**8**	**65**	**8.1**	**13**	**0**	**0**	**0**

MARIO HAGGAN

6-3 • 274 • 9th Yr. • Mississippi State

Born: March 3, 1980, in Clarksdale, Miss.
High School: Clarksdale High School, Clarksdale, Miss.
Acquired: Free Agent, 2008
NFL Year: 9th • **Year with Broncos:** 4th
NFL Games Played/Started: 105/32

57

Strongside Linebacker

HAGGAN AT A GLANCE:

- A ninth-year linebacker who joins Ryan Clady as the only two players to start every game for Denver during the last two seasons.
- Totaled a career-high 87 tackles (75 solo) and five sacks in 2010, while opening eight games apiece at outside linebacker and inside linebacker.
- Started all 16 games for the first time in his career in 2009, registering 55 tackles (45 solo), one sack and three forced fumbles as a team captain for the Broncos.
- Became the first player in the NFL in 24 seasons to start all 16 games in a season after previously playing at least 73 games without a start with his effort for the Broncos in 2009.
- Established himself as one of the top special-teams players in the NFL during his five professional seasons with Buffalo (2003-07) and in his first two years with Denver (2008-09), registering 70 career special-teams tackles.
- Posted the seventh-most special-teams stops (49) in the league from 2004-06.
- Received first-team All-Southeastern Conference honors as a senior at Mississippi State University, where he was a three-year starter.
- Joined the Broncos as a free agent on Nov. 4, 2008.
- Selected by Buffalo in the seventh round (228th overall) of the 2003 NFL Draft.

CAREER TRANSACTIONS: Signed by Buffalo as a draft choice 7/22/03; Waived by Buffalo 9/4/03; Signed by Buffalo (practice squad) 9/8/03; Signed by Buffalo (active roster) 11/14/03; Placed on reserve/suspended list by Commissioner 4/8/08; Suspension lifted by Commissioner 9/30/08; Signed by Denver 11/4/08.

2010: Haggan started all 16 games—eight at outside linebacker and eight at inside linebacker—and totaled career highs in tackles (87) and sacks (5) to go along with two forced fumbles and one fumble recovery... Finished as one of six NFL players with at least 80 tackles and five sacks... Received the Darrent Williams Good Guy Award from the Denver media for the Bronco who best exemplifies enthusiasm, cooperation and honesty while dealing with members of the press... Totaled a career-high three sacks and added a forced fumble vs. K.C. (11/14).

2009: Haggan, a team captain, became the first player in the NFL since 1985 (Patriots defensive back Ivory Sully) to start all 16 games after previously playing at least 73 games without a start... Registered a career-high 55 tackles (45 solo), one sack (10 yds.), one pass breakup and three forced fumbles... Tied for fourth on the team with nine special-teams stops... Forced a fumble at K.C. (12/6) that was recovered by cornerback André Goodman for a 30-yard touchdown.

2008: Haggan totaled 20 tackles (16 solo), one sack (1 yd.) and four special-teams stops in eight games (0 starts) with Denver... Joined the club as a free agent on Nov. 4 and played in the final eight games of the year.

2007: Haggan played all 16 games (0 starts) for the fourth consecutive season with Buffalo and had 13 tackles (10 solo) and one sack (2 yds.)... Contributed seven special-teams stops.

2006: Haggan appeared in all 16 games (0 starts) and served as one of the Bills' special-teams captains... Had a team-high 15 special-teams tackles and one defensive tackle.

2005: Haggan played all 16 games (0 starts) for Buffalo, totaling five tackles (3 solo) and 17 special-teams stops... Helped the Bills rank first in the NFL in *The Dallas Morning News*' comprehensive special-teams rankings.

2004: Haggan saw time in all 16 games (0 starts) with Buffalo, registering two tackles (1 solo) and two fumble recoveries... Posted 17 tackles on special teams to help the Bills rank first in the NFL in *The Dallas Morning News*' comprehensive special-teams rankings.

2003: Selected by Buffalo in the seventh round (228th overall) of the 2003 NFL Draft, Haggan appeared in one game for the Bills as a rookie, posting one special-teams tackle in his NFL debut vs. Ind. (11/23)... Began the year on the Bills' practice squad before he was signed to their active roster on Nov. 14.

COLLEGE: Haggan was a three-year starter at Mississippi State University, totaling 359 career tackles (202 solo), 10 sacks, five forced fumbles, two fumble recoveries, four pass breakups and one interception in 40 games (31 starts)... Led the Bulldogs in tackles during each of his three seasons as a starter... Received first-team All-Southeastern Conference honors as a senior after posting a team-high 119 tackles (66 solo)... Named a second-team All-SEC selection as a junior defensive end and as a sophomore linebacker.

PERSONAL: Haggan was a *USA Today* honorable mention All-American at Clarksdale High School in Clarksdale, Miss.... Named first-team all-state (*Jackson Clarion-Ledger*) and was chosen to play in the Mississippi/Alabama All-Star Game... Led his team to the state Class 4A championship in 1997... Recorded 158 tackles with three fumble recoveries as a senior... Hosted a radio show on FM 103.3 The Edge called "The Specialists" with teammate Josh Stamer during the 2006 season in Buffalo... Majored in sports communication at Mississippi State... Mario Marcell Haggan was born on March 3, 1980, in Clarksdale, Miss.

HAGGAN'S REGULAR SEASON RECORD

Year	Club	G	S	UT	A	TT	S-Yds.	I-Yds.	PD	FF	FR	TD-Int.	TD-FR	S	Pts.
2003	Buffalo	1	0	0	0	0	0-0	0-0	0	0	0	0	0	0	0
2004	Buffalo	16	0	1	1	2	0-0	0-0	0	0	2	0	0	0	0
2005	Buffalo	16	0	3	2	5	0-0	0-0	0	0	0	0	0	0	0
2006	Buffalo	16	0	0	1	1	0-0	0-0	0	0	0	0	0	0	0
2007	Buffalo	16	0	10	3	13	1-2	0-0	0	0	0	0	0	0	0
2008	Denver	8	0	16	4	20	1-1	0-0	0	0	0	0	0	0	0
2009	Denver	16	16	45	10	55	1-10	0-0	1	3	0	0	0	0	0
2010	Denver	16	16	75	12	87	5-45	0-0	1	2	1	0	0	0	0
CAREER TOTALS		**105**	**32**	**150**	**33**	**183**	**8-58**	**0-0**	**2**	**5**	**3**	**0**	**0**	**0**	**0**
BRONCOS TOTALS		**40**	**32**	**136**	**26**	**162**	**6-55**	**0-0**	**2**	**5**	**1**	**0**	**0**	**0**	**0**

ADDITIONAL STATISTICS: *Special teams tackles — 2003 (1), 2004 (17), 2005 (17), 2006 (15), 2007 (7), 2008 (4), 2009 (9), TOTAL (70). Miscellaneous tackles — 2006 (1), TOTAL (1). Kick returns — 2006 (2 for 4 yds., 2.0 avg., 5 LG), TOTAL (2 for 4 yds., 2.0 avg., 5 LG). Punt returns — 2008 (1 for 0 yds.), TOTAL (1 for 0 yds.).*

HAGGAN'S SINGLE-GAME HIGHS

(Postseason in parentheses)

Sacks — 3 vs. Kansas City, 11/14/10 9/13/09 (none). **Sack yards** — 32 vs. Kansas City, 11/14/10 (none). **Interceptions** — None (none). **Interception return yards** — None (none).

MARIO HAGGAN'S CAREER GAME-BY-GAME

(Victories asterisked)

2003 BUFFALO (6-10) — TACKLES

Date	Opponent	P/S	UT	A	TT	S-Yds.	I-Yds.	PD	FF	FR
Sep 7	vs. New England*	NOT WITH TEAM								
Games 2-9		PRACTICE SQUAD								
Nov 16	vs. Houston	INACTIVE								
Nov 23	vs. Indianapolis	P	0	0	0	0-0	0-0	0	0	0
Games 12-16		INACTIVE								
Regular Season Totals		**1/0**	**0**	**0**	**0**	**0-0**	**0-0**	**0**	**0**	**0**

2004 BUFFALO (9-7) — TACKLES

Date	Opponent	P/S	UT	A	TT	S-Yds.	I-Yds.	PD	FF	FR
Games 1-7		P	0	0	0	0-0	0-0	0	0	0
Nov 7	vs. N.Y. Jets*	P	0	0	0	0-0	0-0	0	0	1
Games 9-12		P	0	0	0	0-0	0-0	0	0	0
Dec 12	vs. Cleveland*	P	0	1	1	0-0	0-0	0	0	0
Dec 19	at Cincinnati*	P	0	0	0	0-0	0-0	0	0	1
Dec 26	at San Francisco*	P	1	0	1	0-0	0-0	0	0	0
Jan 2	vs. Pittsburgh	P	0	0	0	0-0	0-0	0	0	0
Regular Season Totals		**16/0**	**1**	**1**	**2**	**0-0**	**0-0**	**0**	**0**	**2**

2005 BUFFALO (5-11) — TACKLES

Date	Opponent	P/S	UT	A	TT	S-Yds.	I-Yds.	PD	FF	FR
Games 1-2		P	1	0	1	0-0	0-0	0	0	0
Games 3-4		P	0	0	0	0-0	0-0	0	0	0
Oct 9	vs. Miami*	P	0	1	1	0-0	0-0	0	0	0
Games 6-10		P	0	0	0	0-0	0-0	0	0	0
Nov 27	vs. Carolina	P	1	0	1	0-0	0-0	0	0	0
Dec 4	at Miami	P	0	0	0	0-0	0-0	0	0	0
Dec 11	vs. New England	P	0	1	1	0-0	0-0	0	0	0
Games 14-16		P	0	0	0	0-0	0-0	0	0	0
Regular Season Totals		**16/0**	**3**	**2**	**5**	**0-0**	**0-0**	**0**	**0**	**0**

2006 BUFFALO (7-9) — TACKLES

Date	Opponent	P/S	UT	A	TT	S-Yds.	I-Yds.	PD	FF	FR
Games 1-4		P	0	0	0	0-0	0-0	0	0	0
Oct 8	at Chicago	P	0	1	1	0-0	0-0	0	0	0
Games 6-16		P	0	0	0	0-0	0-0	0	0	0
Regular Season Totals		**16/0**	**0**	**1**	**1**	**0-0**	**0-0**	**0**	**0**	**0**

2007 BUFFALO (7-9) — TACKLES

Date	Opponent	P/S	UT	A	TT	S-Yds.	I-Yds.	PD	FF	F	R
Sep 9	vs. Denver	P	2	1	3	0-0	0-0	0	0	0	
Sep 16	at Pittsburgh	P	1	1	2	0-0	0-0	0	0	0	
Sep 23	at New England	P	1	0	1	0-0	0-0	0	0	0	
Sep 30	vs. N.Y. Jets*	P	2	0	2	0-0	0-0	0	0	0	
Games 5-11		P	0	0	0	0-0	0-0	0	0	0	
Dec 2	at Washington*	P	1	0	1	1-2	0-0	0	0	0	
Games 13-14		P	0	0	0	0-0	0-0	0	0	0	
Dec 23	vs. N.Y. Giants	P	2	0	2	0-0	0-0	0	0	0	
Dec 30	at Philadelphia	P	1	1	2	0-0	0-0	0	0	0	
Regular Season Totals		**16/0**	**10**	**3**	**13**	**1-2**	**0-0**	**0**	**0**	**0**	

2008 DENVER (8-8) — TACKLES

Date	Opponent	P/S	UT	A	TT	S-Yds.	I-Yds.	PD	FF	FR
Games 1-4		SUSPENDED BY COMMISSIONER								
Games 5-8		NOT WITH TEAM								
Games 9-10		P	0	0	0	0-0	0-0	0	0	0
Nov 23	vs. Oakland	P	5	0	5	0-0	0-0	0	0	0
Nov 30	at N.Y. Jets*	P	4	3	7	1-1	0-0	0	0	0
Dec 7	vs. Kansas City*	P	1	0	1	0-0	0-0	0	0	0
Dec 14	at Carolina	P	3	0	3	0-0	0-0	0	0	0
Dec 21	vs. Buffalo	P	1	0	1	0-0	0-0	0	0	0
Dec 28	at San Diego	P	2	1	3	0-0	0-0	0	0	0
Regular Season Totals		**8/0**	**16**	**4**	**20**	**1-1**	**0-0**	**0**	**0**	**0**

2009 DENVER (8-8) — TACKLES

Date	Opponent	P/S	UT	A	TT	S-Yds.	I-Yds.	PD	FF	FR
Sep 13	at Cincinnati*	S	2	1	3	1-10	0-0	0	0	0
Sep 20	vs. Cleveland*	S	1	0	1	0-0	0-0	0	0	0
Sep 27	at Oakland*	S	1	1	2	0-0	0-0	0	1	0
Oct 4	vs. Dallas*	S	3	1	4	0-0	0-0	0	0	0
Oct 11	vs. New England*	S	1	0	1	0-0	0-0	0	0	0
Oct 19	at San Diego*	S	2	1	3	0-0	0-0	0	0	0
Nov 1	at Baltimore	S	3	1	4	0-0	0-0	0	0	0
Nov 9	vs. Pittsburgh	S	4	1	5	0-0	0-0	0	0	0
Nov 15	at Washington	S	0	0	0	0-0	0-0	0	0	0
Nov 22	vs. San Diego	S	5	0	5	0-0	0-0	0	0	0
Nov 26	vs. N.Y. Giants*	S	5	0	5	0-0	0-0	0	1	0
Dec 6	at Kansas City*	S	4	0	4	0-0	0-0	0	1	0
Dec 13	at Indianapolis	S	2	2	4	0-0	0-0	1	0	0
Dec 20	vs. Oakland	S	3	0	3	0-0	0-0	0	0	0
Dec 27	at Philadelphia	S	6	1	7	0-0	0-0	0	0	0
Jan 3	vs. Kansas City	S	3	1	4	0-0	0-0	0	0	0
Regular Season Totals		**16/16**	**45**	**10**	**55**	**1-10**	**0-0**	**1**	**3**	**0**

2010 DENVER (4-12)			TACKLES							
Date	Opponent	P/S	UT	A	TT	S-Yds.	I-Yds.	PD	FF	FR
Sep 12	at Jacksonville	S	5	0	5	0-0	0-0	0	0	0
Sep 19	vs. Seattle*	S	4	1	5	0-0	0-0	1	0	0
Sep 26	vs. Indianapolis	S	5	2	7	0-0	0-0	0	0	0
Oct 3	at Tennessee*	S	3	1	4	0-0	0-0	0	1	0
Oct 10	at Baltimore	S	4	4	8	0-0	0-0	0	0	0
Oct 17	vs. N.Y. Jets	S	4	2	6	0-0	0-0	0	0	0
Oct 24	vs. Oakland	S	7	1	8	0-0	0-0	0	0	0
Oct 31	at San Francisco (London)	S	8	0	8	0-0	0-0	0	0	0
Nov 14	vs. Kansas City*	S	6	0	6	3-32	0-0	0	1	0
Nov 22	at San Diego	S	4	0	4	0-0	0-0	0	0	0
Nov 28	vs. St. Louis	S	3	0	3	1-0	0-0	0	0	0
Dec 5	at Kansas City	S	3	0	3	1-13	0-0	0	0	1
Dec 12	at Arizona	S	3	0	3	0-0	0-0	0	0	0
Dec 19	at Oakland	S	6	1	7	0-0	0-0	0	0	0
Dec 26	vs. Houston*	S	1	0	1	0-0	0-0	0	0	0
Jan 2	vs. San Diego	S	9	0	9	0-0	0-0	0	0	0
Regular Season Totals		**16/16**	**75**	**12**	**87**	**5-45**	**0-0**	**1**	**2**	**1**



DERRICK HARVEY

6-5 • 268 • 4th Yr. • Florida

Born: Nov. 9, 1986, in Greenbelt, Md.

High School: Eleanor Roosevelt High School, Greenbelt, Md.

Acquired: Free Agent, 2011

NFL Year: 4th • **Year with Broncos:** 1st

NFL Games Played/Started: 47/32

95

Defensive End

HARVEY AT A GLANCE:

- A fourth-year defensive end who saw action in 47-of-48 games, making 32 starts in his first three seasons with Jacksonville and leading the team with 57 quarterback pressures during that time.
- Opened all 16 games for the Jaguars in 2009 and led the club's defensive linemen with 69 tackles (37 solo).
- Made nine starts as a rookie in 2008 to set a franchise record for defensive linemen, leading the team with 29 quarterback pressures and a career-best 3.5 sacks (21 yds.).
- Ranked ninth in University of Florida history with 20.5 career sacks, including 19.5 sacks accumulated during his sophomore and junior seasons.
- Named Defensive MVP of the 2007 BCS National Championship game against Ohio State after posting thee sacks and one fumble recovery in the Gators' 41-14 win.
- Named Maryland Gatorade Player of the Year as a senior at Eleanor Roosevelt High School (Greenbelt, Md.) and set a state record with 31 sacks despite playing just his second season of organized football.
- Joined the Broncos as a free agent on Aug. 1, 2011.
- Selected by Jacksonville in the first round (8th overall) of the 2008 NFL Draft.

CAREER TRANSACTIONS: Signed by Jacksonville as a draft choice 8/27/08; Waived by Jacksonville 7/29/11; Signed by Denver 8/1/11.

2010: Harvey played 15 games (7 starts) for Jacksonville and finished with 34 tackles (16 solo), 2.5 sacks (17.5 yds.) and eight quarterback pressures... Saw his 26-game starting streak snapped at Dal. (10/31).

2009: Harvey opened all 16 games for the first time in his career and totaled 69 tackles (37 solo) to lead all Jaguars defensive linemen... Added two sacks (8 yds.), one pass defensed and one fumble recovery, while leading the club with 20 quarterback pressures.

2008: Selected by Jacksonville in the first round (8th overall) of the 2008 NFL Draft, Harvey played all 16 games for the Jaguars and made the most starts (9) by a rookie defensive end in franchise history... Posted 35 tackles (23 solo), 3.5 sacks (21 yds.), one interception (0 yds.) and two passes defensed in addition to leading the team with 29 quarterback pressures... Recorded an interception at Ten. (9/7) in his first NFL game by picking off Titans quarterback Vince Young in the fourth quarter... Totaled nine tackles, including a career-high two sacks (10 yds.) at Bal. (12/28).

COLLEGE: Harvey played 36 games (18 starts) in three seasons at the University of Florida, where he finished

his career ranked ninth in school history with 20.5 career sacks... Added 90 tackles, three fumble recoveries and two forced fumbles for the Gators... Started all 13 games as a junior in his final season with Florida and notched 8.5 sacks to lead the team and tie for fifth in the Southeastern Conference... Named Defensive MVP of the 2007 BCS National Championship Game against Ohio State after totaling three sacks (31 yds.) and a fumble recovery... Earned second-team All-SEC honors during his final two seasons.

PERSONAL: Harvey attended Eleanor Roosevelt High School in Greenbelt, Md., where he recorded 150 tackles and a state-record 31 sacks as a senior in just his second year playing organized football... Named Maryland Gatorade Player of the Year in 2003 in addition to earning second-team All-USA honors from *USA Today*... Majored in anthropology at Florida... Derrick Harvey was born on Nov. 9, 1986, in Greenbelt, Md.

HARVEY'S REGULAR SEASON RECORD

Year	Club	G	S	UT	A	TT	S-Yds.	I-Yds.	PD	FF	FR	TD-Int.	TD-FR	S	Pts.
2008	Jacksonville	16	9	23	12	35	3.5-21	1-0	2	0	0	0	0	0	0
2009	Jacksonville	16	16	37	32	69	2-8	0-0	1	0	1	0	0	0	0
2010	Jacksonville	15	7	16	18	34	2.5-17.5	0-0	0	0	0	0	0	0	0
CAREER TOTALS		**47**	**32**	**76**	**62**	**138**	**8-46.5**	**1-0**	**3**	**0**	**1**	**0**	**0**	**0**	**0**

HARVEY'S SINGLE-GAME HIGHS

(Postseason in parentheses)

Sacks — 1.5 at Detroit, 11/9/08 (none). **Sack yards** — 11 at Detroit, 11/9/08 (none). **Interceptions** — 1 at Tennessee, 9/7/08 (none). **Interception return yards** — 0 at Tennessee, 9/7/08 (none).

DERRICK HARVEY'S CAREER GAME-BY-GAME

(Victories asterisked)

2008 JACKSONVILLE (5-11)			TACKLES							
Date	Opponent	P/S	UT	A	TT	S-Yds.	I-Yds.	PD	FF	FR
Sep 7	at Tennessee	P	0	1	1	0-0	1-0	1	0	0
Sep 14	vs. Buffalo	P	1	1	2	0-0	0-0	0	0	0
Sep 21	at Indianapolis*	P	0	0	0	0-0	0-0	0	0	0
Sep 28	vs. Houston*	S	1	1	2	0-0	0-0	0	0	0
Oct 5	vs. Pittsburgh	S	0	0	0	0-0	0-0	0	0	0
Oct 12	at Denver*	S	1	0	1	0-0	0-0	1	0	0
Oct 26	vs. Cleveland	P	0	0	0	0-0	0-0	0	0	0
Nov 2	at Cincinnati	P	0	2	2	0-0	0-0	0	0	0
Nov 9	at Detroit*	P	3	0	3	1.5-11	0-0	0	0	0
Nov 16	vs. Tennessee	S	2	1	3	0-0	0-0	0	0	0
Nov 23	vs. Minnesota	S	3	1	4	0-0	0-0	0	0	0
Dec 1	at Houston	S	2	0	2	0-0	0-0	0	0	0
Dec 7	at Chicago	P	3	0	3	0-0	0-0	0	0	0
Dec 14	vs. Green Bay*	S	3	0	3	0-0	0-0	0	0	0
Dec 18	vs. Indianapolis	S	0	0	0	0-0	0-0	0	0	0
Dec 28	at Baltimore	S	4	5	9	2-10	0-0	0	0	0
Regular Season Totals		**16/9**	**23**	**12**	**35**	**3.5-21**	**1-0**	**2**	**0**	**0**

2009 JACKSONVILLE (7-9)			TACKLES							
Date	Opponent	P/S	UT	A	TT	S-Yds.	I-Yds.	PD	FF	FR
Sep 13	at Indianapolis	S	1	1	2	0-0	0-0	0	0	0
Sep 20	vs. Arizona	S	1	1	2	0-0	0-0	0	0	0
Sep 27	at Houston*	S	0	1	1	0-0	0-0	1	0	0
Oct 4	vs. Tennessee*	S	1	3	4	0-0	0-0	0	0	0
Oct 11	at Seattle	S	2	3	5	0-0	0-0	0	0	0
Oct 18	vs. St. Louis*	S	5	0	5	0-0	0-0	0	0	0
Nov 1	at Tennessee	S	6	3	9	0-0	0-0	0	0	0
Nov 8	vs. Kansas City*	S	0	2	2	0-0	0-0	0	0	0
Nov 15	at N.Y. Jets*	S	1	1	2	0-0	0-0	0	0	0
Nov 22	vs. Buffalo*	S	5	4	9	0-0	0-0	0	0	1
Nov 29	at San Francisco	S	5	1	6	0-0	0-0	0	0	0
Dec 6	vs. Houston*	S	2	2	4	1-1	0-0	0	0	0
Dec 13	vs. Miami	S	2	2	4	1-7	0-0	0	0	0
Dec 17	vs. Indianapolis	S	1	2	3	0-0	0-0	0	0	0
Dec 27	at New England	S	3	1	4	0-0	0-0	0	0	0
Jan 3	at Cleveland	S	2	5	7	0-0	0-0	0	0	0
Regular Season Totals		**16/16**	**37**	**32**	**69**	**2-8**	**0-0**	**1**	**0**	**1**

Did You Know?

The Broncos' 34-30 win at Cleveland on Nov. 6, 2008, marked their 400th all-time victory. Denver became the second original American Football League team and the 16th franchise overall to reach the 400-win mark (regular season and postseason).

2010 JACKSONVILLE (8-8)		TACKLES								
Date	Opponent	P/S	UT	A	TT	S-Yds.	I-Yds.	PD	FF	FR
Sep 12	vs. Denver*	S	3	4	7	0-0	0-0	0	0	0
Sep 19	at San Diego	S	1	3	4	0-0	0-0	0	0	0
Sep 26	vs. Philadelphia	S	1	0	1	0-0	0-0	0	0	0
Oct 3	vs. Indianapolis*	S	0	3	3	0-0	0-0	0	0	0
Oct 10	at Buffalo*	S	2	2	4	0.5-4.5	0-0	0	0	0
Oct 18	vs. Tennessee	S	1	2	3	0-0	0-0	0	0	0
Oct 24	at Kansas City	S	0	0	0	0-0	0-0	0	0	0
Oct 31	at Dallas*	P	0	0	0	0-0	0-0	0	0	0
Nov 14	vs. Houston*	P	0	2	2	0-0	0-0	0	0	0
Nov 21	vs. Cleveland*	P	2	1	3	1-7	0-0	0	0	0
Nov 28	at N.Y. Giants	P	1	1	2	0-0	0-0	0	0	0
Dec 5	at Tennessee*	P	0	0	0	0-0	0-0	0	0	0
Dec 12	vs. Oakland*	P	2	0	2	1-6	0-0	0	0	0
Dec 19	at Indianapolis			DID NOT PLAY						
Dec 26	vs. Washington	P	2	0	2	0-0	0-0	0	0	0
Jan 2	at Houston	P	1	0	1	0-0	0-0	0	0	0
Regular Season Totals		**15/7**	**16**	**18**	**34**	**2.5-17.5**	**0-0**	**0**	**0**	**0**

STEVEN HAUSCHKA

6-4 • 210 • 4th Yr. • North Carolina St.

Born: June 29, 1985, in Needham, Mass.

High School: Needham High School, Needham, Mass.

Acquired: Free Agent, 2010

NFL Year: 4th • **Year with Broncos:** 2nd

NFL Games Played/Started: 105/32

3

KICKER

HAUSCHKA AT A GLANCE:

- A fourth-year kicker who has connected on 16-of-22 (.727) field goals in his career with Denver (2010) and Baltimore (2008-09).
- Signed by the Broncos for the last four games of the 2010 season and converted 6-of-7 (.857) field goals while filling in for injured kicker Matt Prater.
- Made 9-of-13 field goals (.692) and 27-of-28 extra points in nine games during the 2009 season with Baltimore.
- Spent time on the active rosters of Baltimore, Atlanta and Denver in addition to the United Football League's Las Vegas Locamotives.
- Named a finalist for the Lou Groza award (nation's top placekicker) in 2007 during his only season at North Carolina State after leading the Atlantic Coast Conference in field goal percentage (.889 / 16-of-18).
- Began his kicking career at Middlebury College, helping the school win the New England Small College Athletic Conference title.
- Joined the Broncos as a free agent on Dec. 11, 2010.
- Entered the NFL with Minnesota as a college free agent on May 2, 2008.

CAREER TRANSACTIONS: Signed by Minnesota as a college free agent 5/2/08; Waived by Minnesota 8/30/08; Claimed off waivers by Baltimore 8/31/08; Waived by Baltimore 9/9/08; Signed by Baltimore (practice squad) 9/11/08; Signed by Baltimore (active roster) 10/30/08; Waived by Baltimore 11/18/09; Signed by Atlanta 12/29/09; Waived by Atlanta 8/16/10; Claimed off waivers by Detroit 8/17/10; Waived by Detroit 9/4/10; Signed by Denver 12/11/10.

2010: Hauschka played in Denver's final four games and converted 6-of-7 field goals and 10-of-10 extra points on the year... Signed by the Broncos on Dec. 11 after kicker Matt Prater was injured... Kicked off 18 times for 1,203 yards (66.8 avg.) with two touchbacks... Tied a career high in field goal makes and attempts in a 3-for-3 effort at Oak. (12/19).

2009: Hauschka played nine games for Baltimore, converting 9-of-13 field goal attempts along with 27-of-28 extra points to finish with a career-high 54 points... Averaged 65.7 yards on 46 kickoffs with three touchbacks... Kicked season-long field goals of 44 yards vs. K.C. (9/13) and at Cle. (11/16).

2008: Hauschka, who entered the NFL as a college free agent with Minnesota on May 2, appeared in eight games for Baltimore after being claimed off waivers by the club following training camp... Made 1-of-2 two field goal

attempts and kicked off 43 times (65.9 avg.) with four touchbacks... Converted his first NFL field goal attempt, a 54-yard kick at Hou. (11/9), which marked the second-longest field goal in franchise history.

COLLEGE: Hauschka ended his collegiate career as a graduate student at North Carolina State University, where he made 16-of-18 field goals in his lone season of eligibility and was named a Lou Groza Award (nation's best kicker) finalist... Led the Atlantic Coast Conference and ranked sixth in school history with his .889 field goal percentage... Graduated from Middlebury College in Vermont, where he kicked for his final three seasons and made 20-of-28 career field goal attempts... Named first team all-conference as a kicker and punter his senior year and earned second-team honors at both positions during his sophomore and junior campaigns.

PERSONAL: Hauschka played soccer at Needham High School in Needham, Mass.... Also played soccer and lacrosse at Middlebury, where he earned a bachelor's degree in neuroscience... Steven Hauschka (pronounced HOWSH-kuh) was born on June 29, 1985, in Needham, Mass.

HAUSCHKA'S REGULAR SEASON RECORD

			FIELD GOALS								PATs		
Year	Club	G	1-19	20-29	30-39	40-49	50-59	60+	TOTAL	Pct.	Md./Att.	Pct.	Pts.
2008	Baltimore	8	0/0	0/0	0/0	0/0	1/2	0/0	1/1	.500	0/0	—	3
2009	Baltimore	9	0/0	1/1	5/7	3/5	0/0	0/0	9/13	.692	27/28	.964	54
2010	Denver	4	0/0	1/1	3/3	2/3	0/0	0/0	6/7	.857	10/10	1.000	28
CAREER TOTALS		**21**	**0/0**	**2/2**	**8/10**	**5/8**	**1/2**	**0/0**	**16/22**	**.727**	**37/38**	**.964**	**85**

ADDITIONAL STATISTICS: *Kickoffs — 2008 (43 for 2,832 yds., 65.9 avg., 4 TBs), 2009 (46 for 3,021 yds., 65.7 avg., 3 TBs), 2010 (18 for 1,203 yds., 66.8 avg., 2 TBs), TOTAL (107 for 7,056 yds., 65.9 avg., 9 TBs).*

HAUSCHKA'S SINGLE-GAME HIGHS

(Postseason in parentheses)

Field goals made — 3, twice, last at Oakland, 12/19/10 (none). **Field goals attempted** — 3, three times, last at Oakland, 12/19/10 (none). **Longest field goal made** — 54 at Houston, 11/9/08 (none). **Longest field goal attempted** — 54 at Houston, 11/9/08 (none). **PATs made** — 5, twice, last at Kansas City, 12/6/09 (none). **PATs attempted** — 5, vs. Kansas City, 9/13/09 (none). **Consecutive PATs made** — 17, 9/7/08-11/16/09 (none). **Points scored** — 12, vs. Denver, 11/1/09 (none). **Consecutive games with a field goal** — 4, 11/16/09-12/26/10 (none). **Kickoffs** — 7, six times, last vs. Denver, 11/1/09 (6 at Miami, 1/4/09). **Touchbacks on kickoffs** — 2, twice, last vs. Houston, 12/26/10 (3 at Miami, 1/4/09).

STEVEN HAUSCHKA'S CAREER GAME-BY-GAME

(Victories asterisked)

2008 BALTIMORE (11-5)			FIELD GOALS								PATs		
Date	Opponent	P	10-19	20-29	30-39	40-49	50-59	60+	TOTAL	Pct.	Md./Att.	Pct.	Pts.
Sep 7	vs. Cincinnati*	P	0/0	0/0	0/0	0/0	0/0	0/0	0/0	—	0/0	—	0
Games 2-7					PRACTICE SQUAD								
Nov 2	at Cleveland*					INACTIVE							
Nov 9	at Houston*	P	0/0	0/0	0/0	0/0	1/1	0/0	1/1	1.000	0/0	—	3
Nov 16	at N.Y. Giants	P				USED ONLY FOR KICKOFFS							
Nov 23	vs. Philadelphia*	P	0/0	0/0	0/0	0/0	0/1	0/0	0/1	—	0/0	—	0
Games 12-14		P				USED ONLY FOR KICKOFFS							
Dec 20	at Dallas*					INACTIVE							
Dec 28	vs. Jacksonville*	P				USED ONLY FOR KICKOFFS							
Regular Season Totals		**8**	**0/0**	**0/0**	**0/0**	**0/0**	**1/2**	**0/0**	**1/2**	**.500**	**0/0**	**—**	**3**
Jan 4	at Miami*§	P				USED ONLY FOR KICKOFFS							
Jan 10	at Tennessee*†	P				USED ONLY FOR KICKOFFS							
Jan 18	at Pittsburgh#	P				USED ONLY FOR KICKOFFS							
Postseason Totals		**3**	**0/0**	**0/0**	**0/0**	**0/0**	**0/0**	**0/0**	**0/0**	**—**	**0/0**	**—**	**0**

§AFC Wild Card Game; †AFC Divisional Playoff Game; #AFC Championship Game

2009 BAL. (9-7) / ATL. (9-7)			FIELD GOALS								PATs		
Date	Opponent	P	10-19	20-29	30-39	40-49	50-59	60+	TOTAL	Pct.	Md./Att.	Pct.	Pts.
Sep 13	vs. Kansas City*	P	0/0	0/0	0/0	1/2	0/0	0/0	1/2	.500	5/5	1.000	8
Sep 20	at San Diego*	P	0/0	0/0	1/1	0/0	0/0	0/0	1/1	1.000	4/4	1.000	7
Sep 27	vs. Cleveland*	P	0/0	0/0	2/2	0/0	0/0	0/0	2/2	1.000	4/4	1.000	10
Oct 4	at New England	P	0/0	0/0	0/0	0/0	0/0	0/0	0/0	—	3/3	1.000	3
Oct 11	vs. Cincinnati	P	0/0	0/0	0/0	0/0	0/0	0/0	0/0	—	2/2	1.000	2
Oct 19	at Minnesota	P	0/0	1/1	0/0	0/1	0/0	0/0	1/2	.500	4/4	1.000	7
Nov 1	vs. Denver*	P	0/0	0/0	2/2	1/1	0/0	0/0	3/3	1.000	3/3	1.000	12
Nov 9	at Cincinnati	P	0/0	0/0	0/1	0/0	0/0	0/0	0/1	.000	1/1	1.000	1
Nov 16	at Cleveland*	P	0/0	0/0	0/1	1/1	0/0	0/0	1/2	.500	1/2	.500	4
			WAIVED BY BALTIMORE ON NOV. 18 / SIGNED BY ATLANTA ON DEC. 29										
Jan 3	at Tampa Bay*					INACTIVE							
Regular Season Totals		**9**	**0/0**	**1/1**	**5/7**	**3/5**	**0/0**	**0/0**	**9/13**	**.692**	**27/28**	**.964**	**54**

2010 DENVER (4-12)			FIELD GOALS								PATs		
Date	Opponent	P	10-19	20-29	30-39	40-49	50-59	60+	TOTAL	Pct.	Md./Att.	Pct.	Pts.
Games 1-12					NOT WITH TEAM								
Dec 12	at Arizona	P	0/0	0/0	2/2	0/1	0/0	0/0	2/3	.667	1/1	1.000	7
Dec 19	at Oakland	P	0/0	0/0	1/1	2/2	0/0	0/0	3/3	1.000	2/2	1.000	11
Dec 26	vs. Houston*	P	0/0	1/1	0/0	0/0	0/0	0/0	1/1	1.000	3/3	1.000	6
Jan 2	vs. San Diego	P	0/0	0/0	0/0	0/0	0/0	0/0	0/0	—	4/4	1.000	4
Regular Season Totals		**4**	**0/0**	**1/1**	**3/3**	**2/3**	**0/0**	**0/0**	**6/7**	**.857**	**10/10**	**1.000**	**28**



RUSS HOCHSTEIN

71

6-4 • 305 • 11TH YR. • NEBRASKA

BORN: Oct. 7, 1977, in Hartington, Neb.

HIGH SCHOOL: Cedar Catholic High School, Hartington, Neb.

ACQUIRED: Trade (New England), 2009

NFL YEAR: 11th • **YEAR WITH BRONCOS:** 3rd

NFL GAMES PLAYED/STARTED: 123/36 • **POSTSEASON:** 14/5

OFFENSIVE GUARD

HOCHSTEIN AT A GLANCE:

- An 11th-year offensive guard who has started 41 games at five different positions during his NFL career with Denver (2009-10), New England (2002-08) and Tampa Bay (2001-02).
- Provided versatility along the offensive front for Denver in 2010, opening four games at left guard and making one start each at right guard and tight end.
- Owns 17 career starts at left guard, 10 starts at center, nine starts at right guard, three starts at tight end and two starts at fullback in 137 total games played.
- Played all 16 games for the Patriots in 2007, helping New England post the NFL's first-ever 16-0 regular-season record en route to advancing to Super Bowl XLII.
- Saw time in 36 of a possible 38 games, including six starts, on the Patriots' back-to-back Super Bowl-champion teams from 2003-04.
- Earned All-Big 12 Conference honors three times for the University of Nebraska playing right guard.
- Joined the Broncos in a trade from New England on Aug. 25, 2009.
- Selected by Tampa Bay in the fifth round (151st overall) of the 2001 NFL Draft.

CAREER TRANSACTIONS: Signed by Tampa Bay as a draft choice 7/18/01; Waived by Tampa Bay 9/18/02; Signed by Tampa Bay 9/24/02; Waived by Tampa Bay 9/30/02; Signed by Tampa Bay (practice squad) 10/2/02; Waived by Tampa Bay 10/15/02; Signed by New England (practice squad) 10/21/02; Signed by New England (active roster) 11/16/02; Waived by New England 8/31/03; Signed by New England (practice squad) 9/2/03; Signed by New England (active roster) 9/13/03; Traded to Denver 8/25/09; Placed on injured reserve (knee) by Denver 12/29/09.

2010: Hochstein played all 16 games (6 starts) for Denver, opening four contests at three different positions (LG, RG, TE) along the offensive front.

2009: Hochstein, who was acquired by Denver in a trade from New England on Aug. 25, played 15 games with a career-high 10 starts for the Broncos at three different positions (8 at left guard, 1 at right guard, 1 at tight end)... Also saw time at fullback in goal-line situations... Placed on injured reserve with a knee injury on Dec. 29... Started at right guard in the season opener at Cin. (9/13)... Started vs. Dal. (10/4) as well as in Games 9-15 at left guard... Opened Denver's contest vs. Pit. (11/9) at tight end.

2008: Hochstein played in the final 15 games (2 starts at fullback) for New England... Helped the Patriots total 351 rushing yards in their final two games... Saw time at center, right guard and tight end during the year.

2007: Hochstein played all 16 games with eight starts (7 at right guard, 1 at center) for the Patriots, helping them post the NFL's first-ever 16-0 regular-season record and advance to Super Bowl XLII... Saw time in all three post-season games, including the Super Bowl vs. NYG (2/3)... Helped New England set single-season league records for points (589) and touchdowns (75) while allowing its fewest sack total (21) for a 16-game season in club history.

2006: Hochstein played 13 games (0 starts) for New England during the regular season and saw time in all three playoff games for the club.

2005: Hochstein played all 16 games for New England and opened its final seven regular-season games at center... Started at center during the Patriots' two playoff contests... Helped New England total at least 130 rushing yards in four of his seven regular-season starts.

2004: Hochstein saw time in all 16 games (2 starts) for the first time in his career with New England, helping the Patriots win Super Bowl XXXIX... Started the final two games at left guard... Saw time in all three playoff games with one start at tight end in the AFC Championship Game at Pit. (1/23).

2003: Hochstein played 14 regular-season games (1 start) for New England after being signed from its practice squad on Sept. 13 and helped the Patriots to a win in Super Bowl XXXVIII... Made his NFL starting debut at left guard at Was. (9/28)... Saw time in all three playoff games (2 starts), starting at left guard in the AFC Championship Game vs. Ind. (1/18) and in Super Bowl XXXVIII vs. Car. (2/1).

2002: Hochstein split his second NFL season with Tampa Bay and New England, seeing time in two games for the year... Contributed on special teams in the Buccaneers' season opener vs. N.O. (9/8) and saw time on their

practice squad before he was waived on Oct. 15... Signed by New England to its practice squad on Oct. 21 and was added to their active roster on Nov. 16 before playing at right guard and on special teams vs. Min. (11/24).

2001: Selected by Tampa Bay in the fifth round (151st overall) of the 2001 NFL Draft, Hochstein was listed as inactive for all 16 games and one playoff contest for the Buccaneers.

COLLEGE: Hochstein was a three-year starter at right guard at the University of Nebraska, where he registered 342 career knockdown blocks and received All-Big 12 Conference honors for three consecutive seasons... Earned first-team All-America honors from *The Sporting News* and was a consensus all-conference selection as a senior in 2000... Named the recipient of the Cletus Fischer Native Son award, given annually to the top college football player in the state of Nebraska.

PERSONAL: Hochstein played on the defensive line and at middle linebacker at Cedar Catholic High School in Hartington, Neb., where he garnered All-America honors from *Blue Chip Illustrated*... Totaled 309 career tackles, 18 sacks, eight fumble recoveries and two interceptions during his prep career... Earned a bachelor's degree in business management from Nebraska... Russ Hochstein was born on Oct. 7, 1977, in Hartington, Neb.

HOCHSTEIN'S REGULAR SEASON RECORD

Year	Club	G	S
2001	Tampa Bay	0	0
2002	T.B/N.E.	2	0
2003	New England	14	1
2004	New England	16	2
2005	New England	16	7
2006	New England	13	0
2007	New England	16	8
2008	New England	15	2
2009	Denver	15	10
2010	Denver	16	6
CAREER TOTALS		**123**	**36**
BRONCOS TOTALS		**31**	**16**

ADDITIONAL STATISTICS: *Miscellaneous tackles — 2009 (2), 2010 (1), TOTAL (3). Recovered one fumble vs. N.Y. Jets (11/12/06). Recovered one fumble and returned a kickoff six yards vs. New England (10/11/09).*

HOCHSTEIN'S POSTSEASON RECORD

Year	Club	G	S
2001	Tampa Bay	0	0
2003	New England	3	2
2004	New England	3	1
2005	New England	2	2
2006	New England	3	0
2007	New England	3	0
CAREER TOTALS		**14**	**5**

JASON HUNTER

52

6-4 • 271 • 6TH YR. • APPALACHIAN STATE

BORN: Aug. 28, 1983, in Charlotte, N.C.

HIGH SCHOOL: E.E. Smith High School, Fayetteville, N.C.

ACQUIRED: Free Agent, 2010

NFL YEAR: 6th • **YEAR WITH BRONCOS:** 2nd

NFL GAMES PLAYED/STARTED: 72/21 • **POSTSEASON:** 2/0

DEFENSIVE END

HUNTER AT A GLANCE:

- A sixth-year player who has played 72 career games (21 starts) with Denver (2010), Detroit (2009) and Green Bay (2006-08) and totaled 108 tackles (85 solo), including 10 sacks (62 yds.), with one interception, one forced fumble and five fumble recoveries.
- Started a career-high 12 games for Denver in 2010 and set personal bests in nearly every statistical category despite not joining the club until midway through the preseason and playing outside linebacker for the first time.
- Totaled a combined 37 special-teams stops for Green Bay from 2006-08, including a team-leading 25 special-teams tackles in 2007 that represented the most by a Packers player since 1985.
- Earned Division I-AA second-team All-America honors after leading Appalachian State University to the NCAA Division I-AA National Championship as a senior in 2005.
- Joined the Broncos as a free agent on Aug. 19, 2010.
- Entered the NFL with Green Bay as a college free agent on May 5, 2006.

CAREER TRANSACTIONS: Signed by Green Bay as a college free agent 5/5/06; Waived by Green Bay 5/4/09; Claimed off waivers by Detroit 5/5/09; Released by Detroit 8/16/10; Signed by Denver 8/19/10.

2010: Hunter played all 16 games and started a career-high 12 contests at outside linebacker after signing with Denver during the preseason... Finished fifth on the club with 59 tackles (48 solo), three sacks (30 yds.), one interception (14 yds.), two passes defensed, one forced fumble and two fumble recoveries... Added two solo tackles and one fumble recovery on special teams... Totaled a career-high nine tackles (6 solo), including one sack (14 yds.) at Bal. (10/10)... Recovered a fumble vs. K.C. (11/14) and returned it 75 yards for a score to represent the second fumble return for a touchdown in his career as well as the fourth-longest in franchise history.

2009: Hunter played 14 games (9 starts) for Detroit and recorded 34 tackles (27 solo), including a career-high five sacks (27 yds.), to go along with three passes defensed and two fumble recoveries at defensive end... Made his first career start in Week 2 vs. Min. (9/20) while also picking up his first NFL sack... Recorded a sack in each of Detroit's final three regular-season games.

2008: Hunter played 12 games (0 starts) for Green Bay and totaled 10 tackles (6 solo), two sacks (5 yds.), one pass defensed and one fumble recovery... Added three stops on special teams... Recorded one of five defensive touchdowns on the season by Green Bay when he recovered a fumble vs. Chi. (11/16) and returned it 54 yards for a score.

2007: Hunter played all 16 regular-season games (0 starts) and both postseason contests for Green Bay while emerging as its top special-teams contributor... Totaled 25 special-teams tackles in the regular-season to represent the most by a Packers player since 1985... Added a special-teams stop in the NFC Championship Game vs. NYG (1/20).

2006: Hunter, who entered the NFL with Green Bay as a college free agent on May 5, played in 14 games (0 starts) while registering two tackles on defense and eight stops on special teams... Recovered an onside kick vs. NYJ (12/3).

COLLEGE: Hunter played 50 games (15 starts) in four seasons at Division I-AA Appalachian State University, where he registered 186 tackles (110 solo), including 38.5 tackles for a loss and 24 sacks, to go along with nine pass breakups, five forced fumbles, five fumble recoveries and one interception... Earned Division I-AA second-team All-America honors following his senior season in which he started 15 games and totaled 101 tackles (51 solo), 24.5 tackles for a loss and 13 sacks while leading the Mountaineers to the Division I-AA national title.

PERSONAL: Hunter played one season of football at E.E. Smith High School in Fayetteville, N.C., where he earned honorable mention all-conference recognition after recording 87 tackles and 9.5 sacks as a senior... Hunter's father, James, played football at Johnson C. Smith University in Charlotte, N.C., in addition to serving 25 years in the 82nd Airborne Division in the U.S. Armed Forces... Worked as an intern for the Red Cross in high school... Jason Terrell Hunter was born on Aug. 28, 1983, in Charlotte, N.C.

HUNTER'S REGULAR SEASON RECORD

Year	Club	G	S	UT	A	TT	S-Yds.	I-Yds.	PD	FF	FR	TD-Int.	TD-FR	S	Pts.
2006	Green Bay	14	0	2	0	2	0-0	0-0	0	0	0	0	0	0	0
2007	Green Bay	16	0	2	1	3	0-0	0-0	0	0	0	0	0	0	0
2008	Green Bay	12	0	6	4	10	2-5	0-0	1	0	1	0	1	0	6
2009	Detroit	14	9	27	7	34	5-27	0-0	3	0	2	0	0	0	0
2010	Denver	16	12	48	11	59	3-30	1-14	2	1	2	0	1	0	6
CAREER TOTALS		**72**	**21**	**85**	**23**	**108**	**10-62**	**1-14**	**6**	**1**	**5**	**0**	**2**	**0**	**12**

ADDITIONAL STATISTICS: *Special teams tackles — 2006 (8), 2007 (25), 2008 (3), 2010 (2), TOTAL (38). Special teams fumbles — 2007 (1 FF), 2010 (1FR), TOTAL (1 FF, 1 FR). Returned a kickoff 7 yards vs. Houston (12/7/08).*

HUNTER'S POSTSEASON RECORD

Year	Club	G	S	UT	A	TT	S-Yds.	I-Yds.	PD	FF	FR	TD-Int.	TD-FR	S	Pts.
2007	Green Bay	2	0	0	0	0	0-0	0-0	0	0	0	0	0	0	0
CAREER TOTALS		**2**	**0**	**0**	**0**	**0**	**0-0**	**0-0**	**0**	**0**	**0**	**0**	**0**	**0**	**0**

ADDITIONAL STATISTICS: *Special teams tackles — 2007 (1), TOTAL (1).*

HUNTER'S SINGLE-GAME HIGHS

(Postseason in parentheses)

Sacks — 1.0 ten times, last vs. Kansas City, 11/14/10 (none). **Interceptions** — 1 vs. N.Y. Jets, 10/17/10 (none). **Interception return yards** — 14 vs. N.Y. Jets, 10/17/10 (none). **Forced Fumbles** — 1 at Oakland, 12/19/10 (none). **Fumble Recoveries** — 1 five times, last at Oakland, 12/19/10 (none). **Fumble return yards** — 75 vs. Kansas City 11/14/10 (none).

JASON HUNTER'S CAREER GAME-BY-GAME

(Victories asterisked)

2006 GREEN BAY (12-4)			TACKLES							
Date	**Opponent**	**P/S**	**UT**	**A**	**TT**	**S-Yds.**	**I-Yds.**	**PD**	**FF**	**FR**
Games 1-2				INACTIVE						
Sep 24	at Detroit*	P	0	0	0	0-0	0-0	0	0	0
Oct 2	at Philadelphia	P	1	0	1	0-0	0-0	0	0	0
Games 5-12		P	0	0	0	0-0	0-0	0	0	0
Dec 10	at San Francisco	P	1	0	1	0-0	0-0	0	0	0
Games 14-16		P	0	0	0	0-0	0-0	0	0	0
Regular Season Totals		**14/0**	**2**	**0**	**2**	**0-0**	**0-0**	**0**	**0**	**0**

2007 GREEN BAY (13-3)			TACKLES							
Date	**Opponent**	**P/S**	**UT**	**A**	**TT**	**S-Yds.**	**I-Yds.**	**PD**	**FF**	**FR**
Games 1-10		P	0	0	0	0-0	0-0	0	0	0
Nov 22	at Detroit*	P	1	0	1	0-0	0-0	0	0	0
Nov 29	at Dallas	P	0	0	0	0-0	0-0	0	0	0
Dec 9	vs. Oakland*	P	0	0	0	0-0	0-0	0	0	0
Dec 16	at St. Louis*	P	0	0	0	0-0	0-0	0	0	0
Dec 23	at Chicago	P	1	0	1	0-0	0-0	0	0	0
Dec 30	vs. Detroit*	P	0	1	1	0-0	0-0	0	0	0
Regular Season Totals		**16/0**	**2**	**1**	**3**	**0-0**	**0-0**	**0**	**0**	**0**
Jan 12	vs. Seattle*†	P	0	0	0	0-0	0-0	0	0	0
Jan 20	vs. N.Y. Giants#	P	0	0	0	0-0	0-0	0	0	0
Postseason Totals		**2/0**	**0**	**0**	**0**	**0-0**	**0-0**	**0**	**0**	**0**

†NFC Divisional Playoff Game; #NFC Championship Game

2008 GREEN BAY (6-10)			TACKLES							
Date	**Opponent**	**P/S**	**UT**	**A**	**TT**	**S-Yds.**	**I-Yds.**	**PD**	**FF**	**FR**
Sep 8	vs. Minnesota*	P	1	0	1	0-0	0-0	0	0	0
Sep 14	at Detroit*	P	1	1	2	0-0	0-0	0	0	0
Sep 21	vs. Dallas	P	2	0	2	0-0	0-0	0	0	0
Sep 28	at Tampa Bay	P	0	0	0	0-0	0-0	0	0	0
Games 5-7				INACTIVE						
Nov 2	at Tennessee	P	0	0	0	0-0	0-0	0	0	0
Nov 9	at Minnesota			INACTIVE						
Nov 16	vs. Chicago*	P	0	0	0	0-0	0-0	0	0	1
Nov 24	at New Orleans	P	0	1	1	0-0	0-0	0	0	0
Nov 30	vs. Carolina	P	0	0	0	0-0	0-0	0	0	0
Dec 7	vs. Houston	P	0	2	2	0-0	0-0	1	0	0
Dec 14	at Jacksonville	P	0	0	0	0-0	0-0	0	0	0
Dec 22	at Chicago	P	1	0	1	1-0	0-0	0	0	0
Dec 28	vs. Detroit*	P	1	0	1	1-5	0-0	0	0	0
Regular Season Totals		**12/0**	**6**	**4**	**10**	**2-5**	**0-0**	**1**	**0**	**1**

2009 DETROIT (2-14)			TACKLES							
Date	**Opponent**	**P/S**	**UT**	**A**	**TT**	**S-Yds.**	**I-Yds.**	**PD**	**FF**	**FR**
Sep 13	at New Orleans	P	3	1	4	0-0	0-0	0	0	0
Sep 20	vs. Minnesota	S	2	1	3	1-5	0-0	1	0	0
Sep 27	vs. Washington	S	3	1	4	1-7	0-0	1	0	0
Oct 4	at Chicago	S	1	0	1	0-0	0-0	0	0	0
Oct 11	vs. Pittsburgh	S	1	1	2	0-0	0-0	0	0	0
Games 6-7				INACTIVE						
Nov 8	at Seattle	P	4	0	4	0-0	0-0	0	0	0
Nov 15	at Minnesota	S	0	2	2	0-0	0-0	0	0	1
Nov 22	vs. Cleveland*	S	4	0	4	0-0	0-0	0	0	0
Nov 26	vs. Green Bay	P	1	0	1	0-0	0-0	0	0	1
Dec 7	at Cincinnati	P	1	0	1	0-0	0-0	0	0	0
Dec 13	at Baltimore	S	3	1	4	0-0	0-0	0	0	0
Dec 20	vs. Arizona	P	2	0	2	1-8	0-0	0	0	0
Dec 27	at San Francisco	S	1	0	1	1-4	0-0	1	0	0
Jan. 3	vs. Chicago	S	1	0	1	1-3	0-0	0	0	0
Regular Season Totals		**14/9**	**27**	**7**	**34**	**5-27**	**0-0**	**3**	**0**	**2**

DID YOU KNOW?

The Broncos' seven AFC Championship Game appearances during Pat Bowlen's 27 years of ownership (1984-2009) are more than the combined conference title game appearance totals of their three AFC West rivals. Oakland, San Diego and Kansas City have combined to play in six AFC Championship Games since 1984.

2010 DENVER (4-12)			TACKLES							
Date	Opponent	P/S	UT	A	TT	S-Yds.	I-Yds.	PD	FF	FR
Sep 12	at Jacksonville	S	4	1	5	0-0	0-0	0	0	0
Sep 19	vs. Seattle*	S	3	0	3	0-0	0-0	0	0	0
Sep 26	vs. Indianapolis	P	0	1	1	0-0	0-0	0	0	0
Oct 3	at Tennessee*	S	4	0	4	0-0	0-0	0	0	0
Oct 10	at Baltimore	S	6	3	9	1-14	0-0	0	0	0
Oct 17	vs. N.Y. Jets	S	2	0	2	0-0	1-14	1	0	0
Oct 24	vs. Oakland	S	6	0	6	1-12	0-0	1	0	0
Oct 31	at San Francisco (London)	S	5	0	5	0-0	0-0	0	0	0
Nov 14	vs. Kansas City*	S	1	0	1	1-4	0-0	0	0	1
Nov 22	at San Diego	S	2	3	5	0-0	0-0	0	0	0
Nov 28	vs. St. Louis	P	3	2	5	0-0	0-0	0	0	0
Dec 5	at Kansas City	S	5	0	5	0-0	0-0	0	0	0
Dec 12	at Arizona	S	2	1	3	0-0	0-0	0	0	0
Dec 19	at Oakland	S	4	0	4	0-0	0-0	0	1	1
Dec 26	vs. Houston*	P	1	0	1	0-0	0-0	0	0	0
Jan 2	vs. San Diego	P	0	0	0	0-0	0-0	0	0	0
Regular Season Totals		**16/12**	**48**	**11**	**59**	**3-30**	**1-14**	**2**	**1**	**2**

JEREMY JARMON

6-3 • 286 • 2RD YR. • KENTUCKY

BORN: Nov. 20, 1987, in Fort Knox, Ky.
HIGH SCHOOL: Houston High School, Germantown, Tenn.
ACQUIRED: Trade (Washington), 2011
NFL YEAR: 3rd • **YEAR WITH BRONCOS:** 1st
NFL GAMES PLAYED/STARTED: 16/1

93

DEFENSIVE TACKLE

JARMON AT A GLANCE:

- A third-year defensive tackle in his first year with the Broncos who played 16 career games (1 start) in his first two NFL seasons with Washington.
- Saw time in 11 games, including one start, as a rookie with the Redskins in 2009, totaling nine tackles and one forced fumble.
- Posted 17.5 career sacks and 30 tackles for a loss at the University of Kentucky, where he shared the school's Most Outstanding Defensive Player award as a sophomore with Broncos linebacker Wesley Woodyard.
- Joined the Broncos in a trade with Washington on July 27, 2011.
- Selected by the Redskins in the third round of the 2009 NFL Supplemental Draft.

CAREER TRANSACTIONS: Signed by Washington as a supplemental draft choice 7/28/09; Placed on injured reserve (knee) by Washington 11/30/09; Traded to Denver 7/27/11.

2010: Jarmon played five games (0 starts) and totaled six tackles (3 solo), including a half sack, for the Redskins... Made his season debut vs. G.B. (10/10) and registered a quarterback pressure on Aaron Rodgers in overtime to help force a turnover and put Washington in position for the game-winning field goal... Posted a career-high four tackles (3 solo) vs. Ind. (10/17).

2009: Selected by the Redskins in the third round of the 2009 NFL Supplemental Draft, Jarmon played 11 games (1 start) as a rookie and totaled nine tackles (8 solo), one pass defensed and one forced fumble... Made his first career start at Phi. (11/29) but suffered a torn ACL in that contest and was placed on injured reserve on Nov. 30.

COLLEGE: Jarmon played 38 games (31 starts) for the University of Kentucky and totaled 130 tackles, 30 tackles for a loss (162 yds.), 17.5 sacks (116 yds.), five forced fumbles, two fumble recoveries and 12 passes defensed... Earned honorable mention All-Southeastern Conference honors as a junior in 2008 after recording 10 tackles for a loss (56 yds.), including 4.5 sacks (27 yds.)... Posted a career-best nine sacks (56 yds.) and earned second-team All-SEC honors from the league coaches as a sophomore in 2007 in addition to sharing Kentucky's Most Outstanding Defensive Player award with Broncos linebacker Wesley Woodyard.

PERSONAL: Jarmon was a three-year letterman at Houston High School in Germantown, Tenn., where he posted 50 tackles, including 20 tackles for a loss and 10 sacks, as a senior to earn first-team all-district and all-region accolades... Majored in political science at Kentucky... Jeremy Jarmon was born on Nov. 20, 1987, in Fort Knox, Ky.

JARMON'S REGULAR SEASON RECORD

Year	Club	G	S	UT	A	TT	S-Yds.	I-Yds.	PD	FF	FR	TD-Int.	TD-FR	S	Pts.
2009	Washington	11	1	8	1	9	0-0	0-0	1	1	0	0	0	0	0
2010	Washington	5	0	3	3	6	0.5-7	0-0	0	0	0	0	0	0	0
CAREER TOTALS		**16**	**1**	**11**	**4**	**15**	**0.5-7**	**0-0**	**1**	**1**	**0**	**0**	**0**	**0**	**0**

JEREMY JARMON'S CAREER GAME-BY-GAME

(Victories asterisked)

2009 WASHINGTON (4-12)			TACKLES							
Date	Opponent	P/S	UT	A	TT	S-Yds.	I-Yds.	PD	FF	FR
Sep 13	at N.Y. Giants	P	0	0	0	0-0	0-0	0	0	0
Sep 20	vs. St. Louis*	P	0	0	0	0-0	0-0	0	0	0
Sep 27	at Detroit	P	1	0	1	0-0	0-0	0	0	0
Oct 4	vs. Tampa Bay*	P	2	0	2	0-0	0-0	0	1	0
Oct 11	at Carolina	P	2	0	2	0-0	0-0	0	0	0
Oct 18	vs. Kansas City	P	1	0	1	0-0	0-0	0	0	0
Oct 26	vs. Philadelphia	P	1	0	1	0-0	0-0	0	0	0
Nov 8	at Atlanta	P	0	0	0	0-0	0-0	0	0	0
Nov 15	vs. Denver*	P	0	0	0	0-0	0-0	0	0	0
Nov 22	at Dallas	P	0	0	0	0-0	0-0	0	0	0
Nov 29	at Philadelphia	S	1	1	2	0-0	0-0	1	0	0
Games 12-16			PLACED ON INJURED RESERVE (KNEE) ON NOV. 30							
Regular Season Totals		**11/1**	**8**	**1**	**9**	**0-0**	**0-0**	**1**	**1**	**0**

2010 WASHINGTON (6-10)			TACKLES							
Date	Opponent	P/S	UT	A	TT	S-Yds.	I-Yds.	PD	FF	FR
Games 1-4			INACTIVE							
Oct 10	vs. Green Bay*	P	0	0	0	0-0	0-0	0	0	0
Oct 17	vs. Indianapolis	P	3	1	4	0-0	0-0	0	0	0
Games 7-13			INACTIVE							
Dec 19	at Dallas	P	0	0	0	0-0	0-0	0	0	0
Dec 26	at Jacksonville*	P	0	1	1	0.5-7	0-0	0	0	0
Jan 2	vs. N.Y. Giants	P	0	1	1	0-0	0-0	0	0	0
Regular Season Totals		**5/0**	**3**	**3**	**6**	**0.5-7**	**0-0**	**0**	**0**	**0**



JEREMIAH JOHNSON

5-9 • 200 • 2ND YR. • OREGON

BORN: Feb. 15, 1987, in Los Angeles, Calif.
HIGH SCHOOL: Dorsey High School, Los Angeles, Calif.
ACQUIRED: Free Agent, 2011
NFL YEAR: 2nd • **YEAR WITH BRONCOS:** 1st
NFL GAMES PLAYED/STARTED: 0/0

37

RUNNING BACK

JOHNSON AT A GLANCE:

- A second-year running back who spent time on practice squads with Denver, Carolina and Washington in 2010 after his rookie season with Houston in 2009.
- Participated in the Texans' training camp in 2009 before sustaining a shoulder injury and being placed on injured reserve on Aug. 8.
- Rushed for 2,336 yards and 30 touchdowns in four seasons at the University of Oregon, including a career-best 1,201 rushing yards as a senior that marked the sixth-highest total in school history.
- Scored 18 rushing touchdowns as a senior at Dorsey High School in Los Angeles.
- Joined the Broncos as a practice-squad signee on Dec. 10, 2010.
- Entered the NFL with Houston as a college free agent on May 1, 2009.

CAREER TRANSACTIONS: Signed by Houston as a college free agent 5/1/09; Placed on injured reserve (shoulder) by Houston 8/8/09; Waived by Houston 9/19/10; Signed by Washington (practice squad) 10/26/10; Waived by Washington 10/27/10; Signed by Carolina (practice squad) 11/17/10; Waived by Carolina 12/2/10; Signed by Denver (practice squad) 12/7/10; Signed by Denver to a future contract 1/3/11.

2010: Johnson was waived by Houston on Sept. 10, and spent time on the practice squads of Washington, Carolina and Denver.

2009: Johnson, who entered the NFL with Houston as a college free agent on May 1, participated in the Texans'

training camp before suffering a shoulder injury and being placed on injured reserve on Aug. 8.

COLLEGE: Johnson played 40 career games at the University of Oregon and totaled 349 carries for 2,336 yards with 30 touchdowns to represent the sixth-best career rushing mark in school history... Earned second-team All-Pacific-10 Conference honors as a senior after rushing for a personal-best 1,201 yards and 13 touchdowns on 168 carries for a 7.1-yard average.

PERSONAL: Johnson played running back at Dorsey High School in Los Angeles, where he rushed for 18 touchdowns as a senior... Majored in political science at Oregon... Jeremiah Alex Johnson was born on Feb. 15, 1987, in Los Angeles.

JOHNSON'S REGULAR SEASON RECORD

				RUSHING					RECEIVING					SCORING					
Year	Club	G	S	No.	Yds.	Avg.	LG	TD	No.	Yds.	Avg.	LG	TD	TD	TDr	TDp	TDrt	2pt	Pts.
2009	Houston							INJURED RESERVE											
2010	Den./Car./Was.							PRACTICE SQUAD											
CAREER TOTALS		**0**	**0**	**0**	**0**	**0.0**	**—**	**0**	**0**	**0**	**0.0**	**—**	**0**	**0**	**0**	**0**	**0**	**0**	**0**

NATE JONES

5-10 • 185 • 8TH YR. • RUTGERS

BORN: June 15, 1982, in Newark, N.J.

HIGH SCHOOL: Scotch Plains-Fanwood High School, Scotch Plains, N.J.

ACQUIRED: Unrestricted Free Agent (Miami), 2010

NFL YEAR: 8th • **YEAR WITH BRONCOS:** 2nd

NFL GAMES PLAYED/STARTED: 99/10 • **POSTSEASON:** 3/0

33

CORNERBACK

JONES AT A GLANCE:

- An eighth-year cornerback who also has experience at safety while totaling 59 special-teams tackles during his NFL career with Denver (2010), Miami (2008-09) and Dallas (2004-07).
- Saw action in all 16 games (3 starts) and totaled a career-high 51 tackles (43 solo) with three passes defensed in his first season with the Broncos in 2010.
- Appeared in all 16 games during both of his seasons with the Dolphins, including in the 2009 campaign when he tied for 10th in the NFL with a personal-best 19 special-teams stops.
- Played at least 15 games during six of his seven professional seasons.
- Lettered during all four seasons at Rutgers University, where he was named Big East Conference co-Special Teams Player of the Year as a junior after posting two 100-yard kickoff return touchdowns that year.
- Joined the Broncos as an unrestricted free agent on March 5, 2010
- Selected by the Dallas in the seventh round (205th overall) of the 2004 NFL Draft.

CAREER TRANSACTIONS: Signed by Dallas as a draft choice 7/29/04; Waived by Dallas 9/18/07; Signed by Dallas 9/20/07; Signed by Miami as an unrestricted free agent 3/17/08; Signed by Denver as an unrestricted free agent 3/5/10.

2010: Jones played all 16 games (3 starts), opening one game at cornerback at two at safety, while totaling a career-high 51 tackles (43 solo) and three passes defensed... Added six special-teams stops... Posted 13 combined tackles (11 solo) and three passes defensed in consecutive starts at safety in Weeks 6-7 vs. NYJ (10/17) and vs. Oak. (10/24)... Recorded three solo tackles on special teams at Oak. (12/19).

2009: Jones appeared in all 16 games (5 starts) for the second consecutive season for Miami, posting career highs in tackles (35), interceptions (2), pass breakups (10) and forced fumbles (2)... Added one sack (8 yds.) to tie for fifth in Dolphins history in career sacks by a defensive back (4)... Registered a personal-best 19 special-teams stops that tied for 10th in the NFL... Tied for the team lead with nine tackles (6 solo) at N.E. (11/8).

2008: Jones played 16 games (1 start) for Miami and posted a career-high three sacks (14 yds.) along with 15 tackles (13 solo), one interception, one pass breakup and one fumble recovery... Tied for the highest single-season sack total by a defensive back in Dolphins history while tying for the NFL lead at cornerback for the year... Tied for fifth on the club with nine special-teams tackles... Played in an AFC Wild Card Game vs. Bal. (1/4) and made one tackle... Recorded his first career interception at K.C. (12/21).

2007: Jones played 15 games (0 starts) for Dallas, contributing 18 tackles (15 solo), one sack (2 yds.) and one forced fumble while adding eight stops on special teams... Registered six kickoff returns for 122 yards (20.3 avg.)... Saw action in an NFC Divisional Playoff Game vs. NYG (1/13) and had one kickoff return for 21 yards and two tackles on special teams... Totaled eight tackles (7 solo), one sack (2 yds.) and two forced fumbles while adding two stops on special teams vs. N.E. (10/14).

2006: Jones played four games (0 starts) for Dallas, totaling eight tackles on defense and two stops on special teams... Played in an NFC Wild Card Game at Sea. (1/6) and posted one special-teams tackle.

2005: Jones played all 16 games (0 starts) for Dallas, registering two defensive tackles (1 solo) while placing second on the Cowboys with 13 special-teams stops.

2004: Selected by Dallas in the seventh round (205th overall) of the 2004 NFL Draft, Jones contributed 32 tackles (28 solo) and one sack (10 yds.) in 16 games (1 start) as a rookie with Cowboys... Added a pair of special-teams tackles and returned two kickoffs for 43 yards (21.5 avg.)... Recorded the first sack of his career and had five tackles (all solo) vs. Det. (10/31).

COLLEGE: Jones played four years at Rutgers University and finished his collegiate career with 219 tackles (158 solo), five interceptions (100 yds.), 18 pass breakups, two forced fumbles and two fumble recoveries... Returned 82 kickoffs for 1,902 yards (23.2 avg.) with three touchdowns and blocked three kicks... Named the Big East Conference co-Special Teams Player of the Year as a junior in 2002 when he had a pair of 100-yard kickoff returns... Ranked sixth in the nation in 2002 with a 28.3-yard average on 26 kickoff returns (736 yds.) while blocking two kicks... Posted a career-high 84 tackles on defense that year.

PERSONAL: Jones played running back and defensive back at Scotch Plains-Fanwood High School in Scotch Plains, N.J., where he was a first-team all-state selection as a senior after rushing for 2,474 yards with 36 touchdowns... Named the Offensive Player of the Year in Union County... Lettered on the Rutgers track team as a sprinter in 2001... Participated in the NFL's Business Management and Entrepreneurial Program at Harvard Business School during the 2006 offseason... Worked in financial management with Merrill Lynch during the 2005 offseason... Participated in numerous community programs during his NFL career... Earned a bachelor's degree in finance from Rutgers... Nathan Jones was born on June 15, 1982, in Newark, N.J.

JONES' REGULAR SEASON RECORD

Year	Club	G	S	UT	A	TT	S-Yds.	I-Yds.	PD	FF	FR	TD-Int.	TD-FR	S	Pts.
2004	Dallas	16	1	28	4	32	1-10	0-0	2	0	0	0	0	0	0
2005	Dallas	16	0	1	1	2	0-0	0-0	0	0	0	0	0	0	0
2006	Dallas	4	0	8	0	8	0-0	0-0	0	0	0	0	0	0	0
2007	Dallas	15	0	15	3	18	1-2	0-0	0	1	0	0	0	0	0
2008	Miami	16	1	13	2	15	3-14	1-0	1	0	1	0	0	0	0
2009	Miami	16	5	30	5	35	1-8	2-0	10	2	0	0	0	0	0
2010	Denver	16	3	43	8	51	0-0	0-0	3	0	0	0	0	0	0
CAREER TOTALS		**99**	**10**	**138**	**23**	**161**	**6-34**	**3-0**	**16**	**3**	**1**	**0**	**0**	**0**	**0**

ADDITIONAL STATISTICS: *Special teams tackles — 2004 (2), 2005 (13), 2006 (2), 2007 (8), 2008 (9), 2009 (19), 2010 (6), TOTAL (59). Kick returns — 2004 (2 for 43 yds., 21.5 avg., 25 LG), 2006 (1 for 13 yds., 13.0 avg., 13 LG), 2007 (6 for 122 yds., 20.3 avg., 27 LG), 2008 (1 for 0 yds., 0.0 avg., 0 LG), TOTAL (10 for 178 yds., 17.8 avg., 25 LG). Forced one fumble on a kick return at Buffalo (11/29/09).*

JONES' POSTSEASON RECORD

Year	Club	G	S	UT	A	TT	S-Yds.	I-Yds.	PD	FF	FR	TD-Int.	TD-FR	S	Pts.
2006	Dallas	1	0	0	0	0	0-0	0-0	0	0	0	0	0	0	0
2007	Dallas	1	0	0	0	0	0-0	0-0	0	0	0	0	0	0	0
2008	Miami	1	0	1	0	1	0-0	0-0	0	0	0	0	0	0	0
CAREER TOTALS		**3**	**0**	**1**	**0**	**1**	**0-0**	**0-0**	**0**	**0**	**0**	**0**	**0**	**0**	**0**

ADDITIONAL STATISTICS: *Special teams tackles — 2006 (1), 2007 (2), 2008 (1), TOTAL (4). Kick returns — 2007 (1 for 21 yds., 21.0 avg., 21 LG).*

JONES' SINGLE-GAME HIGHS

(Postseason in parentheses)

Interceptions — 1, three times, last at Carolina, 11/19/09 (none). **Interception return yards** — None (none). **Sacks** — 2 vs. San Francisco, 12/14/08 (none). **Sack yards** — 12 vs. San Francisco, 12/14/08 (none).

NATE JONES' CAREER GAME-BY-GAME

(Victories asterisked)

2004 DALLAS (6-10) — **TACKLES**

Date	Opponent	P/S	UT	A	TT	S-Yds.	I-Yds.	PD	FF	FR
Sep 12	at Minnesota	P	0	0	0	0-0	0-0	0	0	0
Sep 19	vs. Cleveland*	P	4	0	4	0-0	0-0	1	0	0
Sep 27	at Washington*	P	2	0	2	0-0	0-0	0	0	0
Oct 10	vs. N.Y. Giants	P	0	0	0	0-0	0-0	0	0	0
Oct 17	vs. Pittsburgh	P	1	0	1	0-0	0-0	0	0	0
Oct 24	at Green Bay	P	3	0	3	0-0	0-0	0	0	0
Oct 31	vs. Detroit*	P	5	0	5	1-10	0-0	0	0	0
Nov 7	at Cincinnati	P	1	0	1	0-0	0-0	0	0	0
Nov 15	vs. Philadelphia	S	0	2	2	0-0	0-0	0	0	0
Nov 21	at Baltimore	P	0	1	1	0-0	0-0	0	0	0
Nov 25	vs. Chicago*	P	3	1	4	0-0	0-0	0	0	0
Dec 6	at Seattle*	P	4	0	4	0-0	0-0	0	0	0
Dec 12	vs. New Orleans	P	0	0	0	0-0	0-0	0	0	0
Dec 19	at Philadelphia	P	2	0	2	0-0	0-0	1	0	0
Dec 26	vs. Washington*	P	0	0	0	0-0	0-0	0	0	0
Jan 2	at N.Y. Giants	P	3	0	3	0-0	0-0	0	0	0
Regular Season Totals		**16/1**	**28**	**4**	**32**	**1-10**	**0-0**	**2**	**0**	**0**

2005 DALLAS (9-7) — TACKLES

Date	Opponent	P/S	UT	A	TT	S-Yds.	I-Yds.	PD	FF	FR
Sep 11	at San Diego*	P	0	0	0	0-0	0-0	0	0	0
Sep 19	vs. Washington	P	0	0	0	0-0	0-0	0	0	0
Sep 25	at San Francisco*	P	0	0	0	0-0	0-0	0	0	0
Oct 2	at Oakland	P	0	0	0	0-0	0-0	0	0	0
Oct 9	vs. Philadelphia*	P	0	0	0	0-0	0-0	0	0	0
Oct 16	vs. N.Y. Giants*	P	0	0	0	0-0	0-0	0	0	0
Oct 23	at Seattle	P	0	0	0	0-0	0-0	0	0	0
Oct 30	vs. Arizona*	P	0	0	0	0-0	0-0	0	0	0
Nov 14	at Philadelphia*	P	0	0	0	0-0	0-0	0	0	0
Nov 20	vs. Detroit*	P	0	0	0	0-0	0-0	0	0	0
Nov 24	vs. Denver	P	0	0	0	0-0	0-0	0	0	0
Dec 4	at N.Y. Giants	P	0	0	0	0-0	0-0	0	0	0
Dec 11	vs. Kansas City*	P	0	0	0	0-0	0-0	0	0	0
Dec 18	at Washington	P	0	0	0	0-0	0-0	0	0	0
Dec 24	at Carolina*	P	0	0	0	0-0	0-0	0	0	0
Jan 1	vs. St. Louis	P	1	1	2	0-0	0-0	0	0	0
Regular Season Totals		**16/0**	**1**	**1**	**2**	**0-0**	**0-0**	**0**	**0**	**0**

2006 DALLAS (9-7) — TACKLES

Date	Opponent	P/S	UT	A	TT	S-Yds.	I-Yds.	PD	FF	FR
Games 1-12				INACTIVE						
Dec 10	vs. New Orleans	P	1	0	1	0-0	0-0	0	0	0
Dec 16	at Atlanta*	P	2	0	2	0-0	0-0	0	0	0
Dec 25	vs. Philadelphia	P	1	0	1	0-0	0-0	0	0	0
Dec 31	vs. Detroit	P	4	0	4	0-0	0-0	0	0	0
Regular Season Totals		**4/0**	**8**	**0**	**8**	**0-0**	**0-0**	**0**	**0**	**0**
Jan 6	at Seattle§	P	0	0	0	0-0	0-0	0	0	0
Postseason Totals		**1/0**	**0**	**0**	**0**	**0-0**	**0-0**	**0**	**0**	**0**

§NFC Wild Card Game

2007 DALLAS (13-3) — TACKLES

Date	Opponent	P/S	UT	A	TT	S-Yds.	I-Yds.	PD	FF	FR
Sep 9	vs. N.Y. Giants*	P	1	1	2	0-0	0-0	0	0	0
Sep 16	at Miami*	P	2	1	3	0-0	0-0	0	0	0
Sep 23	at Chicago*	P	0	0	0	0-0	0-0	0	0	0
Sep 30	vs. St. Louis*	P	1	0	1	0-0	0-0	0	0	0
Oct 8	at Buffalo*	P	0	0	0	0-0	0-0	0	0	0
Oct 14	vs. New England	P	7	1	8	1-2	0-0	0	1	0
Oct 21	vs. Minnesota*	P	1	0	1	0-0	0-0	0	0	0
Nov 4	at Philadelphia*	P	0	0	0	0-0	0-0	0	0	0
Nov 11	at N.Y. Giants*	P	0	0	0	0-0	0-0	0	0	0
Nov 18	vs. Washington*	P	0	0	0	0-0	0-0	0	0	0
Nov 22	vs. N.Y. Jets*	P	0	0	0	0-0	0-0	0	0	0
Nov 29	vs. Green Bay*	P	1	0	1	0-0	0-0	0	0	0
Dec 9	at Detroit*	P	2	0	2	0-0	0-0	0	0	0
Dec 16	vs. Philadelphia	P	0	0	0	0-0	0-0	0	0	0
Dec 22	at Carolina*	P	0	0	0	0-0	0-0	0	0	0
Dec 30	at Washington			INACTIVE						
Regular Season Totals		**15/0**	**15**	**3**	**18**	**1-2**	**0-0**	**0**	**1**	**0**
Jan 13	vs. N.Y. Giants†	P	0	0	0	0-0	0-0	0	0	0
Postseason Totals		**1/0**	**0**	**0**	**0**	**0-0**	**0-0**	**0**	**0**	**0**

†AFC Divisional Playoff Game

2008 MIAMI (11-5) — TACKLES

Date	Opponent	P/S	UT	A	TT	S-Yds.	I-Yds.	PD	FF	FR
Sep 7	vs. N.Y. Jets	P	0	0	0	0-0	0-0	0	0	0
Sep 14	at Arizona	P	0	0	0	0-0	0-0	0	0	0
Sep 21	at New England*	P	0	0	0	0-0	0-0	0	0	0
Oct 5	vs. San Diego*	P	0	0	0	0-0	0-0	0	0	0
Oct 12	at Houston	P	0	0	0	0-0	0-0	0	0	0
Oct 19	vs. Baltimore	P	0	0	0	0-0	0-0	0	0	0
Oct 26	vs. Buffalo*	P	0	0	0	0-0	0-0	0	0	0
Nov 2	at Denver*	P	0	0	0	0-0	0-0	0	0	0
Nov 9	vs. Seattle*	P	1	0	1	0-0	0-0	0	0	0
Nov 16	vs. Oakland*	P	0	0	0	0-0	0-0	0	0	0
Nov 23	vs. New England	S	1	0	1	0-0	0-0	0	0	0
Nov 30	at St. Louis*	P	0	0	0	0-0	0-0	0	0	0
Dec 7	at Buffalo*	P	2	0	2	0-0	0-0	0	0	0
Dec 14	vs. San Francisco*	P	3	0	3	2-12	0-0	0	0	0
Dec 21	at Kansas City*	P	4	0	4	1-2	1-0	1	0	0
Dec 28	at N.Y. Jets*	P	2	2	4	0-0	0-0	0	0	1
Regular Season Totals		**16/1**	**13**	**2**	**15**	**3-14**	**1-0**	**1**	**0**	**1**
Jan 4	vs. Baltimore§	P	1	0	1	0-0	0-0	0	0	0
Postseason Totals		**1/0**	**1**	**0**	**1**	**0-0**	**0-0**	**0**	**0**	**0**

§AFC Wild Card Game

2009 MIAMI (7-9) — TACKLES

Date	Opponent	P/S	UT	A	TT	S-Yds.	I-Yds.	PD	FF	FR
Sep 13	at Atlanta	P	1	0	1	0-0	0-0	0	0	0
Sep 21	vs. Indianapolis	P	2	0	2	0-0	0-0	1	0	0
Sep 27	at San Diego	P	2	0	2	0-0	0-0	0	0	0
Oct 4	vs. Buffalo*	S	0	0	0	0-0	0-0	0	0	0
Oct 12	vs. N.Y. Jets*	P	2	1	3	0-0	0-0	0	0	0
Oct 25	vs. New Orleans	P	2	1	3	0-0	1-0	3	0	0
Nov 1	at N.Y. Jets*	S	4	0	4	0-0	0-0	0	0	0
Nov 8	at New England	S	6	3	9	0-0	0-0	0	0	0
Nov 15	vs. Tampa Bay*	P	1	0	1	0-0	0-0	1	0	0
Nov 19	at Carolina*	P	1	0	1	0-0	1-0	2	0	0
Nov 29	at Buffalo	P	1	0	1	0-0	0-0	1	1	0
Dec 6	vs. New England*	P	1	0	1	0-0	0-0	0	0	0
Dec 13	at Jacksonville*	P	0	0	0	0-0	0-0	1	0	0
Dec 20	at Tennessee	P	1	0	1	0-0	0-0	0	0	0
Dec 27	vs. Houston	S	3	0	3	0-0	0-0	1	0	0
Jan 3	vs. Pittsburgh	S	3	0	3	1-8	0-0	0	1	0
Regular Season Totals		**16/5**	**30**	**5**	**35**	**1-8**	**2-0**	**10**	**2**	**0**

2010 DENVER (4-12) — TACKLES

Date	Opponent	P/S	UT	A	TT	S-Yds.	I-Yds.	PD	FF	FR
Sep 12	at Jacksonville	P	4	0	4	0-0	0-0	0	0	0
Sep 19	vs. Seattle*	P	6	0	6	0-0	0-0	0	0	0
Sep 26	vs. Indianapolis	S	6	1	7	0-0	0-0	0	0	0
Oct 3	at Tennessee*	P	1	0	1	0-0	0-0	0	0	0
Oct 10	at Baltimore	P	4	0	4	0-0	0-0	0	0	0
Oct 17	vs. N.Y. Jets	S	6	1	7	0-0	0-0	1	0	0
Oct 24	vs. Oakland	S	5	1	6	0-0	0-0	2	0	0
Oct 31	at San Francisco (London)	P	1	0	1	0-0	0-0	0	0	0
Nov 14	vs. Kansas City*	P	2	0	2	0-0	0-0	0	0	0
Nov 22	at San Diego	P	0	1	1	0-0	0-0	0	0	0
Nov 28	vs. St. Louis	P	4	2	6	0-0	0-0	0	0	0
Dec 5	at Kansas City	P	1	1	2	0-0	0-0	0	0	0
Dec 12	at Arizona	P	0	0	0	0-0	0-0	0	0	0
Dec 19	at Oakland	P	0	1	1	0-0	0-0	0	0	0
Dec 26	vs. Houston*	P	1	0	1	0-0	0-0	0	0	0
Jan 2	vs. San Diego	P	2	0	2	0-0	0-0	0	0	0
Regular Season Totals		**16/3**	**43**	**8**	**51**	**0-0**	**0-0**	**3**	**0**	**0**

BRAXTON KELLEY

6-0 • 242 • 2nd Yr. • Kentucky

Born: Oct. 24, 1986, in LaGrange, Ga.
High School: LaGrange high School, LaGrange, Ga.
Acquired: College Free Agent, 2009
NFL Year: 2nd • **Year with Broncos:** 2nd
NFL Games Played/Started: 0/0

48

MIDDLE LINEBACKER

KELLEY AT A GLANCE:

- A second-year linebacker who spent the 2010 season on injured reserve after competing on the Broncos' practice squad as a rookie in 2009.
- Totaled 287 tackles (175 solo), including 6.5 sacks (30 yds.), to go along with four forced fumbles, one fumble recovery and six pass breakups during his four-year career at the University of Kentucky.
- Ranked eighth in the Southeastern Conference in tackles per game (7.5) as a senior in 2008 after registering a career-best 98 defensive stops (49 solo).
- Earned All-Georgia recognition from the *Atlanta Journal-Constitution* following his senior season at LaGrange High School in LaGrange, Ga.
- Grew up as a high school and college teammate of Broncos linebacker Wesley Woodyard.
- Entered the NFL with Denver as a college free agent on April 28, 2009.

CAREER TRANSACTIONS: Signed by Denver as a college free agent 4/28/09; Waived by Denver 6/11/09; Signed by Denver 8/4/09; Waived by Denver 9/5/09; Signed by Denver (practice squad) 9/6/09; Signed by Denver to a future contract 1/4/10; Placed on injured reserve (knee) by Denver 6/14/10.

2010: Kelley was placed on injured reserve (knee) on June 14.

2009: Kelley, who entered the NFL with Denver as a college free agent on April 28, spent the entire season competing on the Broncos' practice squad.

COLLEGE: Kelley played 46 career games (42 starts) at the University of Kentucky and posted 287 tackles (175 solo), including 6.5 sacks (30 yds.), with four forced fumbles, one fumble recovery and six pass breakups... Earned the Wildcats' Most Outstanding Defensive Player Award following his senior season in 2008 after totaling a career-high 98 tackles (49 solo), four sacks (21 yds.) and two forced fumbles as a 13-game starter.

PERSONAL: Kelley earned All-Georgia recognition from the *Atlanta Journal-Constitution* at LaGrange High School in LaGrange, Ga.... Was a high school and college teammate of Broncos linebacker Wesley Woodyard... Majored in kinesiology at Kentucky... Braxton Kelley was born on Oct. 24, 1986, in LaGrange, Ga.

KELLEY'S REGULAR SEASON RECORD

Year	Club	G	S	UT	A	TT	S-Yds.	I-Yds.	PD	FF	FR	TD-Int.	TD-FR	S	Pts.
2009	Denver						PRACTICE SQUAD								
2010	Denver						INJURED RESERVE								
CAREER TOTALS		**0**	**0**	**0**	**0**	**0**	**0-0**	**0-0**	**0**	**0**	**0**	**0**	**0**	**0**	**0**

CHRIS KUPER

6-4 • 303 • 6TH YR. • NORTH DAKOTA

BORN: Dec. 19, 1982, in Anchorage, Alaska

HIGH SCHOOL: A.J. Dimond High School, Anchorage, Alaska

ACQUIRED: Draft #5 (161st overall), 2006

NFL YEAR: 6th • **YEAR WITH BRONCOS:** 6th

NFL GAMES PLAYED/STARTED: 63/57

73

OFFENSIVE GUARD

KUPER AT A GLANCE:

- A sixth-year offensive guard in his fifth season as a starter for Denver who has allowed just 10.5 sacks in 57 career starts (46 at right guard, 11 at left guard) according to Stats Inc.
- Spent the last three years as the Broncos' starting right guard, opening 15 games each in 2009 and 2010 after he was the NFL's only 16-game starting guard to not allow a sack in 2008 (Stats Inc.).
- Helped the Broncos set a club record for fewest sacks allowed (12) in 2008 and rank third in the league in yards per rush (4.8) despite placing seven running backs on injured reserve.
- Started the Broncos' final 11 games in 2007 at left guard after seeing time in one game with the club as a rookie in 2006.
- Received All-America honors from the Associated Press in each of his final two seasons at the University of North Dakota, where he logged his first 29 career starts at right guard before switching to left tackle early in his senior year.
- Selected by the Broncos in the fifth round (161st overall) of the 2006 NFL Draft.

CAREER TRANSACTIONS: Signed by Denver as a draft choice 7/27/06.

2010: Kuper opened 15 contests at right guard for the second consecutive season, anchoring an interior offensive line that featured 34 starts by rookie or first-year players... Missed Week 2 vs. Sea. (9/19) due to a knee/ankle injury.

2009: Kuper started the Broncos' final 15 games of the year at right guard... Missed the season opener at Cin. (9/13) with an ankle injury.

2008: Kuper started all 16 games at right guard for Denver and was the only 16-game starting guard in the NFL to not allow a sack according to Stats Inc.... Helped the Broncos set a franchise record for fewest sacks allowed with 12 that tied for the fewest in the NFL... Blocked for a Denver offense that ranked third in the NFL in yards per rush (4.8) despite placing a league-high seven running backs on injured reserve... Part of a Broncos offense that was second in the league and first in the AFC in both yards per game (395.8) and yards per play (6.2).

2007: Kuper played on special teams in the Broncos' first five games of the season before starting the club's final 11 contests at left guard... Became a starter in Denver's sixth game of the year in place of Chris Myers, who moved from left guard to center to take over for an injured Tom Nalen... Helped the Broncos rank sixth in the NFL in yards per rush (4.4) during his 11 games as a starter.

2006: Selected by the Broncos in the fifth round (161st overall) of the 2006 NFL Draft, Kuper played on special

KUPER HOLDS OPPONENTS WITHOUT A SACK IN 2008

FEWEST SACKS ALLOWED, 16-GAME STARTING GUARDS, NFL, 2008 (Stats Inc.)

	Player	Yr.	Pos.	GP	GS	Sacks
1.	**Chris Kuper, Den.**	**3rd**	**RG**	**16**	**16**	**0.0**
2.	Jake Scott, Ten.	5th	RG	16	16	0.5
3.	Chris Snee, NYG	5th	RG	16	16	1.0
	Brian Waters, K.C.	9th	LG	16	16	1.0

teams in one game... Declared inactive for the first 11 games of the season before dressing but not playing in the following two contests... Made his NFL debut on special teams at Ari. (12/17).

COLLEGE: Kuper was a three-year starter at the University of North Dakota who received All-America honors from the Associated Press in each of his final two seasons... Played 48 career games (41 starts) at UND with the first 29 coming at right guard before he switched to left tackle early in his senior season... Earned his second consecutive Most Valuable Offensive Lineman award from the North Central Conference and was a first-team All-American (AP) and all-conference choice as a 13-game starter during his senior campaign... Nominated for the Gene Upshaw Award, presented to the best offensive or defensive lineman in Division II, as a first-team All-American during his senior year in 2005... Received second-team All-America recognition (AP) and the NCC Most Valuable Offensive Lineman award as a 14-game starter during his junior campaign.

PERSONAL: Kuper was an all-state selection as a two-way lineman at A.J. Dimond High School in Anchorage, Alaska... Contributed 119 tackles (65 solo) and 10 sacks during his senior campaign... Recognized as an all-conference choice on offense and defense following his junior and senior seasons while being named the conference's Most Valuable Lineman as a senior... Helped his high school reach the state championship as a junior... Was one of only two Division II players invited to play in the East-West Shrine Game... Majored in communications at North Dakota... Married Cynthia during the offseason leading up to the 2009 season... Chris Kuper was born on Dec. 19, 1982, in Anchorage, Alaska.

KUPER'S REGULAR SEASON RECORD

Year	Club	G	S
2006	Denver	1	0
2007	Denver	16	11
2008	Denver	16	16
2009	Denver	15	15
2010	Denver	15	15
CAREER TOTALS		**63**	**57**

ADDITIONAL STATISTICS: *Miscellaneous tackles — 2007 (2), 2008 (1), 2009 (1), TOTAL (4). Fumbles — 2008 (1FR), TOTAL (1FR).*

SPENCER LARSEN

6-2 • 243 • 4TH YR. • ARIZONA

BORN: March 4, 1984, in Mesa, Ariz.

HIGH SCHOOL: Highland High School, Gilbert, Ariz.

ACQUIRED: Draft #6 (183rd overall), 2008

NFL YEAR: 4th • **YEAR WITH BRONCOS:** 4th

NFL GAMES PLAYED/STARTED: 34/9

46

FULLBACK

LARSEN AT A GLANCE:

- A fourth-year player who has settled in as a fullback after also seeing time at linebacker during his first three NFL seasons with Denver.
- Became the first Bronco in club history and just the fourth player in the NFL since 1990 to start on both offense and defense in the same game when he opened Denver's contest at Atlanta (11/16/08) at middle linebacker and fullback.
- Owns 20 career tackles on special teams, registering a personal-best 10 in only nine games (1 start) in 2009 after posting nine as a rookie with Denver in 2008.
- Posted four solo tackles on special teams at Kansas City (12/6/09) that tied for the most by a Bronco in a game since at least 1994.
- Tied for third on the Broncos with nine special-teams tackles and added 15 stops (13 solo) on defense in 14 games (3 starts) as a rookie in 2008.
- Twice earned All-Pacific-10 Conference recognition as a linebacker at the University of Arizona, where he finished his career ranked 15th in school history with 312 tackles and was a two-time team captain.

LARSEN A TWO-WAY STARTER IN 2008

PLAYERS TO START ON BOTH OFFENSE AND DEFENSE IN THE SAME GAME, NFL, SINCE 1990

	Player	Game	Offense	Defense
1.	Deion Sanders, Dal.	Five Games, 1996	Wide Receiver	Cornerback
2.	Champ Bailey, Was.	vs. Bal., 10/15/00	Wide Receiver	Cornerback
3.	Orlando Brown, Bal.	at Oak., 12/14/03	Right Tackle	Defensive Tackle
4.	**Spencer Larsen, Den.**	**at Atl., 11/16/08**	**Fullback**	**Linebacker**

- Selected by the Broncos in the sixth round (183rd overall) of the 2008 NFL Draft.

CAREER TRANSACTIONS: Signed by Denver as a draft choice 7/9/08; Placed on injured reserve (ankle) by Denver 12/22/10.

2010: Larsen played 11 games (5 starts) at fullback, totaling three rushes for 18 yards (6.0 avg.) and five receptions for 51 yards (10.2 avg.) with one touchdown... Scored his first career touchdown on a 3-yard catch from Tim Tebow vs. K.C. (11/14) and added two carries for 17 yards (8.5 avg.)... Inactive for three games due to injury... Placed on injured reserve on Dec. 22 with an ankle injury.

2009: Larsen played nine games (1 start) for the Broncos, ranking second on the team with 10 special-teams tackles... Missed Denver's first six games with a shoulder injury before making a pair of special-teams tackles in his season debut at Bal. (11/1)... Started at fullback at Was. (11/15)... Registered four solo special-teams stops at K.C. (12/6) that tied for the most by a Bronco in a game since at least 1994.

2008: Selected by the Broncos in the sixth round (183rd overall) of the 2008 NFL Draft, Larsen played 14 games (3 starts) as a rookie while seeing time at middle linebacker and fullback... Posted 15 tackles (13 solo) and one pass breakup... Tied for third on the club with nine special-teams tackles (7 kickoff, 2 punt)... Became the first Bronco in franchise history and just the fourth NFL player since 1990 to start on both offense (fullback) and defense (middle linebacker) in the same game at Atl. (11/16)... Logged 66 snaps against the Falcons (3 offense, 55 defense and 8 special teams) and had seven tackles (6 solo) to earn Diet Pepsi NFL Rookie of the Week honors... Started three consecutive games (Games 10-12) at linebacker late in the year.

COLLEGE: Larsen played 44 career games (37 starts) at the University of Arizona and totaled 312 tackles (209 solo), nine sacks (63 yds.), two interceptions (3 yds.), five forced fumbles and eight fumble recoveries... Finished his career ranked 15th in school history in tackles (312)... Was a first-team All-Pacific-10 Conference selection as a senior at Arizona after leading the conference and ranking 13th in the nation with 131 tackles (87 solo)... Earned the inaugural Pac-10 Scholar-Athlete of the Year award for football as a senior... Received second-team all-conference honors as a junior.

PERSONAL: Larsen earned *SuperPrep* All-Farwest honors and was named first-team all-state by *The Arizona Republic* as a senior at Highland High School in Gilbert, Ariz.... Recorded 124 tackles as a senior as the All-Region co-Defensive Most Valuable Player... Also saw time at quarterback and lettered in baseball as well as track in high school... Spent 2003-04 on a Mormon mission in Chile... Had a 3.7 grade point average and earned a bachelor's degree in regional development from Arizona... Married to Ann, and the couple has two sons (Tyton and Gunnar)... Spencer Larsen was born on March 4, 1984, in Mesa, Ariz.

LARSEN'S REGULAR SEASON RECORD

				RUSHING					RECEIVING					SCORING					
Year	**Club**	**G**	**S**	**No.**	**Yds.**	**Avg.**	**LG**	**TD**	**No.**	**Yds.**	**Avg.**	**LG**	**TD**	**TD**	**TDr**	**TDp**	**TDrt**	**2pt**	**Pts.**
2008	Denver	14	3	0	0	0.0	—	0	0	0	0.0	—	0	0	0	0	0	0	0
2009	Denver	9	1	0	0	0.0	—	0	0	0	0.0	—	0	0	0	0	0	0	0
2010	Denver	11	5	3	18	6.0	14	0	5	51	10.2	29	1	1	0	1	0	0	6
CAREER TOTALS		**23**	**4**	**3**	**18**	**6.0**	**14**	**0**	**5**	**51**	**10.2**	**29**	**1**	**1**	**0**	**1**	**0**	**0**	**6**

				TACKLES											
Year	**Club**	**G**	**S**	**UT**	**A**	**TT**	**S-Yds.**	**I-Yds.**	**PD**	**FF**	**FR**	**TD-Int.**	**TD-FR**	**S**	**Pts.**
2008	Denver	14	3	13	2	15	0-0	0-0	1	0	0	0	0	0	0
2009	Denver	9	1	0	0	0	0-0	0-0	0	0	0	0	0	0	0
2010	Denver	DID NOT PLAY ON DEFENSE													
CAREER TOTALS		**23**	**4**	**13**	**2**	**15**	**0-0**	**0-0**	**1**	**0**	**0**	**0**	**0**	**0**	**0**

ADDITIONAL STATISTICS: *Special teams tackles — 2008 (9), 2009 (10), 2010 (1), TOTAL (20). Miscellaneous tackles — 2008 (1), TOTAL (1). Kickoff returns — 2009 (1 for 13 yds.,), 2010 (3 for 44 yds., 14.7 avg., 19 LG), TOTAL (4 for 57 yds., 14.3 avg., 19 LG).*

DID YOU KNOW?

The Broncos allowed only two touchdowns through their first six games of the 2006 season, marking the fewest given up by an NFL team in that span since 1934. That year, the Detroit Lions shut out their first seven opponents.

SPENCER LARSEN'S CAREER GAME-BY-GAME

(Victories asterisked)

2008 DENVER (8-8)		TACKLES								
Date	**Opponent**	**P/S**	**UT**	**A**	**TT**	**S-Yds.**	**I-Yds.**	**PD**	**FF**	**FR**
Games 1-9		P	0	0	0	0-0	0-0	0	0	0
Nov 16	at Atlanta*	S	6	1	7	0-0	0-0	0	0	0
Nov 23	vs. Oakland	S	6	1	7	0-0	0-0	1	0	0
Nov 30	at N.Y. Jets*	S	1	0	1	0-0	0-0	0	0	0
Dec 7	vs. Kansas City*	P	0	0	0	0-0	0-0	0	0	0
Games 14-15		INACTIVE								
Dec 28	at San Diego	P	0	0	0	0-0	0-0	0	0	0
Regular Season Totals		**14/3**	**13**	**2**	**15**	**0-0**	**0-0**	**1**	**0**	**0**

2009 DENVER (8-8)
DID NOT RECORD ANY OFFENSIVE OR DEFENSIVE STATISTICS

2010 DENVER (4-12)			RUSHING					RECEIVING					SCORING	
Date	**Opponent**	**P/S**	**No.**	**Yds.**	**Avg.**	**LG**	**TD**	**No.**	**Yds.**	**Avg.**	**LG**	**TD**	**2pt.**	**Pts.**
Sep 12	at Jacksonville	P	0	0	0.0	—	0	1	4	4.0	4	0	0	0
Sep 19	vs. Seattle*	P	0	0	0.0	—	0	1	4	4.0	4	0	0	0
Sep 26	vs. Indianapolis	P	0	0	0.0	—	0	0	0	0.0	—	0	0	0
Games 4-5		INACTIVE												
Oct 17	vs. N.Y. Jets	P	1	1	1.0	1	0	0	0	0.0	—	0	0	0
Oct 24	vs. Oakland	P	0	0	0.0	—	0	1	29	29.0	29	0	0	0
Oct 31	at San Francisco (London)	P	0	0	0.0	—	0	0	0	0.0	—	0	0	0
Nov 14	vs. Kansas City*	P	2	17	8.5	14	0	1	3	3.0	3t	1	0	60
Nov 22	at San Diego	P	0	0	0.0	—	0	0	0	0.0	—	0	0	0
Nov 28	vs. St. Louis	P	0	0	0.0	—	0	1	11	11.0	11	0	0	0
Dec 5	at Kansas City	P	0	0	0.0	—	0	0	0	0.0	—	0	0	0
Dec 12	at Arizona	INACTIVE												
Dec 19	at Oakland	P	0	0	0.0	—	0	0	0	0.0	—	0	0	0
		PLACED ON INJURED RESERVE ON DEC. 22												
Regular Season Totals		**11/5**	**3**	**18**	**6.0**	**17**	**0**	**5**	**51**	**10.2**	**29**	**1**	**0**	**6**

LOUIS LEONARD

6-4 • 325 • 5TH YR. • FRESNO STATE

BORN: July 16, 1984, in Los Angeles, Calif.
HIGH SCHOOL: Verbum Dei High School, Los Angeles, Calif.
ACQUIRED: Free Agent, 2010
NFL YEAR: 5th • **YEAR WITH BRONCOS:** 2nd
NFL GAMES PLAYED/STARTED: 25/5

94

DEFENSIVE TACKLE

LEONARD AT A GLANCE:

- A fifth-year defensive tackle who has played 25 career games (5 starts) and totaled 47 tackles (20 solo) and one sack (9 yds.) with New England (2010), Carolina (2009-10) and Cleveland (2007-08) while also seeing time on active rosters with Denver (2010) and St. Louis (2007).
- Earned his first career sack (9 yds.) in Carolina's 2009 regular-season opener vs. Philadelphia (9/13/09) just four days after being acquired by the Panthers in a trade with Cleveland.
- Played all 16 games (4 starts) for Cleveland in 2008 and registered a career-high 31 tackles (12 solo) for the Browns.
- Recorded 68 total tackles, including 11.5 tackles for a loss and 6.5 sacks, in 48 career games (28 starts) at Fresno State University.
- Joined the Broncos as a free agent on Dec. 29, 2010.
- Entered the NFL with San Diego as a college free agent on May 4, 2007.

CAREER TRANSACTIONS: Signed by San Diego as a college free agent 5/4/07; Waived by San Diego 9/1/07; Signed by San Diego (practice squad) 9/3/07; Signed by St. Louis (active roster) 9/12/07; Waived by St. Louis 10/6/07; Claimed off waivers by Cleveland 10/8/07; Traded to Carolina 9/1/09; Placed on injured reserve (ankle) by Carolina 9/22/09; Waived by Carolina 9/28/10; Signed by New England 12/15/10; Waived by New England 12/21/10; Signed by Denver 12/29/10.

2010: Leonard played three games (0 starts) while seeing time with Carolina, New England and Denver during the regular season and totaling three tackles (2 solo)... Played in two of Carolina's first three games before being

waived by the Panthers on Sept. 28... Signed by New England on Dec. 15 and played in one game vs. G.B. (12/19)... Waived by New England on Dec. 21... Signed by Denver on Dec. 29 and was inactive for the club's final regular-season game vs S.D. (1/2).

2009: Leonard played two games (1 start) and recorded 11 tackles (5 solo), including one sack (9 yds.), before being placed on injured reserve on Sept. 22 due to an ankle injury... Earned his first career sack in the season opener vs. Phi. (9/13).

2008: Leonard was traded to Cleveland for a draft choice prior to the regular season and played all 16 games (4 starts) for the Browns, totaling a career-high 31 tackles (12 solo)... Started his first three NFL games in Weeks 6-8... Recorded 16 tackles (10 solo) during the last four games of the regular season.

2007: Leonard, who entered the NFL with San Diego as a college free agent on May 4, spent time with St. Louis and Cleveland during the regular season after a brief stint on the Chargers' practice squad... Inactive in three games with St. Louis before being waived on Oct. 6... Claimed off waivers by Cleveland on Oct. 8 and played four games while contributing two tackles (1 solo) on defense.

COLLEGE: Leonard played 48 career games (28 starts) at Fresno State University, where he totaled 68 tackles, including 11.5 tackles for a loss and 6.5 sacks... Started all 12 games as a senior in 2006 and equaled his career high with 26 tackles, including six tackles for a loss and three sacks.

PERSONAL: Leonard earned first-team All-Central City honors from the *Los Angeles Times* following his senior season at Verbum Dei High School in Los Angeles, where he recorded 106 tackles (58 solo), seven sacks and four fumble recoveries... Graduated from Fresno State with a degree in criminology... Leonard Louis was born on July 16, 1984, in Los Angeles.

LEONARD'S REGULAR SEASON RECORD

Year	Club	G	S	UT	A	TT	S-Yds.	I-Yds.	PD	FF	FR	TD-Int.	TD-FR	S	Pts.
2007	Cle./Stl.	4	0	1	1	2	0-0	0-0	0	0	0	0	0	0	0
2008	Cleveland	16	4	12	19	31	0-0	0-0	0	0	0	0	0	0	0
2009	Carolina	2	1	5	6	11	1-9	0-0	0	0	0	0	0	0	0
2010	Den./N.E./Car.	3	0	2	1	3	0-0	0-0	0	0	0	0	0	0	0
CAREER TOTALS		**25**	**5**	**20**	**27**	**47**	**1-9**	**0-0**	**0**	**0**	**0**	**0**	**0**	**0**	**0**
BRONCOS TOTALS		**0**	**0**	**0**	**0**	**0**	**0-0**	**0-0**	**0**	**0**	**0**	**0**	**0**	**0**	**0**

LEONARD'S SINGLE-GAME HIGHS

(Postseason in parentheses)

Sacks — 1 vs. Philadelphia, 9/13/09 (none). **Sack yards** — 9 vs. Philadelphia, 9/13/09 (none).

LEONARD LITTLE'S CAREER GAME-BY-GAME

(Victories asterisked)

2007 STL. (3-13) / CLE. (10-6) TACKLES

Date	Opponent	P/S	UT	A	TT	S-Yds.	I-Yds.	PD	FF	FR
	SIGNED BY ST. LOUIS ON SEPT. 12									
Games 2-4	INACTIVE									
	WAIVED BY ST. LOUIS ON OCT. 6 / CLAIMED OFF WAIVERS BY CLEVELAND ON OCT. 8									
Games 6-9	INACTIVE									
Nov 18	at Baltimore*	P	0	0	0	0-0	0-0	0	0	0
Nov 25	vs. Houston*	P	0	0	0	0-0	0-0	0	0	0
Dec 2	at Arizona	P	1	1	2	0-0	0-0	0	0	0
Games 13-15	INACTIVE									
Dec 30	vs. San Francisco*	P	0	0	0	0-0	0-0	0	0	0
Regular Season Totals		**4/0**	**1**	**1**	**2**	**0-0**	**0-0**	**0**	**0**	**0**

2008 CLEVELAND (4-12) TACKLES

Date	Opponent	P/S	UT	A	TT	S-Yds.	I-Yds.	PD	FF	FR
Sep 7	vs. Dallas	P	0	1	1	0-0	0-0	0	0	0
Sep 14	vs. Pittsburgh	P	0	0	0	0-0	0-0	0	0	0
Sep 21	at Baltimore	P	1	0	1	0-0	0-0	0	0	0
Sep 28	at Cincinnati*	P	0	2	2	0-0	0-0	0	0	0
Oct 13	vs. N.Y. Giants*	S	0	0	0	0-0	0-0	0	0	0
Oct 19	at Washington	S	0	3	3	0-0	0-0	0	0	0
Oct 26	at Jacksonville*	S	0	4	4	0-0	0-0	0	0	0
Nov 2	vs. Baltimore	P	0	0	0	0-0	0-0	0	0	0
Nov 6	vs. Denver	P	0	0	0	0-0	0-0	0	0	0
Nov 17	at Buffalo*	P	0	0	0	0-0	0-0	0	0	0
Nov 23	vs. Houston	P	0	2	2	0-0	0-0	0	0	0
Nov 30	vs. Indianapolis	P	1	1	2	0-0	0-0	0	0	0
Dec 7	at Tennessee	P	3	2	5	0-0	0-0	0	0	0
Dec 15	at Philadelphia	P	3	1	4	0-0	0-0	0	0	0
Dec 21	vs. Cincinnati	S	0	1	1	0-0	0-0	0	0	0
Dec 28	at Pittsburgh	P	4	2	6	0-0	0-0	0	0	0
Regular Season Totals		**16/4**	**12**	**19**	**31**	**0-0**	**0-0**	**0**	**0**	**0**

2009 CAROLINA (8-8) TACKLES

Date	Opponent	P/S	UT	A	TT	S-Yds.	I-Yds.	PD	FF	FR
Sep 13	vs. Philadelphia	P	1	2	3	1-9	0-0	0	0	0
Sep 20	at Atlanta	S	4	4	8	0-0	0-0	0	0	0
	PLACED ON INJURED RESERVE ON SEPT. 22									
Regular Season Totals		**2/1**	**5**	**6**	**11**	**1-9**	**0-0**	**0**	**0**	**0**

2010 CAR (2-14) / N.E. (14-2) / DEN. (4-12) TACKLES

Date	Opponent	P/S	UT	A	TT	S-Yds.	I-Yds.	PD	FF	FR
Sep 12	at N.Y. Giants	P	0	0	0	0-0	0-0	0	0	0
Sep 19	vs. Tampa Bay	INACTIVE								
Sep 26	vs. Cincinnati	P	2	1	3	0-0	0-0	0	0	0
	WAIVED BY CAROLINA ON SEPT. 28 / SIGNED BY NEW ENGLAND ON DEC. 15									
Dec 19	vs. Green Bay*	P	0	0	0	0-0	0-0	0	0	0
	WAIVED BY NEW ENGLAND ON DEC. 21 / SIGNED BY DENVER ON DEC. 29									
Jan 2	vs. San Diego	INACTIVE								
Regular Season Totals		**3/0**	**2**	**1**	**3**	**0-0**	**0-0**	**0**	**0**	**0**

BRANDON LLOYD

6-0 • 188 • 9TH YR. • ILLINOIS

BORN: July 5, 1981, in Kansas City, Mo.

HIGH SCHOOL: Blue Springs High School, Blue Springs, Mo.

ACQUIRED: Free Agent, 2009

NFL YEAR: 9th • **YEAR WITH BRONCOS:** 3rd

NFL GAMES PLAYED/STARTED: 97/59

84

WIDE RECEIVER

LLOYD AT A GLANCE:

- A ninth-year wide receiver who was selected to his first career Pro Bowl in 2010 after becoming the first player in team history to lead the NFL in receiving yards (1,448), while also setting career highs in receptions (77), receiving average (18.8) and touchdowns (11).
- Led the league with 18 receptions of 25+ yards in 2010 while posting the third-highest receiving average (18.8) since the 1970 NFL merger (min. 75 rec.).
- Joined Brett Perriman (Det., 1995) as the only two players in NFL history to post their first 1,400-yard receiving output in their eighth season or later.
- Owns 10 career games with at least 100 receiving yards, including six such efforts in 2010.
- Started 48 career games in five seasons with Chicago (2008), Washington (2006-07) and San Francisco (2003-05) prior to his tenure in Denver.
- Finished his career at the University of Illinois ranked second in school history in both receiving yards (2,583) and receiving touchdowns (21) while placing third in receptions (160).
- Joined the Broncos as a free agent on June 15, 2009.
- Selected by San Francisco in the fourth round (124th overall) of the 2003 NFL Draft.

84's TROPHY CASE

Pro Bowl Selection 2010
All-Pro (Second Team) 2010

CAREER TRANSACTIONS: Signed by San Francisco as a draft choice 7/25/03; Traded to Washington 3/13/06; Placed on injured reserve (shoulder) by Washington 11/15/07; Released by Washington 2/26/08; Signed by Chicago 3/7/08; Signed by Denver 6/15/09.

2010: Lloyd earned his first Pro Bowl selection and was named a second-team All-Pro by the Associated Press after playing all 16 games (11 starts) and posting a career-high 77 receptions for 1,448 yards (18.8 avg.) with 11 touchdowns... Became the first player in team history to lead the league in receiving yards with his 1,448 yards ranking second in franchise annals in a single season... Led the NFL with 18 receptions of 25+ yards and ranked second in the league with nine receptions of 40+ yards... Averaged 18.8 yards per reception to represent the third-highest mark since the 1970 NFL merger (min. 75 rec.)... Joined Brett Perriman (Det., 1995) as the only players in NFL history to record their first 1,400-yard receiving output in their eighth season or later.

2009: Lloyd played in the Broncos' final two games (1 start) and totaled eight receptions for 117 yards (14.6

LLOYD LEADS THE NFL IN RECEIVING

MOST RECEIVING YARDS IN THE NFL, 2010

	Player	Rec.	Yds.	Avg.	LG	TDs
1.	**Brandon Lloyd, Den.**	**77**	**1,448**	**18.8**	**71**	**11**
2.	Roddy White, Atl.	115	1,389	12.1	46	10
3.	Reggie Wayne, Ind.	111	1,355	12.2	50	6
4.	Greg Jennings, G.B.	76	1,265	16.6	86t	12
5.	Mike Wallace, Pit.	60	1,257	21.0	56t	10

LLOYD POSTS HISTORIC NUMBERS

MOST RECEIVING YARDS IN A SINGLE SEASON, BRONCOS HISTORY

	Player	Year	Rec.	Yds.	Avg.	LG	TDs
1.	Rod Smith	2000	100	1,602	16.0	49	8
2.	**Brandon Lloyd**	**2010**	**77**	**1,448**	**18.8**	**71**	**11**
3.	Rod Smith	2001	113	1,343	11.9	65t	11
4.	Brandon Marshall	2007	102	1,325	13.0	68t	7
5.	Ed McCaffrey	2000	101	1,317	13.0	61	9

avg.)... Inactive for Games 1-14... Totaled four catches for 95 yards (23.8 avg.) in a start during Denver's season finale vs. K.C. (1/3).

2008: Lloyd played 11 games (5 starts) for Chicago and caught 26 passes for 364 yards (14.0 avg.) with two touchdowns... Returned a blocked punt nine yards for a touchdown at Car. (9/14)... Registered his fourth career 100-yard receiving game with 124 yards on six catches (20.7 avg.) with one touchdown vs. T.B. (9/21).

2007: Lloyd played eight games (1 start) for Washington before he was placed on injured reserve (shoulder) on Nov. 15... Finished the year with two catches for 14 yards (7.0 avg.).

2006: Lloyd, in his first year with the Redskins, totaled 23 catches for 365 yards (15.9 avg.) in 15 games (12 starts)... Placed 20th in the NFL with a career-best 15.9-yard receiving average... Started Washington's first 12 games.

2005: Lloyd played all 16 games (15 starts) for San Francisco, leading the team in receptions (48), receiving yards (733), receiving average (15.3) and receiving touchdowns (5)... Posted three 100-yard receiving games, including a career-high 142 yards on four catches (35.5 avg.) with two touchdowns vs. Dal. (9/25)... Scored on a career-long 89-yard touchdown against the Cowboys.

2004: Lloyd placed third on San Francisco with 43 catches for 565 yards (13.1 avg.) with six touchdowns in 13 games (13 starts)... Led the 49ers with six receiving touchdowns... Registered at least four catches and 50 receiving yards in five consecutive games (Games 5-9)... Inactive for Games 3-4 with a hamstring injury and Game 16 with a foot injury.

2003: Selected by San Francisco in the fourth round (124th overall) of the 2003 NFL Draft, Lloyd appeared in all 16 games (1 start) for the 49ers and caught 14 passes for 212 yards (15.1 avg.) with two touchdowns... Led the team with a 15.1-yard receiving average... Blocked a punt in the season opener vs. Chi. (9/7)... Added a two-point conversion catch at Phi. (12/21)... Made his first pro start in the season finale vs. Sea. (12/27).

COLLEGE: Lloyd was a three-year letterwinner at the University of Illinois, where he finished his career ranked second in school history in receiving yards (2,583) and receiving touchdowns (21) while placing third in school annals with 160 receptions... Joined David Williams (1984-85) as the only players in school history to gain more than 1,000 yards receiving in a single season twice in a career (2001-02)... Earned second-team All-Big Ten Conference honors as a junior in 2002 after hauling in 65 receptions (tied for 5th-most in a single season in school history) for 1,010 yards (5th) with nine touchdowns (3rd)... Named a consensus first-team All-Big Ten selection as a sophomore in 2001 when he caught 65 passes for 1,062 yards (4th most in school history) with 10 touchdown receptions that tied for the most in a single season in school history.

PERSONAL: Lloyd was a three-time All-Suburban Big 8 Conference selection at Blue Springs High School in Blue Springs, Mo.... Named all-state by the *St. Louis Post-Dispatch*... Contributed as a cornerback, wide receiver, kicker and punter in high school... Earned three letters in football, four in track and one in basketball... Wants to pursue broadcasting and interned at Fox Sports Midwest during the summer of 2002... Majored in speech communications with an emphasis in journalism at Illinois... Brandon Matthew Lloyd was born on July 5, 1981, in Kansas City, Mo.

LLOYD'S REGULAR SEASON RECORD

				RECEIVING					SCORING					
Year	**Club**	**G**	**S**	**No.**	**Yds.**	**Avg.**	**LG**	**TD**	**TD**	**TDr**	**TDp**	**TDrt**	**2pt**	**Pts.**
2003	San Francisco	16	1	14	212	15.1	44	2	2	0	2	0	1	14
2004	San Francisco	13	13	43	565	13.1	52	6	6	0	6	0	1	38
2005	San Francisco	16	15	48	733	15.3	89t	5	5	0	5	0	0	30
2006	Washington	15	12	23	365	15.9	52	0	0	0	0	0	0	0
2007	Washington	8	1	2	14	7.0	9	0	0	0	0	0	0	0
2008	Chicago	11	5	26	364	14.0	32	2	3	0	2	1	1	20
2009	Denver	2	1	8	117	14.6	44	0	0	0	0	0	0	0
2010	Denver	16	11	77	1,448	18.8	71	11	11	0	11	0	0	66
CAREER TOTALS		**97**	**59**	**241**	**3,818**	**15.8**	**89t**	**26**	**27**	**0**	**26**	**1**	**3**	**168**
BRONCOS TOTALS		**18**	**12**	**85**	**1,565**	**18.4**	**71**	**11**	**11**	**0**	**11**	**0**	**0**	**66**

ADDITIONAL STATISTICS: *Miscellaneous tackles — 2004 (1), 2005 (3), 2008 (1), 2010 (2), TOTAL (7). Kick Returns — 2008 (2 for 32 yds., 16.0 avg., 21 LG), TOTAL (2 for 32 yds., 16.0 avg., 21 LG). Fumbles — 2003 (1 FR), TOTAL (1 FR). Returned a blocked punt 9 yards for a touchdown at Carolina, 9/14/08. Blocked a punt vs. Chicago, 9/7/03.*

LLOYD'S SINGLE-GAME HIGHS

(Postseason in parentheses)

Receptions — 11 at Tennessee, 10/3/10 (none). **Receiving yards** — 169, twice, last at San Francisco, 10/31/10 (none). **Longest reception** — 89t vs. Dallas, 9/25/05 (none). **Receiving touchdowns** — 2, four times, last vs. St. Louis, 11/28/10 (none).

LLOYD'S 100-YARD RECEIVING GAMES (10)

Date	Opponent	No.	Yds.	Avg.	LG	TD
9/25/05	vs. Dallas	4	142	35.5	89t	2
10/2/05	At Arizona	7	102	14.6	28	0
11/20/05	vs. Seattle	7	119	17.0	44	1
9/21/08	vs. Tampa Bay	6	124	20.7	27	1
9/12/10	at Jacksonville	5	117	23.4	41	0
9/26/10	vs. Indianapolis	6	169	28.2	61	1
10/3/10	at Tennessee	11	115	10.5	23	0
10/10/10	at Baltimore	5	135	27.0	44t	2
10/31/10	at San Francisco	7	169	24.1	71	1
12/26/10	vs. Houston	5	111	22.2	41	0

BRANDON LLOYD'S CAREER GAME-BY-GAME

(Victories asterisked)

2003 SAN FRANCISCO (7-9)			RECEIVING					SCORING	
Date	**Opponent**	**P/S**	**No.**	**Yds.**	**Avg.**	**LG**	**TD**	**2pt.**	**Pts.**
Sep 7	vs. Chicago*	P	0	0	0.0	—	0	0	0
Sep 14	at St. Louis	P	0	0	0.0	—	0	0	0
Sep 21	vs. Cleveland	P	0	0	0.0	—	0	0	0
Sep 28	at Minnesota	P	0	0	0.0	—	0	0	0
Oct 5	vs. Detroit*	P	1	26	26.0	26	0	0	0
Oct 12	at Seattle	P	0	0	0.0	—	0	0	0
Oct 19	vs. Tampa Bay*	P	0	0	0.0	—	0	0	0
Oct 26	at Arizona	P	0	0	0.0	—	0	0	0
Nov 2	vs. St. Louis*	P	2	35	17.5	27t	1	0	6
Nov 17	vs. Pittsburgh*	P	3	15	5.0	7	0	0	0
Nov 23	at Green Bay	P	0	0	0.0	—	0	0	0
Nov 30	at Baltimore	P	1	32	32.0	32	0	0	0
Dec 7	vs. Arizona*	P	1	6	6.0	6	0	0	0
Dec 14	at Cincinnati	P	1	2	2.0	2	0	0	0
Dec 21	at Philadelphia*	P	2	33	16.5	33t	1	1	8
Dec 27	vs. Seattle	S	3	63	21.0	44	0	0	0
Regular Season Totals		**16/1**	**14**	**212**	**15.1**	**44**	**2**	**1**	**14**

2004 SAN FRANCISCO (2-14)			RECEIVING					SCORING	
Date	**Opponent**	**P/S**	**No.**	**Yds.**	**Avg.**	**LG**	**TD**	**2pt.**	**Pts.**
Sep 12	vs. Atlanta	S	4	29	7.3	14	0	0	0
Sep 19	at New Orleans	S	1	7	7.0	7	0	0	0
Games 3-4				INACTIVE					
Oct 10	vs. Arizona*	S	5	56	11.2	23t	1	1	8
Oct 17	at N.Y. Jets	S	6	93	15.5	33t	1	0	6
Oct 31	at Chicago	S	5	63	12.6	18	0	0	0
Nov 7	vs. Seattle	S	4	75	18.8	39t	1	0	6
Nov 14	vs. Carolina	S	5	62	12.4	30t	1	0	6
Nov 21	at Tampa Bay	S	1	7	7.0	7	0	0	0
Nov 28	vs. Miami	S	2	15	7.5	8	0	0	0
Dec 5	at St. Louis	S	2	64	32.0	52	0	0	0
Dec 12	at Arizona*	S	2	18	9.0	13	1	0	6
Dec 18	vs. Washington	S	4	51	12.8	17t	1	0	6
Dec 26	vs. Buffalo	S	2	25	12.5	14	0	0	0
Jan 2	at New England			INACTIVE					
Regular Season Totals		**13/13**	**43**	**565**	**13.1**	**52**	**6**	**1**	**38**

2005 SAN FRANCISCO (4-12)			RECEIVING					SCORING	
Date	**Opponent**	**P/S**	**No.**	**Yds.**	**Avg.**	**LG**	**TD**	**2pt.**	**Pts.**
Sep 11	vs. St. Louis*	S	3	65	21.7	35t	1	0	6
Sep 18	at Philadelphia	P	3	17	5.7	9	0	0	0
Sep 25	vs. Dallas	S	4	142	35.5	89t	2	0	12
Oct 2	at Arizona	S	7	102	14.6	28	0	0	0
Oct 9	vs. Indianapolis	S	0	0	0.0	—	0	0	0
Oct 23	at Washington	S	2	43	21.5	43	0	0	0
Oct 30	vs. Tampa Bay*	S	2	18	9.0	10	0	0	0
Nov 6	vs. N.Y. Giants	S	1	13	13.0	13	0	0	0
Nov 13	at Chicago	S	1	28	28.0	28	0	0	0
Nov 20	vs. Seattle	S	7	119	17.0	44	1	0	6
Nov 27	at Tennessee	S	3	30	10.0	13	0	0	0
Dec 4	vs. Arizona	S	5	47	9.4	12	0	0	0
Dec 11	at Seattle	S	3	37	12.3	14	0	0	0
Dec 18	at Jacksonville	S	1	6	6.0	6	0	0	0
Dec 24	at St. Louis*	S	2	18	9.0	10	0	0	0
Jan 1	vs. Houston*	S	4	48	12.0	14t	1	0	6
Regular Season Totals		**16/15**	**48**	**733**	**15.3**	**89t**	**5**	**0**	**30**

2006 WASHINGTON (5-11)			RECEIVING					SCORING	
Date	Opponent	P/S	No.	Yds.	Avg.	LG	TD	2pt.	Pts.
Sep 11	vs. Minnesota	S	0	0	0.0	—	0	0	0
Sep 17	at Dallas	S	1	6	6.0	6	0	0	0
Sep 24	at Houston*	S	2	20	10.0	11	0	0	0
Oct 1	vs. Jacksonville*	S	3	49	16.3	33	0	0	0
Oct 8	at N.Y. Giants	S	0	0	0.0	—	0	0	0
Oct 15	vs. Tennessee	S	1	52	52.0	52	0	0	0
Oct 22	at Indianapolis	S	4	37	9.3	12	0	0	0
Nov 5	vs. Dallas*	S	2	26	13.0	17	0	0	0
Nov 12	at Philadelphia	S	2	47	23.5	43	0	0	0
Nov 19	at Tampa Bay	S	2	24	12.0	19	0	0	0
Nov 26	vs. Carolina*	S	1	8	8.0	8	0	0	0
Dec 3	vs. Atlanta	S	2	26	13.0	15	0	0	0
Dec 10	vs. Philadelphia	P	1	40	40.0	40	0	0	0
Dec 17	at New Orleans*	P	2	30	15.0	15	0	0	0
Dec 24	at St. Louis	P	0	0	0.0	—	0	0	0
Dec 30	vs. N.Y. Giants				INACTIVE				
Regular Season Totals		**15/12**	**23**	**365**	**15.9**	**52**	**0**	**0**	**0**

2007 WASHINGTON (9-7)			RECEIVING					SCORING	
Date	Opponent	P/S	No.	Yds.	Avg.	LG	TD	2pt.	Pts.
Sep 9	vs. Miami*	S	0	0	0.0	—	0	0	0
Games 2-3		P	0	0	0.0	—	0	0	0
Oct 7	vs. Detroit*	P	1	9	9.0	9	0	0	0
Games 5-6		P	0	0	0.0	—	0	0	0
Oct 28	at New England	P	1	5	5.0	5	0	0	0
Nov 4	at N.Y. Jets*				INACTIVE				
Nov 11	vs. Philadelphia	P	0	0	0.0	—	0	0	0
Games 10-16		PLACED ON INJURED RESERVE (SHOULDER) 11/15/07							
Regular Season Totals		**8/1**	**2**	**14**	**7.0**	**9**	**0**	**0**	**0**

2008 CHICAGO (9-7)			RECEIVING					SCORING	
Date	Opponent	P/S	No.	Yds.	Avg.	LG	TD	2pt.	Pts.
Sep 7	at Indianapolis*	S	2	26	13.0	18	0	0	0
Sep 14	at Carolina	S	5	66	13.2	32	0	0	6
Sep 21	vs. Tampa Bay	S	6	124	20.7	27	1	1	8
Sep 28	vs. Philadelphia*	S	2	33	16.5	24	0	0	0
Games 5-9					INACTIVE				
Nov 16	at Green Bay	P	2	17	8.5	9	0	0	0
Nov 23	at St. Louis*	P	1	3	3.0	3	0	0	0
Nov 30	at Minnesota	P	1	24	24.0	24	0	0	0
Dec 7	vs. Jacksonville*	P	0	0	0.0	—	0	0	0
Dec 11	vs. New Orleans*	P	2	21	10.5	15	0	0	0
Dec 22	vs. Green Bay*	S	1	16	16.0	16	0	0	0
Dec 28	at Houston	P	4	34	8.5	13	1	0	6
Regular Season Totals		**11/5**	**26**	**364**	**14.0**	**32**	**2**	**1**	**20**

2009 DENVER (8-8)			RECEIVING					SCORING	
Date	Opponent	P/S	No.	Yds.	Avg.	LG	TD	2pt.	Pts.
Games 1-14					INACTIVE				
Dec 27	at Philadelphia	P	4	22	5.5	15	0	0	0
Jan 3	vs. Kansas City	S	4	95	23.8	44	0	0	0
Regular Season Totals		**2/1**	**8**	**117**	**14.6**	**44**	**0**	**0**	**0**

2010 DENVER (4-12)			RECEIVING					SCORING	
Date	Opponent	P/S	No.	Yds.	Avg.	LG	TD	2pt.	Pts.
Sep 12	at Jacksonville	S	5	117	23.4	41	0	0	0
Sep 19	vs. Seattle*	S	3	53	17.7	25	0	0	0
Sep 26	vs. Indianapolis	S	6	169	28.2	61	1	0	6
Oct 3	at Tennessee*	S	11	115	10.5	23	0	0	0
Oct 10	at Baltimore	P	5	135	27.0	44t	2	0	12
Oct 17	vs. N.Y. Jets	S	4	74	18.5	29	0	0	0
Oct 24	vs. Oakland	S	1	46	46.0	46	0	0	0
Oct 31	at San Francisco (London)	P	7	169	24.1	71	1	0	6
Nov 14	vs. Kansas City*	S	6	90	15.0	37	2	0	12
Nov 22	at San Diego	P	6	78	13.0	21	1	0	6
Nov 28	vs. St. Louis	P	4	76	19.0	41t	2	0	12
Dec 5	at Kansas City	S	2	31	15.5	18	0	0	0
Dec 12	at Arizona	S	3	32	10.7	18	0	0	0
Dec 19	at Oakland	P	4	79	19.8	33t	1	0	6
Dec 26	vs. Houston*	S	5	111	22.2	41	0	0	0
Jan 2	vs. San Diego	S	5	73	14.6	17	1	0	6
Regular Season Totals		**16/11**	**77**	**1,488**	**18.8**	**71**	**11**	**0**	**66**

JOE MAYS

5-11 • 250 • 4th Yr. • North Dakota St.

Born: July 6, 1985, in Chicago, Ill.

High School: Hyde Park Career Academy, Chicago, Ill.

Acquired: Trade (Philadelphia), 2010

NFL Year: 4th • **Year with Broncos:** 2nd

NFL Games Played/Started: 25/6 • **Postseason:** 1/0

51

Middle Linebacker

MAYS AT A GLANCE:

- A fourth-year linebacker who has played 25 career regular-season games (6 starts) and one playoff contest with Denver (2010) and Philadelphia (2008-09), totaling 38 tackles (30 solo) on defense and 28 stops on special teams.
- Started a career-best five games for the Broncos in 2010 and contributed 31 tackles (26 solo) on defense along with nine tackles on special teams.
- Ranked third on the Eagles with a career-best 19 special-teams tackles in 2009.
- Played two games for Philadelphia as a rookie in 2008, seeing time at the backup 'Mike' linebacker position.
- Earned Great West Conference Defensive Player of the Year honors for Division I-AA North Dakota State as a senior in 2007 after posting 90 tackles and nine sacks for the Bison.
- Joined the Broncos on July 31, 2010, in a trade with Philadelphia that sent running back J.J. Arrington to the Eagles.
- Selected by Philadelphia in the sixth round (200th overall) of the 2008 NFL Draft.

CAREER TRANSACTIONS: Signed by Philadelphia as a draft choice 6/17/08; Traded to Denver 7/31/10; Placed on injured reserve (knee) by Denver 12/5/10.

2010: Mays played a career-high 12 games (5 starts) at inside linebacker and totaled 31 tackles (26 solo) and one pass defensed for Denver after being acquired from Philadelphia in a trade at the beginning of training camp... Tied for third on the club with nine solo special-teams stops... Averaged six tackles per game in his five starts, including a career-best nine tackles (6 solo) at S.D. (11/22)... Placed on injured reserve (knee) on Dec. 5.

2009: Mays played 11 games (1 start) for Philadelphia and posted seven tackles (4 solo) on defense while ranking third on the Eagles with 19 special-teams stops... Set a career high with five special-teams tackles at S.D. (11/15)... Totaled four tackles (3 solo) and four special-teams stops at Atl. (12/6)... Forced a fumble on kickoff coverage at NYG (12/13)... Made two special-teams tackles in Philadelphia's NFC Wild Card Game at Dal. (1/9).

2008: Selected by Philadelphia in the sixth round (200th overall) of the 2008 NFL Draft, Mays appeared in two games for the Eagles seeing time as the backup 'Mike' linebacker... Inactive for 14 regular-season games and three postseason contests.

COLLEGE: Mays played 43 games (31 starts) for North Dakota State University, where he tallied 285 tackles, including a school-record 159 solo stops, with 29.5 tackles for a loss, 11 sacks and three interceptions... Earned first-team Division I-AA honors and was named the Great West Conference Defensive Player of the Year as a senior in 2007 after leading the Bison with a career-high 90 tackles, including nine tackles for a loss and 2.5 sacks.

PERSONAL: Mays attended Hyde Park Career Academy in Chicago, Ill., where he earned first-team All-City honors as a senior after tallying 115 tackles, including 16 sacks, and two interceptions... Did not play football until his junior season of high school and went on to earn first-team all-conference honors during his final two prep seasons... Married to LaToyia and has one son, Jai, and one daughter, Joi... Joseph Lamont Mays was born on July 6, 1985, in Chicago, Ill.

MAYS' REGULAR SEASON RECORD

Year	Club	G	S	UT	A	TT	S-Yds.	I-Yds.	PD	FF	FR	TD-Int.	TD-FR	S	Pts.
2008	Philadelphia	2	0	0	0	0	0-0	0-0	0	0	0	0	0	0	0
2009	Philadelphia	11	1	4	3	7	0-0	0-0	0	0	0	0	0	0	0
2010	Denver	12	5	26	5	31	0-0	0-0	1	0	0	0	0	0	0
CAREER TOTALS		**25**	**6**	**30**	**8**	**38**	**0-0**	**0-0**	**1**	**0**	**0**	**0**	**0**	**0**	**0**

ADDITIONAL STATISTICS: *Special teams tackles — 2009 (19), 2010 (9), TOTAL (28). Fumbles — 2009 (1 FF), TOTAL (1 FF).*

MAYS' POSTSEASON RECORD

Year	Club	G	S	UT	A	TT	S-Yds.	I-Yds.	PD	FF	FR	TD-Int.	TD-FR	S	Pts.
2009	Philadelphia	0	0	0	0	0	0-0	0-0	0	0	0	0	0	0	0
2008	Philadelphia	1	0	0	0	0	0-0	0-0	0	0	0	0	0	0	0
CAREER TOTALS		**1**	**0**	**0**	**0**	**0**	**0-0**	**0-0**	**0**	**0**	**0**	**0**	**0**	**0**	**0**

ADDITIONAL STATISTICS: *Special teams tackles — 2009 (2), TOTAL (2).*

JOE MAYS' CAREER GAME-BY-GAME

(Victories asterisked)

2008 PHILADELPHIA (9-6-1) — TACKLES

Date	Opponent	P/S	UT	A	TT	S-Yds.	I-Yds.	PD	FF	FR
Games 1-3										
Sep 28	at Chicago	P	0	0	0	0-0	0-0	0	0	0
Oct 5	vs. Washington			INACTIVE						
Oct 12	at San Francisco*	P	0	0	0	0-0	0-0	0	0	0
Games 7-16				INACTIVE						
Regular Season Totals		**2/0**	**0**	**0**	**0**	**0-0**	**0-0**	**0**	**0**	**0**
Jan 4	at Minnesota*§			INACTIVE						
Jan 11	at N.Y. Giants*†			INACTIVE						
Jan 18	at Arizona#			INACTIVE						
Postseason Totals		**0/0**	**0**	**0**	**0**	**0-0**	**0-0**	**0**	**0**	**0**

§NFC Wild Card Game; †NFC Divisional Playoff Game; #NFC Championship Game

2009 PHILADELPHIA (11-5) — TACKLES

Date	Opponent	P/S	UT	A	TT	S-Yds.	I-Yds.	PD	FF	FR
Games 1-2				INACTIVE						
Sep 27	vs. Kansas City*	P	0	1	1	0-0	0-0	0	0	0
Games 4-6				INACTIVE						
Nov 1	vs. N.Y. Giants*	P	0	0	0	0-0	0-0	0	0	0
Nov 8	vs. Dallas	P	0	0	0	0-0	0-0	0	0	0
Nov 15	at San Diego	P	0	0	0	0-0	0-0	0	0	0
Nov 22	at Chicago*	P	1	1	2	0-0	0-0	0	0	0
Nov 29	vs. Washington*	S	0	0	0	0-0	0-0	0	0	0
Dec 6	at Atlanta*	P	3	1	4	0-0	0-0	0	0	0
Dec 13	at N.Y. Giants*	P	0	0	0	0-0	0-0	0	0	0
Dec 20	vs. San Francisco*	P	0	0	0	0-0	0-0	0	0	0
Dec 27	vs. Denver*	P	0	0	0	0-0	0-0	0	0	0
Jan 3	at Dallas	P	0	0	0	0-0	0-0	0	0	0
Regular Season Totals		**11/1**	**4**	**3**	**7**	**0-0**	**0-0**	**0**	**0**	**0**
Jan 9	at Dallas§	P	0	0	0	0-0	0-0	0	0	0
Postseason Totals		**1/0**	**0**	**0**	**0**	**0-0**	**0-0**	**0**	**0**	**0**

§NFC Wild Card Game

2010 DENVER (4-12) — TACKLES

Date	Opponent	P/S	UT	A	TT	S-Yds.	I-Yds.	PD	FF	FR
Sep 12	at Jacksonville	P	0	0	0	0-0	0-0	0	0	0
Sep 19	vs. Seattle*	P	0	0	0	0-0	0-0	0	0	0
Sep 26	vs. Indianapolis	P	0	0	0	0-0	0-0	0	0	0
Oct 3	at Tennessee*	P	0	0	0	0-0	0-0	0	0	0
Oct 10	at Baltimore	P	0	0	0	0-0	0-0	0	0	0
Oct 17	vs. N.Y. Jets	P	1	0	1	0-0	0-0	0	0	0
Oct 24	vs. Oakland	S	3	0	3	0-0	0-0	0	0	0
Oct 31	at San Francisco (London)	P	0	0	0	0-0	0-0	0	0	0
Nov 14	vs. Kansas City*	S	7	0	7	0-0	0-0	0	0	0
Nov 22	at San Diego	S	6	3	9	0-0	0-0	0	0	0
Nov 28	vs. St. Louis	S	6	1	7	0-0	0-0	0	0	0
Dec 5	at Kansas City	S	3	1	4	0-0	0-0	1	0	0
			PLACED ON INJURED RESERVE ON DEC. 5							
Regular Season Totals		**12/5**	**26**	**5**	**31**	**0-0**	**0-0**	**1**	**0**	**0**

DID YOU KNOW?

Wide receiver Lionel Taylor totaled the most receptions (508) in professional football from 1960-65 with the Broncos while his 6,424 receiving yards during that time ranked third among all AFL/NFL players.

DARCEL McBATH

6-1 • 198 • 3RD YR. • TEXAS TECH

BORN: Oct. 28, 1985, in Gainesville, Texas
HIGH SCHOOL: Gainesville High School, Gainesville, Texas
ACQUIRED: Draft #2b (48th overall), 2009
NFL YEAR: 3rd • **YEAR WITH BRONCOS:** 3rd
NFL GAMES PLAYED/STARTED: 20/1

31

SAFETY

McBATH AT A GLANCE:

- A third-year safety who has appeared in 20 games (1 start) with the Broncos from 2009-10, totaling 30 tackles (28 solo), 13 special-teams stops and two interceptions (28 yds.).
- Joined four other rookies in the NFL in 2009 to lead their team in special-teams tackles (11) while tying for third among league rookie safeties with two interceptions.
- Registered multiple special-teams tackles three times as a rookie in 2009, including a personal-best three stops in the Broncos' win vs. New England (10/11/09).
- Started every game during his final three seasons at Texas Tech University, earning All-Big 12 Conference recognition during each of those campaigns and finishing his career with the fifth-most interceptions (12) in school history.
- Received first-team All-Big 12 accolades and several All-America honors as a senior in 2008 after tying for first in the nation with seven interceptions, including two returned for touchdowns, while ranking second on Texas Tech with 75 tackles (55 solo).
- Selected by the Broncos in the second round (48th overall) of the 2009 NFL Draft.

CAREER TRANSACTIONS: Signed by Denver as a draft choice 7/27/09; Placed on injured reserve (forearm) by Denver 12/14/09.

2010: McBath played seven games (1 start) for Denver and posted 15 solo tackles and one pass defensed on defense in addition to two special-teams stops... Made his first career start at Oak. (12/19) and tied a career high with five solo tackles.

2009: Selected by the Broncos in the second round (48th overall) of the 2009 NFL Draft, McBath played 13 games (0 starts) for Denver and totaled 15 tackles (13 solo), two interceptions (28 yds.) and three pass breakups along with a team-high 11 special-teams tackles... Placed on injured reserve (forearm) on Dec. 14... Joined four other NFL rookies to lead their team in special-teams tackles... Tied for third among NFL rookie safeties with two interceptions... Posted multiple special-teams tackles three times, including a career-high three stops vs. N.E. (10/11)... Notched his first career interception vs. Cle. (9/20) and intercepted Peyton Manning at Ind. (12/13)... Recorded a career-high seven defensive tackles (6 solo) vs. S.D. (11/22).

COLLEGE: McBath played 45 career games (39 starts) at Texas Tech University, totaling 224 tackles (140 solo), 12 interceptions (173 yds.), 30 pass breakups, one forced fumble and one fumble recovery... Received All-Big 12 Conference recognition during each of his final three seasons at Texas Tech... Finished his career with the fifth-most interceptions in school history... Started all 13 games as a senior, totaling 75 tackles (55 solo), seven interceptions (97 yds.), 14 pass breakups and one forced fumble... Received first-team All-Big 12 honors as well as All-America accolades from the American Football Coaches Association (first team) and *The NFL Draft Report* (third team) as a senior... Tied for first in the nation with seven interceptions, which tied for the fifth-best season mark in school history, while matching a school record with two interceptions returned for scores as a senior... Named honorable mention All-Big 12 as a junior, placing third on the team with 73 tackles (50 solo) while posting two interceptions (10 yds.)... Named second-team All-Big 12 as a sophomore, leading all conference defensive backs with 75 tackles, after switching to free safety from cornerback... Redshirted as a true freshman.

PERSONAL: McBath helped Gainesville High School in Gainesville, Texas, to a 16-0 record and the Class 3A Division I title as a senior en route to being named the District 9-3A Most Valuable Player by *The Dallas Morning News*... Saw time at defensive back, wide receiver and running back during his prep career... Intercepted six passes and had 75 tackles as a senior while catching 14 touchdown passes and scoring two touchdowns on punt returns... Had 50 tackles and rushed for 800 yards as a junior... Majored in general studies at Texas Tech... Is the son of Twana McBath... Steven Darcel McBath was born on Oct. 28, 1985, in Gainesville, Texas.

McBATH'S REGULAR SEASON RECORD

Year	Club	G	S	UT	A	TT	S-Yds.	I-Yds.	PD	FF	FR	TD-Int.	TD-FR	S	Pts.
2009	Denver	13	0	13	2	15	0-0	2-28	3	0	0	0	0	0	0
2010	Denver	7	1	15	0	15	0-0	0-0	1	0	0	0	0	0	0
CAREER TOTALS		**20**	**1**	**28**	**2**	**30**	**0-0**	**2-28**	**4**	**0**	**0**	**0**	**0**	**0**	**0**

ADDITIONAL STATISTICS: *Special teams tackles — 2009 (11), 2010 (2), TOTAL (13).*

McBATH'S SINGLE-GAME HIGHS

(Postseason in parentheses)

Interceptions — 1, twice, last at Indianapolis, 12/13/09 (none). **Interception return yards** — 25 at Indianapolis, 12/13/09 (none). **Sacks** — None (none). **Sack yards** — None (none).

DARCEL McBATH'S CAREER GAME-BY-GAME

(Victories asterisked)

2009 DENVER (8-8)			TACKLES							
Date	**Opponent**	**P/S**	**UT**	**A**	**TT**	**S-Yds.**	**I-Yds.**	**PD**	**FF**	**FR**
Sep 13	at Cincinnati*	P	0	0	0	0-0	0-0	0	0	0
Sep 20	vs. Cleveland*	P	1	0	1	0-0	1-3	1	0	0
Sep 27	at Oakland*	P	0	1	1	0-0	0-0	0	0	0
Games 4-5		P	0	0	0	0-0	0-0	0	0	0
Oct 19	at San Diego*	P	3	0	3	0-0	0-0	0	0	0
Games 7-9		P	0	0	0	0-0	0-0	0	0	0
Nov 22	vs. San Diego	P	6	1	7	0-0	0-0	0	0	0
Nov 26	vs. N.Y. Giants	P	1	0	1	0-0	0-0	0	0	0
Dec 6	at Kansas City	P	1	0	1	0-0	0-0	0	0	0
Dec 13	at Indianapolis	P	1	0	1	0-0	1-25	2	0	0
Games 14-16			PLACED ON INJURED RESERVE (FOREARM) 12/14/09							
Regular Season Totals		**13/0**	**13**	**2**	**15**	**0-0**	**2-28**	**3**	**0**	**0**

2010 DENVER (4-12)			TACKLES							
Date	**Opponent**	**P/S**	**UT**	**A**	**TT**	**S-Yds.**	**I-Yds.**	**PD**	**FF**	**FR**
Games 1-2				INACTIVE						
Sep 26	vs. Indianapolis	P	5	0	5	0-0	0-0	0	0	0
Oct 3	at Tennessee*	P	0	0	0	0-0	0-0	0	0	0
Oct 10	at Baltimore	P	1	0	1	0-0	0-0	0	0	0
Games 6-8				INACTIVE						
Nov 14	vs. Kansas City*	P	4	0	4	0-0	0-0	1	0	0
Nov 22	at San Diego	P	0	0	0	0-0	0-0	0	0	0
Games 11-13				INACTIVE						
Dec 19	at Oakland	S	5	0	5	0-0	0-0	0	0	0
Dec 26	vs. Houston*			INACTIVE						
Jan 2	vs. San Diego	P	0	0	0	0-0	0-0	0	0	0
Regular Season Totals		**7/1**	**15**	**0**	**15**	**0-0**	**0-0**	**1**	**0**	**0**

RYAN McBEAN

6-5 • 305 • 4th Yr. • Oklahoma State

Born: April 23, 1984, in Kingston, Jamaica

High School: Trinity High School, Euless, Texas

Acquired: Free Agent, 2008

NFL Year: 4th • **Year with Broncos:** 3rd

NFL Games Played/Started: 16/4

98

DEFENSIVE TACKLE

McBEAN AT A GLANCE:

- A fourth-year defensive tackle who has played 30 games (18 starts) for Denver the last two seasons while totaling 44 tackles (30 solo) during that span.
- Started all 14 games played for the Broncos in 2009 and registered a career-high 25 tackles (18 solo).
- Spent the entire 2008 regular season on Denver's practice squad after competing in Pittsburgh's training camp to begin the year.
- Made his NFL debut as a rookie in the Steelers' 2007 regular-season finale at Baltimore (12/30/07) after spending the majority of the year on their practice squad as a rookie.
- Played two seasons at Oklahoma State University, starting 23-of-24 games played, after beginning his collegiate career at Hinds Community College in Hinds, Miss.

- Joined the Broncos as a practice-squad signee on Sept. 1, 2008.
- Selected by Pittsburgh in the fourth round (132nd overall) of the 2007 NFL Draft.

CAREER TRANSACTIONS: Signed by Pittsburgh as a draft choice 6/26/07; Waived by Pittsburgh 9/1/07; Signed by Pittsburgh (practice squad) 9/3/07; Signed by Pittsburgh (active roster) 12/11/07; Waived by Pittsburgh 8/30/08; Signed by Denver (practice squad) 9/1/08; Signed by Denver to a future contract 12/29/08.

2010: McBean played all 16 games (4 starts) for the first time in his career and posted 19 tackles (12 solo) with one fumble recovery... Tied a career high with four total tackles (2 solo) at S.D. (11/22).

2009: McBean, in his first year as a starter, opened 14 games for the Broncos and totaled 25 tackles (18 solo)... Missed Games 8-9 with a knee injury... Registered multiple tackles eight times, including a career-high four stops (2 solo) at Ind. (12/13)... Had three or more tackles in three of Denver's final four games.

2008: McBean spent the entire regular season on Denver's practice squad after he was signed on Sept. 1... Competed in Pittsburgh's training camp but was waived on Aug. 30.

2007: Selected by Pittsburgh in the fourth round (132nd overall) of the 2007 NFL Draft, McBean saw time in one game (at Bal. 12/30) as a rookie... Spent the first 13 games on the Steelers' practice squad before he was signed to the active roster on Dec. 11... Inactive for Pittsburgh's AFC Wild Card Game vs. Jac. (1/5).

COLLEGE: McBean played two seasons at Oklahoma State University after beginning his collegiate career at Hinds Community College in Hinds, Miss.... Saw time in 24 career games (23 starts) at OSU, totaling 62 tackles (34 solo) 7.5 sacks (59 yds.) and three forced fumbles... Recorded 25 tackles (12 solo) and 4.5 sacks as a senior, helping Oklahoma State rank eighth in the nation and lead the Big 12 Conference with an average of 7.7 tackles behind the line of scrimmage per game... Started all 20 games he played in two years at Hinds and was a first-team all-conference selection as a sophomore after posting 58 tackles and seven sacks that year.

PERSONAL: McBean earned first-team all-district honors as a senior at Trinity High School in Euless, Texas... Named the district's Defensive Most Valuable Player and added all-district and all-area honors from *The Dallas Morning News*... In addition to purchasing new equipment for Trinity's weight room, he hosts an annual camp each June at his former school... Son of Donnett McBean... Married to Tonisha... Ryan McBean was born on April 23, 1984, in Kingston, Jamaica.

McBEAN'S REGULAR SEASON RECORD

Year	Club	G	S	UT	A	TT	S-Yds.	I-Yds.	PD	FF	FR	TD-Int.	TD-FR	S	Pts.
2007	Pittsburgh	1	0	0	0	0	0-0	0-0	0	0	0	0	0	0	0
2008	Denver					PRACTICE SQUAD									
2009	Denver	14	14	18	7	25	0-0	0-0	0	0	0	0	0	0	0
2010	Denver	16	4	12	7	19	0-0	0-0	0	0	1	0	0	0	0
CAREER TOTALS		**31**	**18**	**30**	**14**	**44**	**0-0**	**0-0**	**0**	**0**	**1**	**0**	**0**	**0**	**0**
BRONCOS TOTALS		**30**	**18**	**30**	**14**	**44**	**0-0**	**0-0**	**0**	**0**	**1**	**0**	**0**	**0**	**0**

RYAN McBEAN'S CAREER GAME-BY-GAME

(Victories asterisked)

2007 PITTSBURGH (10-6)			TACKLES							
Date	**Opponent**	**P/S**	**UT**	**A**	**TT**	**S-Yds.**	**I-Yds.**	**PD**	**FF**	**FR**
Games 1-13				PRACTICE SQUAD						
Games 14-15				INACTIVE						
Dec 30	at Baltimore	P	0	0	0	0-0	0-0	0	0	0
Regular Season Totals		**1/0**	**0**	**0**	**0**	**0-0**	**0-0**	**0**	**0**	**0**
Jan 5	vs. Jacksonville§			INACTIVE						
Postseason Totals		**0/0**	**0**	**0**	**0**	**0-0**	**0-0**	**0**	**0**	**0**

§AFC Wild Card Game

2009 DENVER (8-8)			TACKLES							
Date	**Opponent**	**P/S**	**UT**	**A**	**TT**	**S-Yds.**	**I-Yds.**	**PD**	**FF**	**FR**
Sep 13	at Cincinnati*	S	1	1	2	0-0	0-0	0	0	0
Sep 20	vs. Cleveland*	S	1	0	1	0-0	0-0	0	0	0
Sep 27	at Oakland*	S	0	2	2	0-0	0-0	0	0	0
Oct 4	vs. Dallas*	S	0	2	2	0-0	0-0	0	0	0
Oct 11	vs. New England*	S	1	0	1	0-0	0-0	0	0	0
Oct 19	at San Diego*	S	2	0	2	0-0	0-0	0	0	0
Nov 1	at Baltimore	S	1	0	1	0-0	0-0	0	0	0
Games 8-9				INACTIVE						
Nov 22	vs. San Diego	S	3	0	3	0-0	0-0	0	0	0
Games 11-12		S	0	0	0	0-0	0-0	0	0	0
Dec 13	at Indianapolis	S	2	2	4	0-0	0-0	0	0	0
Dec 20	vs. Oakland	S	3	0	3	0-0	0-0	0	0	0
Dec 27	at Philadelphia	S	3	0	3	0-0	0-0	0	0	0
Jan 3	vs. Kansas City	S	1	0	1	0-0	0-0	0	0	0
Regular Season Totals		**14/14**	**18**	**7**	**25**	**0-0**	**0-0**	**0**	**0**	**0**

2010 DENVER (4-12)			TACKLES							
Date	Opponent	P/S	UT	A	TT	S-Yds.	I-Yds.	PD	FF	FR
Sep 12	at Jacksonville	S	2	0	2	0-0	0-0	0	0	0
Sep 19	vs. Seattle*	S	0	0	0	0-0	0-0	0	0	0
Sep 26	vs. Indianapolis	S	1	1	2	0-0	0-0	0	0	0
Oct 3	at Tennessee*	P	0	0	0	0-0	0-0	0	0	1
Oct 10	at Baltimore	P	1	0	1	0-0	0-0	0	0	0
Oct 17	vs. N.Y. Jets	P	0	1	1	0-0	0-0	0	0	0
Oct 24	vs. Oakland	P	0	2	2	0-0	0-0	0	0	0
Oct 31	at San Francisco (London)	S	2	0	2	0-0	0-0	0	0	0
Nov 14	vs. Kansas City*	P	0	0	0	0-0	0-0	0	0	0
Nov 22	at San Diego	P	2	2	4	0-0	0-0	0	0	0
Nov 28	vs. St. Louis	P	1	1	2	0-0	0-0	0	0	0
Dec 5	at Kansas City	P	2	0	2	0-0	0-0	0	0	0
Dec 12	at Arizona	P	0	0	0	0-0	0-0	0	0	0
Dec 19	at Oakland	P	0	0	0	0-0	0-0	0	0	0
Dec 26	vs. Houston*	P	0	0	0	0-0	0-0	0	0	0
Jan 2	vs. San Diego	P	1	0	1	0-0	0-0	0	0	0
Regular Season Totals		**16/4**	**12**	**7**	**19**	**0-0**	**0-0**	**0**	**0**	**1**

KYLE McCARTHY

6-1 • 205 • 2nd Yr. • Notre Dame

Born: Sept. 30, 1986, in Youngstown, Ohio
High School: Cardinal Mooney High School, Youngstown, Ohio
Acquired: College Free Agent, 2010
NFL Year: 2nd • **Year with Broncos:** 2nd
NFL Games Played/Started: 8/0

34

Safety

McCARTHY AT A GLANCE:

- A second-year safety who played eight games as a rookie for Denver in 2010 and contributed two tackles apiece on defense and special teams after starting the season on the club's practice squad.
- Totaled two special-teams stops in Denver's International Series Game against San Francisco in London (10/31/10).
- Posted two tackles on defense vs. Kansas City (11/14/10).
- Played 38 career games (26 starts) at the University of Notre Dame and recorded 241 tackles (147 solo) and eight interceptions (108 yds.) while becoming the first Fighting Irish defensive back to eclipse the 100-tackle mark in a season (did it in both junior and senior years).
- Entered the NFL with Denver as a college free agent on April 30, 2010.

CAREER TRANSACTIONS: Signed by Denver as a college free agent 4/30/10; Waived by Denver 9/4/10; Signed by Denver (practice squad) 9/5/10; Signed by Denver (active roster) 10/16/10; Placed on injured reserve (knee) by Denver 12/13/10.

2010: McCarthy, who entered the NFL with Denver as a college free agent on April 30, played eight games (0 starts) in his rookie season for the Broncos and contributed two tackles (1 solo) on defense in addition to two special-teams stops... Posted two solo special teams tackles at S.F. (10/31)... Saw time on defense and totaled two tackles (1 solo) in Denver's win vs. K.C. (11/14)... Placed on injured reserve (knee) on Dec. 13.

COLLEGE: McCarthy played 38 career games (26 starts) at the University of Notre Dame and totaled 241 tackles (147 solo) and eight interceptions (108 yds.)... Opened every contest in his final two seasons and recorded more than 100 tackles in each campaign to become the first Notre Dame defensive back to eclipse the 100-tackle mark in a season.

PERSONAL: McCarthy was a two-way standout at Cardinal Mooney High School in Youngstown, Ohio, where he received first-team all-state honors at quarterback and was named Tri-County Player of the Year as a senior... Earned a bachelor's degree in finance from Notre Dame... Kyle Justin McCarthy was born on Sept. 30, 1986, in Youngstown, Ohio.

McCARTHY'S REGULAR SEASON RECORD

Year	Club	G	S	UT	A	TT	S-Yds.	I-Yds.	PD	FF	FR	TD-Int.	TD-FR	S	Pts.
2010	Denver	8	0	1	1	2	0-0	0-0	0	0	0	0	0	0	0
CAREER TOTALS		**8**	**0**	**1**	**1**	**2**	**0-0**	**0-0**	**0**	**0**	**0**	**0**	**0**	**0**	**0**

ADDITIONAL STATISTICS: *Special teams tackles — 2010 (2), TOTAL (2).*

KYLE McCARTHY'S CAREER GAME-BY-GAME

(Victories asterisked)

2010 DENVER (4-12)			TACKLES							
Date	Opponent	P/S	UT	A	TT	S-Yds.	I-Yds.	PD	FF	FR
Games 1-5			PRACTICE SQUAD							
Oct 17	vs. N.Y. Jets	P	0	0	0	0-0	0-0	0	0	0
Oct 24	vs. Oakland	P	0	0	0	0-0	0-0	0	0	0
Oct 31	at San Francisco (London)	P	0	0	0	0-0	0-0	0	0	0
Nov 14	vs. Kansas City*	P	1	1	2	0-0	0-0	0	0	0
Nov 22	at San Diego	P	0	0	0	0-0	0-0	0	0	0
Nov 28	vs. St. Louis	P	0	0	0	0-0	0-0	0	0	0
Dec 5	at Kansas City	P	0	0	0	0-0	0-0	0	0	0
Dec 12	at Arizona	P	0	0	0	0-0	0-0	0	0	0
Games 14-16			PLACED ON INJURED RESERVE (KNEE) ON DEC. 13							
Regular Season Totals		**8/0**	**1**	**1**	**2**	**0-0**	**0-0**	**0**	**0**	**0**

WILLIS McGAHEE

6-0 • 235 • 9th Yr. • Miami

Born: Oct. 20, 1981, in Miami, Fla.
High School: Central High School, Miami, Fla.
Acquired: Free Agent, 2011
NFL Year: 9th • **Year with Broncos:** 1st
NFL Games Played/Started: 105/66 • **Postseason:** 7/1

23

Running Back

McGAHEE AT A GLANCE:

- A ninth-year running back who has played 105 career games (66 starts) in the regular season with Baltimore (2007-10) and Buffalo (2004-06), placing sixth in the NFL with 6,167 yards since 2004.
- Ranks third in the NFL with 55 rushing touchdowns since 2004 and has never rushed for fewer than five touchdowns in a season.
- Owns three 1,000-yard rushing seasons and has 23 100-yard games to his credit.
- Earned his first Pro Bowl nod in 2007 as a member of the Ravens after ranking fourth in the AFC with 1,207 rushing yards on 294 carries (4.1 avg.) with seven touchdowns.
- Appeared in seven postseason contests (1 start) with Baltimore from 2008-10, totaling 75 rushes for 271 yards (3.6 avg.) with four touchdowns.
- Broke University of Miami single-season records with 1,753 rushing yards and 28 touchdowns as a sophomore in 2002 to earn consensus first-team All-America honors in addition to being named a finalist for the Heisman Trophy.
- Joined the Broncos as a free agent on July 31, 2011.
- Selected by the Bills in the first round (23rd overall) of the 2003 NFL Draft.

23's Trophy Case

Pro Bowl Selections 2007

CAREER TRANSACTIONS: Signed by Buffalo as a draft choice 8//14/03; Traded to Baltimore 3/8/07; Released by Baltimore 7/29/11; Signed by Denver 7/31/11.

2010: McGahee saw action in 15 games (2 starts) and finished second on the Ravens with 100 rushes for 380 yards (3.8 avg.) while tying for the team lead with five rushing scores... Added 14 receptions for 55 yards (3.9 avg.) with one touchdown in the regular season... Played in both of Baltimore's postseason contests and recorded 14 carries for 48 yards (3.4 avg.) with one touchdown and four receptions for 24 yards (6.0 avg.)... Played in his 100th career game vs. T.B. (11/28).

2009: McGahee played all 16 games (1 start) in the regular season and totaled 109 rushes for 544 yards (5.0 avg.) with 12 touchdowns and 15 catches for 85 yards (5.7 avg.) with two scores... Tied the franchise record with 14 total touchdowns and tied for second in the NFL with five multiple-touchdown games... Saw action in both of Baltimore's playoff games, recording 22 carries for 69 yards (3.1 avg.) with one touchdown and two receptions for 20 yards (10.0 avg.)... Earned AFC Offensive Player of the Week honors at Oak. (1/3) after rushing for a career-high 167 yards on 16 carries (10.4 avg.) with three touchdowns, including a career-long-tying 77-yard score.

2008: McGahee played 13 games (1 start) and finished second on the team with 671 rushing yards on 170

McGahee Finds the End Zone

MOST RUSHING TOUCHDOWNS, NFL, 2004-10

	Player	Att.	Yds.	Avg.	LG	TDs
1.	LaDainian Tomlinson, NYJ/S.D.	2,075	8,840	4.3	85t	107
2.	Thomas Jones, K.C./NYJ/Chi.	2,026	8,222	4.1	71t	56
3.	**Willis McGahee, Bal./Buf.**	**1,541**	**6,167**	**4.0**	**77t**	**55**
4.	Shaun Alexander, Was./Sea.	1,193	5,212	4.4	88t	54
	Larry Johnson, Was./K.C.	1,406	6,136	4.4	65	54
	Maurice Jones-Drew, Jac.	1,141	5,248	4.6	80t	54

carries (3.9) avg.) with seven touchdowns to go along with 24 receptions for 173 yards (7.2 avg.)... Saw action in three postseason contests (1 start) and totaled 39 rushes for a team-high 154 yards (3.9 avg.) with two touchdowns and four receptions for 26 yards (6.5 avg.)... Started the AFC Championship Game at Pit. (1/18) and registered postseason career highs with 60 yards and two touchdowns on 20 carries (3.0 avg.).

2007: McGahee earned his first career Pro Bowl selection in his initial season with Baltimore after starting all 15 games he played and ranking fourth in the AFC with 1,207 rushing yards on 294 carries (4.1 avg.) with seven touchdowns... Added a career-high 43 receptions for 231 yards (5.4 avg) with one touchdown... Set a franchise record by scoring a touchdown in seven consecutive contests (Games 6-12)... Paced the Ravens with 66 first downs... Notched his first career receiving touchdown vs. NYJ (9/16).

2006: McGahee started all 14 games he played and finished the season with 259 carries for 990 yards (3.8 avg.) with six touchdowns and 18 receptions for 156 yards (8.7 avg.)... Posted 16 carries for 125 yards (7.8 avg.) at NYJ (12/10) to mark his fifth consecutive 100-yard output against the Jets.

2005: McGahee played all 16 games (15 starts) and totaled a career-high 1,247 rushing yards on 325 carries (3.8 avg.) with five touchdowns in addition to 28 catches for 178 yards (6.4 avg.)... Became the fifth player in Bills history to post consecutive 1,000-yard rushing seasons and was the quickest player in team annals to reach the 2,000-yard career mark (26 games).

2004: McGahee played all 16 games (11 starts) and finished with 1,128 rushing yards on 284 carries (4.0 avg.) with 13 touchdowns and 22 receptions for 169 yards (7.7 avg.)... Posted seven 100-yard games in 11 starts as the Bills went 8-3 in those contests... Tied for second in team history with his 13 rushing scores trailing only O.J. Simpson's 16 touchdowns in 1975... Totaled a career-high four rushing touchdowns at Sea. (11/28)... Posted 15 carries for 102 yards (6.8 avg.) with two touchdowns and eclipsed the 1,000-yard mark on a 20-yard run in the third quarter at S.F. (12/26).

2004: Selected by the Bills in the first round (23rd overall) of the 2003 NFL Draft, McGahee spent the first eight games of the season on the NFI (Non-Football Injury) list while recovering from a knee injury suffered in his final collegiate game... Returned to the 53-man roster on Nov. 5 and was inactive for the final eight games of the season.

COLLEGE: McGahee played 21 games at the University of Miami and gained 2,067 yards on 349 carries (5.9 avg.) with 31 touchdowns and 25 receptions for 355 yards (13.1 avg.)... Finished sixth in Hurricane annals with 186 career points scored... Earned consensus first-team All-America honors and was a finalist for the Heisman Trophy as a sophomore after shattering several school season rushing records, including rushing yards (1,753) and rushing touchdowns (28).

PERSONAL: McGahee attended Central High School in Miami, where he rushed for 771 yards and 14 touchdowns in just eight games and 77 carries (10.0 avg.) during his senior season and was named the best running back in the state on the *Florida Times-Union* Super 75 list... Established the Willis McGahee Foundation in 2009 to help underprivileged children in Howard County, Md.... Majored in criminology at Miami... Willis Andrew McGahee III was born on Oct. 21, 1981, in Miami.

McGahee's Regular Season Record

				RUSHING					RECEIVING					SCORING					
Year	**Club**	**G**	**S**	**No.**	**Yds.**	**Avg.**	**LG**	**TD**	**No.**	**Yds.**	**Avg.**	**LG**	**TD**	**TD**	**TDr**	**TDp**	**TDrt**	**2pt**	**Pts.**
2003	Buffalo	0	0	0	0	0.0	—	0	0	0	0	0	0	0	0	0	0	0	0
2004	Buffalo	16	11	284	1,128	4.0	41	13	22	169	7.7	16	0	13	13	0	0	0	78
2005	Buffalo	16	15	325	1,247	3.8	27	5	28	178	6.4	19	0	5	5	0	0	0	30
2006	Buffalo	14	14	259	990	3.8	57t	6	18	156	8.7	56	0	6	6	0	0	0	36
2007	Baltimore	15	15	294	1,207	4.1	46t	7	43	231	5.4	30	1	8	7	1	0	0	48
2008	Baltimore	13	8	170	671	3.9	77t	7	24	173	7.2	35	0	7	7	0	0	0	42
2009	Baltimore	16	1	109	544	5.0	77t	12	15	85	5.7	14	2	14	12	2	0	0	84
2010	Baltimore	15	2	100	380	3.8	30t	5	14	55	3.9	32t	1	6	5	1	0	0	36
CAREER TOTALS		**105**	**66**	**1,541**	**6,167**	**4.0**	**77t**	**55**	**164**	**1,047**	**6.4**	**56**	**4**	**59**	**55**	**4**	**0**	**0**	**354**

McGahee's Postseason Record

				RUSHING					RECEIVING					SCORING					
Year	**Club**	**G**	**S**	**No.**	**Yds.**	**Avg.**	**LG**	**TD**	**No.**	**Yds.**	**Avg.**	**LG**	**TD**	**TD**	**TDr**	**TDp**	**TDrt**	**2pt**	**Pts.**
2008	Baltimore	3	1	39	154	3.9	48	2	4	26	6.5	11	0	2	2	0	0	0	12
2009	Baltimore	2	0	22	69	3.1	12	1	2	20	10.0	13	0	1	1	0	0	0	6
2010	Baltimore	2	0	14	48	3.4	25t	1	4	24	6.0	10	0	1	1	0	0	0	6
CAREER TOTALS		**7**	**1**	**75**	**271**	**3.6**	**48**	**4**	**10**	**70**	**7.0**	**13**	**0**	**4**	**4**	**0**	**0**	**0**	**24**

McGahee's Single-Game Highs

(Postseason in parentheses)

Rushes — 37 vs. N.Y. Jets, 11/7/04 (20, twice, last at New England, 1/10/10). **Rushing yards** — 167 at Oakland, 1/3/10 (62, twice, last at New England, 1/10/10). **Longest rush** — 77t, twice, last at Oakland, 1/3/10 (48 at Miami, 1/4/09). **Rushing touchdowns** — 4 at Seattle, 11/28/04 (2 at Pittsburgh, 1/18/09). **Receptions** — 7 at San Francisco, 10/7/07 (2, three times, last at Pittsburgh, 1/15/11). **Receiving yards** — 61 vs. New England, 10/22/06 (14 at Pittsburgh, 1/15/11). **Longest reception** — 56 vs. New England, 10/22/06 (13 at New England, 1/10/10). **Receiving touchdowns** — 1, four times, last vs. Miami, 11/7/10 (none). **Rushing yards in one quarter** — 91 (4th) at Dallas, 12/20/08 (53 (4th) at Miami, 1/4/09). **Rushing yards in one half** — 114 (1st) vs. N.Y. Jets, 9/24/06 (56 (2nd) at Miami, 1/4/09). **Total yards** — 167, twice, last (167 rush, 0 rec.) at Oakland, 1/3/10 (96 (63 rush, 13 rec.), at New England, 1/10/10). **Total touchdowns** — 4 at Seattle, 11/28/04 (2 at Pittsburgh, 1/18/09).

Willis McGahee's Career Game-by-Game

(Victories asterisked)

2004 BUFFALO (9-7)				RUSHING					RECEIVING					SCORING	
Date	**Opponent**	**P/S**	**No.**	**Yds.**	**Avg.**	**LG**	**TD**	**No.**	**Yds.**	**Avg.**	**LG**	**TD**	**2pt.**	**Pts.**
Sep 12	vs. Jacksonville	P	9	31	3.4	8	0	1	12	12.0	12	0	0	0
Sep 19	at Oakland	P	2	-3	-1.5	7	0	0	0	0.0	—	0	0	0
Oct 3	vs. New England	P	0	0	0.0	—	0	0	0	0.0	—	0	0	0
Oct 10	at N.Y. Jets	P	8	42	5.3	21	0	1	2	2.0	2	0	0	0
Oct 17	vs. Miami*	S	26	111	4.3	31	0	3	31	10.3	13	0	0	0
Oct 24	at Baltimore	P	16	58	3.6	15	0	1	1	1.0	1	0	0	0
Oct 31	vs. Arizona*	S	30	102	3.4	24	2	1	9	9.0	9	0	0	12
Nov 7	vs. N.Y. Jets*	S	37	132	3.6	15	1	2	11	5.5	6	0	0	6
Nov 14	at New England	S	14	37	2.6	11	0	1	12	12.0	12	0	0	0
Nov 21	vs. St. Louis*	S	20	100	5.0	41	0	3	27	9.0	15	0	0	0
Nov 28	at Seattle*	S	28	116	4.1	30	4	2	26	13.0	16	0	0	24
Dec 5	at Miami*	S	23	91	4.0	21	0	1	4	4.0	4	0	0	0
Dec 12	vs. Cleveland*	S	27	105	3.9	13t	2	2	12	6.0	7	0	0	12
Dec 19	at Cincinnati*	S	11	25	2.3	14	0	2	1	0.5	6	0	0	0
Dec 26	at San Francisco*	S	15	102	6.8	20	2	1	14	14.0	14	0	0	12
Jan 2	vs. Pittsburgh	S	18	79	4.4	20	2	1	7	7.0	7	0	0	12
Regular Season Totals		**16/11**	**284**	**1,128**	**4.0**	**41**	**13**	**22**	**169**	**7.7**	**16**	**0**	**0**	**78**

2005 BUFFALO (5-11)				RUSHING					RECEIVING					SCORING	
Date	**Opponent**	**P/S**	**No.**	**Yds.**	**Avg.**	**LG**	**TD**	**No.**	**Yds.**	**Avg.**	**LG**	**TD**	**2pt.**	**Pts.**
Sep 11	vs. Houston*	S	22	117	5.3	17	0	3	15	5.0	10	0	0	0
Sep 18	at Tampa Bay	S	13	34	2.6	14	0	1	-1	-1.0	-1	0	0	0
Sep 25	vs. Atlanta	S	27	140	5.2	21	1	0	0	0.0	—	0	0	6
Oct 2	at New Orleans	S	16	84	5.3	27	1	2	17	8.5	12	0	0	6
Oct 9	vs. Miami*	P	31	86	2.8	11	1	2	5	2.5	3	0	0	6
Oct 16	vs. N.Y. Jets*	S	29	143	4.9	23	1	3	24	8.0	13	0	0	6
Oct 23	at Oakland	S	16	50	3.1	9	0	3	36	12.0	17	0	0	0
Oct 30	at New England	S	31	136	4.4	14	0	2	21	10.5	13	0	0	0
Nov 13	vs. Kansas City*	S	20	66	3.3	13	0	0	0	0.0	—	0	0	0
Nov 20	at San Diego	S	10	39	3.9	11	0	1	2	2.0	2	0	0	0
Nov 27	vs. Carolina	S	21	53	2.5	10	0	0	0	0.0	—	0	0	0
Dec 4	at Miami	S	27	81	3.0	10	0	2	18	9.0	13	0	0	0
Dec 11	vs. New England	S	8	3	0.4	3	0	1	5	5.0	5	0	0	0
Dec 17	vs. Denver	S	9	36	4.0	7	1	3	14	4.7	14	0	0	6
Dec 24	at Cincinnati*	S	23	66	2.9	12	0	3	0	0.0	6	0	0	0
Jan 1	at N.Y. Jets	S	22	113	5.1	17	0	2	22	11.0	19	0	0	0
Regular Season Totals		**16/15**	**325**	**1,247**	**3.8**	**27**	**5**	**28**	**178**	**6.4**	**19**	**0**	**0**	**30**

2006 BUFFALO (7-9)				RUSHING					RECEIVING					SCORING	
Date	**Opponent**	**P/S**	**No.**	**Yds.**	**Avg.**	**LG**	**TD**	**No.**	**Yds.**	**Avg.**	**LG**	**TD**	**2pt.**	**Pts.**
Sep 10	at New England	S	20	70	3.5	15	0	2	24	12.0	20	0	0	0
Sep 17	at Miami*	S	25	91	3.6	15	0	1	6	6.0	6	0	0	0
Sep 24	vs. N.Y. Jets	S	26	150	5.8	32	0	2	3	1.5	6	0	0	0
Oct 1	vs. Minnesota*	S	28	78	2.8	18	1	1	4	4.0	4	0	0	6
Oct 8	at Chicago	S	14	50	3.6	11	0	4	15	3.8	12	0	0	0
Oct 15	at Detroit	S	17	66	3.9	21	0	2	14	7.0	8	0	0	0
Oct 22	vs. New England	S	20	59	3.0	8	0	2	61	30.5	56	0	0	0
Nov 5	vs. Green Bay*	S	4	15	3.8	9								
Games 9-10					INACTIVE									
Nov 26	vs. Jacksonville*	S	12	63	5.3	30t	2	1	8	8.0	8	0	0	12
Dec 3	vs. San Diego	S	16	26	1.6	5	1	1	1	1.0	1	0	0	6
Dec 10	at N.Y. Jets*	S	16	125	7.8	57t	1	0	0	0.0	—	0	0	6
Dec 17	vs. Miami*	S	28	79	2.8	10	0	0	0	0.0	—	0	0	0
Dec 24	vs. Tennessee	S	22	95	4.3	13	1	2	20	10.0	19	0	0	6
Dec 31	at Baltimore	S	11	23	2.1	5	0	0	0	0.0	—	0	0	0
Regular Season Totals		**14/14**	**259**	**990**	**3.8**	**57t**	**6**	**18**	**156**	**8.7**	**56**	**0**	**0**	**36**

2007 BALTIMORE (5-11)			RUSHING					RECEIVING					SCORING	
Date	Opponent	P/S	No.	Yds.	Avg.	LG	TD	No.	Yds.	Avg.	LG	TD	2pt.	Pts.
Sep 10	at Cincinnati	S	19	77	4.1	13	0	3	34	11.3	17	0	0	0
Sep 16	vs. N.Y. Jets*	S	26	97	3.7	9	0	2	6	3.0	4	1	0	6
Sep 23	vs. Arizona*	S	21	98	4.7	37	0	4	23	5.8	14	0	0	0
Sep 30	at Cleveland	S	14	104	7.4	28	0	2	32	16.0	30	0	0	0
Oct 7	at San Francisco*	S	22	88	4.0	13	0	7	48	6.9	12	0	0	0
Oct 14	vs. St. Louis*	S	25	61	2.4	11	1	4	9	2.3	8	0	0	6
Oct 21	at Buffalo	S	19	114	6.0	46t	1	2	1	0.5	1	0	0	6
Nov 5	at Pittsburgh	S	12	50	4.2	33t	1	3	12	4.0	5	0	0	6
Nov 11	vs. Cincinnati	S	17	60	3.5	13	1	2	10	5.0	6	0	0	6
Nov 18	vs. Cleveland	S	21	102	4.9	24	1	2	24	12.0	13	0	0	6
Nov 25	at San Diego	S	17	59	3.5	13	1	2	2	1.0	1	0	0	6
Dec 3	vs. New England	S	30	138	4.6	18	1	4	21	5.3	11	0	0	6
Dec 9	vs. Indianapolis	S	17	45	2.6	15	0	5	7	1.4	7	0	0	0
Dec 16	at Miami	S	29	104	3.6	19	0	1	2	2.0	2	0	0	0
Dec 23	at Seattle	S	5	10	2.0	6	0	0	0	0.0	—	0	0	0
Dec 30	vs. Pittsburgh*					INACTIVE								
Regular Season Totals		**15/15**	**294**	**1,207**	**4.1**	**46t**	**7**	**43**	**231**	**5.4**	**30**	**1**	**0**	**48**

2008 BALTIMORE (11-5)			RUSHING					RECEIVING					SCORING	
Date	Opponent	P/S	No.	Yds.	Avg.	LG	TD	No.	Yds.	Avg.	LG	TD	2pt.	Pts.
Sep 7	vs. Cincinnati*					DID NOT PLAY								
Sep 21	vs. Cleveland*	S	15	64	4.3	10	1	1	11	11.0	11	0	0	6
Sep 29	at Pittsburgh	S	13	42	3.2	12	0	3	19	6.3	15	0	0	0
Oct 5	vs. Tennessee	S	22	64	2.9	16	0	1	2	2.0	2	0	0	0
Oct 12	at Indianapolis	S	8	18	2.3	6	0	4	26	6.5	9	0	0	0
Oct 19	at Miami*	P	19	105	5.5	17	1	2	47	23.5	35	0	0	6
Oct 26	vs. Oakland*	S	23	58	2.5	8	1	2	-1	-0.5	2	0	0	6
Nov 2	at Cleveland*					DID NOT PLAY								
Nov 9	at Houston*	P	25	112	4.5	12	2	1	9	9.0	9	0	0	12
Nov 16	at N.Y. Giants	S	9	18	2.0	7	0	2	7	3.5	4	0	0	0
Nov 23	vs. Philadelphia*	S	7	8	1.1	4	0	0	0	0.0	—	0	0	0
Nov 30	at Cincinnati*					DID NOT PLAY								
Dec 7	vs. Washington*	S	11	32	2.9	6	0	1	-8	-8.0	-8	0	0	0
Dec 14	vs. Pittsburgh	P	6	18	3.0	5	0	2	15	7.5	14	0	0	0
Dec 20	at Dallas*	P	8	108	13.5	77t	1	3	21	7.0	21	0	0	6
Dec 28	vs. Jacksonville*	P	4	24	6.0	13t	1	2	25	12.5	13	0	0	6
Regular Season Totals		**13/8**	**170**	**671**	**3.9**	**77t**	**7**	**24**	**173**	**7.2**	**35**	**0**	**0**	**42**
Dec 14	at Miami*§	P	7	62	8.9	48	0	1	9	9.0	9	0	0	0
Dec 20	at Tennessee*†	P	12	32	2.7	11	0	1	4	4.0	4	0	0	0
Dec 28	at Pittsburgh#	S	20	60	3.0	14	2	2	13	6.5	11	0	0	12
Postseason Totals		**3/1**	**39**	**154**	**3.9**	**48**	**2**	**4**	**26**	**6.5**	**11**	**0**	**0**	**12**

§AFC Wild Card Game; †AFC Divisional Playoff Game; #AFC Championship Game

2009 BALTIMORE (9-7)			RUSHING					RECEIVING					SCORING	
Date	Opponent	P/S	No.	Yds.	Avg.	LG	TD	No.	Yds.	Avg.	LG	TD	2pt.	Pts.
Sep 13	vs. Kansas City*	P	10	44	4.4	16	1	4	31	7.8	14	1	0	12
Sep 20	at San Diego*	P	15	79	5.3	13	2	2	10	5.0	8	0	0	12
Sep 27	vs. Cleveland*	P	7	67	9.6	34	2	0	0	0.0	—	0	0	12
Oct 4	at New England	S	5	11	2.2	5	0	1	13	13.0	13t	1	0	6
Oct 11	vs. Cincinnati	P	1	-2	-2.0	-2	0	1	4	4.0	4	0	0	0
Oct 18	at Minnesota	P	7	3	0.4	5	0	0	0	0.0	—	0	0	0
Nov 1	vs. Denver*	P	2	-1	-0.5	1	0	1	4	4.0	4	0	0	0
Nov 8	at Cincinnati	P	0	0	0.0	—	0	0	0	0.0	—	0	0	0
Nov 16	at Cleveland*	P	13	35	2.7	7	0	0	0	0.0	—	0	0	0
Nov 22	vs. Indianapolis	P	6	25	4.2	16	0	1	7	7.0	7	0	0	0
Nov 29	vs. Pittsburgh*	P	5	18	3.6	6	1	1	1	1.0	1	0	0	6
Dec 7	at Green Bay	P	4	-4	-1.0	1t	1	0	0	0.0	—	0	0	6
Dec 13	vs. Detroit*	P	12	76	6.3	19t	2	1	2	2.0	2	0	0	12
Dec 20	vs. Chicago*	P	4	9	2.3	8	0	3	13	4.3	10	0	0	0
Dec 27	at Pittsburgh	P	2	17	8.5	15	0	0	0	0.0	—	0	0	0
Jan 3	at Oakland*	P	16	167	10.4	77t	3	0	0	0.0	—	0	0	18
Regular Season Totals		**16/1**	**109**	**544**	**5.0**	**77t**	**12**	**15**	**85**	**5.7**	**14**	**2**	**0**	**84**
Jan 10	at New England*§	P	20	62	3.1	12	1	1	13	13.0	13	0	0	6
Jan 16	at Indianapolis†	P	2	7	3.5	5	0	1	7	7.0	7	0	0	0
Postseason Totals		**2/0**	**22**	**69**	**3.1**	**12**	**1**	**2**	**20**	**10.0**	**13**	**0**	**0**	**6**

§AFC Wild Card Game; †AFC Divisional Playoff Game

DID YOU KNOW?

The Broncos have started a season with a 3-0 or better record 11 times in club history, including seven times in the last 15 seasons (since 1996).

2010 BALTIMORE (12-4)			RUSHING					RECEIVING					SCORING	
Date	Opponent	P/S	No.	Yds.	Avg.	LG	TD	No.	Yds.	Avg.	LG	TD	2pt.	Pts.
Sep 13	at N.Y. Jets*	P	1	-2	-0.3	1t	1	1	-6	-6.0	-6	0	0	6
Sep 19	at Cincinnati	P	3	10	3.3	6	0	0	0	0.0	—	0	0	0
Sep 26	vs. Cleveland*	P	7	29	4.1	9	0	0	0	0.0	—	0	0	0
Oct 3	at Pittsburgh*	S	14	39	2.8	10	1	2	2	1.0	1	0	0	6
Oct 10	vs. Denver*	P	10	67	6.7	30t	1	0	0	0.0	—	0	0	6
Oct 17	at New England					DID NOT PLAY								
Oct 24	vs. Buffalo*	S	11	64	5.8	25	1	1	10	10.0	10	0	0	6
Nov 7	vs. Miami*	P	6	24	4.0	14	0	3	42	14.0	32t	1	0	6
Nov 11	at Atlanta	P	3	8	2.7	5	0	1	-4	-4.0	-4	0	0	0
Nov 21	at Carolina*	P	8	23	2.9	6	0	2	-10	-5.0	-4	0	0	0
Nov 28	vs. Tampa Bay*	P	4	12	3.0	4	0	3	13	4.3	8	0	0	0
Dec 5	vs. Pittsburgh	P	7	7	1.0	4	0	0	0	0.0	—	0	0	0
Dec 13	at Houston*	P	4	7	1.8	4	1	0	0	0.0	—	0	0	6
Dec 19	vs. New Orleans*	P	7	53	7.6	28	0	0	0	0.0	—	0	0	0
Dec 26	at Cleveland*	P	8	34	4.3	9	0	0	0	0.0	—	0	0	0
Jan 2	vs. Cincinnati*	P	2	5	2.5	7	0	0	0	0.0	—	0	0	0
Regular Season Totals		**15/2**	**100**	**380**	**3.8**	**30t**	**5**	**14**	**55**	**3.9**	**32t**	**1**	**0**	**36**
Jan 9	at Kansas City*§	P	10	44	4.4	25t	1	2	10	5.0	8	0	0	6
Jan 15	at Pittsburgh†	P	4	4	1.0	2	0	2	14	7.0	10	0	0	0
Postseason Totals		**2/0**	**14**	**48**	**3.4**	**25t**	**1**	**4**	**24**	**6.0**	**10**	**0**	**0**	**6**

§AFC Wild Card Game; †AFC Divisional Playoff Game

KNOWSHON MORENO

5-11 • 200 • 3RD YR. • GEORGIA

BORN: July 16, 1987, in Belford, N.J.

HIGH SCHOOL: Middletown South High School, Middletown, N.J.

ACQUIRED: Draft #1a (12th overall), 2009

NFL YEAR: 3rd • **YEAR WITH BRONCOS:** 3rd

NFL GAMES PLAYED/STARTED: 29/22

27

RUNNING BACK

MORENO AT A GLANCE:

- A third-year running back who is the first Broncos player since Clinton Portis (2002-03) to lead the club in rushing in consecutive seasons.
- Totaled at least 1,000 yards from scrimmage in each of his first two seasons, representing the only player who entered the NFL in 2009 to accomplish that feat and one of just four players in franchise history to reach that milestone in his first two campaigns.
- Emerged as a considerable receiving threat out of the backfield in 2010, becoming one of just five NFL running backs to average more than 10 yards per reception (10.1) and tying for the league lead in receiving touchdowns (3) among his position group.
- Tied for third in the Associated Press' NFL Offensive Rookie of the Year voting and was a consensus All-Rookie selection in 2009 as only the fifth Bronco in team history to lead all league rookies in rushing yards.
- Earned first-team All-Southeastern Conference honors during his two years at the University of Georgia, totaling 2,734 rushing yards and joining Herschel Walker (1980-82) as the only Bulldogs in school history to post 1,000 rushing yards in consecutive seasons.
- Received several All-America honors and was a finalist for the Doak Walker Award (nation's best running back) as a sophomore for the Bulldogs in 2008, totaling 1,400 rushing yards (5.6 avg., 16 TDs) that led the SEC and ranked 11th in the nation.
- Selected by the Broncos in the first round (12th overall) of the 2009 NFL Draft.

CAREER TRANSACTIONS: Signed by Denver as a draft choice 8/8/09.

2010: Moreno started all 13 games played and totaled 182 carries for 779 yards (4.3 avg.) with five touchdowns to go along with a career-high 37 receptions for 372 yards (10.1 avg.) with three scores... Became one of five NFL running backs to average more than 10 yards per reception (10.1) in 2010 while tying for the league lead in touchdown receptions (3) among his position group... Averaged 5.0 yards per rush (106-527) in the second half of the season to rank fifth in the NFL during than span while helping Denver's running game improve by a league-best 1.8 yards per carry in its last eight games... Rushed for a career-high 161 yards on 23 carries (7.0 avg.) at K.C. (12/5) to mark the most rushing yards ever by a Broncos player at Arrowhead Stadium and represent the fourth player in franchise history to average seven yards per carry while registering at least 23 attempts.

2009: Selected by the Broncos in the first round (12th overall) of the 2009 NFL Draft, Moreno played 16 games

MORENO IMPRESSES AS A ROOKIE

BRONCOS' NFL ROOKIE RUSHING CHAMPS, TEAM HISTORY

Player	Year	Yards
Knowshon Moreno	**2009**	**947**
Clinton Portis	2002	1,508
Mike Anderson	2000	1,487
Billy Joe	1963	646
Donnie Stone	1961	505

MOST 80-YD. RUSH GAMES BY A ROOKIE, BRONCOS HISTORY

	Player	Year	No.
1.	Mike Anderson	2000	10
2.	Clinton Portis	2002	9
3.	**Knowshon Moreno**	**2009**	**6**
	Olandis Gary	1999	6
	Terrell Davis	1995	6
	Bobby Humphrey	1989	6

(9 starts) for Denver and totaled 247 rushes for 947 yards (3.8 avg.) with seven touchdowns along with 28 receptions for 213 yards (7.6 avg.) with two scores... Become the 14th player since the 1970 NFL merger to lead all rookies in rushing yards (947), yards from scrimmage (1,160) and touchdowns (9)... Named an All-Rookie selection by the Professional Football Writers Association/*Pro Football Weekly* as well as *The Sporting News*... Tied for third in the Associated Press' NFL Offensive Rookie of the Year voting... Led the league with four Pepsi NFL Rookie of the Week honors... Became only the fifth Bronco in team history to lead league rookies in rushing yards... Finished the year with the sixth-most rushing yards and the sixth-most yards from scrimmage by a rookie in Broncos history... Posted the most 80-yard rushing games by a league rookie for the year with six that tied for the third most by a rookie in club annals...Totaled the fourth-most touchdowns by a Broncos rookie... Posted a career-high 97 yards on 18 carries (5.4 avg.) at Was. (11/15)... Had two rushing scores at K.C. (12/6) and vs. K.C. (1/3).

COLLEGE: Moreno played 26 career games (19 starts) at the University of Georgia, totaling 498 rushes for 2,734 yards (5.5 avg.) with 30 touchdowns along with 53 receptions for 645 yards (12.2 avg.) with two scores... Earned first-team All-Southeastern Conference honors during both years at Georgia while his 2,734 rushing yards led the SEC in addition to ranking sixth in the nation and second among the country's underclassmen from 2007-08... Started all 13 games for Georgia as a sophomore, totaling 250 carries for 1,400 yards (5.6 avg.) and 16 touchdowns along with 33 receptions for 392 yards (11.9 avg.) and two scores in 2008... Received consensus first-team All-SEC honors and was tabbed a second-team All-American by the Associated Press and the Walter Camp Foundation... Led the SEC and ranked 11th in the nation in rushing yards... Became just the second Georgia player to rush for 1,000 yards in consecutive seasons (Herschel Walker, 1980-82)... Played 13 games (6 starts) as a redshirt freshman, rushing 248 times for 1,334 yards (5.3 avg.) with 14 touchdowns while making 20 catches for 253 yards (12.6 avg.) in 2007... Finished with six 100-yard rushing games, including five consecutive 100-yard outings late in the year... Earned first-team All-SEC honors and was named to his conference's All-Freshman team... Honored as SEC Freshman of the Year (league coaches, *The Sporting News*) after placing second in the SEC in rushing yards while leading the nation's freshmen in that category... Redshirted as a true freshman.

PERSONAL: Moreno finished his high school career at Middletown South High School in Middletown, N.J., as the state's all-time leader in total touchdowns (128) and scoring (782 pts.)... Ranked second in New Jersey history with 6,268 career rushing yards... Led his team to three state titles... Rushed for 1,808 yards on 185 carries (9.8 avg.) and had 43 touchdowns in 10 games as a senior... First name is a combination of his father's nickname (Knowledge) and his mother's name (Varashon)... Majored in housing at the University of Georgia... Knowshon Moreno was born on July 16, 1987, in Belford, N.J.

MORENO'S REGULAR SEASON RECORD

				RUSHING					RECEIVING					SCORING					
Year	**Club**	**G**	**S**	**No.**	**Yds.**	**Avg.**	**LG**	**TD**	**No.**	**Yds.**	**Avg.**	**LG**	**TD**	**TD**	**TDr**	**TDp**	**TDrt**	**2pt**	**Pts.**
2009	Denver	16	9	247	947	3.8	36	7	28	213	7.6	27	2	9	7	2	0	0	54
2010	Denver	13	13	182	779	4.3	35	5	37	372	10.1	45	3	8	5	3	0	0	48
CAREER TOTALS		**29**	**22**	**429**	**1,726**	**4.0**	**36**	**12**	**65**	**585**	**9.0**	**45**	**5**	**17**	**12**	**5**	**0**	**0**	**102**

ADDITIONAL STATISTICS: *Miscellaneous tackles — 2009 (1), 2010 (1), TOTAL (2).*

MORENO'S SINGLE-GAME HIGHS

(Postseason in parentheses)

Rushes — 24 vs. Seattle, 9/19/10 (none). **Rushing yards** — 161 at Kansas City, 12/5/10 (none). **Longest rush** — 36 vs. San Diego, 11/22/09 (none). **Rushing touchdowns** — 2, twice, last at Kansas City, 12/5/10 (none). **Receptions** — 7 at San Diego, 11/22/10 (none). **Receiving yards** — 67 vs. Seattle, 9/19/10 (none). **Longest reception** — 45 vs. Seattle, 9/19/10 (none). **Receiving touchdowns** — 2 vs. Oakland, 10/24/10 (none). **Rushing yards in one quarter** — 68 (2nd) at Kansas City, 12/5/10 (none). **Rushing yards in one half** — 85 (1st) at Kansas City, 12/5/10 (none). **Total yards** — 175 (161 rush, 14 rec.) at Kansas City, 12/5/10 (none). **Total touchdowns** — 2, three times, last vs. Oakland, 10/24/10 (none).

DID YOU KNOW?

The Broncos in 2005 became the first team in NFL history to have two 100-yard rushers and a 300-yard passer in the same game. In Denver's contest against Philadelphia on Oct. 30, 2005, Mike Anderson (126 yds.) and Tatum Bell (107 yds.) each had at least 100 rushing yards while Jake Plummer (309 yds.) cleared the 300-yard passing mark in Denver's 49-21 victory.

KNOWSHON MORENO'S CAREER GAME-BY-GAME

(Victories asterisked)

2009 DENVER (8-8)				RUSHING					RECEIVING					SCORING	
Date	**Opponent**	**P/S**	**No.**	**Yds.**	**Avg.**	**LG**	**TD**	**No.**	**Yds.**	**Avg.**	**LG**	**TD**	**2pt.**	**Pts.**
Sep 13	at Cincinnati*	P	8	19	2.4	8	0	0	0	0.0	—	0	0	0
Sep 20	vs. Cleveland*	P	17	75	4.4	17	0	2	22	11.0	11	0	0	0
Sep 27	at Oakland*	P	21	90	4.3	9	1	0	0	0.0	—	0	0	6
Oct 4	vs. Dallas*	P	14	65	4.6	14	0	2	11	5.5	9t	1	0	6
Oct 11	vs. New England*	S	21	88	4.2	13	0	4	36	9.0	27	0	0	0
Oct 19	at San Diego*	S	18	44	2.4	6	0	1	-1	-1.0	-1	0	0	0
Nov 1	at Baltimore	S	10	39	3.9	12	1	2	-4	-2.0	5	0	0	6
Nov 9	vs. Pittsburgh	P	5	3	0.6	4	0	0	0	0.0	—	0	0	0
Nov 15	at Washington	S	18	97	5.4	28	0	2	7	3.5	7	0	0	0
Nov 22	vs. San Diego	S	10	80	8.0	36	0	1	6	6.0	6	0	0	0
Nov 26	vs. N.Y. Giants*	S	19	88	4.6	12	1	2	19	9.5	11	0	0	6
Dec 6	at Kansas City*	S	21	86	4.1	18t	2	0	0	0.0	—	0	0	12
Dec 13	at Indianapolis	S	23	63	2.7	11	0	3	13	4.3	8	0	0	0
Dec 20	vs. Oakland	S	19	42	2.2	8	0	3	39	13.0	21	0	0	0
Dec 27	at Philadelphia	P	9	18	2.0	6	0	3	17	5.7	16t	1	0	6
Jan 3	vs. Kansas City	P	14	50	3.6	18	2	3	48	16.0	20	0	0	12
Regular Season Totals		**16/9**	**247**	**947**	**3.8**	**36**	**7**	**28**	**213**	**7.6**	**27**	**2**	**0**	**54**

2010 DENVER (4-12)				RUSHING					RECEIVING					SCORING	
Date	**Opponent**	**P/S**	**No.**	**Yds.**	**Avg.**	**LG**	**TD**	**No.**	**Yds.**	**Avg.**	**LG**	**TD**	**2pt.**	**Pts.**
Sep 12	at Jacksonville	S	15	60	4.0	17	1	1	4	4.0	4	0	0	6
Sep 19	vs. Seattle*	S	24	51	2.1	9	1	4	67	16.8	45	0	0	6
Games 3-5						INACTIVE								
Oct 17	vs. N.Y. Jets	S	12	48	4.0	14	0	0	0	0.0	—	0	0	0
Oct 24	vs. Oakland	S	14	53	3.8	13	0	3	37	12.3	27t	2	0	12
Oct 31	at San Francisco (London)	S	11	40	3.6	17	0	4	19	4.8	14	0	0	0
Nov 14	vs. Kansas City*	S	22	106	4.8	14	0	3	50	16.7	23	1	0	6
Nov 22	at San Diego	S	13	58	4.5	12	1	7	62	8.9	19	0	0	6
Nov 28	vs. St. Louis	S	12	56	4.7	16	1	6	62	10.3	31	0	0	6
Dec 5	at Kansas City	S	23	161	7.0	24	0	1	14	14.0	14	0	0	0
Dec 12	at Arizona	S	19	81	4.3	12	1	5	32	6.4	10	0	0	6
Dec 19	at Oakland	S	4	5	1.3	6	0	1	1	1.0	1	0	0	0
Dec 26	vs. Houston*	S	7	19	2.7	11	0	1	22	22.0	22	0	0	0
Jan 2	vs. San Diego	S	6	41	6.8	35	0	1	2	2.0	2	0	0	0
Regular Season Totals		**13/13**	**182**	**779**	**4.3**	**35**	**5**	**37**	**372**	**10.1**	**45**	**3**	**0**	**48**



SHAWN MURPHY

6-4 • 295 • 3RD YR. • UTAH STATE

BORN: Dec. 17, 1982, in Atlanta, Ga.

HIGH SCHOOL: Lone Peak High School, Highland, Utah

ACQUIRED: Free Agent, 2011

NFL YEAR: 3rd • **YEAR WITH BRONCOS:** 1st

NFL GAMES PLAYED/STARTED: 1/0

60

OFFENSIVE GUARD

MURPHY AT A GLANCE:

- A third-year offensive guard who spent the 2010 season competing on Carolina's practice squad after spending his first two seasons with Tampa Bay (2009) and Miami (2008-09).
- Played in one NFL contest, seeing time in Tampa Bay's 2009 regular-season finale vs. Atlanta (1/3/10).
- Made Miami's active roster as a rookie in 2008 and was declared inactive for all 16 regular-season games as well as the Dolphins' AFC Wild Card Game vs. Baltimore (1/4/09).
- Started two seasons at Utah State University, totaling 216 knockdown blocks and allowing just three sack in 570 pass plays over the course of his junior and senior campaigns.
- Earned honorable mention All-America recognition and second-team All-Western Athletic Conference honors as a senior in 2007 when he led the WAC with 137 knockdown blocks and allowed just one sack.
- Joined the Broncos as a future-contract signee on Jan. 5, 2011.
- Selected by Miami in the fourth round (110th overall) of the 2008 NFL Draft.

CAREER TRANSACTIONS: Signed by Miami as a draft choice 5/30/08; Waived by Miami 10/20/09; Claimed by Tampa Bay off waivers 10/21/09; Waived by Tampa Bay 4/26/10; Claimed by Philadelphia off waivers 4/27/10; Waived

by Philadelphia 4/29/10; Signed by Carolina (practice squad) 9/6/10; Signed by Denver to a future contract 1/5/11.

2010: Murphy spent the entire season on Carolina's practice squad after being signed on Sept. 6.

2009: Murphy was inactive for Miami's first five games before being waived on Oct. 20... Assigned to Tampa Bay via waivers on Oct. 21 and was declared inactive for nine games until seeing action in the Bucs' regular-season finale vs. Atl. (1/3).

2008: Selected by Miami in the fourth round (110th overall) of the 2008 NFL Draft, Murphy was inactive for all 16 regular-season contests as well as Miami's AFC Wild Card Game vs. Bal. (1/4).

COLLEGE: Murphy was a two-year starter at Utah State University, where he registered 216 knockdown blocks over his junior and senior seasons, allowing only three quarterback sacks in 570 pass plays... Earned honorable mention All-America honors and second-team All-Western Athletic Conference accolades following his senior season when he led the WAC with 137 knockdown blocks to go along with 10 touchdown-resulting blocks and just one sack allowed.

PERSONAL: Murphy was a second-team all-state and all-region selection as a senior defensive end at Lone Peak High School in Highland, Utah, where he played his final two prep seasons... Spent his first two years at Belmont High School in Belmont, Mass.... Father, Dale, was a seven-time All-Star first baseman and outfielder for the Atlanta Braves (1976-90) after being chosen with the fifth overall pick in the 1974 MLB Draft... Shawn Bryan Murphy was born on Dec. 17, 1982, in Atlanta, Ga.

MURPHY'S REGULAR SEASON RECORD

Year	Club	G	S
2008	Miami	0	0
2009	T.B./Mia.	1	0
2010	Carolina	PRACTICE SQUAD	
CAREER TOTALS		**1**	**0**

MURPHY'S POSTSEASON RECORD

Year	Club	G	S
2008	Miami	0	0
CAREER TOTALS		**0**	**0**

ERIC OLSEN

6-3 • 305 • 2nd Yr. • Notre Dame

Born: June 16, 1988, in Staten Island, N.Y.
High School: Brooklyn Poly Prep, Brooklyn, N.Y.
Acquired: Draft #6 (183rd overall), 2010
NFL Year: 2nd • **Year with Broncos:** 2nd
NFL Games Played/Started: 1/0

69

Offensive Guard

OLSEN AT A GLANCE:

- A second-year offensive guard who made Denver's active roster as a rookie in 2010 and saw playing time in one regular-season game.
- Started at all three interior offensive line positions during his collegiate career at the University of Notre Dame, playing in 44 games and opening his final 31 contests.
- Received third-team All-America honors from *The Sporting News* and was named the Guardian of the Year (Notre Dame's top offensive lineman) as a senior in 2009 while playing the center position for the first time.
- Penalized just once during his final 1,731 plays and allowed only four quarterback sacks in his last two years with the Fighting Irish.
- Selected by Denver in the sixth round (183rd overall) of the 2010 NFL Draft.

CAREER TRANSACTIONS: Signed by Denver as a draft choice 7/24/10.

2010: Selected by the Broncos in the sixth round (183rd overall) of the 2010 NFL Draft, Olsen played one game (0 starts) during his rookie campaign... Made his NFL debut vs. Sea. (9/19).

COLLEGE: Olsen played 44 games at the University of Notre Dame, starting his final 31 contests and seeing time at all three interior offensive line positions... Received third-team All-America honors from *The Sporting News*

and was named the Guardian of the Year (Notre Dame's top offensive lineman) as a senior in 2009 while playing the center position for the first time... Penalized just once during his final 1,731 plays and allowed only four quarterback sacks in his last two years with the Fighting Irish.

PERSONAL: Olsen was named the 2005 Gatorade Player of the Year in New York following his senior season at Brooklyn Poly Prep in Brooklyn, N.Y., where he played left tackle and did not allow a sack in his career... Competed on Poly Prep's lacrosse team, scoring 50 goals as a junior while leading the school to a league title... Earned a bachelor's degree in industrial design from Notre Dame... Eric Olsen was born on June 16, 1988, in Staten Island, N.Y.

OLSEN'S REGULAR SEASON RECORD

Year	Club	G	S
2010	Denver	1	0
CAREER TOTALS		**1**	**0**

KYLE ORTON

6-4 • 225 • 7th Yr. • Purdue

Born: Nov. 14, 1982, in Altoona, Iowa
High School: Southeast Polk High School, Runnels, Iowa
Acquired: Trade (Chicago), 2009
NFL Year: 7th • **Year with Broncos:** 3rd
NFL Games Played/Started: 62/61

8

Quarterback

ORTON AT A GLANCE:

- A seventh-year quarterback who has passed for 3,000 yards in each of his first two seasons with Denver after spending four years with Chicago (2005-08) to begin his NFL career.
- Owns a 52-to-3 career touchdown-to-interception ratio (17.3) in the red zone for his career that ranks fourth in the league among active players.
- Holds the NFL's fourth-best interception percentage (2.0% / 21 INTs in 1,039 att.) during his two seasons with the Broncos, including his 2010 output that set a franchise record (1.8% / 9 INTs in 498 att.).
- Opened the 2010 season with 1,419 passing yards in Weeks 1-4 to represent the second most yards in NFL history by a player through his team's first four games (Kurt Warner, Stl., 2000).
- Registered 10 games with a passer rating of at least 90.0 with Denver in 2009, tying a club single-season record (T-5th in NFL for the year).
- Opened his Broncos career in 2009 by leading the team to six consecutive wins, which tied for the second-longest streak by a quarterback in his first year with a new team to begin a season since the 1970 NFL merger.
- Guided the Bears to a winning season in each of his two years (2005, '08) with the club as a full-time starter, including the 2005 campaign when he registered a 10-5 record in 15 starts for a Chicago squad that won the NFC North title.
- Guided the Bears to eight consecutive wins as a starter in 2005 that marked the second-longest winning streak by a rookie quarterback since the 1970 NFL merger.
- Started for three seasons at Purdue University, finishing his collegiate career ranked third in school history in both passing yards (9,337) and touchdown passes (63).
- Joined the Broncos on April 2, 2009, in a trade with Chicago that brought Orton, first-round picks in the 2009 and '10 NFL Drafts as well as a third-round selection in '09 to Denver in exchange for quarterback Jay Cutler and a fifth-round pick in the '09 NFL Draft.
- Selected by Chicago in the fourth round (106th overall) of the 2005 NFL Draft.

CAREER TRANSACTIONS: Signed by Chicago as a a draft choice 7/25/05; Traded to Denver 4/2/09.

Orton Produces In The Red Zone

BEST TOUCHDOWN-TO-INTERCEPTION RATIO IN THE RED ZONE, ACTIVE PLAYERS, NFL (min. 200 att.)

	Player	Att.	TDs	INTs	Ratio
1.	Aaron Rodgers, G.B.	221	56	2	28.00
2.	Tom Brady, N.E.	640	178	7	25.43
3.	Philip Rivers, S.D.	331	86	4	21.50
4.	**Kyle Orton, Den./Chi.**	**249**	**52**	**3**	**17.33**
5.	Chad Pennington, Mia./NYJ	272	69	4	17.25

2010: Orton started all 13 games played for Denver, completing 293-of-498 (58.8%) passes for 3,653 yards with 20 touchdowns and nine interceptions for an 87.5 passer rating... Totaled his second-consecutive 3,000-yard season and just the seventh overall in franchise history... Turned in the lowest interception percentage (1.8% / 9 INTs in 498 att.) in Broncos history... Tied for third in the NFL with 35 completions of 35+ yards and 11 completions of 40+ yards despite missing the season's final three games with an ankle injury... Ranked fourth in the league with 281.0 passing yards per game... Totaled the second-most passing yards (1,419) through his team's first four games in NFL history, trailing only Kurt Warner (Stl., 2000)... Posted four consecutive 300-yard passing games in Weeks 2-5, joining former Broncos quarterback Brian Griese as the only two players in franchise history to accomplish that feat in a season... Named FedEx Air NFL Player of the Week after his performance in Denver's 26-22 win at Ten. (10/3) in which he completed 35-of-50 (70.0%) passes for 341 yards with two touchdowns and one interception (93.8 rtg.).

2009: Orton, a Broncos team captain, played all 16 games (15 starts) for Denver and completed 336-of-541 (62.1%) passes for 3,802 yards with 21 touchdowns and 12 interceptions for an 86.8 passer rating... Added 24 rushes for 71 yards (3.0 avg.)... Set career highs for pass attempts, completions, passing yards, touchdown passes and passer rating while tying his career low for interceptions... Totaled the sixth-most passing yards for a season in team history (most by a player in his first year with the team, 2nd to only Brett Favre, Min., among NFL peers for 2009)... Tied a club record with 10 games with a passer rating of at least 90.0 that tied for fifth in the NFL for the year... Registered a 2.2 interception percentage that ranked third in team history and sixth in the NFL for the season... Joined John Hadl (L.A. Rams, 1973) as the only players in the NFL since 1960 to throw for at least one touchdown with no interceptions in each of his first four games with a new team... Tied for the second-most consecutive wins (6) by a quarterback in his first year with a new team to begin a season since the 1970 NFL merger.... Opened his Broncos career with an 87-yard touchdown pass to Brandon Stokley at Cin. (9/13) that was the longest game-winning touchdown from scrimmage in the final minute of the fourth quarter of a game in NFL history... Named AFC Offensive Player of the Week (first such honor of his career) vs. N.E. (10/11) after completing 35-of-48 (72.9%) passes for 330 yards (2 TDs, 1 INT, 96.7 rtg.) and leading Denver on 90 and 98-yard touchdown drives in the second half... Forced out at Was. (11/15) after injuring his ankle on the final play of the first half... Did not start vs. S.D. (11/22) because of an ankle injury but finished the game after entering the contest in the second quarter... Set career highs in completions (32), attempts (56) and passing yards (431) vs. K.C. (1/3).

2008: Orton started all 15 games played for the Bears, leading the club to a 9-6 record in those contests... Totaled the fourth-most completions (272) for a season in Chicago annals, completing 272-of-465 (58.5%) passes for 2,972 yards that marked the sixth-best season total in Chicago annals... Totaled 18 touchdown passes along with 12 interceptions for a 79.6 passer rating... Tied for second in the NFL among quarterbacks with three rushing touchdowns... Set a Chicago record for consecutive passes without an interception (205) with his streak beginning vs. Phi. (9/28) and ending at Min. (11/30)... Did not throw an interception in nine starts to tie for the fourth-highest total in the league... Ranked second in the NFL in first-quarter passer rating (116.1), completing 67-of-95 (70.5%) passes for 780 yards with six touchdowns and no interceptions in the opening period... Registered the three best passing yardage totals of his career in three consecutive weeks (Games 5-7), including a personal-best 334 yards at Det. (10/5) for his first 300-yard passing game as a pro... Threw a career-high three touchdown passes vs. Phi. (9/28).

2007: Orton saw time in three games (3 starts) for the Bears, completing 43-of-80 (53.8%) passes for 478 yards with three touchdowns and two interceptions (73.9 rtg.)... Led Chicago to a 2-1 record in his three starts, which occurred in the club's final three games... Inactive for Games 1-9 and 11-13... Did not play at Sea. (11/18).

2006: Orton served as Chicago's third quarterback for all 16 games as well as its three playoff games, including Super Bowl XLI vs. Ind. (2/4).

2005: Selected by Chicago in the fourth round (106th overall) of the 2005 NFL Draft, Orton led the Bears to the NFC North title as a rookie by posting a 10-5 record in 15 starts... Guided Chicago to a 7-1 mark in eight starts at home... Completed 190-of-368 (51.6%) passes for 1,869 yards with nine touchdowns and 13 interceptions (59.7 rtg.)... Set franchise rookie records for quarterback starts, quarterback wins, pass attempts, completions and passing yards while tying for the most touchdown passes by a rookie in club annals... Guided the Bears to an eight-game winning streak (Games 5-12) that marked the second-longest winning streak by a starting rookie quarterback since the 1970 NFL merger (Ben Roethlisberger, Pit., had a 13-game winning streak in 2004)... 10 wins set an NFL rookie record for victories by a quarterback drafted in the fourth round or lower... Became the first Bears quarterback to start more than 13 games in a season since 1995 (Erik Kramer, 16 starts)... Completed 15-of-29 passes for 145 yards with one touchdown vs. Bal. (10/23) to earn Diet Pepsi NFL Rookie of the Week honors... Did not play at G.B. (12/15) and in an NFC Divisional Playoff Game vs. Car. (1/15).

ORTON IN THE BRONCOS' RECORD BOOK

MOST PASSING YARDS IN A SEASON, BRONCOS

	Player	Year	Yards
1.	Jay Cutler	2008	4,526
2.	Jake Plummer	2004	4,089
3.	John Elway	1993	4,030
4.	John Elway	1995	3,970
5.	John Elway	1985	3,891
6.	**Kyle Orton**	**2009**	**3,802**
7.	**Kyle Orton**	**2010**	**3,653**

MOST 90+RTG. GAMES IN A SEASON, BRONCOS

	Player	Year	No.
1.	**Kyle Orton**	**2009**	**10**
	John Elway	1997	10
3.	John Elway	1993	9
	Jake Plummer	2005	9
5.	Four Times		8

ORTON PROTECTS THE BALL

LOWEST INT PCT. IN A SEASON, BRONCOS

	Player	Att.	INTs	Pct.
1.	**Kyle Orton, 2010**	**498**	**9**	**1.8**
2.	John Elway, 1993	551	10	1.8
3.	John Elway, 1997	502	11	2.2
4.	**Kyle Orton, 2009**	**541**	**12**	**2.2**
5.	John Elway, 1986	504	13	2.6
6.	John Elway, 1995	542	14	2.6

LOWEST INT PCT., NFL, 2009-10 (min. 500 att.)

	Player	Att.	INTs	Pct.
1.	Tom Brady, N.E.	1,057	17	1.6
2.	Aaron Rodgers, G.B.	1,016	18	1.6
3.	Ben Roethlisberger, Pit.	895	17	1.9
4.	**Kyle Orton, Den.**	**1,039**	**21**	**2.0**
5.	Tony Romo, Dal.	763	16	2.1
6.	Philip Rivers, S.D.	1,027	22	2.1

COLLEGE: Orton was a three-year starter at Purdue University, finishing his career ranked third in school history in passing yards (9,337), touchdown passes (63) and completion percentage (58.8 / 786-of-1,336)... Ranked fourth in Big Ten Conference history in career passing yards... Posted 9,653 yards of total offense to rank second in Purdue annals behind Drew Brees (12,692)... Registered the fourth-most career 300-yard passing games (7) in Purdue history, including one 500-yard game (school-record 503 yds. as a senior vs. Indiana) and two 400-yard games... Had only 2.1 percent of his career passes intercepted (28-of-1,336)... Threw for a career-high 3,090 yards on 236-of-389 (60.7%) passing with 31 touchdowns and five interceptions as a senior... Named the "Most Fearless Quarterback in the Big Ten Conference" by *The Sporting News* as a junior... Tied a school bowl record with two rushing touchdowns against Georgia in the Capital One Bowl as a junior despite suffering a dislocated left thumb, sprained toe and cracked rib in that game.

PERSONAL: Orton attended Southeast Polk High School in Runnels, Iowa, where he was ranked as the second-best quarterback in the nation by *SuperPrep* and listed among *USA Today*'s Super 25 prospects... Completed 208-of-450 (46.2%) passes for 3,176 yards with 24 touchdowns and 18 interceptions during his prep career... Earned honorable mention all-state and first-team all-conference recognition as a senior... Received the team's Coaches Award (leadership on and off the field) and Fit-to-Hit Award (player who conditioned himself the hardest)... Also lettered in basketball, tennis and track... Named a Student-Sports All-American... Grew up a big Nebraska fan and wore jersey number 18 through most of his football career as a tribute to former Cornhuskers quarterback Brook Berringer, who led the Cornhuskers atop the polls in 1994 but died in a plane crash (4/18/96)... Enjoys bowling, reading and spending time with his family... Interested in environmental causes and worked with an organization called Cool Globes in Chicago... Involved with Denver Rescue Mission... Father, Byron, played football at South Dakota... Majored in history at Purdue... Married to Bridget... Kyle Raymond Orton was born on Nov. 14, 1982, in Altoona, Iowa.

ORTON'S REGULAR SEASON RECORD

PASSING

Year	Club	G	S	Att.	Comp.	Pct.	Yds.	Yds./Att.	TD	%	Int.	%	LG	Sack/Yds.	Rtg.
2005	Chicago	15	15	368	190	51.6	1,869	5.1	9	2.4	13	3.5	54	30/190	59.7
2006	Chicago	0	0	0	0	0.0	0	0.0	0	0.0	0	0.0	—	0/0	0.0
2007	Chicago	3	3	80	43	53.8	478	6.0	3	3.8	2	2.5	55t	2/12	73.9
2008	Chicago	15	15	465	272	58.5	2,972	6.4	18	3.9	12	2.6	65t	27/160	79.6
2009	Denver	16	15	541	336	62.1	3,802	7.0	21	3.9	12	2.2	87t	29/159	86.8
2010	Denver	13	13	498	293	58.8	3,653	7.3	20	4.0	9	1.8	71	34/243	87.5
CAREER TOTALS		**62**	**61**	**1,952**	**1,134**	**58.1**	**12,774**	**6.5**	**71**	**3.6**	**48**	**2.5**	**87t**	**122/764**	**79.6**
BRONCOS TOTALS		**29**	**28**	**1,039**	**629**	**60.5**	**7,455**	**7.2**	**41**	**3.9**	**21**	**2.0**	**87t**	**63/402**	**87.2**

RUSHING

Year	Club	Att.	Yds.	Avg.	LG	TD
2005	Chicago	24	44	1.8	15	0
2006	Chicago	0	0	0.0	—	0
2007	Chicago	5	-1	-0.2	1	0
2008	Chicago	24	49	2.0	12	3
2009	Denver	24	71	3.0	13	0
2010	Denver	22	98	4.5	14	0
CAREER TOTALS		**99**	**261**	**2.6**	**15**	**3**
BRONCOS TOTALS		**46**	**169**	**3.7**	**14**	**0**

SCORING

Year	Club	TD	TDr	TDp	TDrt	2pt	Pts.
2005	Chicago	0	0	0	0	0	0
2006	Chicago	0	0	0	0	0	0
2007	Chicago	0	0	0	0	0	0
2008	Chicago	3	3	0	0	0	18
2009	Denver	0	0	0	0	0	0
2010	Denver	0	0	0	0	0	0
CAREER TOTALS		**3**	**3**	**0**	**0**	**0**	**18**
BRONCOS TOTALS		**0**	**0**	**0**	**0**	**0**	**0**

ADDITIONAL STATISTICS: *Miscellaneous tackles — 2008 (3), 2009 (1), 2010 (1), TOTAL (5). Fumble recoveries — 2005 (3), 2007 (2), 2008 (1), 2009 (1), TOTAL (7).*

ORTON'S SINGLE-GAME HIGHS

(Postseason in parentheses)

Pass attempts — 57 vs. Indianapolis, 9/26/10 (none). **Pass completions** — 37 vs. Indianapolis, 9/26/10 (none). **Passing yards** — 476 vs. Indianapolis, 9/26/10 (none). **Completion percentage** — 72.9% (35-48) vs. New England, 10/11/09 (none). **Touchdown passes** — 4 vs. Kansas City, 11/14/10 (none). **Longest pass completion** — 87t at Cincinnati, 9/13/09 (none). **Rushing attempts** — 6 vs. Tampa Bay, 9/21/08 (none). **Rushing yards** — 22 vs. N.Y. Jets, 10/17/10 (none). **Longest rush** — 15 at Cleveland, 10/9/05 (none). **Rushing touchdowns** — 1, three times, last at Houston, 12/28/08 (none).

ORTON'S 300-YARD PASSING GAMES (9)

*denotes win (Orton's teams are 4-5 when he records 300 or more yards passing in a game.)

	Passing									Rushing				
Opponent (Date)	Att.	Comp.	Yds.	Pct.	TD	INT	LG	S/Yds.	Rtg.	Att.	Yds.	Avg.	LG	TD
at Detroit (10/5/08)*	34	24	334	70.6	2	0	52	1/6	121.4	1	10	10.0	10	0
vs. New England (10/11/09)*	48	35	330	72.9	2	1	27	2/9	96.7	0	0	0.0	—	0
vs. Kansas City (1/3/10)	56	32	431	57.1	1	3	44	2/3	65.4	2	16	8.0	13	0
vs. Seattle (9/19/10)*	35	25	307	71.4	2	0	45	1/3	117.2	3	-5	-1.7	-1	0
vs. Indianapolis (9/26/20)	57	37	476	64.9	1	1	61	1/4	89.5	2	11	5.5	9	0
at Tennessee (10/3/10)*	50	35	341	70.0	2	1	41	6/33	93.8	3	11	3.7	8	0
at Baltimore (10/10/10)	38	23	314	60.5	2	0	44t	1/7	104.5	0	0	0.0	—	0
at San Francisco# (10/31/10)	40	28	370	70.0	1	1	71	4/31	96.9	3	18	6.0	8	0
vs. St. Louis (11/28/10)	41	24	347	58.5	3	0	41t	3/17	110.5	0	0	0.0	—	0

#*International Series Game in London*

KYLE ORTON'S CAREER GAME-BY-GAME

(Victories asterisked)

2005 CHICAGO (11-5)

		PASSING									RUSHING				
Opponent	P/S	Att.	Comp.	Yds.	Pct.	TD	INT	LG	S/Yds.	Rtg.	Att.	Yds.	Avg.	LG	TD
at Was. (9/11)	S	28	15	141	53.6	0	1	22	3/16	52.8	0	0	0.0	—	0
vs. Det. (9/18)*	S	21	14	150	66.7	1	0	28t	2/12	103.3	0	0	0.0	—	0
vs. Cin. (9/25)	S	39	17	149	43.6	0	5	23	0/0	14.7	1	0	0.0	0	0
at Cle. (10/9)	S	26	16	117	61.5	1	0	22	4/27	84.9	3	14	4.7	15	0
vs. Min. (10/16)*	S	25	16	117	64.0	2	1	16	3/20	84.9	4	4	1.0	6	0
vs. Bal. (10/23)*	S	29	15	145	51.7	1	0	26	2/12	77.5	2	-2	-1.0	-1	0
at Det. (10/30)*	S	31	17	230	54.8	1	0	54	2/12	89.4	0	0	0.0	—	0
at N.O. (11/6)*	S	26	12	137	46.2	1	2	33	2/6	43.3	1	6	6.0	6	0
vs. S.F. (11/13)*	S	13	8	67	61.5	0	1	31	0/0	42.8	3	-3	-1.0	-1	0
vs. Car. (11/20)*	S	26	15	136	57.7	1	1	18	0/0	68.8	2	-2	-1.0	-1	0
at T.B. (11/27)*	S	28	14	134	50.0	1	1	41	2/13	60.7	3	19	6.3	10	0
vs. G.B. (12/4)*	S	17	6	68	35.3	0	1	34	3/19	23.7	1	0	0.0	0	0
at Pit. (12/11)	S	35	17	207	48.6	0	0	43	3/22	67.2	3	8	2.7	8	0
vs. Atl. (12/18)*	S	10	2	12	20.0	0	0	12	1/7	39.6	0	0	0.0	—	0
at G.B. (12/15)*					DID NOT PLAY										
at Min. (1/1)	S	14	6	59	42.9	0	0	21	3/24	55.4	1	0	0.0	0	0
Regular Season Totals	**15/15**	**368**	**190**	**1,869**	**51.6**	**9**	**13**	**54**	**30/190**	**59.7**	**24**	**44**	**1.8**	**15**	**0**
vs. Car. (1/15)†					DID NOT PLAY										
Postseason Totals	**0/0**	**0**	**0**	**0**	**0.0**	**0**	**0**	**—**	**0/0**	**0.0**	**0**	**0**	**0.0**	**—**	**0**

†NFC Divisional Playoff Game

2007 CHICAGO (7-9)

		PASSING									RUSHING				
Opponent	P/S	Att.	Comp.	Yds.	Pct.	TD	INT	LG	S/Yds.	Rtg.	Att.	Yds.	Avg.	LG	TD
Games 1-9					INACTIVE										
at Sea. (11/18)					DID NOT PLAY										
Games 11-13					INACTIVE										
at Min. (12/17)	S	38	22	184	57.9	0	1	19	1/7	59.6	3	1	0.3	1	0
vs. G.B. (12/23)*	S	15	9	104	60.0	1	0	33	0/0	103.2	0	0	0.0	—	0
vs. N.O. (12/30)*	S	27	12	190	44.4	2	1	55t	1/5	77.7	2	-2	-1.0	0	0
Regular Season Totals	**3/3**	**80**	**43**	**478**	**53.8**	**3**	**2**	**55t**	**2/12**	**73.9**	**5**	**-1**	**-0.2**	**1**	**0**

2008 CHICAGO (9-7)

		PASSING									RUSHING				
Opponent	P/S	Att.	Comp.	Yds.	Pct.	TD	INT	LG	S/Yds.	Rtg.	Att.	Yds.	Avg.	LG	TD
at Ind. (9/7)*	S	21	13	150	61.9	0	0	29	2/14	83.4	1	10	10.0	10	0
at Car. (9/14)	S	32	19	149	59.4	0	0	32	1/8	71.0	1	-1	-1.0	-1	0
vs. T.B. (9/21)	S	34	22	268	64.7	2	2	27	3/21	83.9	6	21	3.5	12	0
vs. Phi. (9/28)*	S	34	18	199	52.9	3	2	34	4/21	75.5	1	0	0.0	0	0
at Det. (10/5)*	S	34	24	334	70.6	2	0	52	1/6	121.4	1	10	10.0	10	0
at Atl. (10/12)	S	43	26	286	60.5	1	0	22	1/4	87.9	0	0	0.0	—	0
vs. Min. (10/19)*	S	32	21	283	65.6	2	0	51t	2/9	114.5	1	-2	-2.0	-2	0
vs. Det. (11/2)*	S	14	8	108	57.1	0	0	24	1/0	81.8	2	7	3.5	5t	1
vs. Ten. (11/9)					INACTIVE										
at G.B. (11/16)	S	26	13	133	50.0	0	0	36	1/8	65.1	1	0	0.0	0	0
at Stl. (11/23)*	S	28	17	132	60.7	1	0	27	1/6	84.2	1	-1	-1.0	-1	0
at Min. (11/30)	S	29	11	153	37.9	2	3	65t	3/28	39.1	0	0	0.0	—	0
vs. Jac. (12/7)*	S	34	20	219	58.8	2	1	31	1/9	85.3	2	-2	-1.0	-1	0
vs. N.O. (12/11)*	S	40	24	172	60.0	0	2	20	1/1	49.2	4	6	1.5	6t	1
vs. G.B. (12/22)*	S	27	14	142	51.9	1	2	21	3/6	48.7	1	-1	-1.0	-1	0
at Hou. (12/28)	S	37	22	244	59.5	2	0	37	2/19	97.1	2	2	1.0	1t	1
Regular Season Totals	**15/15**	**465**	**272**	**2,972**	**58.5**	**18**	**12**	**65t**	**27/160**	**79.6**	**24**	**49**	**2.0**	**12**	**3**

2009 DENVER (8-8)

		PASSING									RUSHING				
Opponent	P/S	Att.	Comp.	Yds.	Pct.	TD	INT	LG	S/Yds.	Rtg.	Att.	Yds.	Avg.	LG	TD
at Cin. (9/13)*	S	28	17	243	60.7	1	0	87t	3/16	100.7	1	3	3.0	3	0
vs. Cle. (9/20)*	S	37	19	263	51.4	1	0	49	0/0	83.5	2	0	0.0	2	0
at Oak. (9/27)*	S	23	13	157	56.5	1	0	24	0/0	92.1	1	-1	-1.0	-1	0
vs. Dal. (10/4)*	S	29	20	243	69.0	2	0	51t	3/22	117.5	3	0	0.0	1	0
vs. N.E. (10/11)*	S	48	35	330	72.9	2	1	27	2/9	96.7	0	0	0.0	—	0
at S.D. (10/19)*	S	29	20	229	69.0	2	0	52	1/2	115.4	5	11	2.2	8	0
at Bal. (11/1)*	S	37	23	152	62.2	0	0	23	2/18	71.0	1	11	11.0	11	0
vs. Pit. (11/9)*	S	38	23	221	60.5	0	3	20	2/6	43.9	0	0	0.0	—	0
at Was. (11/15)*	S	18	11	193	61.1	2	0	75t	0/0	134.7	1	3	3.0	3	0
vs. S.D. (11/22)	P	29	15	171	51.7	0	1	38	1/7	55.4	0	0	0.0	—	0
vs. NYG (11/26)*	S	28	18	245	64.3	1	1	33	1/10	89.1	1	-1	-1.0	-1	0
at K.C. (12/6)*	S	25	15	180	60.0	2	1	49	3/12	92.1	0	0	0.0	—	0
at Ind. (12/13)*	S	41	29	277	70.7	2	1	23	3/15	95.3	2	11	5.5	9	0
vs. Oak. (12/20)*	S	34	19	278	55.9	1	0	63	3/21	92.5	4	11	2.8	9	0
at Phi. (12/27)*	S	41	27	189	65.9	3	1	26	3/18	90.4	1	7	7.0	7	0
vs. K.C. (1/3)*	S	56	32	431	57.1	1	3	44	2/3	65.4	2	16	8.0	13	0
Regular Season Totals	**16/15**	**541**	**336**	**3,802**	**62.1**	**21**	**12**	**87t**	**29/159**	**86.8**	**24**	**71**	**3.0**	**13**	**0**

2010 DENVER (4-12)

		PASSING									RUSHING				
Opponent	P/S	Att.	Comp.	Yds.	Pct.	TD	INT	LG	S/Yds.	Rtg.	Att.	Yds.	Avg.	LG	TD
at Jac. (9/12)	S	33	21	295	63.6	1	1	41	3/21	89.8	2	12	6.0	7	0
vs. Sea. (9/19)*	S	35	25	307	71.4	2	0	45	1/3	117.2	3	-5	-1.7	-1	0
vs. Ind. (9/26)	S	57	37	476	64.9	1	1	61	1/4	89.5	2	11	5.9	9	0
at Ten. (10/3)*	S	50	35	341	70.0	2	1	41	6/33	93.8	3	11	3.7	8	0
at Bal. (10/10)	S	38	23	314	60.5	2	0	44t	1/7	104.5	0	0	0.0	—	0
vs. NYJ (10/17)	S	34	14	209	41.2	1	0	29	1/8	71.8	3	22	7.3	13	0
vs. Oak. (10/24)	S	29	12	198	41.4	2	1	46	4/33	73.6	2	21	10.5	14	0
at S.F. (London, 10/31)	S	40	28	370	70.0	1	1	71	4/31	96.9	3	18	6.0	8	0
vs. K.C. (11/14)*	S	34	22	296	64.7	4	0	40t	0/0	131.5	1	-1	-1.0	-1	0
at S.D. (11/22)	S	38	24	217	63.2	1	1	21	5/45	76.3	1	4	4.0	4	0
vs. Stl. (11/28)	S	41	24	347	58.5	3	0	41t	3/17	110.5	0	0	0.0	—	0
at K.C. (12/5)	S	28	9	117	32.1	0	0	28	4/31	46.3	0	0	0.0	—	0
at Ari. (12/12)	S	41	19	166	46.3	0	3	20	1/10	27.1	2	5	2.5	5	0
Games 14-16					INACTIVE										
Regular Season Totals	**13/13**	**498**	**293**	**3,653**	**58.8**	**20**	**9**	**71**	**34/243**	**87.5**	**22**	**98**	**4.5**	**14**	**0**

LONIE PAXTON

6-2 • 270 • 12th Yr. • Sacramento State

Born: March 13, 1978, in Orange, Calif.
High School: Centennial High School, Corona, Calif.
Acquired: Unrestricted Free Agent (New England), 2009
NFL Year: 12th • **Year with Broncos:** 3rd
NFL Games Played/Started: 173/0 • **Postseason:** 14/0

66

LONG SNAPPER

PAXTON AT A GLANCE:

- A 12th-year long snapper and three-time Super Bowl champion who enters his third season with the Broncos having played 187 of a possible 193 games (regular season and postseason) during his NFL career with Denver (2009-10) and New England (2000-08).
- Participated in 122 wins (122-65 / .652) for his NFL career.
- Handled all of the long snapping duties for the Broncos the last two years after helping the Patriots to three Super Bowl titles (XXXVI in 2001, XXXVIII in '03 and XXXIX in '04), four AFC Championship Game wins, six division titles and eight winning seasons.
- Has not missed a game in the last seven seasons, handling long snapping duties for 112 consecutive games and 123 overall contests dating back to 2004.
- Owns 21 career special-teams tackles (18 regular season, 3 postseason).
- Snapped for three Pro Bowl seasons by Patriots kickers (Adam Vinatieri in 2002 and '04; Stephen Gostkowski in '08).
- Started all four seasons along the offensive line and served as long snapper at Sacramento State University.
- Joined the Broncos as an unrestricted free agent on Feb. 27, 2009.
- Entered the NFL with New England as a college free agent on April 19, 2000.

CAREER TRANSACTIONS: Signed by New England as a college free agent 4/19/00; Placed on injured reserve by New England 12/10/03; Signed by Denver as an unrestricted free agent 2/27/09.

2010: Paxton played all 16 games for the seventh consecutive season and equaled his career high with three special-teams tackles.

2009: Paxton was Denver's long snapper for all 16 games... Appeared in his 100th consecutive game (regular season and playoffs) at Was. (11/15)... Registered one special-teams stop at Phi. (12/27).

2008: Paxton played all 16 games for the fifth consecutive year with New England, handling long snapping duties for the club... Snapped for kicker Stephen Gostkowski, who earned the first Pro Bowl selection of his career and was named a first-team All-Pro (Associated Press)... Posted one special-teams tackle.

2007: Paxton served as the Patriots' long snapper for all 16 games, helping the club become the first team in NFL history to post a 16-0 regular-season record... Made two special-teams tackles... Saw time in all three playoff games, including Super Bowl XLII vs. NYG (2/3).

2006: Paxton handled long snapping duties for all 16 regular-season games and all three playoff contests for the Patriots, including the AFC Championship Game at Ind. (1/21)... Tied a career high with three special-teams tackles.

2005: Paxton was New England's long snapper for all 16 regular-season games and both playoff contests... Posted three special-teams tackles in the regular season and had two stops on coverage in the playoffs... Helped punter Josh Miller rank fourth in the NFL with a 45.1-yard gross punting average.

2004: Paxton served as the Patriots' long snapper for all 16 regular-season games and all three playoff contests, including their Super Bowl XXXIX win vs. Phi. (2/6)... Helped kicker Adam Vinatieri lead the NFL in field goal percentage (93.9 / 31-of-33) to earn first-team All-Pro honors (Associated Press) as well as a Pro Bowl selection... Made one special-teams tackle in the regular season before adding a stop in the playoffs.

2003: Paxton snapped on every punt, extra point and field goal attempt through the first 13 games of the year for the eventual Super Bowl-champion Patriots before being placed on injured reserve on Dec. 10... Finished the year with one tackle on special teams.

2002: Paxton handled long snapping duties for New England during all 16 games... Had one special-teams tackle... Helped kicker Adam Vinatieri earn the first Pro Bowl selection of his career along with first-team All-Pro honors (Associated Press).

2001: Paxton was New England's long snapper for all 16 regular-season games and all three postseason contests, including Super Bowl XXXVI vs. Stl. (2/3)... Made one special-teams tackle during the year... Snapped for kicker Adam Vinatieri's 48-yard game-winning field goal vs. Stl. (2/3) in Super Bowl XXXVI.

2000: Paxton entered the NFL with New England as a college free agent on April 19 and snapped on every punt, extra point and field goal attempt during all 16 games for the Patriots... Had one special-teams tackle.

COLLEGE: Paxton was a four-year starter along the offensive line at Sacramento State University who also handling long snapping duties... Started at guard as a senior, helping Sacramento State lead the Big Sky Conference and rank 13th in Division I-AA with a 234.2 rushing yards per game average... Was part of an offensive line that blocked for Division I-AA leading rusher Charles Roberts as a junior.

PERSONAL: Paxton was a team captain at Centennial High School in Corona, Calif., and was an offensive and defensive starter for three seasons... Serves as vice president of Active Force Foundation, which offers disabled individuals the opportunity to pursue an active lifestyle... Held a charity bowling event in Denver through his foundation on the first night of the 2010 NFL Draft... Leonidas E. Paxton was born on March 13, 1978, in Orange, Calif.

PAXTON'S REGULAR SEASON RECORD

Year	Club	G	S
2000	New England	16	0
2001	New England	16	0
2002	New England	16	0
2003	New England	13	0
2004	New England	16	0
2005	New England	16	0
2006	New England	16	0
2007	New England	16	0
2008	New England	16	0
2009	Denver	16	0
2010	Denver	16	0
CAREER TOTALS		**173**	**0**
BRONCOS TOTALS		**32**	**0**

ADDITIONAL STATISTICS: *Special teams tackles — 2000 (1), 2001 (1), 2002 (1), 2003 (1), 2004 (1), 2005 (3), 2006 (3), 2007 (2), 2008 (1), 2009 (1), 2010 (3), TOTAL (18). Recovered one fumble on punt coverage at St. Louis (11/7/04).*

PAXTON'S POSTSEASON RECORD

Year	Club	G	S
2001	New England	3	0
2004	New England	3	0
2005	New England	2	0
2006	New England	3	0
2007	New England	3	0
CAREER TOTALS		**14**	**0**

ADDITIONAL STATISTICS: *Special teams tackles — 2004 (1), 2005 (2), TOTAL (3).*



MATT PRATER

5-10 • 195 • 5th Yr. • Central Florida

Born: Aug. 10, 1984, in Mayfield Heights, Ohio
High School: Estero High School, Estero, Fla.
Acquired: Practice-Squad Signee (Miami), 2007
NFL Year: 5th • **Year with Broncos:** 5th
NFL Games Played/Started: 48/0

5

KICKER

PRATER AT A GLANCE:

- A fifth-year kicker who is the franchise's leader in field goal accuracy, having converted 71-of-87 (.816) field goal attempts in his four seasons with the Broncos.
- Owns the best field goal percentage from 50+ yards (.750 / 9-of-12) in NFL history among players who started their career after 1970 (min. 10 att.).
- Converted 18 consecutive field goal attempts, spanning the last eight games in 2009 and the first six contests in 2010, to represent the third-longest such streak in Broncos history.
- Tied for the second-most touchbacks on kickoffs (67) and the fifth-most 50-yard field goals (9) in the NFL during the last three years with the Broncos.
- Owns two AFC Special Teams Player of the Week awards (2008 and '09) and one AFC Special Teams Player of the Month recognition (September '09) for his NFL career.
- Made 16-of-18 field goals in 2010 to represent the second-highest single-season field goal percentage (.889) in team history (min. 10 att.).
- Set a Broncos single-season record and tied for second in the league with 28 touchbacks on kickoffs in 2009.
- Tied the Broncos' single-season record and ranked fourth in the NFL with five 50-yard field goals, including a career-long 56-yarder as well as two 50-yarders in one game, in 2008.
- Finished his career at the University of Central Florida tied for first in school history in field goals made (50) and ranked fourth in scoring (258 pts.).
- Joined the Broncos from Miami's practice squad on Dec. 19, 2007.
- Entered the NFL with Detroit as a college free agent on May 4, 2006.

CAREER TRANSACTIONS: Signed by Detroit as a college free agent 5/4/06; Waived by Detroit 8/28/06; Signed by Miami to a future contract 1/4/07; Waived by Miami 8/27/07; Signed by Atlanta 8/30/07; Waived by Atlanta 9/18/07; Signed by Miami (practice squad) 11/14/07; Signed by Denver (active roster) 12/19/07. Placed on injured reserve (groin) by Denver 12/23/10.

2010: Prater played 12 games and converted 16-of-18 field goals to go along with 28-of-29 extra point attempts to record the second-highest single-season field goal percentage (.889) in team history... Kicked off 54 times for

PRATER SHOWS LEG STRENGTH

HIGHEST 50-YD. FIELD GOAL PCT., NFL, SINCE 1970 (min. 10 att.)

	Player	Md.	Att.	Pct.
1.	**Matt Prater, Den**	**9**	**12**	**75.0**
2.	Tony Zendejas, LAN/Hou.	17	23	73.9
3.	Jeff Wilkins, Stl./S.F./Phi.	26	36	72.2
4.	Mike Hollis, Buf./Jac.	13	19	68.4
5.	Josh Brown, Stl./Sea.	28	41	68.3

LONGEST FIELD GOALS, BRONCOS HISTORY

	Player	Opponent	Length
1.	Jason Elam	vs. Jac., 10/25/98	63*
2.	**Matt Prater**	**vs. NYJ, 10/17/10**	**59**
3.	Fred Steinfort	vs. Was., 10/13/80	57
4.	**Matt Prater**	**at K.C., 9/28/08**	**56**
	Jason Elam	at Hou., 11/26/95	56

** - Tied NFL record*

PRATER SHOWS ACCURACY

BEST FIELD GOAL PERCENTAGE, BRONCOS HISTORY

	Player	Md.	Att.	Pct.
1.	**Matt Prater, 2007-Pres.**	**71**	**87**	**81.6**
2.	Jason Elam, 1993-2007	395	490	80.6
3.	David Treadwell, 1989-92	99	127	78.0
4.	Rich Karlis, 1982-88	137	193	71.0
5.	Fred Steinfort, 1979-81	43	64	67.2
6.	Jim Turner, 1971-79	151	232	65.1
7.	Gene Mingo, 1960-64	72	119	60.5

BEST FG PCT. FOR A SEASON, BRONCOS HISTORY

	Player	Md.	Att.	Pct.
1.	Jason Elam, 2006	27	29	93.1
2.	**Matt Prater, 2010**	**16**	**18**	**88.9**
3.	Jason Elam, 2003	27	31	87.1
	Jason Elam, 2007	27	31	87.1
5.	Jason Elam, 2001	31	36	86.1
6.	**Matt Prater, 2009**	**30**	**35**	**85.7**
7.	Jason Elam, 2004	29	34	85.3

3,638 yards (67.4 avg.) with 20 touchbacks... Converted his 18th consecutive field goal attempt vs. NYJ (10/17)—a career-long 59-yarder—dating to the ninth game of the 2009 season to mark the third-longest such streak in team history... Saw his streak of 15 consecutive games with a field goal (T-3rd longest in Broncos history) end in Week 7 vs. Oak. (10/24) when he did not attempt a field goal... Inactive in Weeks 14-15 before being placed on injured reserve on Dec. 23 with a groin injury.

2009: Prater played all 16 games for the Broncos, converting 30-of-35 (.857) field goal attempts along with all 32 extra point attempts while kicking off 77 times for 5,304 yards (68.9 avg.) with 28 touchbacks... Tied for third in the NFL as well as in Broncos history for a year in field goals (30)... Tied for fifth in team history in field goal percentage (.857)... Set a club record and tied for second in the league with 28 touchbacks... Became the fifth Bronco with multiple 100-point seasons with 122 points that tied for seventh in the league... Made 19 of his final 20 field goal attempts... Converted 2-of-3 50-yard attempts... Had one special-teams tackle... Named AFC Special Teams Player of the Month for September after totaling 41 points, converting 9-of-10 field goals and all 14 extra points, in addition to registering seven touchbacks on kickoffs... Made a game-winning 41-yard field goal in overtime vs. N.E. (10/11)... Enjoyed a career night on Thanksgiving vs. NYG (11/26), making all four field goal attempts and posting five touchbacks on kickoffs to earn AFC Special Teams Player of the Week honors.

2008: Prater played all 16 games for Denver in his first full NFL season, converting 25-of-34 (.735) field goal attempts along with 39-of-40 (.975) extra point attempts while kicking off 82 times for 5,387 yards (65.7 avg.) with 19 touchbacks... Had three special-teams tackles...Tied the Broncos' single-season record and ranked fourth in the NFL with five 50-yard field goals in six attempts... Notched his first 100-point season (114 pts.), becoming the ninth different Bronco to reach that mark... Became the third Bronco—and the first to do so on the road—to hit two 50-yard field goals (56, 51 yds.) in the same game at K.C. (9/28)... 56-yarder against the Chiefs was a career long and tied for the third-longest field goal in Denver annals as well as in the NFL in 2008... Named AFC Special Teams Player of the Week after making all three field goal attempts, including a 55-yarder, vs. T.B. (10/5).

2007: Prater played four games, seeing action in two games with both Atlanta and Denver... Made 1-of-4 field goal attempts and his lone extra point attempt (all with Atlanta) while kicking off 11 times for 756 yards (68.7 avg.) with five touchbacks... Spent training camp with Miami but was waived on Aug. 27 before signing with Atlanta on Aug. 30... Waived by Atlanta on Sept. 18 before joining Miami's practice squad on Nov. 14... Signed with Denver's active roster on Dec. 19.

2006: Prater entered the NFL with Detroit as college free agent on May 4... Waived by Detroit on Aug. 28... Made all four field goal attempts and both extra point attempts in the preseason with the Lions.

COLLEGE: Prater played 46 career games at the University of Central Florida, finishing his career tied for first in school history in field goals made (50) and ranked fourth in scoring (258 pts.)... Converted 50-of-74 (.676) career field goal attempts with a 53-yard long... Made 17-of-26 (.654) field goal attempts as a senior with a 49-yard long for UCF.

PERSONAL: Prater was a second-team all-state selection as a senior at Estero High School in Estero, Fla.... Also named first-team all-conference and all-Southwest Florida... Connected on 56-of-58 extra point attempts and made 14 field goals while placing 84 percent of his kickoffs into the end zone for Estero... Majored in psychology at Central Florida... Matt Prater was born on Aug. 10, 1984, in Mayfield Heights, Ohio.

PRATER'S REGULAR SEASON RECORD

			FIELD GOALS								PATs		
Year	**Club**	**G**	**1-19**	**20-29**	**30-39**	**40-49**	**50-59**	**60+**	**TOTAL**	**Pct.**	**Md./Att.**	**Pct.**	**Pts.**
2006	OUT OF FOOTBALL												
2007	Den./Mia./Atl.	4	0/0	0/1	0/0	1/3	0/0	0/0	1/4	.250	1/1	1.000	4
2008	Denver	16	0/0	7/8	8/9	5/11	5/6	0/0	25/34	.735	39/40	.975	114
2009	Denver	16	0/0	14/14	6/8	8/10	2/3	0/0	30/35	.857	32/32	1.000	122
2010	Denver	12	0/0	3/3	7/7	4/5	2/3	0/0	16/18	.889	28/29	.966	76
CAREER TOTALS		**48**	**0/0**	**24/26**	**21/24**	**18/29**	**9/12**	**0/0**	**72/91**	**.791**	**100/102**	**.980**	**316**
BRONCOS TOTALS		**46**	**0/0**	**24/25**	**21/24**	**17/26**	**9/12**	**0/0**	**71/87**	**.816**	**99/101**	**.980**	**312**

ADDITIONAL STATISTICS: *Kickoffs — 2007 (11 for 756 yds., 68.7 avg., 5 TBs), 2008 (82 for 5,387 yds., 65.7 avg., 19 TBs), 2009 (77 for 5,304 yds., 68.9 avg., 28 TBs), 2010 (54 for 3,638 yds., 67.4 avg., 20 TBs), TOTAL (224 for 15,085 yds., 67.3 avg., 72 TBs). Special teams tackles — 2008 (3), 2009 (1), 2010 (1), TOTAL (5). Miscellaneouss tackles — 2010 (1), TOTAL (1).*

PRATER'S SINGLE-GAME HIGHS

(Postseason in parentheses)

Field goals made — 4, four times, last at Tennessee, 10/3/10 (none). **Field goals attempted** — 5 at Kansas City, 9/28/08 (none). **Longest field goal made** — 59 vs. N.Y. Jets, 10/17/10 (none). **Longest field goal attempted** — 59 vs. N.Y. Jets, 10/17/10 (none). **Consecutive field goals made** — 18, 11/1/09-10/17/10 (none). **PATs made** — 7 vs. Kansas City, 11/14/10 (none). **PATs attempted** — 7 vs. Kansas City, 11/14/10 (none). **Consecutive PATs made** — 38, 9/16/07-12/28/08 (none); **Points scored** — 14, three times, last at Tennessee, 10/3/10 (none). **Consecutive games with a field goal** — 15, 11/9/09-10/17/10 (none). **Kickoffs** — 9, at Kansas City, 12/6/09 (none). **Touchbacks on kickoffs** — 5, twice, last vs. Seattle, 9/19/10 (none).

MATT PRATER'S CAREER GAME-BY-GAME

(Victories asterisked)

2007 ATL. (4-12) / DEN. (7-9)

			FIELD GOALS								PATs		
Date	**Opponent**	**P**	**10-19**	**20-29**	**30-39**	**40-49**	**50-59**	**60+**	**TOTAL**	**Pct.**	**Md./Att.**	**Pct.**	**Pts.**
Sep 9	at Minnesota	P	0/0	0/0	0/0	1/2	0/0	0/0	1/2	.500	0/0	—	3
Sep 16	at Jacksonville	P	0/0	0/1	0/0	0/1	0/0	0/0	0/2	—	1/1	1.000	1
	WAIVED BY ATLANTA ON SEPT. 18 / SIGNED BY DENVER ON DEC. 19												
Games 15-16	USED ONLY FOR KICKOFFS												
Regular Season Totals		**4**	**0/0**	**0/1**	**0/0**	**1/3**	**0/0**	**0/0**	**1/4**	**.250**	**1/1**	**1.000**	**4**

2008 DENVER (8-8)

			FIELD GOALS								PATs		
Date	**Opponent**	**P**	**10-19**	**20-29**	**30-39**	**40-49**	**50-59**	**60+**	**TOTAL**	**Pct.**	**Md./Att.**	**Pct.**	**Pts.**
Sep 8	at Oakland*	P	0/0	1/1	0/0	1/1	0/0	0/0	2/2	1.000	5/5	1.000	11
Sep 14	vs. San Diego*	P	0/0	0/0	0/0	0/0	1/1	0/0	1/1	1.000	4/4	1.000	7
Sep 21	vs. New Orleans*	P	0/0	1/1	1/1	0/0	0/0	0/0	2/2	1.000	4/4	1.000	10
Sep 28	at Kansas City	P	0/0	1/2	1/1	0/0	2/2	0/0	4/5	.800	1/1	1.000	13
Oct 5	vs. Tampa Bay*	P	0/0	1/1	0/0	1/1	1/1	0/0	3/3	1.000	1/1	1.000	10
Oct 12	vs. Jacksonville	P	0/0	0/0	1/1	0/0	0/0	0/0	1/1	1.000	2/2	1.000	5
Oct 20	at New England	P	0/0	0/0	0/0	0/0	0/0	0/0	0/0	—	1/1	1.000	1
Nov 2	vs. Miami	P	0/0	0/0	0/0	0/1	1/1	0/0	1/2	.500	2/2	1.000	5
Nov 6	at Cleveland*	P	0/0	0/0	2/3	0/0	0/0	0/0	2/3	.667	4/4	1.000	10
Nov 16	at Atlanta*	P	0/0	1/1	0/0	0/1	0/0	0/0	1/2	.500	3/3	1.000	6
Nov 23	vs. Oakland	P	0/0	0/0	0/0	1/3	0/0	0/0	1/3	.333	1/1	1.000	4
Nov 30	at N.Y. Jets*	P	0/0	1/1	1/1	0/0	0/0	0/0	2/2	1.000	4/4	1.000	10
Dec 7	vs. Kansas City*	P	0/0	0/0	1/1	0/1	0/0	0/0	1/2	.500	3/3	1.000	6
Dec 14	at Carolina	P	0/0	0/0	0/0	1/2	0/0	0/0	1/2	.500	1/1	1.000	4
Dec 21	vs. Buffalo	P	0/0	1/1	1/1	1/1	0/1	0/0	3/4	.750	2/2	1.000	11
Dec 28	at San Diego	P	0/0	0/0	0/0	0/0	0/0	0/0	0/0	—	1/2	.500	1
Regular Season Totals		**16**	**0/0**	**7/8**	**8/9**	**5/11**	**5/6**	**0/0**	**25/34**	**.735**	**39/40**	**.975**	**114**

2009 DENVER (8-8)

			FIELD GOALS								PATs		
Date	**Opponent**	**P**	**10-19**	**20-29**	**30-39**	**40-49**	**50-59**	**60+**	**TOTAL**	**Pct.**	**Md./Att.**	**Pct.**	**Pts.**
Sep 13	at Cincinnati*	P	0/0	0/0	0/0	1/1	1/1	0/0	2/2	1.000	0/0	—	6
Sep 20	vs. Cleveland*	P	0/0	1/1	1/3	0/0	0/0	0/0	2/4	.500	3/3	1.000	9
Sep 27	at Oakland*	P	0/0	2/2	0/0	1/1	0/0	0/0	3/3	1.000	2/2	1.000	11
Oct 4	vs. Dallas*	P	0/0	1/1	0/0	0/0	0/0	0/0	1/1	1.000	2/2	1.000	5
Oct 11	vs. New England*	P	0/0	1/1	0/0	1/2	0/0	0/0	2/3	.667	2/2	1.000	8
Oct 19	at San Diego*	P	0/0	1/1	1/1	0/0	0/1	0/0	2/3	.667	4/4	1.000	10
Nov 1	at Baltimore	P	0/0	0/0	0/0	0/0	0/0	0/0	0/0	—	1/1	1.000	1
Nov 9	vs. Pittsburgh	P	0/0	0/0	0/0	1/1	0/0	0/0	1/1	1.000	1/1	1.000	4
Nov 15	at Washington	P	0/0	1/1	0/0	0/0	0/0	0/0	1/1	1.000	2/2	1.000	5
Nov 22	vs. San Diego	P	0/0	1/1	0/0	0/0	0/0	0/0	1/1	1.000	0/0	—	3
Nov 26	vs. N.Y. Giants*	P	0/0	2/2	1/1	1/1	0/0	0/0	4/4	1.000	2/2	1.000	14
Dec 6	at Kansas City*	P	0/0	0/0	2/2	1/1	0/0	0/0	3/3	1.000	5/5	1.000	14
Dec 13	at Indianapolis	P	0/0	1/1	0/0	0/1	0/0	0/0	1/2	.500	1/1	1.000	4
Dec 20	vs. Oakland	P	0/0	2/2	0/0	1/1	1/1	0/0	4/4	1.000	1/1	1.000	13
Dec 27	at Philadelphia	P	0/0	0/0	1/1	1/1	0/0	0/0	2/2	1.000	3/3	1.000	9
Jan 3	vs. Kansas City	P	0/0	1/1	0/0	0/0	0/0	0/0	1/1	1.000	3/3	1.000	6
Regular Season Totals		**16**	**0/0**	**14/14**	**6/8**	**8/10**	**2/3**	**0/0**	**30/35**	**.857**	**32/32**	**1.000**	**122**

2010 DENVER (4/12)

			FIELD GOALS								PATs		
Date	**Opponent**	**P**	**10/19**	**20/29**	**30/39**	**40/49**	**50/59**	**60+**	**TOTAL**	**Pct.**	**Md./Att.**	**Pct.**	**Pts.**
Sep 12	at Jacksonville	P	0/0	0/0	0/0	0/0	1/1	0/0	1/1	1.000	2/2	1.000	5
Sep 19	vs. Seattle*	P	0/0	1/1	0/0	0/0	0/0	0/0	1/1	1.000	4/4	1.000	7
Sep 26	vs. Indianapolis	P	0/0	1/1	1/1	0/0	0/0	0/0	2/2	1.000	1/1	1.000	7
Oct 3	at Tennessee*	P	0/0	0/0	4/4	0/0	0/0	0/0	4/4	1.000	2/2	1.000	14
Oct 10	at Baltimore	P	0/0	0/0	1/1	0/0	0/0	0/0	1/1	1.000	2/2	1.000	5
Oct 17	vs. N.Y. Jets	P	0/0	0/0	0/0	1/2	1/1	0/0	2/3	.667	2/2	1.000	8
Oct 24	vs. Oakland	P	0/0	0/0	0/0	0/0	0/0	0/0	0/0	—	2/2	1.000	2
Oct 31	at S.F. (London)	P	0/0	0/0	1/1	0/0	0/0	0/0	1/1	1.000	1/2	.500	4
Nov 14	vs. Kansas City*	P	0/0	0/0	0/0	0/0	0/1	0/0	0/1	.000	7/7	1.000	7
Nov 22	at San Diego	P	0/0	0/0	0/0	0/0	0/0	0/0	0/0	—	2/2	1.000	2
Nov 28	vs. St. Louis	P	0/0	0/0	0/0	2/2	0/0	0/0	2/2	1.000	3/3	1.000	8
Dec 5	at Kansas City	P	0/0	1/1	0/0	1/1	0/0	0/0	2/2	1.000	0/0	—	6
Games 13/14	INACTIVE												
	PLACED ON INJURED RESERVE (GROIN) ON DEC. 23												
Regular Season Totals		**13/0**	**0/0**	**3/3**	**7/7**	**4/5**	**2/3**	**0/0**	**16/18**	**.816**	**28/29**	**.966**	**76**



BRADY QUINN

6-3 • 235 • 5th Yr. • Notre Dame

Born: Oct. 27, 1984, in Columbus, Ohio
High School: Coffman High School, Dublin, Ohio
Acquired: Trade (Cleveland), 2010
NFL Year: 5th • **Year with Broncos:** 2nd
NFL Games Played/Started: 14/12

9

QUARTERBACK

QUINN AT A GLANCE:

- A fifth-year quarterback who enters his second season with the Broncos having seen time in 14 games (12 starts) during his first three professional seasons with Cleveland.
- Registered a career-high nine starts for the Browns in 2009, setting personal bests in passing yards (1,339), completions (136) and touchdowns (8) while registering 150 consecutive pass attempts without an interception in the second half of the year.
- Posted single-game career highs in passing yards (304) and touchdown passes (4) at Detroit (11/22/09) before completing a personal-best 25 passes vs. San Diego (12/6/09).
- Started three consecutive games for Cleveland midway through the 2008 season, completing 45-of-89 passes for 518 yards with two touchdowns and two interceptions during that stretch.
- Made the first start of his NFL career on *Thursday Night Football* vs. Denver (11/6/08), completing 23-of-35 (65.7%) passes for 239 yards with two touchdowns and no interceptions for a 104.3 passer rating, after seeing time in the Browns' season finale as a rookie in 2007.
- Set 36 records during four years at the University of Notre Dame, including passing yards (11,742 - 10th most in NCAA history) and touchdown passes (95 - 9th most in NCAA history).
- Registered the 10th-most passing yards in the nation as a senior at Notre Dame in 2006 en route to winning the Maxwell Award (nation's most outstanding player) and the Johnny Unitas Golden Arm Award (nation's top senior quarterback).
- Joined the Broncos on March 14, 2010, in a trade with Cleveland in exchange for running back Peyton Hillis, a sixth-round pick in the '11 NFL Draft and a conditional 2012 draft choice.
- Selected by Cleveland in the first round (22nd overall) of the 2007 NFL Draft.

CAREER TRANSACTIONS: Signed by Cleveland as a draft choice 8/7/07; Placed on injured reserve (finger) by Cleveland 11/26/08; Placed on injured reserve (foot) by Cleveland 12/22/09; Traded to Denver 3/14/10.

2010: Quinn was inactive for 12 games (third quarterback) and did not play in the other four games in which he was active.

2009: Quinn played 10 games (9 starts) for Cleveland, completing 136-of-256 (53.1%) passes for 1,339 yards with eight touchdowns and seven interceptions (67.2 rtg.)... Also rushed for 98 yards on 20 carries (4.9 avg.) with one touchdown... Caught one pass for 18 yards at Cin. (11/29)... Placed on injured reserve (foot) on Dec. 22... Posted a streak of 150 pass attempts without an interception from Games 10-13, registering seven touchdown passes during that time... Placed sixth in the league among quarterbacks in yards per rush (4.9) while totaling the 12th-most rushing first downs (10) in the NFL among passers... Had a career-high 304 passing yards, completing 21-of-33 passes, and threw a personal-best four touchdown passes with no interceptions for a career-high 133.1 passer rating at Det. (11/22)... Completed a career-high 25 passes on 45 attempts for 271 yards with three touchdowns and no interceptions for a 95.7 passer rating vs. S.D. (12/6).

2008: Quinn started three consecutive games (Games 9-11) for the Browns midway through the season, completing 45-of-89 (50.6%) passes for 518 yards with two touchdowns and two interceptions for a 66.6 passer rating... Added five rushes for 21 yards (4.2 avg.)... Placed on injured reserve (finger) on Nov. 26... Made the first start of his NFL career on *Thursday Night Football* vs. Den. (11/6/08), completing 23-of-35 (65.7%) passes for 239 yards with two touchdowns and no interceptions for a 104.3 passer rating.

2007: Selected by Cleveland in the first round (22nd overall) of the 2007 NFL Draft, Quinn played one game (0 starts) for the Browns as a rookie, completing 3-of-8 passes (37.5%) for 45 yards (56.8 rtg.) in the season finale vs. S.F. (12/30)... Inactive for the season opener and did not play in Games 2-15.

COLLEGE: Quinn tied a University of Notre Dame record with 29 career starts during four years with the Fighting Irish... Set 36 school records at Notre Dame, including career pass attempts (1,602), completions (929), passing yards (11,742), yards per game (239.6), touchdown passes (95) and lowest interception percentage (2.43)... Finished his career at Notre Dame ranked in the top 10 in NCAA Division-I history in career pass attempts (7th), passing yards (10th) and touchdown passes (ninth)... Ranked 11th nationally in total offense (269 ypg.) and 10th in passing yards (3,426) as a senior en route to winning the Maxwell Award (nation's most outstanding player) and the Johnny Unitas Golden Arm Award (nation's top senior quarterback)... Set a school record and an NCAA season high with 226 consecutive passes without an interception as a junior.

PERSONAL: Quinn attended Coffman High School in Dublin, Ohio, where he was named the Ohio Capital Conference Offensive Player of the Year by the *Columbus Dispatch* and was an all-state selection as a senior after completing 143-of-258 passes for 2,149 yards with 25 touchdowns and four interceptions... Helped his team post an 8-3 mark as a senior and participated in the U.S. Army All-American Bowl in San Antonio... Lettered three times in baseball, earning all-conference recognition as a junior... Participated in the NFL and NFL Players Association three-day business management and entrepreneurial workshop at the Kellogg School of Management at Northwestern University... Sister, Laura, is married to former Ohio State All-American and current Green Bay Packers linebacker A.J. Hawk... Brady Quinn was born on Oct. 27, 1984, in Columbus, Ohio.

QUINN'S REGULAR SEASON RECORD

		PASSING														
Year	Club	G	S	Att.	Comp.	Pct.	Yds.	Yds./Att.	TD	%	Int.	%	LG	Sack/Yds.	Rtg.
2007	Cleveland	1	0	8	3	37.5	45	5.6	0	0.0	0	0.0	18	0/0	56.8
2008	Cleveland	3	3	89	45	50.6	518	5.8	2	2.2	2	2.2	42	1/9	66.6
2009	Cleveland	10	9	256	136	53.1	1,339	5.2	8	3.1	7	2.7	59t	19/104	67.2
2010	Denver	0	0	0	0	0.0	0	0.0	0	0.0	0	0.0	—	0/0	0.0
CAREER TOTALS		**14**	**12**	**353**	**184**	**52.1**	**1,902**	**5.4**	**10**	**2.8**	**9**	**2.5**	**59t**	**20/113**	**66.8**

		RUSHING					SCORING					
Year	Club	Att.	Yds.	Avg.	LG	TD	TD	TDr	TDp	TDrt	2pt	Pts.
2007	Cleveland	0	0	0.0	—	0	0	0	0	0	0	0
2008	Cleveland	5	21	4.2	12	0	0	0	0	0	0	0
2009	Cleveland	20	98	4.9	24	1	1	1	0	0	0	6
2010	Denver	0	0	0.0	—	0	0	0	0	0	0	0
CAREER TOTALS		**25**	**119**	**4.8**	**24**	**1**	**1**	**1**	**0**	**0**	**0**	**6**

ADDITIONAL STATISTICS: *Fumble recoveries — 2009 (1), TOTAL (1). Receiving — 2009 (1-18), TOTAL (1-18).*

QUINN'S SINGLE-GAME HIGHS

(Postseason in parentheses)

Pass attempts — 45 vs. San Diego, 12/6/09 (none). **Pass completions** — 25 vs. San Diego, 12/6/09 (none). **Passing yards** — 304 at Detroit, 11/22/09 (none). **Completion percentage (min. 10 att.)** — 63.6% (21-33) at Detroit, 11/22/09 (none). **Touchdown passes** — 4 at Detroit, 11/22/09. **Longest pass completion** — 59t at Detroit, 11/22/09 (none). **Rushing attempts** — 4, twice, last at Kansas City, 12/20/09 (none). **Rushing yards** — 39 at Kansas City, 12/20/09 (none). **Longest rush** — 24 at Kansas City, 12/20/09 (none). **Rushing touchdowns** — 1 at Cincinnati, 11/29/09 (none).

QUINN'S 300-YARD PASSING GAMES (1)

**denotes win (Quinn's teams are 0-1 when he records 300 or more yards passing in a game.)*

	Passing									Rushing				
Opponent (Date)	Att.	Comp.	Yds.	Pct.	TD	INT	LG	S/Yds.	Rtg.	Att.	Yds.	Avg.	LG	TD
at Detroit (11/22/09)	33	21	304	63.6	4	0	59t	1/6	133.1	2	4	2.0	2	0

BRADY QUINN'S CAREER GAME-BY-GAME

(Victories asterisked)

2007 CLEVELAND (10-6)		PASSING									RUSHING				
Opponent	P/S	Att.	Comp.	Yds.	Pct.	TD	INT	LG	S/Yds.	Rtg.	Att.	Yds.	Avg.	LG	TD
vs. Pit. (9/9)	INACTIVE (3rd QB)														
Games 2-15	DID NOT PLAY														
vs. S.F. (12/30)*	P	8	3	45	37.5	0	0	18	0/0	56.8	0	0	0.0	—	0
Regular Season Totals	**1/0**	**8**	**3**	**45**	**37.5**	**0**	**0**	**18**	**0/0**	**56.8**	**0**	**0**	**0.0**	**—**	**0**

2008 CLEVELAND (4-12)		PASSING									RUSHING				
Opponent	P/S	Att.	Comp.	Yds.	Pct.	TD	INT	LG	S/Yds.	Rtg.	Att.	Yds.	Avg.	LG	TD
Games 1-8	DID NOT PLAY														
vs. Den. (11/6)	S	35	23	239	65.7	2	0	30	0/0	104.3	1	3	3.0	3	0
at Buf. (11/17)*	S	36	14	185	38.9	0	0	23	1/9	55.9	4	18	4.5	12	0
vs. Hou. (11/23)	S	18	8	94	44.4	0	2	42	0/0	21.3	0	0	0.0	—	0
Games 12-16	PLACED ON INJURED RESERVE (FINGER) 11/26/08														
Regular Season Totals	**3/3**	**89**	**45**	**518**	**50.6**	**2**	**2**	**42**	**1/9**	**66.6**	**5**	**21**	**4.2**	**12**	**0**

DID YOU KNOW?

The Broncos' record for consecutive wins against NFC clubs is six games, set twice in team history. Denver won six consecutive games against the NFC from 2001-03 and from 1980-81.

2009 CLEVELAND (5-11)	PASSING										RUSHING				
Opponent	P/S	Att.	Comp.	Yds.	Pct.	TD	INT	LG	S/Yds.	Rtg.	Att.	Yds.	Avg.	LG	TD
vs. Min. (9/13)	S	35	21	205	60.0	1	1	26	5/26	74.1	2	21	10.5	11	0
at Den. (9/20)	S	31	18	161	58.1	0	1	24	4/15	58.7	3	4	1.3	5	0
at Bal. (9/27)	S	8	6	34	75.0	0	1	12	1/5	42.7	2	9	4.5	7	0
Games 4-7	DID NOT PLAY														
at Chi. (11/1)	P	3	1	0	33.3	0	0	9	0/0	42.4	0	0	0.0	—	0
vs. Bal. (11/16)	S	31	13	99	41.9	0	2	30	4/25	23.5	2	1	0.5	2	0
at Det. (11/22)	S	33	21	304	63.6	4	0	59t	1/6	133.1	2	4	2.0	2	0
at Cin. (11/29)	S	34	15	100	44.1	0	0	24	1/7	51.3	2	10	5.0	9t	1
vs. S.D. (12/6)	S	45	25	271	55.6	3	0	43	2/14	95.7	2	8	4.0	7	0
vs. Pit. (12/10)*	S	19	6	90	31.6	0	0	37	1/6	48.1	1	2	2.0	2	0
at K.C. (12/20)*	S	17	10	66	58.8	0	2	11	0/0	27.7	4	39	9.8	24	0
Games 15-16	PLACED ON INJURED RESERVE (FOOT) 12/22/09														
Regular Season Totals	**10/9**	**256**	**136**	**1,339**	**53.1**	**8**	**7**	**59T**	**19/104**	**67.2**	**20**	**98**	**4.9**	**24**	**1**

2010 DENVER (4-12)	PASSING										RUSHING				
Opponent	P/S	Att.	Comp.	Yds.	Pct.	TD	INT	LG	S/Yds.	Rtg.	Att.	Yds.	Avg.	LG	TD
Games 1-2	INACTIVE (3rd QB)														
vs. Ind. (9/26)	DID NOT PLAY														
Games 4-13	INACTIVE (3rd QB)														
Games 14-16	DID NOT PLAY														
Regular Season Totals	**0/0**	**0**	**0**	**0**	**0.0**	**0**	**0**	**—**	**0/0**	**0.0**	**0**	**0**	**0.0**	**—**	**0**

RICHARD QUINN

6-4 • 258 • 2nd Yr. • North Carolina

Born: Sept. 6, 1986, in Huntsville, Ala.

High School: Maple Heights High School, Maple Heights, Ohio

Acquired: Draft #2c (64th overall), 2009

NFL Year: 3rd • **Year with Broncos:** 3rd

NFL Games Played/Started: 29/4

81

Tight End

QUINN AT A GLANCE:

- A third-year tight end who played 29 career games (4 starts) in his first two NFL seasons, seeing time on both offense and special teams.
- Tied for fifth on the club with eight special-teams tackles in 2010, while starting four games on offense and catching one pass for nine yards.
- Developed into one of the best blockers in the nation at his position at the University of North Carolina, where he started 20 games during his final two seasons for the Tar Heels and earned All-America recognition.
- Named an honorable mention All-American by Scout.com as a junior for North Carolina in 2008, catching eight passes for 97 yards with one touchdown as part of a Tar Heels offense that led the Atlantic Coast Conference in passing efficiency (138.9).
- Received a medical redshirt year in 2006 after fracturing his shoulder blade shortly before North Carolina's season opener but returned to the field as an eight-game starter in 2007.
- Selected by the Broncos in the second round (64th overall) of the 2009 NFL Draft.

CAREER TRANSACTIONS: Signed by Denver as a draft choice 7/23/09.

2010: Quinn played 14 games (4 starts) and caught one pass for nine yards on offense in addition to tying for fifth on the team with eight special-teams stops (6 solo)... Made his first career start in Denver's International Series Game at S.F. (10/31) in London.

2009: Selected by the Broncos in the second round (64th overall) of the 2009 NFL Draft, Quinn played 15 games (0 starts) on offense and special teams as a rookie for Denver... Registered two tackles on special teams (1 vs. N.E., 10/11, and 1 at Ind., 12/13), had a 19-yard kickoff return (at Phi., 12/27) and broke up a pass on a fake punt attempt (at K.C., 12/6)... Missed his only game when he was inactive vs. Pit. (11/9).

COLLEGE: Quinn appeared in 34 career games (20 starts) at the University of North Carolina, where he developed into one of the best blocking tight ends in the nation and received All-America recognition... Registered 12 catches for 124 yards (10.3 avg.) with two touchdowns at North Carolina... Played 13 games (12 starts) as a redshirt junior for North Carolina in 2008, totaling eight receptions for 97 yards (12.1 avg.) with one score to earn honorable mention All-American from Scout.com... Saw time in 12 games (8 starts) as a redshirt sophomore, making four receptions for 27 yards (6.8 avg.) with one touchdown in 2007... Received a medical redshirt after

fracturing his shoulder blade in practice a week before North Carolina's 2006 season opener... Appeared mainly on special teams in nine games (0 starts) as a freshman for North Carolina in 2005.

PERSONAL: Quinn spent his final two prep seasons at Maple Heights High School in Maple Heights, Ohio, where he caught 44 passes for 722 yards (16.4 avg.) with 11 touchdowns during that time... Named all-conference and all-district as a junior and senior... Posted 32 receptions for 468 yards (14.6 avg.) with 10 scores as a senior... Also competed on Maple Heights' basketball team and led his conference in rebounding in 2004... Played two seasons at Butler High School in Huntsville, Ala., before moving to Ohio as a sophomore... Father, Richard, was a U.S. Marine... Majored in exercise and sports science at North Carolina... Richard Emanuel Quinn Jr. was born on Sept. 6, 1986, in Huntsville, Ala.

QUINN'S REGULAR SEASON RECORD

					RECEIVING					SCORING					
Year	Club	G	S	No.	Yds.	Avg.	LG	TD	TD	TDr	TDp	TDrt	2pt	Pts.
2009	Denver	15	0	0	0	0.0	—	0	0	0	0	0	0	0
2010	Denver	14	4	1	9	9.0	9	0	0	0	0	0	0	0
CAREER TOTALS		**29**	**4**	**1**	**9**	**9.0**	**9**	**0**	**0**	**0**	**0**	**0**	**0**	**0**

ADDITIONAL STATISTICS: *Special teams tackles — 2009 (2), 2010 (8), TOTAL (10). Miscellaneous tackles — 2010 (1), TOTAL (1). Returned one kickoff for 19 yards at Philadelphia (12/27/09). Recorded a pass breakup at Kansas City (12/6/09).*



MANNY RAMIREZ

6-3 • 313 • 5th Yr. • Texas Tech

Born: Feb. 13, 1983, in Houston, Texas

High School: Willowridge High School, Houston, Texas

Acquired: Free Agent, 2011

NFL Year: 5th • **Year with Broncos:** 1st

NFL Games Played/Started: 18/15

65

Offensive Guard

RAMIREZ AT A GLANCE:

- A fifth-year offensive guard who started 15-of-18 games played in his first four NFL seasons with Detroit.
- Played a career-high 13 games (12 starts) for the Lions in 2008 and was penalized just three times while allowing only a half sack according to Stats Inc.
- Started four seasons at Texas Tech University, calling the offensive line's blocking schemes during his final two seasons and earning numerous All-Big 12 Conference accolades.
- Part of an offensive aerial attack that led the country with 398.9 passing yards per game in his four seasons (2003-06) with the Red Raiders.
- Established a Texas Tech school lifting record with his 550-pound bench press.
- Joined the Broncos as a future contract signee on Jan. 4, 2011.
- Selected by the Lions in the fourth round (117th overall) of the 2007 NFL Draft.

CAREER TRANSACTIONS: Signed by Detroit as a draft choice 7/18/07; Waived by Detroit 10/6/10; Signed by Denver to a future contract 1/4/11.

2010: Ramirez spent the season out of football after being waived by Detroit on Oct. 6.

2009: Ramirez played a career-high 13 games (12 starts) at left guard for Detroit... Penalized only three times and was credited with just one half sack allowed according to Stats. Inc.

2008: Ramirez played four games (3 starts) for Detroit, opening two contests at right guard and one at left guard... Was not called for a penalty and allowed just two sacks on the season according to Stats Inc... Made his first career start vs. Chi. (10/5).

2007: Selected by the Lions in the fourth round (117th overall) of the 2007 NFL Draft, Ramirez played one game (0 starts) as a rookie... Made his NFL debut vs. K.C. (12/23) playing on special teams.

COLLEGE: Ramirez was part of the nation's most explosive aerial attack during his four seasons (2003-06) as a starter at Texas Tech University, as the Red Raiders led the country with 398.9 passing yards per game during that span... Earned numerous All-Big 12 Conference honors following his senior season that marked his second consecutive year calling the blocking schemes along the offensive line... Established a school lifting record with his 550-pound bench press.

PERSONAL: Ramirez was a first-team All-District 20-5A selection in his final two seasons at Willowridge High School in Houston... Majored in exercise sport science at Texas Tech... Manuel Ramirez was born on Feb. 13, 1983, in Houston.

RAMIREZ'S REGULAR SEASON RECORD

Year	Club	G	S
2007	Detroit	1	0
2008	Detroit	4	3
2009	Detroit	13	12
2010	Detroit	0	0
CAREER TOTALS		**18**	**15**

ADDITIONAL STATISTICS: *Fumbles — 2009 (1 FR), TOTAL (1 FR).*

LEE ROBINSON

6-2 • 261 • 2nd Yr. • Alcorn State

Born: April 23, 1987, in Centreville, Miss.
High School: Amite County High School, Liberty, Miss.
Acquired: Free Agent, 2010
NFL Year: 2nd • **Year with Broncos:** 2nd
NFL Games Played/Started: 3/0

54

Strongside Linebacker

ROBINSON AT A GLANCE:

- A second-year linebacker who played three games (0 starts) and totaled two special-teams tackles for the Broncos in 2010 after spending time on practice squads with Denver (2010), Tampa Bay (2009-10) and Arizona (2009) to begin his NFL career.
- Played 43 career games at Alcorn State University, where he totaled 334 tackles (193 solo), including 18.5 sacks (112 yds.), with three interceptions (66 yds.), 11 pass breakups, seven forced fumbles and two fumble recoveries.
- Earned first-team All-Southwestern Athletic Conference honors and was selected to play in the Texas vs. the Nation All-Star Game following his senior year when he ranked fifth in the league in tackles per game (9.3).
- Joined the Broncos as a practice squad signee on Oct. 13, 2010.
- Entered the NFL with Denver as a college free agent on April 27, 2009.

CAREER TRANSACTIONS: Signed by Denver as a college free agent 4/27/09; Waived by Denver 9/4/09; Signed by Arizona (practice squad) 9/8/09. Waived by Arizona 10/21/09; Signed by Tampa Bay (practice squad) 10/27/09; Signed by Tampa Bay to a future contract 1/8/10; Waived by Tampa Bay 9/4/10; Signed by Tampa Bay (practice squad) 9/7/10; Waived by Tampa Bay 9/15/10; Signed by Denver (practice squad) 10/13/10; Signed by Denver (active roster) 12/7/10; Placed on injured reserve (hamstring) by Denver 12/27/10.

2010: Robinson played three games (0 starts) for Denver and contributed two special-teams tackles... Spent the first week of the season on Tampa Bay's practice squad before being waived on Sept. 15 and signing with Denver's practice squad on Oct. 13... Signed to Denver's active roster and played in games 13-15 before being placed on injured reserve (hamstring) on Dec. 27.

2009: Robinson, who entered the NFL with Denver as a college free agent on April 27, spent his rookie season competing on practice squads with Arizona and Tampa Bay.

COLLEGE: Robinson totaled 334 tackles (193 solo), including 18.5 sacks (112 yds.), with three interceptions (66 yds.), 11 pass breakups, seven forced fumbles and two fumble recoveries in 43 career games at Alcorn State University... Recorded 12 games with double-digit tackle totals... Ranked fifth in the Southwestern Athletic Conference in tackles per game (9.3) during his senior campaign to earn first-team all-conference honors.

PERSONAL: Robinson attended Amite County High School in Liberty, Miss., where he lettered in baseball, basketball, football and track... Won the state title in the long jump and triple jump as a senior... Majored in animal science at Alcorn State... Lee Robinson was born on April 23, 1987, in Centreville, Miss.

ROBINSON'S REGULAR SEASON RECORD

Year	Club	G	S	UT	A	TT	S-Yds.	I-Yds.	PD	FF	FR	TD-Int.	TD-FR	S	Pts.
2009	T.B./Ari.	PRACTICE SQUAD													
2010	Denver	3	0	0	0	0	0-0	0-0	0	0	0	0	0	0	0
CAREER TOTALS		**3**	**0**	**0**	**0**	**0**	**0-0**	**0-0**	**0**	**0**	**0**	**0**	**0**	**0**	**0**

ADDITIONAL STATISTICS: *Special teams tackles — 2010 (2), TOTAL (2).*

LEE ROBINSON'S CAREER GAME-BY-GAME

(Victories asterisked)

2010 DENVER (4-12) — **TACKLES**

Date	Opponent	P/S	UT	A	TT	S-Yds.	I-Yds.	PD	FF	FR
WAIVED BY TAMPA BAY ON SEPT. 15 / SIGNED BY DENVER (PRACTICE SQUAD) ON OCT. 13										
Games 6-12	PRACTICE SQUAD									
Dec 12	at Arizona	P	0	0	0	0-0	0-0	0	0	0
Dec 19	at Oakland	P	0	0	0	0-0	0-0	0	0	0
Dec 26	vs. Houston*	P	0	0	0	0-0	0-0	0	0	0
PLACED ON INJURED RESERVE (HAMSTRING) ON DEC. 27										
Regular Season Totals		**3/0**	**0**	**0**	**0**	**0-0**	**0-0**	**0**	**0**	**0**

DANTE ROSARIO

6-4 • 250 • 5th Yr. • Oregon

Born: Oct. 25, 1984, in Beaverton, Ore.
High School: Dayton High School, Dayton, Ore.
Acquired: Unrestricted Free Agent (Carolina), 2011
NFL Year: 5th • **Year with Broncos:** 1st
NFL Games Played/Started: 45/37

49

Tight End

ROSARIO AT A GLANCE:

- A fifth-year tight end who played 62 games (21 starts) during his first four NFL seasons with Carolina and totaled 82 receptions for 894 yards (10.9 avg.) with four touchdowns.
- Posted a career-high 32 catches for 264 yards (8.3 avg.) and recorded at least one reception in 15-of-16 games for the Panthers in 2010.
- Caught a 14-yard game-winning touchdown pass as time expired at San Diego (9/7/08) to give Carolina a 26-24 victory.
- Played 47 games (27 starts) at the University of Oregon, registering 42 receptions as a senior in 2006 to set a school record for a tight end.
- Joined the Broncos as an unrestricted free agent on Aug. 1, 2011.
- Selected by Carolina in the fifth round (155th overall) of the 2003 NFL Draft.

CAREER TRANSACTIONS: Signed by Carolina as a draft choice 6/8/07; Signed by Denver as an unrestricted free agent 8/1/11.

2010: Rosario played all 16 games (6 starts) for Carolina and caught a career-high 32 passes for 264 yards (8.3 avg.)... Recorded at least one reception in 15-of-16 games for the Panthers... Opened the game at fullback at Pit. (12/23).

2009: Rosario saw action in 14 contests (8 starts) and totaled 26 receptions for a career-best 313 yards (12.0 avg.) with two touchdowns... Helped the Panthers rank first in the NFC and third in the NFL with 156.1 rushing yards per game while setting a team record with 2,498 total rushing yards.

2008: Played all 16 games (5 starts) for the second consecutive season and ranked third on the club with 18 receptions for 209 yards (11.6 avg.) with one touchdown... Played in Carolina's Divisional Playoff Game vs. Ari. (1/10) and made three receptions for 28 yards (9.3 avg.)... Caught a 14-yard touchdown pass from quarterback Jake Delhomme as time expired at S.D. (9/7) to give the Panthers a 26-24 win.

2007: Selected by Carolina in the fifth round (155th overall) of the 2007 NFL Draft, Rosario played all 16 games (2 starts) as a rookie and posted six receptions for 108 yards (18.0 avg.) with two touchdowns in addition to five special-teams tackles... Recorded his first career catch and touchdown on a 5-yard pass from quarterback Vinny Testaverde vs. S.F. (12/2).

COLLEGE: Rosario started 27-of-47 games played in four seasons at the University of Oregon and totaled 94 receptions for 1,003 yards (10.7 avg.) and 11 touchdowns in addition to 27 rushes for 84 yards (3.1 avg.) with two scores... Established a school record for receptions by a tight end after hauling in 42 passes for 426 yards (10.1 avg.) with one touchdown as a senior.

PERSONAL: Rosario attended Dayton High School, in Dayton, Ore., where he was named the 2002 Oregon 2A State Defensive Player of the Year in addition to earning first-team all-state honors on both sides of the ball as a senior... Posted 144 tackles as a linebacker/safety along with 1,238 rushing yards as a running back, while leading Dayton to the state title... Majored in political science at Oregon... Dante Santiago Rosario was born on Oct. 25, 1984, in Beaverton, Ore.

ROSARIO'S REGULAR SEASON RECORD

				RECEIVING					SCORING					
Year	Club	G	S	No.	Yds.	Avg.	LG	TD	TD	TDr	TDp	TDrt	2pt	Pts.
2007	Carolina	16	2	6	108	18.0	54	2	2	0	2	0	0	12
2008	Carolina	16	5	18	209	11.6	24	1	1	0	1	0	0	6
2009	Carolina	14	8	26	313	12.0	26	2	2	0	2	0	0	12
2010	Carolina	16	6	32	264	8.3	26	0	0	0	0	0	0	0
CAREER TOTALS		**62**	**21**	**82**	**894**	**10.9**	**54**	**5**	**5**	**0**	**5**	**0**	**0**	**30**

ADDITIONAL STATISTICS: *Special teams tackles — 2007 (5), 2008 (3), 2009 (5), TOTAL (13). Kick Returns — 2007 (2 for 39 yds., 19.0 avg., 25 LG), 2008 (2 for 26 yds., 13.0 avg., 18 LG), 2009 (2 for 41 yds., 20.5 avg., 22 LG), TOTAL (6 for 106 yds., 17.7 avg., 25 LG). Rushing — 20010 (1 for -2 yds., -2.0 avg., -2LG), TOTAL (1 for -2 yds., -2.0 avg., -2LG). Fumbles — 2007 (1FR), TOTAL (1FR).*

ROSARIO'S POSTSEASON RECORD

				RECEIVING					SCORING					
Year	Club	G	S	No.	Yds.	Avg.	LG	TD	TD	TDr	TDp	TDrt	2pt	Pts.
2008	Carolina	1	0	3	28	9.3	14	0	0	0	0	0	0	0
CAREER TOTALS		**1**	**0**	**3**	**28**	**9.3**	**14**	**0**	**0**	**0**	**0**	**0**	**0**	**0**

ROSARIO'S SINGLE-GAME HIGHS

(Postseason in parentheses)

Receptions — 7 at San Diego, 9/7/08 (3 vs. Arizona, 1/10/09). **Receiving yards** — 96 at San Diego, 9/7/08 (28 vs. Arizona, 1/10/09). **Longest reception —** 54 vs. Seattle, 12/16/07 (14 vs. Arizona, 1/10/09). **Receiving touchdowns** — 1, five times, last at Dallas, 9/28/09 (none).

DANTE ROSARIO'S CAREER GAME-BY-GAME

(Victories asterisked)

2007 CAROLINA (7-9)

				RECEIVING				SCORING	
Date	Opponent	P/S	No.	Yds.	Avg.	LG	TD	2pt.	Pts.
Games 1-11		P	0	0	0.0	—	0	0	0
Dec 2	vs. San Francisco*	P	1	5	5.0	5t	1	0	6
Dec 9	at Jacksonville	P	0	0	0.0	—	0	0	0
Dec 16	vs. Seattle*	P	1	54	54.0	54	0	0	0
Dec 22	vs. Dallas	P	1	13	13.0	13	0	0	0
Dec 30	at Tampa Bay*	P	3	36	12.0	20t	1	0	6
Regular Season Totals		**16/2**	**6**	**108**	**18.0**	**54**	**2**	**0**	**12**

2008 CAROLINA (12-4)

				RECEIVING				SCORING	
Date	Opponent	P/S	No.	Yds.	Avg.	LG	TD	2pt.	Pts.
Sep 7	at San Diego*	S	7	96	13.7	24	1	0	6
Sep 14	vs. Chicago*	P	1	6	6.0	6	0	0	0
Sep 21	at Minnesota	P	2	18	9.0	14	0	0	0
Sep 28	vs. Atlanta*	P	2	18	9.0	12	0	0	0
Oct 5	vs. Kansas City*	P	0	0	0.0	—	0	0	0
Oct 12	at Tampa Bay	S	3	28	9.3	12	0	0	0
Oct 19	vs. New Orleans*	P	0	0	0.0	—	0	0	0
Oct 26	vs. Arizona*	P	0	0	0.0	—	0	0	0
Nov 9	at Oakland*	P	0	0	0.0	—	0	0	0
Nov 16	vs. Detroit*	P	0	0	0.0	—	0	0	0
Nov 23	at Atlanta	P	3	43	14.3	21	0	0	0
Nov 30	at Green Bay*	P	0	0	0.0	—	0	0	0
Dec 8	vs. Tampa Bay*	S	0	0	0.0	—	0	0	0
Dec 14	vs. Denver*	P	0	0	0.0	—	0	0	0
Dec 21	at N.Y. Giants	S	0	0	0.0	—	0	0	0
Dec 28	at New Orleans*	S	0	0	0.0	—	0	0	0
Regular Season Totals		**16/5**	**18**	**209**	**11.6**	**24**	**1**	**0**	**6**
Jan 10	vs. Arizona†	P	3	28	9.3	14	0	0	0
Postseason Totals		**1/0**	**3**	**28**	**9.3**	**14**	**0**	**0**	**0**

†NFC Divisional Playoff Game

2009 CAROLINA (8-8)

				RECEIVING				SCORING	
Date	Opponent	P/S	No.	Yds.	Avg.	LG	TD	2pt.	Pts.
Sep 13	vs. Philadelphia	P	0	0	0.0	—	0	0	0
Sep 20	at Atlanta	P	3	31	10.3	11t	1	0	6
Sep 28	at Dallas	S	3	58	19.3	25t	1	0	6
Oct 11	vs. Washington*	P	1	22	22.0	22	0	0	0
Oct 18	at Tampa Bay*	S	1	6	6.0	6	0	0	0
Oct 25	vs. Buffalo	P	3	35	11.7	20	0	0	0
Games 7-8				INACTIVE					
Nov 15	vs. Atlanta*	P	1	11	11.0	11	0	0	0
Nov 19	vs. Miami	S	4	40	10.0	21	0	0	0
Nov 29	at N.Y. Jets	S	4	62	15.5	26	0	0	0
Dec 6	vs. Tampa Bay*	S	2	11	5.5	6	0	0	0
Dec 13	at New England	P	3	26	8.7	21	0	0	0
Dec 20	vs. Minnesota*	S	1	11	11.0	11	0	0	0
Dec 27	at N.Y. Giants*	S	0	0	0.0	—	0	0	0
Jan 3	vs. New Orleans*	S	0	0	0.0	—	0	0	0
Regular Season Totals		**14/8**	**26**	**313**	**12.0**	**26**	**2**	**0**	**12**

2010 CAROLINA (2-14)

				RECEIVING				SCORING	
Date	Opponent	P/S	No.	Yds.	Avg.	LG	TD	2pt.	Pts.
Sep 12	at N.Y. Giants	P	2	14	7.0	10	0	0	0
Sep 19	vs. Tampa Bay	S	3	47	15.7	26	0	0	0
Sep 26	vs. Cincinnati	P	2	12	6.0	8	0	0	0
Oct 3	at New Orleans	P	2	17	8.5	10	0	0	0
Oct 10	vs. Chicago	S	1	2	2.0	2	0	0	0
Oct 24	vs. San Francisco*	P	5	28	5.6	10	0	0	0
Oct 31	at St. Louis	S	2	16	8.0	12	0	0	0
Nov 7	vs. New Orleans	S	2	10	5.0	6	0	0	0
Nov 14	at Tampa Bay	P	2	24	12.0	12	0	0	0
Nov 21	vs. Baltimore	P	0	0	0.0	—	0	0	0
Nov 28	at Cleveland	P	3	33	11.0	14	0	0	0
Dec 5	at Seattle	P	3	26	8.7	21	0	0	0
Dec 12	vs. Atlanta	S	1	4	4.0	4	0	0	0
Dec 19	vs. Arizona*	P	1	9	9.0	9	0	0	0
Dec 23	at Pittsburgh	S	1	3	3.0	3	0	0	0
Jan 2	at Atlanta	P	2	19	9.5	12	0	0	0
Regular Season Totals		**16/6**	**32**	**264**	**8.3**	**26**	**0**	**0**	**0**

EDDIE ROYAL

5-10 • 185 • 4th Yr. • Virginia Tech

Born: May 21, 1986, in Alexandria, Va.

High School: Westfield High School, Chantilly, Va.

Acquired: Draft #2 (42nd overall), 2008

NFL Year: 4th • **Year with Broncos:** 4th

NFL Games Played/Started: 45/37

19

Wide Receiver

ROYAL AT A GLANCE:

- A fourth-year wide receiver who is one of two players in the NFL (New Orleans RB Darren Sproles) to post at least 2,000 yards from scrimmage and 2,000 return yards since 2008.
- Registered 1,093 combined yards in 2010 en route to becoming the fifth Bronco in team history to post at least 1,000 combined yards in each of his first three NFL seasons.
- Totaled a Broncos record for receptions through a player's first two years with 128 and tied for the third-fastest in NFL history that a player reached 100 receptions (20 games).
- Became just the second Bronco and 11th player in NFL history to return a punt (71 yds.) and a kickoff (93 yds.) for touchdowns in the same game at San Diego (10/19/09).
- Earned All-Rookie honors from *Pro Football Weekly*/PFWA and *The Sporting News* after totaling the second-most receptions (91-980 yds., 5 TDs) by a rookie in NFL history with Denver in 2008.
- Set Broncos rookie records in 2008 for receptions (91), receiving yards (980) and receiving touchdowns (5) while ranking sixth in the NFL with 1,829 combined yards that marked the third-highest total by a rookie in club annals.
- Posted five plays of at least 50 yards for Denver in 2008 and became the first player since the 1970 NFL merger to record his team's longest run (71 yds.), reception (93 yds.), kickoff return (95 yds.) and punt return (36 yds.) in the same year.
- Became Virginia Tech University's all-time leader in career all-purpose yards with 4,686—a total that included an Atlantic Coast Conference-record 1,296 punt return yards (11.7 avg.) along with 1,386 kickoff return yards (23.5 avg.).
- Selected by the Broncos in the second round (42nd overall) of the 2008 NFL Draft.

CAREER TRANSACTIONS: Signed by Denver as a draft choice 7/24/08.

Royal Racks up the Combined Yards

BRONCOS TO POST AT LEAST 1,000 COMBINED YARDS IN EACH OF THEIR FIRST THREE NFL SEASONS

Player	Years	Yr. 1	Yr. 2	Yr. 3
Eddie Royal	**2008-10**	**1,829**	**1,302**	**1,093**
Terrell Davis	1995-97	1,484	1,848	2,037
Glyn Milburn	1993-95	1,144	1,922	2,080
Rick Upchurch	1975-77	1,929	1,461	1,373
Floyd Little	1967-69	1,604	1,825	1,098

ROYAL BEGINS CAREER ON RAPID PACE

FASTEST TO 100 CAREER RECEPTIONS, NFL HISTORY

	Player	Pos.	Years	Games
1.	Anquan Boldin, Ari.	WR	2003	16
2.	Reggie Bush, N.O.	RB	2006-07	19
3.	**Eddie Royal, Den.**	**WR**	**2008-09**	**20**
	Terry Glenn, N.E.	WR	1996-97	20
	Keith Jackson, Phi.	TE	1988-89	20
	Jeremy Shockey, NYG	TE	2002-03	20
	Kellen Winslow II, Cle.	TE	2004-07	20

2010: Royal played all 16 games for Denver and finished third on the club with 59 receptions for 627 yards (10.6 avg.) with three touchdowns... Returned 25 punts for 298 yards, finishing sixth in the NFL and third in the AFC with his 11.9-yard average... Added six rushes for 61 yards (10/2 avg.) and five kickoff returns for 107 yards (21.4 avg.) to top 1,000 combined yards (1,093) for the third consecutive season and become just the fifth player in franchise history to reach that mark in his first three years in the NFL... Joined Floyd Little as the only two players in Broncos history to post 2,000 scrimmage yards and 2,000 return yards in their first three years in the league.

2009: Royal played 14 games (12 starts) for the Broncos, totaling 37 receptions for 345 yards (9.3 avg.)... Added 30 punt returns for 335 yards (11.2 avg.) with one touchdown (71 yds.) along with 26 kickoff returns for 621 yards (23.9 avg.) with one touchdown (93 yds.)... Registered 1,302 combined yards to become the ninth Bronco to post at least 1,000 combined yards in each of his first two NFL seasons... Set a Denver record for receptions through a player's first two years (128) while totaling the second-most receiving yards (1,325) by a Bronco through that period... Had 10 catches for 90 yards (9.0 avg.) vs. N.E. (10/11) to tie as the third-fastest player to 100 receptions (20 games) in NFL history... Became the 11th player in NFL history to return a punt (71 yds.) and a kickoff (93 yds.) for a touchdown in the same game at S.D. (10/19) en route to being named AFC Special Teams Player of the Week and AFC Special Teams Player of the Month (October)... 93-yard kickoff return touchdown against the Chargers was the fifth longest in team history... Ranked seventh in the NFL in punt return average (11.2 yds.).

2008: Selected by the Broncos in the second round (42nd overall) of the 2008 NFL Draft, Royal played 15 games (all starts) for Denver and totaled 91 receptions for 980 yards (10.8 avg.) with five touchdowns along with 14 punt returns for 140 yards (10.0 avg.) and 23 kickoff returns for 600 yards (26.1 avg.)... Finished the year with 1,829 combined yards... Earned All-Rookie honors from *Pro Football Weekly*/PFWA and *The Sporting News*... 91 receptions were the second most by a rookie in NFL history and ranked seventh in the league among all players for the year... Set Broncos rookie records for receptions (91), receiving yards (980) and receiving touchdowns (5) while leading all league rookies for those categories in 2008... Ranked sixth in the NFL with a rookie-best 1,829 combined yards that marked the third-highest total by a rookie in Denver annals... Placed seventh in the league in kickoff return average (26.1 yds.)... Totaled five plays of at least 50 yards (2 rec., 2 KR and 1 rush) and became the first player since the 1970 NFL merger to record his team's longest run (71 yds. vs. Buf. 12/21), reception (93t at Cle. 11/6), kickoff return (95 vs. Mia. 11/2) and punt return (36 at K.C. 9/28) in the same year... 93-yard touchdown catch at Cle. (11/6) tied for the fourth-longest reception in Denver annals... 95-yard kickoff return vs. Mia. (11/2) tied for the third-longest kickoff return in Broncos history... Tied for second in the NFL with four 9+catch games, including a Broncos rookie-record 11 grabs (76 yds.) in the season finale at S.D. (12/28)... Named Diet Pepsi NFL Rookie of the Week twice (at Oak. 9/8 and at Cle. 11/6)... Totaled the sixth-most receiving yards (146) by a player making his NFL debut since 1960 in his first career game at Oak. (9/8) on *Monday Night Football*... Hauled in the game-winning two-point conversion vs. S.D. (9/14) following his 4-yard touchdown reception with 24 seconds left to play against the Chargers... Inactive vs. Jac. (10/12) due to an ankle injury.

COLLEGE: Royal played 51 career games (44 starts) at Virginia Tech University, totaling a school-record 4,686 all-purpose yards (1,778 receiving, 1,386 kickoff returns, 1,296 punt returns, 226 rushing)... Finished his collegiate career ranked fourth in Virginia Tech annals in receptions (119), fifth in receiving touchdowns (12) and sixth in receiving yards (1,778)... Accounted for 17 total touchdowns at Virginia Tech, scoring 12 touchdowns on receptions, three on punt returns and one on a rush while also throwing one touchdown pass... Set an Atlantic Coast Conference record with 1,296 career punt return yards on 111 returns (11.7 avg.)... Added 59 kickoff returns for 1,386 yards (23.5 avg.)… Earned first-team All-ACC honors and second-team All-America accolades from *The NFL Draft Report* as a senior after ranking 10th in the nation in punt return average (14.7 yds.) while posting career highs in receptions (33-496 yds.) and receiving touchdowns (4)... Picked up second-team All-ACC honors and honorable mention All-America recognition from *Sports Illustrated* as a junior… Received freshman All-America honors from *The NFL Draft Report* after totaling 1,101 all-purpose yards as a true freshman.

PERSONAL: Royal attended Westfield High School in Chantilly, Va., where he was an all-state selection as both a wide receiver and special-teams returner… Received All-America honors from *SuperPrep*, which rated him as the top player in Virginia… Named a *PrepStar* All-American… Totaled 41 receptions for 875 yards (21.3 avg.) with 11 touchdowns as a senior to help Westfield win the Group AAA Division 6 championship (14-0)… Scored on a 47-yard punt return that year, marking one of 10 kick return touchdowns he posted as a prep athlete… Earned a bachelor's degree in sociology from Virginia Tech in three-and-a-half years… Is the son of Pearl Royal and William Edward Royal... Resides in Herndon, Va.... Eddie Royal was born on May 21, 1986, in Alexandria, Va.

ROYAL RECORDS HISTORIC ROOKIE SEASON

MOST RECEPTIONS BY A ROOKIE, NFL HISTORY

	Player	Rec.	Yds.	Avg.	TDs
1.	Anquan Boldin, Ari. (2003)	101	1,377	13.6	8
2.	**Eddie Royal, Den. (2008)**	**91**	**980**	**10.8**	**5**
3.	Terry Glenn, N.E. (1996)	90	1,132	12.6	6
4.	Reggie Bush, N.O. (2006)	88	742	8.4	2
5.	Earl Cooper, S.F. (1980)	83	567	6.8	4

MOST RECEPTIONS BY A ROOKIE, BRONCOS HISTORY

	Player	Rec.	Yds.	Avg.	TDs
1.	**Eddie Royal, 2008**	**91**	**980**	**10.8**	**5**
2.	Vance Johnson, 1985	51	721	14.1	3
3.	Terrell Davis, 1995	49	367	7.5	1
4.	Glyn Milburn, 1993	38	300	7.9	3
	Mark Jackson, 1986	38	738	19.4	1

ROYAL'S REGULAR SEASON RECORD

				RECEIVING					PUNT RETURNS						KICKOFF RETURNS				
Year	Club	G	S	No.	Yds.	Avg.	LG	TD	No.	FC	Yds.	Avg.	LG	TD	No.	Yds.	Avg.	LG	TD
2008	Denver	15	15	91	980	10.8	93t	5	14	10	140	10.0	36	0	23	600	26.1	95	0
2009	Denver	14	12	37	345	9.3	20	0	30	13	335	11.2	71t	1	26	621	23.9	93t	1
2010	Denver	16	10	59	627	10.6	41	3	25	12	298	11.9	33	0	5	107	21.4	33	0
CAREER TOTALS		**45**	**37**	**187**	**1,952**	**10.4**	**93t**	**8**	**69**	**35**	**773**	**11.2**	**71t**	**1**	**54**	**1,328**	**24.6**	**95**	**1**

		RUSHING					SCORING					
Year	Club	No.	Yds.	Avg.	LG	TD	TD	TDr	TDp	TDrt	2pt	Pts.
2008	Denver	11	109	9.9	71	0	5	0	5	0	1	32
2009	Denver	1	1	1.0	1	0	2	0	0	2	0	12
2010	Denver	6	61	10.2	20	0	3	0	3	0	0	18
CAREER TOTALS		**18**	**171**	**9.5**	**71**	**0**	**10**	**0**	**8**	**2**	**1**	**62**

ADDITIONAL STATISTICS: *Passing — 2008 (0-for-1), TOTAL (0-for-1). Special teams tackles — 2010 (1), TOTAL (1). Miscellaneous tackles — 2008 (1), 2009 (1), 2010 (1), TOTAL (3). Fumbles — 2008 (1 FR), 2010 (2 FR), TOTAL (3 FR). Made a defensive tackle on a fake punt attempt at San Diego (11/22/10).*

ROYAL'S SINGLE-GAME HIGHS

(Postseason in parentheses)

Receptions — 11 at San Diego, 12/28/08 (none). **Receiving yards** — 164 at Cleveland, 11/6/08 (none). **Longest reception** — 93t at Cleveland, 11/6/08 (none). **Receiving touchdowns** — 1, eight times, last vs. St. louis, 11/28/10 (none). **Rushes** — 3, twice, last vs. Kansas City, 12/7/08 (none). **Rushing yards** — 71 vs. Buffalo, 12/21/08 (none). **Longest rush** — 71 vs. Buffalo, 12/21/08 (none). **Rushing touchdowns** — None (none). **Punt returns** — 6 at Kansas City, 12/6/09 (none). **Punt return yards** — 83 at Kansas City, 12/6/09 (none). **Longest punt return** — 71t at San Diego, 10/19/09 (none). **Punt return touchdowns** — 1 at San Diego, 10/19/09 (none). **Kick returns** — 6 at Baltimore, 11/1/09 (none). **Kick return yards** — 164 vs. Miami, 11/2/08 (none). **Longest kick return** — 95 vs. Miami, 11/2/08 (none). **Kick return touchdowns** — 1 at San Diego, 10/19/09 (none).

ROYAL'S 100-YARD RECEIVING GAMES (4)

**denotes win (The Broncos are 3-1 when Royal records 100 or more yards receiving in a game.)*

Date	Opponent	No.	Yds.	Avg.	LG	TD
9/8/08	at Oakland*	9	146	16.2	29	1
9/28/08	at Kansas City	9	104	11.6	28	0
11/6/08	at Cleveland*	6	164	27.3	93t	1
10/3/10	at Tennessee*	8	113	14.1	41	1

EDDIE ROYAL'S CAREER GAME-BY-GAME

(Victories asterisked)

2008 DENVER (8-8)			RECEIVING					PUNT RETURNS					KICK RETURNS				
Date	Opponent	P/S	No.	Yds.	Avg.	LG	TD	No.	Yds.	Avg.	LG	TD	No.	Yds.	Avg.	LG	TD
Sep 8	at Oakland*	S	9	146	16.2	29	1	2	19	9.5	11	0	1	11	11.0	11	0
Sep 14	vs. San Diego*	S	5	37	7.4	13	1	1	6	6.0	6	0	0	0	0.0	—	0
Sep 21	vs. New Orleans*	S	4	11	2.8	5	0	1	22	22.0	22	0	0	0	0.0	—	0
Sep 28	at Kansas City	S	9	104	11.6	28	0	1	36	36.0	36	0	0	0	0.0	—	0
Oct 5	vs. Tampa Bay*	S	3	23	7.7	12	0	3	31	10.3	20	0	0	0	0.0	—	0
Oct 12	vs. Jacksonville							INACTIVE									
Oct 20	at New England	S	9	71	7.9	13	0	1	8	8.0	8	0	0	0	0.0	—	0
Nov 2	vs. Miami	S	7	69	9.9	20	1	1	16	16.0	16	0	4	164	41.0	95	0
Nov 6	at Cleveland*	S	6	164	27.3	93t	1	1	2	2.0	2	0	3	72	24.0	31	0
Nov 16	at Atlanta*	S	4	34	8.5	18	0	0	0	0.0	—	0	5	159	31.8	58	0
Nov 23	vs. Oakland	S	2	14	7.0	8	0	1	1	1.0	1	0	2	48	24.0	26	0
Nov 30	at N.Y. Jets*	S	5	84	16.8	59t	1	0	0	0.0	—	0	3	32	10.7	17	0
Dec 7	vs. Kansas City*	S	6	42	7.0	18	0	0	0	0.0	—	0	2	40	20.0	22	0
Dec 14	at Carolina	S	6	48	8.0	13	0	1	-3	-3.0	-3	0	3	74	24.7	39	0
Dec 21	vs. Buffalo	S	5	57	11.4	15	0	1	2	2.0	2	0	0	0	0.0	—	0
Dec 28	at San Diego	S	11	76	6.9	12	0	0	0	0.0	—	0	0	0	0.0	—	0
Regular Season Totals		**15/15**	**91**	**980**	**10.8**	**93t**	**5**	**14**	**140**	**10.0**	**36**	**0**	**23**	**600**	**26.1**	**95**	**0**

2009 DENVER (8-8)			RECEIVING					PUNT RETURNS					KICK RETURNS				
Date	Opponent	P/S	No.	Yds.	Avg.	LG	TD	No.	Yds.	Avg.	LG	TD	No.	Yds.	Avg.	LG	TD
Sep 13	at Cincinnati*	S	2	18	9.0	11	0	3	17	5.7	10	0	1	17	17.0	17	0
Sep 20	vs. Cleveland*	S	3	20	6.7	11	0	0	0	0.0	—	0	1	22	22.0	22	0
Sep 27	at Oakland*	S	1	4	4.0	4	0	2	21	10.5	17	0	1	25	25.0	25	0
Oct 4	vs. Dallas*	S	2	16	8.0	12	0	4	46	11.5	15	0	0	0	0.0	—	0
Oct 11	vs. New England*	P	10	90	9.0	15	0	1	11	11.0	11	0	0	0	0.0	—	0
Oct 19	at San Diego*	S	0	0	0.0	—	0	3	77	25.7	71t	1	5	158	31.6	93t	1
Nov 1	at Baltimore	S	2	10	5.0	7	0	2	5	2.5	7	0	6	112	18.7	25	0
Nov 9	vs. Pittsburgh	S	5	74	14.8	20	0	2	21	10.5	15	0	1	22	22.0	22	0
Nov 15	at Washington	P	2	21	10.5	13	0	0	0	0.0	—	0	3	70	23.3	30	0
Nov 22	vs. San Diego	S	4	29	7.3	9	0	1	10	10.0	10	0	3	87	29.0	38	0
Nov 26	vs. N.Y. Giants*	S	0	0	0.0	—	0	3	28	9.3	15	0	0	0	0.0	—	0
Dec 6	at Kansas City*	S	2	32	16.0	18	0	6	83	13.8	39	0	3	66	22.0	26	0
Dec 13	at Indianapolis	S	1	3	3.0	3	0	2	3	1.5	5	0	2	42	21.0	21	0
Dec 20	vs. Oakland	S	3	28	9.3	18	0	1	13	13.0	13	0	0	0	0.0	—	0
Games 15-16								INACTIVE									
Regular Season Totals		**14/12**	**37**	**345**	**9.3**	**20**	**0**	**30**	**335**	**11.2**	**71t**	**1**	**26**	**621**	**23.9**	**93t**	**1**

2010 DENVER (4-12)			RECEIVING					PUNT RETURNS					KICK RETURNS				
Date	Opponent	P/S	No.	Yds.	Avg.	LG	TD	No.	Yds.	Avg.	LG	TD	No.	Yds.	Avg.	LG	TD
Sep 12	at Jacksonville	P	8	98	12.3	25	0	0	0	0.0	—	0	0	0	0.0	—	0
Sep 19	vs. Seattle*	P	5	65	13.0	34	1	1	-1	-1.0	-1	0	0	0	0.0	—	0
Sep 26	vs. Indianapolis	S	4	23	5.8	18	0	4	57	14.3	28	0	0	0	0.0	—	0
Oct 3	at Tennessee*	S	8	113	14.1	41	1	4	36	9.0	14	0	0	0	0.0	—	0
Oct 10	at Baltimore	S	4	31	7.8	13	0	0	0	0.0	—	0	1	33	33.0	33	0
Oct 17	vs. N.Y. Jets	S	3	37	12.3	24	0	1	32	32.0	32	0	0	0	0.0	—	0
Oct 24	vs. Oakland	S	2	26	13.0	23	0	0	0	0.0	—	0	0	0	0.0	—	0
Oct 31	at S.F. (London)	P	4	34	8.5	11	0	4	31	7.8	14	0	0	0	0.0	—	0
Nov 14	vs. Kansas City*	P	5	39	7.8	12	0	2	27	13.5	18	0	0	0	0.0	—	0
Nov 22	at San Diego	S	2	12	6.0	8	0	2	47	23.5	33	0	0	0	0.0	—	0
Nov 28	vs. St. Louis	S	6	74	12.3	24	1	1	3	3.0	3	0	4	74	18.5	21	0
Dec 5	at Kansas City	S	2	7	3.5	4	0	3	37	12.3	15	0	0	0	0.0	—	0
Dec 12	at Arizona	P	4	46	11.5	16	0	1	10	10.0	10	0	0	0	0.0	—	0
Dec 19	at Oakland	S	0	0	0.0	—	0	0	0	0.0	—	0	0	0	0.0	—	0
Dec 26	vs. Houston*	S	2	22	11.0	13	0	2	19	9.5	19	0	0	0	0.0	—	0
Jan 2	vs. San Diego	P	0	0	0.0	—	0	0	0	0.0	—	0	0	0	0.0	—	0
Regular Season Totals		**16/10**	**59**	**627**	**10.6**	**41**	**3**	**25**	**298**	**11.9**	**33**	**0**	**5**	**107**	**21.4**	**33**	**0**

HERB TAYLOR

6-3 • 310 • 4th Yr. • Texas Christian

Born: Sept. 22, 1984, in Houston, Texas
High School: Hightower High School, Houston, Texas
Acquired: Free Agent, 2011
NFL Year: 4th • **Year with Broncos:** 2nd
NFL Games Played/Started: 18/1

72

Offensive Tackle

TAYLOR AT A GLANCE:

- A fourth-year offensive tackle who played 18 games (1 start) in his first two NFL seasons with Kansas City (2007-08) before spending time on Denver's active roster in 2009.
- Saw time in all 16 games for the Chiefs in 2008, contributing on offense in eight contests, including one start at left tackle at Carolina (10/5/08).
- Started a school-record 48 games at Texas Christian University, opening 36 contests at right tackle during his first three seasons before switching to left tackle for his senior campaign.
- Earned first-team All-Mountain West Conference honors following his final two seasons playing for the Horned Frogs.
- Joined the Broncos as a future contract signee on Jan. 5, 2011.
- Selected by the Chiefs in the sixth round (196th overall) of the 2007 NFL Draft.

CAREER TRANSACTIONS: Signed by Kansas City as a draft choice 7/26/07; Waived by Kansas City 9/4/09; Signed by Denver 12/9/09; Waived by Denver 12/19/09; Signed by Denver 12/29/09; Waived by Denver 1/2/10; Claimed off waivers by N.Y. Giants 1/12/10; Waived by N.Y. Giants 9/4/10; Signed by Denver to a future contract 1/5/11.

2010: Taylor spent the season out of football after being waived by the N.Y. Giants on Sept. 4.

2009: Taylor was on Denver's active roster for two brief stints at the end of the regular season... Signed by Denver on Dec. 9 and was inactive for Denver's game at Ind. (12/13)... Waived by Denver on Dec. 19... Signed back with the Broncos on Dec. 29 before being waived the day before the regular-season finale vs. K.C. (1/3).

2008: Taylor played all 16 games (1 start) for Kansas City, seeing action on offense in eight games, including his first career start at left tackle at Car. (10/5).

2007: Selected by the Chiefs in the sixth round (196th overall) of the 2007 NFL Draft, Taylor played two games (0 starts) and was inactive for 11 contests... Made his NFL debut on special teams vs. S.D. (12/2).

COLLEGE: Taylor started a school-record 48 games at Texas Christian University, opening 36 contests at right tackle and 12 at left tackle... Earned first-team All-Mountain West Conference honors following his junior and senior seasons... Selected to the Conference USA All-Freshman Team and earned honorable mention Freshman All-America honors as a 13-game starter in 2003.

PERSONAL: Taylor was a two-time all-district performer at Hightower High School in Houston, where he was selected to the All-Greater Houston Team following his senior season... Majored in advertising/public relations with a minor in social work at TCU... Served as an intern with the Legacy Financial Group during the 2008 off-season... Herbert Reginald Taylor II was born on Sept. 22, 1984, in Houston.

TAYLOR'S REGULAR SEASON RECORD

Year	Club	G	S
2007	Kansas City	2	0
2008	Kansas City	16	1
2009	Denver	0	0
CAREER TOTALS		**18**	**1**

ADDITIONAL STATISTICS: *Fumbles — 2009 (1 FR), TOTAL (1 FR).*



TIM TEBOW

6-3 • 235 • 2nd Yr. • Florida

Born: Aug. 14, 1987, in Makati City, Philippines
High School: Nease High School, Jacksonville, Fla.
Acquired: Draft#1b (25th overall), 2010
NFL Year: 2nd • **Year with Broncos:** 2nd
NFL Games Played/Started: 9/3

15

Quarterback

TEBOW AT A GLANCE:

- A second-year quarterback who started Denver's last three regular-season contests in 2010, completing 41-of-82 (50.0%) passes for 654 yards with five touchdowns and three interceptions to lead all NFL rookies with a 82.1 quarterback rating.
- Posted 43 rushes for 227 yards (5.3 avg.) with six touchdowns as a rookie and recorded two of the top three single-game rushing performances by a quarterback in franchise history.
- Ranked second among league quarterbacks with his six rushing touchdowns in 2010 and posted the most rushing yards (199) by a quarterback in his first three career starts since the 1970 NFL merger.
- Joined Fran Tarkenton (Min., 1961) as the only two players in NFL history to run and pass for a touchdown in four games during their rookie season.
- Recorded the third-most passing yards by a Broncos rookie (308) vs. Houston (12/26/10) and earned his first win as an NFL starter while joining Frank Tripucka (twice) as the only quarterbacks in team history to lead Denver to victory after a 17-point halftime deficit.
- Became one of the most decorated players in college football history at the University of Florida, where he was a finalist for the Heisman Trophy for three consecutive years (won the award in 2007) and was part of two national championship teams (2006, '08).
- Selected by Denver in the first round (25th overall) of the 2010 NFL Draft.

CAREER TRANSACTIONS: Signed by Denver as a draft choice 7/30/10.

2010: Selected by the Broncos in the first round (25th overall) of the 2010 NFL Draft, Tebow played nine games, including three consecutive starts to end the regular season, and completed 41-of-82 (50.0%) passes for 654 yards with five touchdowns and three interceptions (82.1 rtg.)... Added 43 rushes for 227 yards (5.3 avg.) and ranked second among NFL quarterbacks with six rushing scores... Finished with the highest quarterback rating (82.1) of the eight rookie quarterbacks that started a game in 2010... Joined Fran Tarkenton (Min., 1961) as the

TEBOW STACKS UP WELL AGAINST 2010 ROOKIE CLASS

HIGHEST QUARTERBACK RATING AMONG 2010 NFL ROOKIE STARTERS

	Player	G	S	Rec.	Att.	Com.	Pct.	Yds.	TD	INT	Rtg.
1.	Tim Tebow, Den.	9	3	1-2	82	41	50.0	654	5	3	82.1
2.	Sam Bradford, Stl.	16	16	7-9	590	354	60.0	3,512	18	15	76.5
3.	Colt McCoy, Cle.	8	8	2-6	222	135	60.8	1,576	6	9	74.5
4.	John Skelton, Ari.	5	4	2-2	126	60	47.6	662	2	2	62.3
5.	Joe Webb, Min.	5	2	1-1	89	54	60.7	480	0	3	61.1
6.	Jimmy Clausen, Car.	13	10	1-9	299	157	52.5	1,558	3	9	58.4
7.	Max Hall, Ari.	6	3	1-2	78	39	50.0	370	1	6	35.7
8.	Rusty Smith, Ten.	2	1	0-1	40	20	50.0	200	0	4	25.0

only two rookies in NFL history to record four games with a passing touchdown and a rushing score... Posted two of the top three single-game rushing performances by a quarterback in franchise history and registered 31 carries for 199 yards (6.4 avg.) with three touchdowns in his three starts to mark the most rushing yards by a quarterback in his first three career starts since the 1970 NFL merger... Made his NFL debut in Denver's season opener at Jac. (9/12) and rushed two times for two yards (1.0 avg.)... Scored his first career touchdown on a 5-yard run in the second quarter vs. NYJ (10/17)... Connected on his first NFL touchdown pass with a 3-yard scoring strike to fullback Spencer Larsen vs. K.C. (11/14)... Made his first NFL start at Oak. (12/19) and completed 8-of-16 (50.0%) passes for 138 yards with one touchdown to mark the highest rating (100.5) by a Broncos rookie in his starting debut... Added eight rushes for 78 yards (9.8 avg.) against the Raiders, including a 40-yard touchdown run in the first quarter... Totaled the third-most passing yards (308) in a single game in franchise history in a 24-23 decision vs. Hou. (12/26) and earned his first win as a starting quarterback after becoming just the second player (Frank Tripucka, twice) to lead the Broncos to victory after a 17-point or greater halftime deficit... Posted the second-most rushing yards by a quarterback in team history with 13 rushes for 94 yards (7.2 avg.) with one touchdown in Denver's regular-season finale vs. S.D. (1/2).

COLLEGE: Tebow set Southeastern Conference records for total offense (12,232 yds.), rushing touchdowns (57) and touchdown responsibility (145) at the University of Florida, where he was a finalist for the Heisman Trophy for three consecutive years (won the award in 2007) and was part of two national championship teams (2006, '08)... Set an NCAA record with a 170.8 career passing efficiency (661-995, 9,285 yds., 88 TDs, 16 INTs) and led the Gators to a 35-6 record as a starter while three times earning first-team All-SEC honors... Earned the Maxwell Award (nation's best player) in 2007 and '08 as just the second player in college football history to achieve the honor in consecutive seasons... Became the first player in NCAA history to pass and rush for at least 20 touchdowns in a season as the first-ever sophomore winner of the Heisman Trophy in 2007.

PERSONAL: Tebow finished his career at Nease High School in Jacksonville, Fla., with several Florida prep records, including passing yards (9,940) and touchdowns (159)... Twice received first-team all-state honors and was a *Parade* All-American as a senior after leading Nease to its first-ever Class 4A state title... Earned a bachelor's degree in family, youth and community sciences from Florida... Launched the Tim Tebow Foundation in January 2010, utilizing speaking engagements, special events and mission trips to help raise awareness and make a difference in people's lives throughout the world... Tim Tebow was born on Aug. 14, 1987, in Makati City, Philippines.

TEBOW'S GROUND GAME IMPRESSIVE

MOST RUSHING YARDS BY A QUARTERBACK, SINGLE GAME, BRONCOS HISTORY

	Player	Opp.	Att.	Yds.	Avg.	TD
1.	Norris Weese	at Chi., 12/12/76	12	120	10.0	0
2.	**Tim Tebow**	**vs. S.D., 1/2/11**	**13**	**94**	**7.2**	**1**
3.	**Tim Tebow**	**at Oak., 12/19/10**	**8**	**78**	**9.8**	**1**
4.	John Elway	at Oak., 11/4/96	9	70	7.8	0
5.	John Elway	vs. K.C., 10/27/96	8	62	7.8	0

MOST RUSHING YARDS BY A QUARTERBACK IN HIS FIRST THREE CAREER STARTS, SINCE 1970 MERGER

	Player	Year	Att.	Yds.	Avg.	LG	TD
1.	**Tim Tebow, Den.**	**2010**	**31**	**199**	**6.4**	**40t**	**3**
2.	Randall Cunningham, Phi.	1985	23	182	7.9	—	0
3.	Daunte Culpepper, Min.	2000	33	169	5.1	26	3
4.	Charlie Batch, Det.	1998	24	160	6.7	17	1
5.	Aaron Brooks, N.O.	2000	21	155	7.4	29	2

TEBOW'S REGULAR SEASON RECORD

PASSING

Year	Club	G	S	Att.	Comp.	Pct.	Yds.	Yds./Att.	TD	%	Int.	%	LG	Sack/Yds.	Rtg.
2010	Denver	9	3	82	41	50.0	654	8.0	5	6.1	3	3.7	50	6/26	82.1
CAREER TOTALS		**9**	**3**	**82**	**41**	**50.0**	**654**	**8.0**	**5**	**6.1**	**3**	**3.7**	**50**	**6/26**	**82.1**

RUSHING

Year	Club	Att.	Yds.	Avg.	LG	TD
2010	Denver	43	227	5.3	40t	6
CAREER TOTALS		**43**	**227**	**5.3**	**40t**	**6**

SCORING

Year	Club	TD	TDr	TDp	TDrt	2pt	Pts.
2010	Denver	6	6	0	0	0	36
CAREER TOTALS		**6**	**6**	**0**	**0**	**0**	**36**

ADDITIONAL STATISTICS: *Fumble recoveries — 2010 (1), TOTAL (1).*

TEBOW'S SINGLE-GAME HIGHS

(Postseason in parentheses)

Pass attempts — 36 vs. San Diego, 1/2/11 (none). **Pass completions** — 16, twice, last vs. San Diego, 1/2/11 (none). **Passing yards** — 308 vs. Houston, 12/26/10 (none). **Completion percentage (min. 10 att.)** — 55.2% (16-29) vs. Houston, 12/26/10 (none). **Touchdown passes** — 2 vs. San Diego, 1/2/11 (none). **Longest pass completion** — 50 vs. Houston, 12/26/10 (none). **Rushing attempts** — 13 vs. San Diego, 1/2/11 (none). **Rushing yards** — 94 vs. San Diego, 1/2/11 (none). **Longest rush** — 40t at Oakland, 12/19/10 (none). **Rushing touchdowns** — 1, six times, last vs. San Diego, 1/2/11 (none).

TEBOW'S 300-YARD PASSING GAMES (1)

**denotes win (Tebow's teams are 1-0 when he records 300 or more yards passing in a game.)*

	Passing									Rushing				
Opponent (Date)	Att.	Comp.	Yds.	Pct.	TD	INT	LG	S/Yds.	Rtg.	Att.	Yds.	Avg.	LG	TD
vs. Houston (12/26/10)*	29	16	308	55.2	1	1	50	1/3	89.4	10	27	2.7	11	1

TIM TEBOW'S CAREER GAME-BY-GAME

(Victories asterisked)

2010 DENVER (4-12)		PASSING									RUSHING				
Opponent	P/S	Att.	Comp.	Yds.	Pct.	TD	INT	LG	S/Yds.	Rtg.	Att.	Yds.	Avg.	LG	TD
at Jac. (9/12)	P	0	0	0	0.0	0	0	—	0/0	0.0	2	2	1.0	1	0
vs. Sea. (9/19)*						DID NOT PLAY									
vs. Ind. (9/26)						INACTIVE (3QB)									
Games 4-5						DID NOT PLAY									
vs. NYJ (10/17)	P	0	0	0	0.0	0	0	—	0/0	0.0	6	23	3.8	6	1
vs. Oak. (10/24)	P	0	0	0	0.0	0	0	—	0/0	0.0	0	0	0.0	—	0
at S.F. (London, 10/31)	P	0	0	0	0.0	0	0	—	0/0	0.0	2	1	0.5	1t	1
vs. K.C. (11/14)*	P	1	1	3	100.0	1	0	3t	0/0	118.8	2	2	1.0	1t	1
at S.D. (11/22)	P	0	0	0	0.0	0	0	—	0/0	0.0	0	0	0.0	—	0
Games 11-13						DID NOT PLAY									
at Oak. (12/19)	S	16	8	138	50.0	1	0	33t	2/9	100.5	8	78	9.8	40t	1
vs. Hou. (12/26)*	S	29	16	308	55.2	1	1	50	1/3	89.4	10	27	2.7	11	1
vs. S.D. (1/2)	S	36	16	205	44.4	2	2	25	3/14	58.2	13	94	7.2	30	1
Regular Season Totals	**9/3**	**82**	**41**	**654**	**50.0**	**5**	**3**	**50**	**6/26**	**82.1**	**43**	**227**	**5.3**	**40t**	**6**

DEMARYIUS THOMAS

6-3 • 229 • 2nd Yr. • Georgia Tech

Born: Dec. 25, 1987, in Montrose, Ga.
High School: West Laurens High School, Montrose, Ga.
Acquired: Draft#1a (22nd overall), 2010
NFL Year: 2nd • **Year with Broncos:** 2nd
NFL Games Played/Started: 10/2

88

WIDE RECEIVER

THOMAS AT A GLANCE:

- A second-year wide receiver who played 10 games (2 starts) as a rookie in 2010 and finished sixth on the club with 22 receptions for 283 yards (12.9 avg.) with two touchdowns.
- Totaled eight receptions for 97 yards (12.1 avg.) with one touchdown in his NFL debut vs. Seattle (9/19/10) to mark the second-most catches by a Broncos rookie in his pro debut and become just the ninth player (since 1970) to record at least eight catches in their first NFL game.
- Ranked second on the team with 16 kickoff returns for 398 yards (24.9 avg.) and added three special-teams tackles as a rookie.
- Finished his career at Georgia Tech ranked fourth in school history in receiving yards (2,339), fourth in touchdown catches (15) and seventh in receptions (120).
- Averaged nearly 20 yards per reception during his collegiate career, posting the fifth-best receiving average (19.5) for a career in Atlantic Coast Conference history.
- Selected by the Broncos in the first round (22nd overall) of the 2010 NFL Draft.

CAREER TRANSACTIONS: Signed by Denver as a draft choice 8/1/10.

2010: Selected by Denver in the first round (22nd overall) of the 2010 NFL Draft, Thomas played 10 games (2 starts) and totaled 22 receptions for 283 yards (12.9 avg.) with two touchdowns to go along with 16 kickoff returns for 398 yards (24.9 avg.)... Recorded eight receptions for 97 yards (12.1 avg.) with one touchdown vs. Sea. (9/19)

THOMAS IMPRESSIVE IN NFL DEBUT

MOST RECEPTIONS BY A BRONCOS ROOKIE IN HIS NFL/AFL DEBUT

	Player	Opponent	Rec.	Yds.	Avg.	TDs
1.	Eddie Royal	at Oak., 9/8/08	9	146	16.2	1
2.	**Damaryius Thomas**	**vs. Sea., 9/19/10**	**8**	**97**	**12.1**	**1**
3.	Billy Van Heusen	at K.C., 9/22/68	5	59	11.8	0
4.	Sammy Winder	vs. S.D., 9/12/82	4	37	9.3	0
	Mike Bell	at Stl., 9/10/06	4	30	7.5	0
	Mark Jackson	vs. LAA, 9/7/96	4	26	6.5	0
	Gerald Willhite	vs. S.D., 9/12/82	4	23	5.8	0

in his NFL debut to mark the second-most catches by a Broncos rookie in his pro debut and become just the ninth player in league history (since 1970) to record at least eight catches in his first NFL game... Caught a 17-yard touchdown vs. NYJ (10/17) over All-Pro cornerback Darrelle Revis in the third quarter... Missed Denver's season opener at Jac. (9/12) with a foot injury that sidelined him the entire preseason... Inactive in Games 11-15 due to an ankle injury.

COLLEGE: Thomas played 39 games (36 starts) at Georgia Tech, where finished his career ranked fourth in school history in receiving yards (2,339), fourth in touchdown catches (15) and seventh in receptions (120)... Averaged nearly 20 yards per reception during his career, posting the fifth-best receiving average (19.5) in Atlantic Coast Conference history... Earned third-team All-America honors from the Associated Press and first-team All-ACC accolades as a senior in 2009 after ranking second in the nation with a school-record 25.1-yard average on 46 catches for 1,154 yards, which ranked second all-time in Georgia Tech annals.

PERSONAL: Thomas attended West Laurens High School in Montrose, Ga., where he was a first-team Class AA all-state selection by the *Atlanta Journal Constitution* and a two-time all-region and All-Heart of Georgia choice... Caught 56 passes for 756 yards (13.5 avg.) with seven touchdowns as a senior... Played on the school's state championship basketball team... First name is pronounced duh-MARE-ee-us... Demaryius Thomas was born on Dec. 25, 1987, in Montrose, Ga.

THOMAS' REGULAR SEASON RECORD

				RECEIVING					KICKOFF RETURNS					SCORING					
Year	**Club**	**G**	**S**	**No.**	**Yds.**	**Avg.**	**LG**	**TD**	**No.**	**Yds.**	**Avg.**	**LG**	**TD**	**TD**	**TDr**	**TDp**	**TDrt**	**2pt**	**Pts.**
2010	Denver	10	2	22	283	12.9	21	2	16	398	24.9	65	0	2	0	2	0	0	12
CAREER TOTALS		**10**	**2**	**22**	**283**	**12.9**	**21**	**2**	**16**	**398**	**24.9**	**65**	**0**	**2**	**0**	**2**	**0**	**0**	**12**

ADDITIONAL STATISTICS: *Rushing — 2010 (2-1, 0.5 avg., 1 LG), TOTAL (2-1, 0.5 avg., 1 LG). Special teams tackles — 2010 (3), TOTAL (3). Miscellaneous tackles — 2010 (2), TOTAL (2). Fumbles — 2010 (1 FR), TOTAL (1 FR).*

THOMAS' SINGLE-GAME HIGHS

(Postseason in parentheses)

Receptions — 8 vs. Seattle, 9/19/10 (none). **Receiving yards** — 97 vs. Seattle, 9/19/10 (none). **Longest reception** — 31 at San Francisco (London), 10/31/10 (none). **Receiving touchdowns** — 1, twice, last vs. N.Y. Jets, 10/17/10 (none). **Rushes** — 1, twice, last at San Francisco (London), 10/31/10 (none). **Rushing yards** — 1 vs. Oakland, 10/24/10 (none). **Longest rush** — 1 vs. Oakland, 10/24/10 (none). **Rushing touchdowns** — None (none). **Kick returns** — 5 at San Francisco (London), 10/31/10 (none). **Kick return yards** — 144 at Tennessee, 10/3/10 (none). **Longest kick return** — 65 at Tennessee, 10/3/10 (none). **Kick return touchdowns** — None (none).

DEMARYIUS THOMAS' CAREER GAME-BY-GAME

(Victories asterisked)

2010 DENVER (4-12)			RECEIVING					KICK RETURNS					SCORING	
Date	**Opponent**	**P/S**	**No.**	**Yds.**	**Avg.**	**LG**	**TD**	**No.**	**Yds.**	**Avg.**	**LG**	**TD**	**2pt.**	**Pts.**
Sep 12	at Jacksonville					INACTIVE								
Sep 19	vs. Seattle*	P	8	97	12.1	21t	1	0	0	0.0	—	0	0	6
Sep 26	vs. Indianapolis	P	2	43	21.5	27	0	0	0	0.0	—	0	0	0
Oct 3	at Tennessee*	P	1	9	9.0	9	0	4	144	36.0	65	0	0	0
Oct 10	at Baltimore	S	2	12	6.0	10	0	1	21	21.0	21	0	0	0
Oct 17	vs. N.Y. Jets	P	1	17	17.0	17t	1	0	0	0.0	—	0	0	6
Oct 24	vs. Oakland	P	1	6	6.0	6	0	1	3	3.0	3	0	0	0
Oct 31	at S.F. (London)	P	1	31	31.0	31	0	5	114	22.8	29	0	0	0
Nov 14	vs. Kansas City*	P	3	51	17.0	22	0	2	68	34.0	38	0	0	0
Nov 22	at San Diego	S	3	17	5.7	12	0	3	48	16.0	19	0	0	0
Games 11-15						INACTIVE								
Jan 2	vs. San Diego	P	0	0	0.0	—	0	0	0	0.0	—	0	0	0
Regular Season Totals		**10/2**	**22**	**283**	**12.9**	**31**	**2**	**16**	**398**	**24.9**	**65**	**0**	**0**	**12**

MARCUS THOMAS

79

6-3 • 316 • 5TH YR. • FLORIDA
BORN: Sept. 23, 1985, in Yokosuka, Japan
HIGH SCHOOL: Mandarin High School, Jacksonville, Fla.
ACQUIRED: Draft #4 (121st overall), 2007
NFL YEAR: 5th • **YEAR WITH BRONCOS:** 5th
NFL GAMES PLAYED/STARTED: 64/23

DEFENSIVE TACKLE

THOMAS AT A GLANCE:

- A fifth-year player who joins Rubin Carter (1975-78) as the only interior defensive linemen in Broncos history to play every game during their first four professional seasons.
- Recorded his second-highest career tackle total (35) in 2010, including his first career sack vs. N.Y. Jets (10/17/10).
- Appeared in all 16 games for Denver in 2009 and had 15 tackles along with the first blocked extra point by a Bronco in five seasons (vs. San Diego, 11/22/09).
- Registered a career-high 57 tackles (35 solo), which led the defensive line, and had one interception in 2008 as one of two Denver defenders to start all 16 games that year.
- Saw time in all 16 games (5 starts) for the Broncos as a rookie in 2007, totaling 30 tackles (17 solo) and one interception.
- Tied for second in Broncos history among defensive linemen with two career interceptions.
- Started 30 career games during four seasons at the University of Florida and recorded consecutive 12-start campaigns for the Gators from 2004-05.
- Selected by the Broncos in the fourth round (121st overall) of the 2007 NFL Draft.

CAREER TRANSACTIONS: Signed by Denver as a draft choice 7/11/07; Signed by Denver as an unrestricted free agent 8/1/11.

2010: Thomas played all 16 games (2 starts) and posted 35 tackles (29 solo) to finish third among Broncos defensive linemen in that category... Joined Rubin Carter (1975-77) as the only Broncos interior defensive linemen in club history to not miss a game during their first three professional seasons... Recorded his first career sack vs. NYJ (10/17)... Totaled a career-high 10 tackles vs. Oak. (10/24).

2009: Thomas played all 16 games (0 starts) for the Broncos, totaling 15 tackles (9 solo)... Blocked an extra point attempt vs. S.D. (11/22), marking the first time in five seasons Denver blocked an extra point.

2008: Thomas started all 16 games for Denver and totaled 57 tackles (35 solo), one interception (11 yds.) and one pass breakup... Led the Broncos' defensive line in tackles... Joined cornerback Dré Bly as one of two Broncos defenders to start all 16 games... Intercepted Jeff Garcia vs. T.B. (10/5) for his second career interception that tied him for second in Denver history for interceptions by a defensive lineman (DE Ed Cooke had a team-record three interceptions from 1964-65).

2007: Selected by the Broncos in the fourth round (121st overall) of the 2007 NFL Draft, Thomas played all 16 games (5 starts) as a rookie, totaling 30 tackles (17 solo), one interception (-2 yds.), one pass breakup and one fumble recovery... Started each of Denver's final four games... Intercepted Josh McCown vs. Oak. (9/16).

COLLEGE: Thomas played 41 career games (30 starts) at the University of Florida, registering 157 tackles (93 solo), 14 sacks (85 yds.), two pass breakups and two forced fumbles... Had at least four sacks in each of his final three seasons at Florida... Named a preseason All-American and a preseason All-Southeastern Conference choice as a senior while appearing on the watch lists for the Bednarik Award, Lombardi Award and Outland Trophy... Member of Head Coach Urban Meyer's leadership committee... Received honorable mention All-SEC accolades as a junior who started all 12 games... Named to the *Knoxville News-Sentinel*'s All-Freshman Team.

PERSONAL: Thomas was a *SuperPrep* All-American as a senior at Mandarin High School in Jacksonville, Fla.... Added first-team Class 6A all-state honors as a senior, leading Mandarin with 30 sacks, a total that was two shy of the state single-season record... Played sparingly at fullback during his senior season and had one 100-yard rushing performance... Contributed 80 tackles and 15 sacks as a junior... Can do a standing backflip, which he learned as a youth participating in gymnastics... Majored in anthropology at Florida... Marcus Thomas was born on Sept. 23, 1985, in Yokosuka, Japan.

THOMAS' REGULAR SEASON RECORD

Year	Club	G	S	UT	A	TT	S-Yds.	I-Yds.	PD	FF	FR	TD-Int.	TD-FR	S	Pts.
2007	Denver	16	5	17	13	30	0-0	1--2	1	0	1	0	0	0	0
2008	Denver	16	16	35	22	57	0-0	1-11	1	0	0	0	0	0	0
2009	Denver	16	0	9	6	15	0-0	0-0	0	0	0	0	0	0	0
2010	Denver	16	2	29	6	35	1-3	0-0	1	0	0	0	0	0	0
CAREER TOTALS		**64**	**23**	**90**	**47**	**137**	**1-3**	**2-9**	**3**	**0**	**1**	**0**	**0**	**0**	**0**

ADDITIONAL STATISTICS: *Blocked an extra point vs. San Diego (11/22/09). Returned a kickoff 1 yd. at Philadelphia (12/27/09).*

THOMAS' SINGLE-GAME HIGHS

(Postseason in parentheses)

Sacks — 1 vs. N.Y. Jets, 10/17/10 (none). **Sack yards** — 3 vs. N.Y. Jets, 10/17/10 (none). **Interceptions** — 1, twice, last vs. Tampa Bay, 10/5/08 (none). **Interception return yards** — 11 vs. Tampa Bay, 10/5/08 (none).

MARCUS THOMAS' CAREER GAME-BY-GAME

(Victories asterisked)

2007 DENVER (7-9) — TACKLES

Date	Opponent	P/S	UT	A	TT	S-Yds.	I-Yds	PD	FF	FR
Sep 9	at Buffalo*	P	1	1	2	0-0	0-0	0	0	0
Sep 16	vs. Oakland*	P	1	0	1	0-0	1--2	1	0	0
Sep 23	vs. Jacksonville	P	1	0	1	0-0	0-0	0	0	0
Sep 30	at Indianapolis	P	2	2	4	0-0	0-0	0	0	0
Oct 7	vs. San Diego	P	1	1	2	0-0	0-0	0	0	0
Oct 21	vs. Pittsburgh*	S	0	2	2	0-0	0-0	0	0	0
Oct 29	vs. Green Bay	P	1	0	1	0-0	0-0	0	0	0
Nov 4	at Detroit	P	0	0	0	0-0	0-0	0	0	0
Games 9-10		P	2	1	3	0-0	0-0	0	0	0
Games 11-12		P	0	1	1	0-0	0-0	0	0	0
Dec 9	vs. Kansas City*	S	1	1	2	0-0	0-0	0	0	0
Dec 13	at Houston	S	1	0	1	0-0	0-0	0	0	0
Dec 24	at San Diego	S	3	1	4	0-0	0-0	0	0	1
Dec 30	vs. Minnesota*	S	1	1	2	0-0	0-0	0	0	0
Regular Season Totals		**16/5**	**17**	**13**	**30**	**0-0**	**1--2**	**1**	**0**	**1**

2008 DENVER (8-8) — TACKLES

Date	Opponent	P/S	UT	A	TT	S-Yds.	I-Yds.	PD	FF	FR
Sep 8	at Oakland*	S	1	1	2	0-0	0-0	0	0	0
Sep 14	vs. San Diego*	S	0	1	1	0-0	0-0	0	0	0
Sep 21	vs. New Orleans*	S	2	1	3	0-0	0-0	0	0	0
Sep 28	at Kansas City	S	5	1	6	0-0	0-0	0	0	0
Oct 5	vs. Tampa Bay*	S	2	2	4	0-0	1-11	1	0	0
Oct 12	vs. Jacksonville	S	2	3	5	0-0	0-0	0	0	0
Oct 20	at New England	S	5	2	7	0-0	0-0	0	0	0
Nov 2	vs. Miami	S	2	1	3	0-0	0-0	0	0	0
Nov 6	at Cleveland*	S	1	0	1	0-0	0-0	0	0	0
Nov 16	at Atlanta*	S	2	1	3	0-0	0-0	0	0	0
Nov 23	vs. Oakland	S	3	1	4	0-0	0-0	0	0	0
Nov 30	at N.Y. Jets*	S	1	1	2	0-0	0-0	0	0	0
Dec 7	vs. Kansas City*	S	1	2	3	0-0	0-0	0	0	0
Dec 14	at Carolina	S	2	3	5	0-0	0-0	0	0	0
Dec 21	vs. Buffalo	S	2	1	3	0-0	0-0	0	0	0
Dec 28	at San Diego	S	4	1	5	0-0	0-0	0	0	0
Regular Season Totals		**16/16**	**35**	**22**	**57**	**0-0**	**1-11**	**1**	**0**	**0**

2009 DENVER (8-8) — TACKLES

Date	Opponent	P/S	UT	A	TT	S-Yds.	I-Yds.	PD	FF	FR
Sep 13	at Cincinnati*	P	0	1	1	0-0	0-0	0	0	0
Sep 20	vs. Cleveland*	P	1	0	1	0-0	0-0	0	0	0
Sep 27	at Oakland*	P	0	1	1	0-0	0-0	0	0	0
Games 4-5		P	0	0	0	0-0	0-0	0	0	0
Oct 19	at San Diego*	P	1	0	1	0-0	0-0	0	0	0
Nov 1	at Baltimore	P	0	1	1	0-0	0-0	0	0	0
Nov 9	vs. Pittsburgh	P	1	0	1	0-0	0-0	0	0	0
Nov 15	at Washington	P	2	0	2	0-0	0-0	0	0	0
Nov 22	vs. San Diego	P	1	2	3	0-0	0-0	0	0	0
Nov 26	vs. N.Y. Giants*	P	1	0	1	0-0	0-0	0	0	0
Dec 6	at Kansas City*	P	0	0	0	0-0	0-0	0	0	0
Dec 13	at Indianapolis	P	1	0	1	0-0	0-0	0	0	0
Dec 20	vs. Oakland	P	0	1	1	0-0	0-0	0	0	0
Dec 27	at Philadelphia	P	0	0	0	0-0	0-0	0	0	0
Jan 3	vs. Kansas City	P	1	0	1	0-0	0-0	0	0	0
Regular Season Totals		**16/0**	**9**	**6**	**15**	**0-0**	**0-0**	**0**	**0**	**0**

2010 DENVER (4-12) — TACKLES

Date	Opponent	P/S	UT	A	TT	S-Yds.	I-Yds.	PD	FF	FR
Sep 12	at Jacksonville	P	2	0	2	0-0	0-0	0	0	0
Sep 19	vs. Seattle*	P	1	0	1	0-0	0-0	0	0	0
Sep 26	vs. Indianapolis	P	0	1	1	0-0	0-0	0	0	0
Oct 3	at Tennessee*	P	1	0	1	0-0	0-0	0	0	0
Oct 10	at Baltimore	P	4	0	4	0-0	0-0	0	0	0
Oct 17	vs. N.Y. Jets	S	2	0	2	1-3	0-0	0	0	0
Oct 24	vs. Oakland	P	7	3	10	0-0	0-0	0	0	0
Oct 31	at San Francisco (London)	S	4	0	4	0-0	0-0	0	0	0
Nov 14	vs. Kansas City*	P	1	0	1	0-0	0-0	1	0	0
Nov 22	at San Diego	P	2	0	2	0-0	0-0	0	0	0
Nov 28	vs. St. Louis	P	0	0	0	0-0	0-0	0	0	0
Dec 5	at Kansas City	P	0	2	2	0-0	0-0	0	0	0
Dec 12	at Arizona	P	3	0	3	0-0	0-0	0	0	0
Dec 19	at Oakland	P	2	0	2	0-0	0-0	0	0	0
Dec 26	vs. Houston*	P	0	0	0	0-0	0-0	0	0	0
Jan 2	vs. San Diego	P	0	0	0	0-0	0-0	0	0	0
Regular Season Totals		**16/2**	**29**	**6**	**35**	**1-3**	**0-0**	**1**	**0**	**0**

SYD'QUAN THOMPSON

5-9 • 191 • 2ND YR. • CALIFORNIA

BORN: Feb. 7, 1987, in Sacramento, Calif.
HIGH SCHOOL: Grant High School, Sacramento, Calif.
ACQUIRED: Draft #7a (225th overall), 2010
NFL YEAR: 2nd • **YEAR WITH BRONCOS:** 2nd
NFL GAMES PLAYED/STARTED: 13/0

22

CORNERBACK

THOMPSON AT A GLANCE:

- A second-year cornerback who played 13 games (0 starts) as rookie in 2010 and tied for the team lead with two interceptions (20 yds.) to go along with 10 tackles (7 solo), four passes defensed and one fumble recovery.
- Totaled eight special-teams tackles (5 solo) to tie for fifth on the team and added three punt returns for 18 yards (6.0 avg.) in 2010.
- Recorded his second interception of the season vs. Houston (12/26/10) in the fourth quarter to preserve Denver's 24-23 come-from-behind win.
- Started all 52 possible games at the University of California to set a school record while earning first-team All-Pacific-10 Conference honors as well as his team's Most Valuable Defensive Back award following his final two seasons.
- Broke up a school-record 36 career passes for the Golden Bears and added seven interceptions (204 yds.) and 257 tackles (166 solo), including 20 tackles for a loss (65 yds.).
- Selected by the Broncos in the seventh round (225th overall) of the 2010 NFL Draft.

CAREER TRANSACTIONS: Signed by Denver as a draft choice 5/21/10.

2010: Selected by the Broncos in the seventh round (225th overall) of the 2010 NFL Draft, Thompson played 13 games (0 starts) and totaled 10 tackles (7 solo), four passes defensed and one fumble recovery on defense while tying for the team lead with two interceptions (20 yds.)... Added eight tackles (5 solo) and one fumble recovery on special teams in addition to returning three punts for 18 yards (6.0 avg.)... Sealed Denver's 24-23 come-from-behind win vs. Hou. (12/26) with an interception in the fourth quarter.

COLLEGE: Thompson earned first-team All-Pacific-10 Conference honors during each of his final two seasons at the University of California, where he set a school record by starting all 52 possible games during his four-year career... Broke up a program-record 36 career passes in addition to posting seven interceptions (204 yds.) and 257 tackles (166 solo), including 20 tackles for a loss (65 yds.)... Ended his career for the Golden Bears with his team's Most Valuable Defensive Back award for the second consecutive year as a senior in 2009.

PERSONAL: Thompson was a three-time all-state performer at Grant High School in Sacramento, Calif., where he recorded more than 70 tackles and rushed for 1,136 yards and 13 touchdowns as a senior to earn All-America honors froom *PrepStar* and *SuperPrep*... Majored in social welfare at California... First name is pronounced SID-KWAN... Syd'Quan Tramele Thompson was born on Feb. 7, 1987, in Sacramento, Calif.

THOMPSON'S REGULAR SEASON RECORD

Year	Club	G	S	UT	A	TT	S-Yds.	I-Yds.	PD	FF	FR	TD-Int.	TD-FR	S	Pts.
2010	Denver	13	0	7	3	10	0-0	2-20	4	0	1	0	0	0	0
CAREER TOTALS		**13**	**0**	**7**	**3**	**10**	**0-0**	**2-20**	**4**	**0**	**1**	**0**	**0**	**0**	**0**

ADDITIONAL STATISTICS: *Special teams tackles — 2010 (8), TOTAL (8). Fumbles — 2010 (1 FR), TOTAL (1 FR).*

SYD'QUAN THOMPSON'S CAREER GAME-BY-GAME

(Victories asterisked)

2010 DENVER (4-12)					TACKLES					
Date	**Opponent**	**P/S**	**UT**	**A**	**TT**	**S-Yds.**	**I-Yds.**	**PD**	**FF**	**FR**
Games 1-2					INACTIVE					
Sep 26	vs. Indianapolis	P	0	0	0	0-0	0-0	0	0	0
Oct 3	at Tennessee*	P	0	0	0	0-0	0-0	0	0	0
Oct 10	at Baltimore				INACTIVE					
Oct 17	vs. N.Y. Jets	P	1	0	1	0-0	1-18	2	0	0
Oct 24	vs. Oakland	P	0	0	0	0-0	0-0	0	0	1
Oct 31	at San Francisco (London)	P	0	0	0	0-0	0-0	0	0	0
Nov 14	vs. Kansas City*	P	0	1	1	0-0	0-0	0	0	0
Nov 22	at San Diego	P	0	0	0	0-0	0-0	0	0	0
Nov 28	vs. St. Louis	P	1	1	2	0-0	0-0	0	0	0
Dec 5	at Kansas City	P	0	1	1	0-0	0-0	0	0	0
Dec 12	at Arizona	P	3	0	3	0-0	0-0	1	0	0
Dec 19	at Oakland	P	1	0	1	0-0	0-0	0	0	0
Dec 26	vs. Houston*	P	0	0	0	0-0	1-2	1	0	0
Jan 2	vs. San Diego	P	1	0	1	0-0	0-0	0	0	0
Regular Season Totals		**13/0**	**7**	**3**	**10**	**0-0**	**2-10**	**4**	**0**	**1**

CASSIUS VAUGHN

5-11 • 195 • 2ND YR. • MISSISSIPPI

BORN: Nov. 3, 1987, in Memphis, Tenn.

HIGH SCHOOL: East High School, Memphis, Tenn.

ACQUIRED: College Free Agent, 2010

NFL YEAR: 2nd • **YEAR WITH BRONCOS:** 2nd

NFL GAMES PLAYED/STARTED: 13/0

41

CORNERBACK

VAUGHN AT A GLANCE:

- A second-year cornerback who saw time in 13 games (0 starts) in 2010 after becoming the 12th rookie college free agent to make the Broncos' roster out of training camp since 1997.
- Totaled three tackles on defense in addition to five stops and two fumble recoveries on special teams in 2010.
- Returned two kickoffs for 125 yards (62.5 avg.) in 2010, including a 97-yard kickoff return for a touchdown vs. San Diego (1/2/11) that marked the third-longest such play in team history and the second-longest by an undrafted rookie in NFL history.
- Played all 50 possible career games in four seasons at the University of Mississippi, where he posted 152 tackles (107 solo), five interceptions (57 yds.), 20 pass breakups and two forced fumbles.
- Tied for seventh in the Southeastern Conference with 13 pass breakups as a senior for the Rebels while adding 56 tackles (44 solo) on the year.
- Entered the NFL with the Broncos as a college free agent on April 30, 2010.

CAREER TRANSACTIONS: Signed by Denver as a college free agent 4/30/10.

2010: Vaughn, who entered the NFL as a college free agent with Denver on April 30, played 13 games (0 starts) and totaled three stops (2 solo) on defense in addition to five tackles and two fumble recoveries on special teams... Returned two kickoffs for 125 yards (62.5 avg.) with one touchdown... Became the 12th rookie college free agent to make the club's roster out of training camp since 1997... Recovered a fumble on kickoff coverage in the fourth quarter at Ten. (10/3) to help seal the win for Denver... Returned a kickoff 97 yards for a touchdown in the Broncos' regular-season finale vs. S.D. (1/2) that marked the third-longest kick return in team history and the second-longest kickoff return by an undrafted rookie in NFL history.

COLLEGE: Vaughn played all 50 possible career games (24 starts) at the University of Mississippi, totaling 152

VAUGHN RECORDS DENVER'S THIRD-LONGEST KICKOFF RETURN

LONGEST KICKOFF RETURNS, BRONCOS HISTORY

	Player	Opponent (Date)	Ret.
1.	Nemiah Wilson	at K.C., 10/8/66	100t
	Goldie Sellers	vs. Hou., 10/2/66	100t
3.	**Cassius Vaughn**	**vs. S.D., 1/2/11**	**97t**
4.	Eddie Royal	vs. Mia., 11/2/08	95
	Vaughn Hebron	at Mia., 12/21/98	95t

tackles (107 solo), five interceptions (57 yds.), 20 pass breakups and two forced fumbles... Started 12-of-13 games as a senior and tied for seventh in the Southeastern Conference with 13 pass breakups while contributing 56 tackles (44 solo).

PERSONAL: Vaughn saw time at running back, wide receiver, quarterback and defensive back at East High School in Memphis, Tenn., where he was named to the *SuperPrep* All-Dixie Team and was a *PrepStar* all-region selection as a senior... Cassius Vaughn was born on Nov. 3, 1987, in Memphis, Tenn.

VAUGHN'S REGULAR SEASON RECORD

Year	Club	G	S	UT	A	TT	S-Yds.	I-Yds.	PD	FF	FR	TD-Int.	TD-FR	S	Pts.
2010	Denver	13	0	3	0	3	0-0	0-0	0	0	0	0	0	0	0
CAREER TOTALS		**13**	**0**	**3**	**0**	**3**	**0-0**	**0-0**	**0**	**0**	**0**	**0**	**0**	**0**	**0**

ADDITIONAL STATISTICS: *Special teams tackles — 2010 (5), TOTAL (5). Fumbles — 2010 (2 FR), TOTAL (2 FR). Kick returns — 2010 (2 for 125 yds., 62.5 avg., 97t LG), TOTAL (2 for 125 yds., 62.5 avg., 97t LG).*

CASSIUS VAUGHN'S CAREER GAME-BY-GAME

(Victories asterisked)

2010 DENVER (4-12)					TACKLES					
Date	**Opponent**	**P/S**	**UT**	**A**	**TT**	**S-Yds.**	**I-Yds.**	**PD**	**FF**	**FR**
Sep 12	at Jacksonville	P	0	0	0	0-0	0-0	0	0	0
Sep 19	vs. Seattle*	P	2	0	2	0-0	0-0	0	0	0
Games 3-6		P	0	0	0	0-0	0-0	0	0	0
Oct 24	vs. Oakland	P	1	0	1	0-0	0-0	0	0	0
Oct 31	at San Francisco (London)	P	0	0	0	0-0	0-0	0	0	0
Games 9-10					INACTIVE					
Games 11-13		P	0	0	0	0-0	0-0	0	0	0
Dec 19	at Oakland				INACTIVE					
Games 15-16		P	0	0	0	0-0	0-0	0	0	0
Regular Season Totals		**13/0**	**3**	**0**	**3**	**0-0**	**0-0**	**0**	**0**	**0**



DAVID VEIKUNE

6-2 • 264 • 3RD YR. • HAWAII

BORN: Dec. 12, 1985, in Anchorage, Alaska

HIGH SCHOOL: Campbell High School, Ewa Beach, Hawaii

ACQUIRED: Free Agent, 2010

NFL YEAR: 3rd • **YEAR WITH BRONCOS:** 2nd

NFL GAMES PLAYED/STARTED: 14/0

90

DEFENSIVE END

VEIKUNE AT A GLANCE:

- A third-year defensive end who played linebacker in his first two NFL seasons with Denver (2010) and Cleveland (2009) while seeing time in 14 games (0 starts).
- Played four games for the Broncos in 2010 and contributed five special-teams tackles (3 solo) after signing with the club as a free agent midway through the season.
- Saw time in 10 games for Cleveland as a rookie in 2009, serving as a reserve linebacker and a key blocker on the Brown's kickoff return unit that led the NFL in starting field position after kickoffs (31.4).
- Registered 118 tackles, including 18 sacks and 28 tackles for a loss, in 41 games (15 starts) at the University of Hawaii, where he was a two-time All-Western Athletic Conference selection.
- Began his collegiate career at the University of Colorado, where he redshirted during his true freshman season before transferring to Fresno City College.
- Joined the Broncos as a free agent on Nov. 17, 2010.
- Selected by Cleveland in the second round (52nd overall) of the 2009 NFL Draft.

CAREER TRANSACTIONS: Signed by Cleveland as a draft choice 7/26/09; Placed on injured reserve (knee) by Cleveland 1/2/10; Waived by Cleveland 9/7/10; Signed by Denver as a free agent 11/17/10.

2010: Veikune played four games (0 starts) and was inactive for three contests after joining the Broncos as a free agent on Nov. 17... Contributed five special-teams stops (3 solo) with that total tying for fifth on the club during his seven games on the active roster.

2009: Selected by Cleveland in the second round (52nd overall) of the 2009 NFL Draft, Veikune appeared in 10 games (0 starts) with the Browns as a rookie... Played a reserve linebacker role and was a key blocker on the kickoff return unit, helping the Browns lead the NFL in starting field position after kickoffs (31.4).

COLLEGE: Veikune played 41 games (15 starts) at defensive end in three seasons at the University of Hawaii, totaling 118 tackles, including 18 sacks and 28 tackles for a loss, with 12 quarterback pressures, three pass deflections and four forced fumbles... Earned All-Western Athletic Conference honors twice, being named to the first team as a junior and second team as a senior... Selected to the Academic All-WAC Team in each of his three seasons at Hawaii... Started his collegiate career at the University of Colorado, where he redshirted as a true freshman before transferring to Fresno City College in 2005 and earning honorable mention All-Northern California Conference accolades.

PERSONAL: Veikune was an all-state and all-area honoree at Campbell High School in Ewa Beach, Hawaii, where he spent his final two prep seasons... Also lettered in track (discus and shot put) and played on the school's baseball team... Began his high school career at Oñate High School in Las Cruces, N.M., lettering in each of his first two football seasons... Lived in Anchorage, Alaska, Winslow Ariz., Las Cruces, N.M. and Ewa Beach, Hawaii as a youth... Cousin, Tony Fulilangi, was once the fourth-ranked light heavyweight boxer in the world... Last name is pronounced vay-KOO-nay... David Fao'tusia Veikune was born on Dec. 12, 1985, in Anchorage, Alaska.

VEIKUNE'S REGULAR SEASON RECORD

Year	Club	G	S	UT	A	TT	S-Yds.	I-Yds.	PD	FF	FR	TD-Int.	TD-FR	S	Pts.
2009	Cleveland	10	0	0	0	0	0-0	0-0	0	0	0	0	0	0	0
2010	Denver	4	0	0	0	0	0-0	0-0	0	0	0	0	0	0	0
CAREER TOTALS		**14**	**0**	**0**	**0**	**0**	**0-0**	**0-0**	**0**	**0**	**0**	**0**	**0**	**0**	**0**

ADDITIONAL STATISTICS: *Special teams tackles — 2010 (5), TOTAL (5).*

DAVID VEIKUNE'S CAREER GAME-BY-GAME

(Victories asterisked)

2009 CLEVELAND (5-11)			TACKLES							
Date	**Opponent**	**P/S**	**UT**	**A**	**TT**	**S-Yds.**	**I-Yds.**	**PD**	**FF**	**FR**
Games 1-9		P	0	0	0	0-0	0-0	0	0	0
Games 10-11				INACTIVE						
Dec 6	vs. San Diego	P	0	0	0	0-0	0-0	0	0	0
Games 13-15				INACTIVE						
			PLACED ON INJURED RESERVE (KNEE) ON JAN. 2							
Regular Season Totals		**10/0**	**0**	**0**	**0**	**0-0**	**0-0**	**0**	**0**	**0**

2010 DENVER (4-12)			TACKLES							
Date	**Opponent**	**P/S**	**UT**	**A**	**TT**	**S-Yds.**	**I-Yds.**	**PD**	**FF**	**FR**
			SIGNED BY DENVER ON NOV. 17							
Games 10-11				INACTIVE						
Dec 5	at Kansas City	P	0	0	0	0-0	0-0	0	0	0
Dec 12	at Arizona	P	0	0	0	0-0	0-0	0	0	0
Dec 19	at Oakland			INACTIVE						
Dec 26	vs. Houston*	P	0	0	0	0-0	0-0	0	0	0
Jan 2	vs. San Diego	P	0	0	0	0-0	0-0	0	0	0
Regular Season Totals		**4/0**	**0**	**0**	**0**	**0-0**	**0-0**	**0**	**0**	**0**

BRONCOS BESTS IN SEASON OPENERS

PASSING YARDS

	Player	Game	Yds.
1.	Frank Tripucka	vs. S.D., 9/7/62	376
2.	John Elway	vs. S.D., 9/4/94	371
3.	John Elway	vs. Sea., 9/13/87	338
4.	Brian Griese	vs. NYG 9/10/01	330
5.	Charley Johnson	vs. K.C., 9/21/75	329
6.	John Elway	vs. Buf., 9/3/95	317
7.	Brian Griese	at Stl., 9/4/00	307
8.	Jay Cutler	at Buf., 9/9/07	304
9.	Jay Cutler	at Oak., 9/8/08	300

RUSHING YARDS

	Player	Game	Yds.
1.	Quentin Griffin	vs. K.C., 9/12/04	156
2.	Travis Henry	at Buf., 9/9/07	139
3.	Clinton Portis	at Cin., 9/7/03	120
4.	Gaston Green	vs. Cin., 9/1/91	116
5.	Floyd Little	vs. Bos., 9/14/69	105
6.	Tatum Bell	at Stl., 9/10/06	103
7.	Terrell Davis	vs. NYG, 9/10/01	101
	Terrell Davis	vs. K.C., 8/31/97	101
	Floyd Little	vs. Hou., 9/17/72	101

RECEIVING YARDS

	Player	Game	Yds.
1.	Shannon Sharpe	vs. Buf., 9/3/95	180
2.	Rick Upchurch	vs. K.C., 9/21/75	153
3.	Eddie Royal	at Oak., 9/8/08	146
4.	Lionel Taylor	at Buf., 9/10/61	132
5.	Al Denson	vs. Bos., 9/3/67	131
6.	Al Carmichael	at Bos., 9/9/60	130
7.	Rod Smith	vs. K.C., 8/31/97	122
8.	Mark Jackson	at LAA, 9/9/90	121
9.	Javon Walker	at Buf., 9/9/07	119
	Mike Pritchard	vs. S.D., 9/4/94	119

KEVIN VICKERSON

6-5 • 290 • 6TH YR. • MICHIGAN STATE

BORN: Jan 8, 1983, in Detroit, Mich.
HIGH SCHOOL: Martin Luther King Jr. High School, Detroit, Mich.
ACQUIRED: Free Agent, 2010
NFL YEAR: 6th • **YEAR WITH BRONCOS:** 2nd
NFL GAMES PLAYED/STARTED: 39/14 • **POSTSEASON:** 2/0

99

DEFENSIVE TACKLE

VICKERSON AT A GLANCE:

- A sixth-year defensive tackle who has played 39 career NFL games (14 starts) in six seasons with Denver (2010), Tennessee (2007-09) and Miami (2005-06) in addition to a 10-game stint with NFL Europe in 2007.
- Set career highs in games played (15) and starts (12) in his first season with Denver in 2010, finishing second among the club's defensive linemen with 42 tackles (33 solo), including a career-high two sacks (4 yds.), with one interception (4 yds.) and one forced fumble.
- Posted a personal-best 49 tackles (24 solo) in 13 games (2 starts) for Tennessee in 2009.
- Started 10 games for NFL Europe's Cologne Centurions in 2007, where he was named a first-team All-NFL Europa selection after posting 31 tackles and 3.5 sacks.
- Lettered four years at Michigan State University, where he played 44 games (19 starts) and totaled 113 tackles, including 8.5 sacks and 24.5 tackles for a loss, in addition to 19 quarterback pressures, one fumble recovery and two blocked kicks.
- Joined the Broncos as a free agent on Sept. 7, 2010.
- Selected by Miami in the seventh round (216th overall) of the 2005 NFL Draft.

CAREER TRANSACTIONS: Signed by Miami as a draft choice 7/25/05; Placed on injured reserve (knee) by Miami on 9/3/05; Waived by Miami 8/27/07; Signed by Tennessee (practice squad) 10/31/07; Signed by Tennessee (active roster) 11/27/07; Placed on reserve/suspended list by Commissioner 12/5/08; Suspension lifted by Commissioner 1/5/09; Traded to Seattle 4/24/10; Waived by Seattle 9/6/10; Signed by Denver 9/7/10.

2010: Vickerson played a career-high 15 games (12 starts) for the Broncos after being waived by Seattle at the conclusion of the preseason and signing with Denver on Sept. 7... Totaled 42 tackles (33 solo), including a personal-best two sacks (4 yds.), with one interception (4 yds.), three passes defensed and one forced fumble... Started 12 of Denver's final 13 games, missing the Broncos' International Series Game at S.F. (10/31) in London with a groin injury.

2009: Vickerson appeared in 13 games (2 starts) with Tennessee and posted a career-high 49 tackles (24 solo) and three pass breakups... Started his first career game at defensive tackle vs. Jac. (11/1).

2008: Vickerson played seven games (0 starts) and was inactive for five contests with Tennessee, posting 23 tackles (10 solo), including 1.5 sacks (7.5 yds.), with one pass defensed and one fumble recovery... Contributed a career-best seven tackles (4 solo) and recovered a fumble vs. NYJ (11/23)... Recorded his first career sack at Det. (11/27)... Played in Tennessee's AFC Divisional Playoff Game vs. Bal. (1/10) and tallied four solo tackles for the Titans.

2007: Vickerson played four games (0 starts) and totaled three tackles (2 solo) for Tennessee after a four-week stint on the Titans' practice squad and an assignment with NFL Europe's Cologne Centurions... Waived by Miami on Aug. 27 and allocated to the Centurions, where he started 10 games and posted 31 tackles, including 3.5 sacks, to earn first-team All-NFL Europa honors... Signed to Tennessee's practice squad on Oct. 31 before being called up to the Titans' active roster on Nov. 27... Made his NFL debut vs. Hou. (12/2) and collected two tackles.

2006: Vickerson was inactive for all 16 games with Miami.

2005: Selected by Miami in the seventh round (216th overall) of the 2005 NFL Draft, Vickerson posted five tackles, including one sack, in the preseason before injuring his knee and being placed on injured reserve on Sept. 3.

COLLEGE: Vickerson played 44 games (19 starts) at Michigan State University, where he tallied 113 tackles, 8.5 sacks, 8.5 sacks, 24.5 tackles for a loss, 19 quarterback pressures, one fumble recovery and two blocked kicks... Started 11 games as a senior and posted career highs in tackles (46), tackles for a loss (10.5) and sacks (4.5)... Opened six games as a sophomore and two more during his freshman season.

PERSONAL: Vickerson attended Martin Luther King Jr. High School in Detroit, where he earned PrepStar All-America honors following his senior season in which he helped his team to a 10-1 record and a Public School League title... Majored in criminal justice at Michigan State... Kevin Darnell Vickerson was born on Jan. 8, 1983, in Detroit.

VICKERSON'S REGULAR SEASON RECORD

Year	Club	G	S	UT	A	TT	S-Yds.	I-Yds.	PD	FF	FR	TD-Int.	TD-FR	S	Pts.
2005	Miami	INJURED RESERVE (KNEE)													
2006	Miami	0	0	0	0	0	0-0	0-0	0	0	0	0	0	0	0
2007	Tennessee	4	0	2	1	3	0-0	0-0	0	0	0	0	0	0	0
2008	Tennessee	7	0	10	13	23	1.5-7.5	0-0	1	0	1	0	0	0	0
2009	Tennessee	13	2	24	25	49	0-0	0-0	3	0	0	0	0	0	0
2010	Denver	15	12	33	9	42	2-4	1-4	3	1	0	0	0	0	0
CAREER TOTALS		**39**	**14**	**69**	**48**	**117**	**3.5-11.5**	**1-4**	**7**	**1**	**1**	**0**	**0**	**0**	**0**

VICKERSON'S POSTSEASON RECORD

Year	Club	G	S	UT	A	TT	S-Yds.	I-Yds.	PD	FF	FR	TD-Int.	TD-FR	S	Pts.
2007	Tennessee	1	0	0	0	0	0-0	0-0	0	0	0	0	0	0	0
2008	Tennessee	1	0	4	0	4	0-0	0-0	0	0	0	0	0	0	0
CAREER TOTALS		**2**	**0**	**4**	**0**	**4**	**0-0**	**0-0**	**0**	**0**	**0**	**0**	**0**	**0**	**0**

VICKERSON'S SINGLE-GAME HIGHS

(Postseason in parentheses)

Sacks — 1, three times, last vs. San Diego, 1/2/11 (none). **Sack yards** — 4, twice, last vs. San Diego, 1/2/11 (none). **Interceptions** — 1 at Oakland, 12/19/10 (none). **Interception return yards** — 4 at Oakland, 12/19/10 (none).

KEVIN VICKERSON' CAREER GAME-BY-GAME

(Victories asterisked)

2007 TENNESSEE (10-6)

Date	Opponent	P/S	UT	A	TT	S-Yds.	I-Yds.	PD	FF	FR
		TACKLES								
Games 1-7		NOT WITH TEAM								
Games 8-11		PRACTICE SQUAD								
Dec 2	vs. Houston*	P	1	1	2	0-0	0-0	0	0	0
Dec 9	vs. San Diego	P	0	0	0	0-0	0-0	0	0	0
Dec 16	at Kansas City*	P	1	0	1	0-0	0-0	0	0	0
Dec 23	vs. N.Y. Jets*	P	0	0	0	0-0	0-0	0	0	0
Dec 30	at Indianapolis*	INACTIVE								
Regular Season Totals		**4/0**	**2**	**1**	**3**	**0-0**	**0-0**	**0**	**0**	**0**
Jan 6	at San Diego§	P	0	0	0	0-0	0-0	0	0	0
Postseason Totals		**1/0**	**0**	**0**	**0**	**0-0**	**0-0**	**0**	**0**	**0**

§AFC Wild Card Game

2008 TENNESSEE (13-3)

Date	Opponent	P/S	UT	A	TT	S-Yds.	I-Yds.	PD	FF	FR
		TACKLES								
Sep 7	vs. Jacksonville*	P	0	2	2	0.5-3.5	0-0	0	0	0
Sep 14	at Cincinnati*	P	0	1	1	0-0	0-0	0	0	0
Games 3-5		INACTIVE								
Oct. 19	at Kansas City*	P	2	2	4	0-0	0-0	0	0	0
Games 7-8		INACTIVE								
Nov 9	at Chicago*	P	2	1	3	0-0	0-0	0	0	0
Nov 16	at Jacksonville*	P	1	2	3	0-0	0-0	1	0	0
Nov 23	vs. N.Y. Jets	P	4	3	7	0-0	0-0	0	0	1
Nov 27	at Detroit*	P	1	2	3	1-4	0-0	0	0	0
Games 13-16		SUSPENDED BY COMMISSIONER								
Regular Season Totals		**7/0**	**10**	**13**	**23**	**1.5-7.5**	**0-0**	**1**	**0**	**1**
Jan 10	vs. Baltimore†	P	4	0	4	0-0	0-0	0	0	0
Postseason Totals		**1/0**	**4**	**0**	**4**	**0-0**	**0-0**	**0**	**0**	**0**

†AFC Divisional Playoff Game

2009 TENNESSEE (8-8)

Date	Opponent	P/S	UT	A	TT	S-Yds.	I-Yds.	PD	FF	FR
		TACKLES								
Sep 10	at Pittsburgh	P	2	3	5	0-0	0-0	0	0	0
Sep 20	vs. Houston	INACTIVE								
Sep 27	at N.Y. Jets	P	4	1	5	0-0	0-0	0	0	0
Oct 4	at Jacksonville	P	1	3	4	0-0	0-0	1	0	0
Oct 11	vs. Indianapolis	P	1	2	3	0-0	0-0	1	0	0
Oct 18	at New England	P	3	3	6	0-0	0-0	0	0	0
Nov 1	vs. Jacksonville*	S	1	1	2	0-0	0-0	0	0	0
Nov 8	at San Francisco*	P	0	2	2	0-0	0-0	0	0	0
Nov 15	vs. Buffalo*	INACTIVE								
Nov 23	at Houston*	P	1	2	3	0-0	0-0	1	0	0
Nov 29	vs. Arizona*	P	0	3	3	0-0	0-0	0	0	0
Dec 6	at Indianapolis	P	1	1	2	0-0	0-0	0	0	0
Dec 13	vs. St. Louis*	INACTIVE								
Dec 20	vs. Miami*	P	4	1	5	0-0	0-0	0	0	0
Dec 25	vs. San Diego	P	4	1	5	0-0	0-0	0	0	0
Jan 3	at Seattle*	S	2	2	4	0-0	0-0	0	0	0
Regular Season Totals		**13/2**	**24**	**25**	**49**	**0-0**	**0-0**	**3**	**0**	**0**

2010 DENVER (4-12)

Date	Opponent	P/S	UT	A	TT	S-Yds.	I-Yds.	PD	FF	FR
		TACKLES								
Sep 12	at Jacksonville	P	1	0	1	0-0	0-0	0	0	0
Sep 19	vs. Seattle*	P	1	0	1	0-0	0-0	0	0	0
Sep 26	vs. Indianapolis	P	1	1	2	0-0	0-0	1	0	0
Oct 3	at Tennessee*	S	3	3	6	0-0	0-0	0	0	0
Oct 10	at Baltimore	S	3	2	5	0-0	0-0	0	0	0
Oct 17	vs. N.Y. Jets	S	1	0	1	0-0	0-0	0	0	0
Oct 24	vs. Oakland	S	0	0	0	0-0	0-0	0	0	0
Oct 31	at San Francisco (London)	INACTIVE								
Nov 14	vs. Kansas City*	S	5	0	5	0-0	0-0	1	1	0
Nov 22	at San Diego	S	4	1	5	0-0	0-0	0	0	0
Nov 28	vs. St. Louis	S	3	0	3	1-0	0-0	0	0	0
Dec 5	at Kansas City	S	2	2	4	0-0	0-0	0	0	0
Dec 12	at Arizona	S	5	0	5	0-0	0-0	0	0	0
Dec 19	at Oakland	S	1	0	1	0-0	1-4	1	0	0
Dec 26	vs. Houston*	S	2	0	2	0-0	0-0	0	0	0
Jan 2	vs. San Diego	S	1	0	1	1-4	0-0	0	0	0
Regular Season Totals		**15/12**	**33**	**9**	**42**	**2-4**	**1-4**	**3**	**1**	**0**

J.D. WALTON

6-3 • 305 • 2nd Yr. • Baylor

Born: March 24, 1987, in Lawton, Okla.

High School: Allen High School, Allen, Texas

Acquired: Draft #3a (80th overall), 2010

NFL Year: 2nd • **Year with Broncos:** 2nd

NFL Games Played/Started: 16/16

50

CENTER

WALTON AT A GLANCE:

- A second-year center who started all 16 games as a rookie in 2010 as just the fifth offensive lineman (only center) in franchise history to achieve that mark.
- Joined just four other rookie offensive linemen in the NFL to open every game for their team during the 2010 season.
- Allowed only three sacks in 619 pass plays while missing just one snap during his rookie campaign.
- Started 36 games in three seasons at Baylor University, where he was credited with allowing only three sacks in 721 pass plays during his final two years.
- Honored as a first-team All-American during his final season at Baylor in 2009, becoming the school's first offensive or defensive player to achieve that status in 18 years.
- Selected by the Broncos in the third round (80th overall) of the 2010 NFL Draft.

CAREER TRANSACTIONS: Signed by Denver as a draft choice 6/17/10.

2010: Selected by the Broncos in the third round (80th overall) of the 2010 NFL Draft, Walton started all 16 games to become the first rookie center in franchise history to accomplish that feat and just the fifth offensive lineman overall... Missed just one snap the entire season and joined four other rookie NFL offensive linemen as 16-game starters in 2010... Credited with allowing only three sacks in 619 pass plays that he participated in.

COLLEGE: Walton started all 36 games played in three seasons at Baylor University, where he earned first-team All-America honors as a senior to become the school's first offensive or defensive player in 18 seasons to achieve that distinction... Named one of six finalists for the Rimington Trophy (nation's best center) in 2009 and was named to the Big 12 Conference Commissioner's Honor Roll for the third consecutive year... Recorded 291 career knockdown/key blocks and allowed just three sacks in 721 pass plays during his final two seasons... Transferred

WALTON A RARE 16-GAME ROOKIE STARTER ON OFFENSIVE LINE

ROOKIE OFFENSIVE LINEMEN TO START EVERY REGULAR-SEASON GAME, BRONCOS HISTORY

Player	Pos.	Year
J.D. Walton	**C**	**2010**
Ryan Clady	LT	2008
Russell Freeman	LT	1992
Tom Glassic	LG	1976
Claudie Minor	LT	1974

to Baylor from Arizona State University, where he redshirted as a true freshman in 2005.

PERSONAL: Walton was a first-team All-District 9-5A and all-county selection as a senior at Allen High School in Allen, Texas, where he posted 79 pancake blocks during his final prep season... Majored in speech communications at Baylor... Justin Daniel Walton was born on March 24, 1987, in Lawton, Okla.

WALTON'S REGULAR SEASON RECORD

Year	Club	G	S
2010	Denver	16	16
CAREER TOTALS		**16**	**16**

TY WARREN

6-5 • 300 • 9TH YR. • TEXAS A&M

BORN: Feb. 6, 1981, in Bryan, Texas

HIGH SCHOOL: Bryan High School, Bryan, Texas

ACQUIRED: Free Agent, 2011

NFL YEAR: 9th • **YEAR WITH BRONCOS:** 1st

NFL GAMES PLAYED/STARTED: 105/92 • **POSTSEASON:** 15/11

76

DEFENSIVE TACKLE

WARREN AT A GLANCE:

- A ninth-year defensive tackle who started 92-of-105 career regular-season games and 11-of-15 postseason contests in his first seven NFL seasons with New England.
- Helped the Patriots capture six division championships, three conference titles and two Super Bowl crowns from 2003-09, as part of a defense that ranked in the Top 10 five times during that stretch.
- Played at least 13 games in each of his first seven seasons before missing the entire 2010 campaign with a hip injury.
- Earned a spot on the *USA Today* All-Joe Team in 2008 after starting all 13 games played and posting 65 tackles (38 solo), two sacks (11 yds.), one forced fumble and one fumble recovery.
- Finished second on the Patriots with a career-high 117 tackles (66 solo) and added a personal-best 7.5 sacks (45 yds.) in 2006 to earn All-Pro honors from *Sports Illustrated* (Peter King).
- Totaled 144 tackles (78 solo) and 13.5 sacks (72 yds.) during his career at Texas A&M University where he earned multiple All-Big 12 Conference accolades.
- Joined the Broncos as a free agent on Aug. 4, 2011.
- Selected by the Patriots in the first round (13th overall) of the 2003 NFL Draft.

CAREER TRANSACTIONS: Signed by New England as a draft choice 7/21/03; Placed on injured reserve (hip) by New England 8/13/10; Released by New England 7/29/11; Signed by Denver 8/4/11.

2010: Warren was placed on injured reserve (hip) on Aug. 13 and missed the entire season.

2009: Warren played 13 games (12 starts) and collected 57 tackles (37 solo), one sack (9 yds.) and one pass defensed for New England... Started at defensive end in the Patriots' AFC Wild Card Game vs. Bal. (1/10) and totaled nine tackles (5 solo)... Played in his 100th regular-season game vs. Mia. (11/8).

2008: Warren started all 13 games played and finished seventh on the team with 65 tackles (38 solo), two sacks (11 yds.), one forced fumble and one fumble recovery... Named to the *USA Today* All-Joe Team... Led the team with a season-high eight tackles, including his second sack of the season, vs. Buf. (11/9).

2007: Warren, who was voted a defensive captain by his teammates, started all 16 regular-season games for the third time in his career and opened all three of New England's postseason contests as well... Ranked second on the team with 83 tackles (47 solo) in addition to four sacks (27.5 yds.) and three fumble recoveries during the regular season... Contributed 18 tackles (13 solo), one sack (8 yds.) and one forced fumble during the playoffs... Recovered two fumble vs. Was. (10/28).

2006: Warren started all 15 games played and finished second on the team with a career-high 117 tackles (66 solo) to go along with 7.5 sacks (45 yds.), two passes defensed, one forced fumble and one fumble recovery... Opened three playoff games and tallied 12 tackles (11 solo)... Received All-Pro honors from *Sports Illustrated* (Peter King)... Named AFC Defensive Player of the Month in December after totaling 43 tackles (27 solo) and four sacks... Collected a career-high 12 tackles vs. N.Y. Jets (9/17) and vs. Ind. (11/5).

2005: Warren started all 16 games for the second consecutive season and ranked third on the club with 77 tackles (40 solo) in addition to 1.5 sacks (10 yds.), one pass defensed and one fumble recovery... Started both of the Patriots' postseason games and made 14 tackles (6 solo)... Helped New England limit opponents to 31.3 rushing yards per game during the month of December.

2004: Warren opened all 16 games at defensive end for the first time in his career and registered 64 tackles (46 solo), 3.5 sacks (22.5 yds.), one pass defensed and two forced fumbles... Played three playoff games (2 starts), leading all Patriots defensive linemen with 11 tackles (8 solo) during the postseason... Recorded one solo tackle in New England's win over Philadelphia in Super Bowl XXXIX.

2003: Selected by New England in the first round (13th overall) of the 2003 NFL Draft, Warren played all 16 games (4 starts) to become the first top draft choice of the Patriots to play in every contest since Damien Woody in 1999... Totaled 33 tackles (18 solo), one sack (1 yd.) and two passes defensed... Played all three postseason contests, including New England's Super Bowl XXXVIII win over Carolina.

COLLEGE: Warren played 36 games (25 starts) along the defensive front for Texas A&M University, where he totaled 144 tackles (78 solo), 13.5 sacks (72 yds.), one forced fumble and two blocked kicks during his career... Earned second-team All-Big 12 Conference honors by the *NFL Draft Report* as a senior after starting 10 games and totaling 52 tackles (29 solo), 4.5 sacks and 12 tackles for a loss. Received first-team All-Big 12 accolades as a junior after posting 41 tackles (19 solo), four sacks and 12 tackles for a loss.

PERSONAL: Warren attended Bryan High School in Bryan, Texas, where he recorded 248 tackles, 22 sacks, 69 tackles for a loss and 90 quarterback pressures during his three-year varsity career... Earned first-team all-state honors after totaling 109 tackles, nine sacks and 28 tackles for a loss as a senior... Received the 2007 New England Patriots Ron Burton Community Service Award... His uncle, Curtis Dickey, was an All-American tailback at Texas A&M (1976-79) and was selected by the Baltimore Colts in the first round of the 1980 NFL Draft... Majored in agricultural development at Texas A&M... Ty'ron Markeith Warren was born on Feb. 6, 1981, in Bryan, Texas.

WARREN'S REGULAR SEASON RECORD

Year	Club	G	S	UT	A	TT	S-Yds.	I-Yds.	PD	FF	FR	TD-Int.	TD-FR	S	Pts.
2003	New England	16	4	18	15	33	1-1	0-0	2	0	0	0	0	0	0
2004	New England	16	16	46	18	64	3.5-22.5	0-0	1	2	0	0	0	0	0
2005	New England	16	16	40	37	77	1.5-10	0-0	1	0	1	0	0	0	0
2006	New England	15	15	66	51	117	7.5-45.0	0-0	2	1	1	0	0	0	0
2007	New England	16	16	47	36	83	4-27.5	0-0	0	0	3	0	0	0	0
2008	New England	13	13	38	27	65	2-11	0-0	0	1	1	0	0	0	0
2009	New England	13	12	37	20	57	1-9	0-0	1	0	0	0	0	0	0
2010	New England						INJURED RESERVE								
CAREER TOTALS		**105**	**92**	**292**	**204**	**496**	**20.5-126**	**0-0**	**7**	**4**	**6**	**0**	**0**	**0**	**0**

WARREN'S POSTSEASON RECORD

Year	Club	G	S	UT	A	TT	S-Yds.	I-Yds.	PD	FF	FR	TD-Int.	TD-FR	S	Pts.
2003	New England	3	0	0	1	1	0-0	0-0	1	0	0	0	0	0	0
2004	New England	3	2	8	3	11	0-0	0-0	0	0	0	0	0	0	0
2005	New England	2	2	6	8	14	0-0	0-0	0	0	0	0	0	0	0
2006	New England	3	3	11	1	12	0-0	0-0	0	0	0	0	0	0	0
2007	New England	3	3	13	5	18	1-8	0-0	0	1	0	0	0	0	0
2009	New England	1	1	5	4	9	0-0	0-0	0	0	0	0	0	0	0
CAREER TOTALS		**15**	**11**	**43**	**22**	**65**	**1-8**	**0-0**	**1**	**1**	**0**	**0**	**0**	**0**	**0**

TY WARREN'S CAREER GAME-BY-GAME

(Victories asterisked)

2003 NEW ENGLAND (14-2) TACKLES

Date	Opponent	P/S	UT	A	TT	S-Yds.	I-Yds	PD	FF	FR
Sep 7	at Buffalo	P	1	0	1	0-0	0-0	0	0	0
Sep 14	at Philadelphia*	P	1	0	1	0-0	0-0	0	0	0
Sep 21	vs. N.Y. Jets*	P	0	0	0	0-0	0-0	0	0	0
Sep 28	at Washington	P	0	1	1	0-0	0-0	1	0	0
Oct 5	vs. Tennessee*	S	1	5	6	0-0	0-0	0	0	0
Oct 12	vs. N.Y. Giants*	S	3	2	5	0-0	0-0	0	0	0
Oct 19	at Miami*	S	4	1	5	1-1	0-0	1	0	0
Oct 26	vs. Cleveland*	S	4	0	4	0-0	0-0	0	0	0
Nov 3	at Denver*	P	0	1	1	0-0	0-0	0	0	0
Nov 16	vs. Dallas*	P	1	1	2	0-0	0-0	0	0	0
Nov 23	at Houston*	P	0	0	0	0-0	0-0	0	0	0
Nov 30	at Indianapolis*	P	0	3	3	0-0	0-0	0	0	0
Dec 7	vs. Miami*	P	1	0	1	0-0	0-0	0	0	0
Dec 14	vs. Jacksonville*	P	0	0	0	0-0	0-0	0	0	0
Dec 20	at N.Y. Jets*	P	1	0	1	0-0	0-0	0	0	0
Dec 27	vs. Buffalo*	P	1	1	2	0-0	0-0	0	0	0
Regular Season Totals		**16/4**	**18**	**15**	**33**	**1-1**	**0-0**	**2**	**0**	**0**
Jan 10	vs. Tennessee*†	P	0	0	0	0-0	0-0	0	0	0
Jan 18	vs. Indianapolis*#	P	0	1	1	0-0	0-0	0	0	0
Feb 1	vs. Carolina*$	P	0	0	0	0-0	0-0	1	0	0
Postseason Totals		**3/0**	**1**	**0**	**1**	**0-0**	**0-0**	**0**	**0**	**0**

†AFC Divisional Playoff Game; #AFC Championship Game; $Super Bowl XXXVIII

2004 DENVER (14-2) TACKLES

Date	Opponent	P/S	UT	A	TT	S-Yds.	I-Yds	PD	FF	FR
Sep 9	vs. Indianapolis*	S	6	4	10	0-0	0-0	0	1	0
Sep 19	at Arizona*	S	2	0	2	0-0	0-0	0	0	0
Oct 3	at Buffalo*	S	4	0	4	0-0	0-0	0	0	0
Oct 10	vs. Miami*	S	2	3	5	0-0	0-0	0	0	0
Oct 17	vs. Seattle*	S	2	0	2	0.5-2.5	0-0	0	0	0
Oct 24	vs. N.Y. Jets*	S	0	1	1	0-0	0-0	0	0	0
Oct 31	at Pittsburgh	S	3	2	5	1-5	0-0	0	0	0
Nov 7	at St. Louis*	S	2	0	2	0-0	0-0	0	0	0
Nov 14	vs. Buffalo*	S	4	2	6	2-15	0-0	0	0	0
Nov 22	at Kansas City*	S	7	0	7	0-0	0-0	1	1	0
Nov 28	vs. Baltimore*	S	1	0	1	0-0	0-0	0	0	0
Dec 5	at Cleveland*	S	4	3	7	0-0	0-0	0	0	0
Dec 12	vs. Cincinnati*	S	5	1	6	0-0	0-0	0	0	0
Dec 20	at Miami	S	0	0	0	0-0	0-0	0	0	0
Dec 26	at N.Y. Jets*	S	1	1	2	0-0	0-0	0	0	0
Jan 2	vs. San Francisco*	S	3	1	4	0-0	0-0	0	0	0
Regular Season Totals		**16/16**	**46**	**18**	**64**	**3.5-22.5**	**0-0**	**1**	**2**	**0**
Jan 10	vs. Indianapolis*†	S	1	1	2	0-0	0-0	0	0	0
Jan 18	vs. Pittsburgh *#	S	6	2	8	0-0	0-0	0	0	0
Feb 1	vs. Philadelphia*$	P	1	0	1	0-0	0-0	0	0	0
Postseason Totals		**3/2**	**12**	**19**	**31**	**0-0**	**0-0**	**0**	**0**	**0**

†AFC Divisional Playoff Game; #AFC Championship Game; $Super Bowl XXXIX

2005 NEW ENGLAND (10-6) TACKLES

Date	Opponent	P/S	UT	A	TT	S-Yds.	I-Yds	PD	FF	FR
Sep 8	vs. Oakland*	S	1	4	5	0-0	0-0	0	0	0
Sep 18	at Carolina	S	1	2	3	0-0	0-0	0	0	0
Sep 25	at Pittsburgh*	S	4	0	4	0-0	0-0	0	0	0
Oct 2	vs. San Diego	S	1	4	5	0-0	0-0	0	0	0
Oct 9	at Atlanta*	S	5	1	6	0-0	0-0	0	0	0
Oct 16	at Denver	S	5	3	8	0-0	0-0	1	0	0
Oct 30	vs. Buffalo*	S	3	6	9	0-0	0-0	0	0	0
Nov 7	vs. Indianapolis	S	3	1	4	0-0	0-0	0	0	0
Nov 13	at Miami*	S	1	1	2	0-0	0-0	0	0	0
Nov 20	vs. New Orleans*	S	2	1	3	0-0	0-0	0	0	0
Nov 27	at Kansas City	S	3	4	7	1-8	0-0	0	0	0
Dec 4	vs. N.Y. Jets*	S	4	1	5	0-0	0-0	0	0	1
Dec 11	at Buffalo*	S	3	3	6	0-0	0-0	0	0	0
Dec 17	vs. Tampa Bay*	S	1	4	5	0-0	0-0	0	0	0
Dec 26	at N.Y. Jets*	S	0	1	1	0-0	0-0	0	0	0
Jan 2	vs. Miami	S	3	1	4	.5-2	0-0	0	0	0
Regular Season Totals		**16/16**	**40**	**37**	**77**	**1.5-10**	**0-0**	**1**	**0**	**1**
Jan 7	vs. Jacksonville*§	S	0	3	3	0-0	0-0	0	0	0
Jan 14	at Denver†	S	6	5	11	0-0	0-0	0	0	0
Postseason Totals		**2/2**	**6**	**8**	**14**	**0-0**	**0-0**	**0**	**0**	**0**

§AFC Wild Card Game; †AFC Divisional Playoff Game

2006 NEW ENGLAND (12-4) TACKLES

Date	Opponent	P/S	UT	A	TT	S-Yds.	I-Yds	PD	FF	FR
Sep 10	vs. Buffalo*	S	4	4	8	1-8	0-0	0	0	0
Sep 17	at N.Y. Jets*	S	3	2	12	0-0	0-0	0	0	0
Sep 24	vs. Denver	S	7	0	10	0-0	0-0	1	0	0
Oct 1	at Cincinnati*	S	3	4	5	1-7	0-0	0	1	1
Oct 8	vs. Miami *	S	2	1	3	0-0	0-0	1	0	0
Oct 22	at Buffalo*	S	2	3	6	0-0	0-0	0	0	0
Oct 30	at Minnesota*	S	3	6	5	0-0	0-0	0	0	0
Nov 5	vs. Indianapolis	S	5	1	12	0-0	0-0	0	0	0
Nov 12	vs. N.Y. Jets			INACTIVE						
Nov 19	at Green Bay*	S	2	1	3	1.5-9	0-0	0	0	0
Nov 26	vs. Chicago*	S	8	4	10	0-0	0-0	0	0	0
Dec 3	vs. Detroit*	S	7	1	10	2-13	0-0	0	0	0
Dec 10	at Miami	S	7	3	10	1-6	0-0	0	0	0
Dec 17	vs. Houston*	S	5	4	7	0-0	0-0	0	0	0
Dec 24	at Jacksonville*	S	3	1	6	0-0	0-0	0	0	0
Jan 31	at Tennessee*	S	5	1	10	1-2	0-0	0	0	0
Regular Season Totals		**15/15**	**66**	**51**	**117**	**7.5-45**	**0-0**	**2**	**1**	**1**
Jan 7	vs. N.Y. Jets*§	S	3	0	3	0-0	0-0	0	0	0
Jan 14	at San Diego*†	S	6	1	7	0-0	0-0	0	0	0
Jan 21	at Indianapolis#	S	2	0	2	0-0	0-0	0	0	0
Postseason Totals		**3/3**	**11**	**1**	**12**	**0-0**	**0-0**	**0**	**0**	**0**

§AFC Wild Card Game; †AFC Divisional Playoff Game; #AFC Championship Game

2007 NEW ENGLAND (16-0) TACKLES

Date	Opponent	P/S	UT	A	TT	S-Yds.	I-Yds.	PD	FF	FR
Sep 9	at N.Y. Jets*	S	5	2	7	0.5-4.5	0-0	0	0	0
Sep 16	vs. San Diego*	S	3	3	6	0.5-4.5	0-0	0	0	0
Sep 23	vs. Buffalo*	S	4	0	4	0-0	0-0	0	0	0
Oct 1	at Cincinnati*	S	3	1	4	0-0	0-0	0	0	0
Oct 7	vs. Cleveland*	S	3	1	4	1-2	0-0	0	0	0
Oct 14	at Dallas*	S	2	3	5	0-0	0-0	0	0	0
Oct 21	at Miami*	S	0	5	5	0-0	0-0	0	0	1
Oct 28	vs. Washington*	S	3	3	6	0-0	0-0	0	0	2
Nov 4	at Indianapolis*	S	5	3	8	0.5-3.5	0-0	0	0	0
Nov 18	at Buffalo*	S	3	2	5	0-0	0-0	0	0	0
Nov 25	vs. Philadelphia*	S	1	1	2	1-8	0-0	0	0	0
Dec 3	at Baltimore*	S	3	2	5	0-0	0-0	0	0	0
Dec 9	vs. Pittsburgh*	S	1	3	5	0-0	0-0	0	0	0
Dec 16	vs. N.Y. Jets*	S	4	3	7	0-0	0-0	0	0	0
Dec 23	vs. Miami*	S	3	2	5	1.5-13.5	0-0	0	0	0
Jan 29	at N.Y. Giants*	S	4	2	6	0-0	0-0	0	0	0
Regular Season Totals		**16/16**	**47**	**36**	**83**	**4-27.5**	**0-0**	**0**	**0**	**3**
Jan 12	vs. Jacksonville*†	S	4	2	6	1-8	0-0	0	1	0
Jan 20	vs. San Diego*#	S	5	1	6	0-0	0-0	0	0	0
Feb 3	vs. N.Y. Giants$	S	4	2	6	0-0	0-0	0	0	0
Postseason Totals		**3/3**	**13**	**5**	**18**	**1-8**	**0-0**	**0**	**1**	**0**

†AFC Divisional Playoff Game; #AFC Championship Game; $Super Bowl XLII

2008 NEW ENGLAND (11-5) TACKLES

Date	Opponent	P/S	UT	A	TT	S-Yds.	I-Yds.	PD	FF	FR
Sep 7	vs. Kansas City*	S	4	4	8	0-0	0-0	0	0	0
Sep 14	at N.Y. Jets*	S	3	1	4	0-0	0-0	0	0	0
Sep 21	vs. Miami	S	2	3	5	0-0	0-0	0	0	0
Oct 5	at San Francisco*	S	3	1	4	0-0	0-0	0	0	0
Oct 12	at San Diego	S	4	1	5	0-0	0-0	0	0	1
Oct 20	vs. Denver*	S	5	2	7	0-0	0-0	0	1	0
Oct 26	vs. St. Louis*	S	5	3	8	1-5	0-0	0	0	0
Nov 2	at Indianapolis	S	3	3	6	0-0	0-0	0	0	0
Nov 9	vs. Buffalo*	S	4	4	8	1-6	0-0	0	0	0
Nov 13	vs. N.Y. Jets			INACTIVE						
Nov 23	at Miami*	S	1	2	3	0-0	0-0	0	0	0
Nov 30	vs. Pittsburgh			INACTIVE						
Dec 7	at Seattle*			INACTIVE						
Dec 14	at Oakland*	S	2	2	4	0-0	0-0	0	0	0
Dec 21	vs. Arizona*	S	0	0	0	0-0	0-0	0	0	0
Jan 28	at Buffalo*	S	2	1	3	0-0	0-0	0	0	0
Regular Season Totals		**13/13**	**38**	**27**	**65**	**2-11**	**0-0**	**0**	**1**	**1**

2009 NEW ENGLAND (10-6) TACKLES

Date	Opponent	P/S	UT	A	TT	S-Yds.	I-Yds.	PD	FF	FR
Sep 14	vs. Buffalo*	S	2	1	3	0-0	0-0	0	0	0
Sep 20	at N.Y. Jets	S	5	3	8	1-9	0-0	0	0	0
Sep 27	vs. Atlanta*	S	1	0	1	0-0	0-0	0	0	0
Oct 4	vs. Baltimore*	S	2	1	3	0-0	0-0	0	0	0
Oct 22	at Denver	S	4	1	5	0-0	0-0	0	0	0
Oct 18	vs. Tennessee*	S	3	2	5	0-0	0-0	0	0	0
Oct 25	at Tampa Bay*	S	3	2	5	0-0	0-0	0	0	0
Nov 8	vs. Miami*	S	4	2	6	0-0	0-0	0	0	0
Nov 14	at Indianapolis			INACTIVE						
Nov 22	vs. N.Y. Jets*	S	3	3	6	0-0	0-0	0	0	0
Nov 30	at. New Orleans	S	2	1	3	1-8	0-0	0	0	0
Dec 6	at Miami	S	1	2	3	0-0	0-0	1	0	0
Dec 13	vs. Carolina*	S	7	2	9	0-0	0-0	0	0	0
Dec 20	at Buffalo*			INACTIVE						
Dec 27	vs. Jacksonville*	P	0	0	0	0-0	0-0	0	0	0
Jan 3	at Houston			INACTIVE						
Regular Season Totals		**13/12**	**37**	**20**	**57**	**1-9**	**0-0**	**0**	**0**	**0**
Jan 10	vs. Baltimore§	S	5	4	9	0-0	0-0	0	0	0
Postseason Totals		**1/1**	**5**	**4**	**9**	**0-0**	**0-0**	**0**	**0**	**0**

§AFC Wild Card Game

LENDALE WHITE

6-1 • 235 • 6TH YR. • SOUTHERN CALIFORNIA

BORN: Dec. 20, 1984, in Denver, Colo.
HIGH SCHOOL: Chatfield High School, Littleton, Colo.
ACQUIRED: Free Agent, 2010
NFL YEAR: 6th • **YEAR WITH BRONCOS:** 2nd
NFL GAMES PLAYED/STARTED: 58/18 • **POSTSEASON:** 2/0

25

RUNNING BACK

WHITE AT A GLANCE:

- A sixth-year running back who has appeared in 58 career regular-season games (18 starts), accumulating 628 carries for 2,349 yards (3.7 avg.) with 24 touchdowns.
- Totaled a career high 1,110 rushing yards on 303 carries (3.7 avg.) with seven touchdowns for the Titans in 2007.
- Recorded 15 rushing touchdowns for Tennessee in 2008 to represent second-highest single-season mark in franchise history and tie for third among the NFL's non-kickers in scoring that year.
- Rushed for 3,159 yards on 541 attempts (5.8 avg.) in 39 games (11 starts) at the University of Southern California, where he set a Pacific-10 Conference record with 57 total touchdowns.
- Earned All-America honors at Chatfield High School in Littleton, Colo., where he finished as Colorado's career prep rushing leader with 7,803 yards.
- Joined the Broncos as a free agent on August 5, 2010.
- Selected by Tennessee in the second round (45th overall) of the 2006 NFL Draft.

CAREER TRANSACTIONS: Signed by Tennessee as a draft choice 7/28/06; Traded to Seattle 4/24/10; Waived by Seattle 5/28/10; Placed on reserve/suspended list by Commissioner 7/1/10; Signed by Denver as a free agent 8/5/10; Suspension lifted by Commissioner 9/2/10. Placed on injured reserve (Achilles) by Denver 9/3/10.

2010: White missed the entire season after being placed on injured reserve on Sept. 3 with an Achilles injury... Signed with Denver on Aug. 5 after being waived by Seattle on May 28... Acquired by the Seahawks on April 24 in a trade with Tennessee.

2009: White played 13 games (0 starts) for Tennessee, totaling 64 carries for 222 yards (3.5 avg.) with two touchdowns... Added three receptions for 14 yards (4.7 avg.)... Contributed to a backfield that led the NFL in rushing average (5.2) and finished second in the league in rushing yards per game (162.0).

2008: White played all 16 games (2 starts) for the second consecutive year, finishing with 200 carries for 773 yards (3.9 avg.) with a career-best 15 touchdowns.... Tied for third in the NFL with his 15 touchdowns—a total that ranked second in franchise history for a single season... Scored at least one touchdown in 10 games... Posted career highs in rushing yards and touchdowns at K.C. (10/19) after totaling 149 yards on 17 carries (8.8 avg.) with three scores, including a personal-best 80-yard touchdown run.

2007: White started all 16 games for the Titans, leading the team and finishing eighth in the AFC with 303 carries for 1,110 yards (3.7 avg.) with seven touchdowns... Also caught a career-best 20 passes for 114 yards (5.7 avg.)... Posted five 100-yard rushing games, including a stretch of three consecutive triple-digit outputs in Games 6-8... Registered his first career 100-yard game with 27 carries for 104 yards (3.9 avg.) and one touchdown vs. Hou. (10/21).

2006: Selected by the Titans in the second round (45th overall) of the 2006 NFL Draft, White played 13 games (0 starts) as a rookie, gaining 244 yards on 61 attempts (4.0 avg.)... Added 14 receptions for 60 yards (4.3 avg.)... Appeared in his first career game at S.D. (9/17), carrying the ball eight times for 22 yards (2.8 avg.).

COLLEGE: White played 39 games (11 starts) at the University of Southern California, where he left as the school's all-time touchdown leader with 57 career scores that also ranks first in Pac-10 Conference annals... Finished eighth in USC history with 3,159 rushing yards on 541 attempts (5.8 avg.) with 52 rushing touchdowns... Also caught 31 passes for 331 yards (10.7 avg.) with five touchdowns... Earned All-America honors all three years that he played... Set a USC record and led the country with 26 touchdowns as a junior... Named Pac-10 Offensive Freshman of the Year after registering a team-high 754 yards on 141 carries (5.3 avg.) with a school freshman-record 13 touchdowns.

PERSONAL: White finished his prep career at Chatfield High School in Littleton, Colo., as the state's all-time rushing leader with 7,803 yards... Led Chatfield to an undefeated season (14-0) and the Colorado Class 5A State Championship as a senior... Coached at Chatfield by Dave Logan, who is the Broncos' current play-by-play broadcaster... Earned Colorado Class 5A All-State honors all four years of high school, including his first two seasons at Denver South High School... Cousin of former Pittsburgh tailback/wide receiver Darcey Levy and NBA player Chauncey Billups... Anthony LenDale White was born on Dec. 20, 1984 in, Denver.

WHITE FINDS THE END ZONE IN 2008

MOST POINTS SCORED, NON-KICKERS, NFL, 2008

	Player	TD	TDr	TDp	TDRet	2pt	Pts.
1.	DeAngelo Williams, Car.	20	18	2	0	1	122
2.	Michael Turner, Atl.	17	17	0	0	0	102
3.	**LenDale White, Ten.**	**15**	**15**	**0**	**0**	**0**	**90**
	Brandon Jacobs, NYG	15	15	0	0	0	90
	Thomas Jones, NYJ	15	13	2	0	0	90

WHITE'S REGULAR SEASON RECORD

				RUSHING					RECEIVING					SCORING					
Year	Club	G	S	No.	Yds.	Avg.	LG	TD	No.	Yds.	Avg.	LG	TD	TD	TDr	TDp	TDrt	2pt	Pts.
2006	Tennessee	13	0	61	244	4.0	26	0	14	60	4.3	13	0	0	0	0	0	0	0
2007	Tennessee	16	16	303	1,110	3.7	28	7	20	114	5.7	15	0	7	0	0	0	0	42
2008	Tennessee	16	2	200	773	3.9	80t	15	5	16	3.2	7	0	15	0	0	0	0	90
2009	Tennessee	13	0	64	222	3.5	11	2	3	14	4.7	7	0	2	0	0	0	0	12
2010	Denver								INJURED RESERVE (ACHILLES)										
CAREER TOTALS		**58**	**18**	**628**	**2,349**	**3.7**	**80t**	**24**	**42**	**204**	**4.9**	**15**	**0**	**24**	**0**	**0**	**0**	**0**	**144**

ADDITIONAL STATISTICS: *Returned a kickoff 14 yards at Ind. (10/8/06).*

WHITE'S POSTSEASON RECORD

				RUSHING					RECEIVING					SCORING					
Year	Club	G	S	No.	Yds.	Avg.	LG	TD	No.	Yds.	Avg.	LG	TD	TD	TDr	TDp	TDrt	2pt	Pts.
2007	Tennessee	1	0	19	69	3.6	13	0	1	-3	-3.0	-3	0	0	0	0	0	0	0
2008	Tennessee	1	0	15	45	3.0	12	0	4	35	8.8	19	0	0	0	0	0	0	0
CAREER TOTALS		**2**	**0**	**34**	**114**	**3.4**	**13**	**0**	**5**	**32**	**6.4**	**19**	**0**	**0**	**0**	**0**	**0**	**0**	**0**

WHITE'S SINGLE-GAME HIGHS

(Postseason in parentheses)

Rushes — 31 vs. Carolina, 11/4/07 (19 at San Diego, 1/6/07). **Rushing yards** — 149 at Kansas City, 10/19/08 (69 at San Diego, 1/6/07). **Longest rush** — 80t at Kansas City, 10/19/08 (13 at San Diego, 1/6/07). **Rushing touchdowns** — 3 at Kansas City, 10/19/08 (none). **Receptions** — 4 vs. Houston, 10/21/07 (4 vs.Baltimore, 1/6/09). **Receiving yards** — 24 vs. San Diego 12/9/07 (35 vs.Baltimore, 1/6/09). **Longest reception** — 15 vs. San Diego, 12/9/07 (19 vs. Baltimore, 1/6/09). **Receiving touchdowns** — None (none).

LENDALE WHITE'S CAREER GAME-BY-GAME

(Victories asterisked)

2006 TENNESSEE (8-8)				RUSHING					RECEIVING					SCORING	
Date	Opponent	P/S	No.	Yds.	Avg.	LG	TD	No.	Yds.	Avg.	LG	TD	2pt.	Pts.
Sep 10	vs. N.Y. Jets					INACTIVE								
Sep 17	at San Diego	P	8	22	2.8	6	0	1	3	3.0	3	0	0	0
Sep 24	at Miami	P	1	2	2.0	2	0	1	2	2.0	2	0	0	0
Oct 1	vs. Dallas	P	9	39	4.3	8	0	0	0	0.0	—	0	0	0
Oct 8	at Indianapolis	P	8	48	6.0	19	0	3	7	2.3	7	0	0	0
Oct 15	at Washington*					INACTIVE								
Oct 29	vs. Houston*	P	7	35	5.0	19	0	0	0	0.0	—	0	0	0
Nov 5	at Jacksonville	P	7	25	3.6	7	0	2	1	0.5	4	0	0	0
Nov 12	vs. Baltimore	P	0	0	0.0	—	0	1	8	8.0	8	0	0	0
Nov 19	at Philadelphia*	P	8	17	2.1	5	0	1	11	11.0	11	0	0	0
Nov 26	vs. N.Y. Giants*	P	1	1	1.0	1	2	0	0	0.0	—	0	0	0
Dec 3	vs. Indianapolis*	P	4	35	8.8	26	0	1	2	2.0	2	0	0	0
Dec 10	at Houston*					INACTIVE								
Dec 17	vs. Jacksonville*	P	0	0	0.0	—	0	1	9	9.0	9	0	0	0
Dec 24	at Buffalo*	P	6	16	2.7	5	0	3	17	5.7	13	0	0	0
Dec 31	vs. New England	P	2	4	2.0	2	0	0	0	0.0	—	0	0	0
Regular Season Totals		**13/0**	**61**	**244**	**4.0**	**26**	**0**	**14**	**60**	**4.3**	**13**	**0**	**0**	**0**

DID YOU KNOW?

The Broncos' 13-10 win against the Boston Patriots at Boston University Field on Friday, Sept. 9, 1960, in front of 21,597 fans did more than mark the franchise's first victory in its first-ever regular-season game. Denver's contest at Boston also was the first regular-season game in American Football League history.

Halfback Al Carmichael also was credited with scoring the first touchdown in AFL (and Broncos) history in that game. On the first play of the second quarter, he took a short pass from quarterback Frank Tripucka along the right flat and reversed direction, going 59 yards down the left sideline for a touchdown that gave Denver a 7-3 lead.

2007 TENNESSEE (10-6)				RUSHING					RECEIVING				SCORING	
Date	**Opponent**	**P/S**	**No.**	**Yds.**	**Avg.**	**LG**	**TD**	**No.**	**Yds.**	**Avg.**	**LG**	**TD**	**2pt.**	**Pts.**
Sep 9	at Jacksonville*	S	18	66	3.7	13	0	2	7	3.5	8	0	0	0
Sep 16	vs. Indianapolis	S	15	64	4.3	12	1	0	0	0.0	—	0	0	6
Sep 24	at New Orleans*	S	17	50	2.9	8	1	1	10	10.0	10	0	0	6
Oct 7	vs. Atlanta*	S	12	32	2.7	8	0	0	0	0.0	—	0	0	0
Oct 14	at Tampa Bay	S	25	64	2.6	5	1	2	9	4.5	9	0	0	6
Oct 21	at Houston*	S	27	104	3.9	28	1	4	22	5.5	9	0	0	6
Oct 28	vs. Oakland*	S	25	133	5.3	27	0	1	8	8.0	8	0	0	0
Nov 4	vs. Carolina*	S	31	100	3.2	12	1	1	1	1.0	1	0	0	6
Nov 11	vs. Jacksonville	S	8	12	1.5	6	0	1	5	5.0	5	0	0	0
Nov 19	at Denver	S	13	42	3.2	11	0	2	22	11.0	12	0	0	0
Nov 25	at Cincinnati	S	8	27	3.4	11	0	2	-1	-0.5	0	0	0	0
Dec 2	vs. Houston*	S	12	60	5.0	13	1	1	7	7.0	7	0	0	6
Dec 9	vs. San Diego	S	30	113	3.8	25	1	2	24	12.0	15	0	0	6
Dec 16	at Kansas City*	S	23	95	4.1	10	0	1	0	0.0	0	0	0	0
Dec 23	vs. N.Y. Jets*	S	23	103	4.5	14	0	0	0	0.0	—	0	0	0
Dec 30	at Indianapolis*	S	16	45	2.8	15	0	0	0	0.0	—	0	0	0
Regular Season Totals		**16/16**	**303**	**1,110**	**3.7**	**28**	**7**	**20**	**114**	**5.7**	**15**	**0**	**0**	**42**
Jan 6	at San Diego§	P	19	69	3.6	13	0	1	-3	-3.0	-3	0	0	0
Postseason Totals		**16/16**	**19**	**69**	**3.6**	**13**	**0**	**1**	**-3**	**-3.0**	**-3**	**0**	**0**	**12**

§AFC Wild Card Game

2008 TENNESSEE (13-3)				RUSHING					RECEIVING				SCORING	
Date	**Opponent**	**P/S**	**No.**	**Yds.**	**Avg.**	**LG**	**TD**	**No.**	**Yds.**	**Avg.**	**LG**	**TD**	**2pt.**	**Pts.**
Sep 7	vs. Jacksonville*	P	15	40	2.7	10	1	0	0	0.0	—	0	0	6
Sep 14	at Cincinnati*	P	18	59	3.3	17	1	0	0	0.0	—	0	0	6
Sep 21	vs. Houston*	S	16	49	3.1	15	2	0	0	0.0	—	0	0	12
Sep 28	vs. Minnesota*	P	11	13	1.2	3	1	0	0	0.0	—	0	0	6
Oct 5	at Baltimore*	P	3	4	1.3	5	0	1	0	0.0	0	0	0	0
Oct 19	at Kansas City*	P	17	149	8.8	80t	3	1	7	7.0	7	0	0	18
Oct 27	vs. Indianapolis*	P	10	13	1.3	5	2	2	1	1.0	1.0	1	0	12
Nov 2	vs. Green Bay*	P	8	77	9.6	54	0	0	0	0.0	—	0	0	0
Nov 9	at Chicago*	P	10	14	1.4	6	1	1	6	6.0	6	0	0	6
Nov 16	at Jacksonville*	P	14	52	3.7	6	0	0	0	0.0	—	0	0	0
Nov 23	vs. N.Y. Jets	P	1	-1	-1.0	-1	0	0	0	0.0	—	0	0	0
Nov 27	at Detroit*	P	23	106	4.6	25	2	0	0	0.0	—	0	0	12
Dec 7	vs. Cleveland*	P	24	99	4.1	13	1	1	2	2.0	2	0	0	6
Dec 14	at Houston	P	8	26	3.3	12	0	0	0	0.0	—	0	0	0
Dec 21	vs. Pittsburgh*	P	15	48	3.2	10	1	0	0	0.0	—	0	0	6
Dec 28	at Indianapolis	S	7	25	3.6	7	0	0	0	0.0	—	0	0	0
Regular Season Totals		**16/2**	**200**	**773**	**3.9**	**80t**	**15**	**5**	**16**	**3.2**	**7**	**0**	**0**	**90**
Jan 6	vs. Baltimore†	P	15	45	3.0	12	0	4	35	8.8	19	0	0	0
Postseason Totals		**1/0**	**15**	**45**	**3.0**	**12**	**0**	**4**	**35**	**8.8**	**19**	**0**	**0**	**0**

†AFC Divisional Playoff Game

2009 TENNESSEE (8-8)				RUSHING					RECEIVING				SCORING	
Date	**Opponent**	**P/S**	**No.**	**Yds.**	**Avg.**	**LG**	**TD**	**No.**	**Yds.**	**Avg.**	**LG**	**TD**	**2pt.**	**Pts.**
Sep 10	at Pittsburgh	P	8	28	3.5	6	0	1	5	5.0	5	0	0	0
Sep 20	vs. Houston	P	6	25	4.2	9	0	0	0	0.0	—	0	0	0
Sep 27	at N.Y. Jets	P	7	27	3.9	11	1	0	0	0.0	—	0	0	6
Oct 4	at Jacksonville	P	2	2	1.0	2	0	1	7	7.0	7	0	0	0
Oct 11	vs. Indianapolis	P	10	51	5.1	11	0	0	0	0.0	—	0	0	0
Oct 18	at New England	P	6	15	2.5	7	0	0	0	0.0	—	0	0	0
Nov 1	vs. Jacksonville*	P	13	47	3.6	9	0	0	0	0.0	—	0	0	0
Nov 8	at San Francisco*	P	4	3	0.8	2	0	0	0	0.0	—	0	0	0
Nov 15	vs. Buffalo*	P	3	6	2.0	2	0	0	0	0.0	—	0	0	0
Nov 23	at Houston*	P	2	4	2.0	3	1	0	0	0.0	—	0	0	6
Nov 29	vs. Arizona				INACTIVE									
Dec 6	at Indianapolis	P	2	13	6.5	7	0	0	0	0.0	—	0	0	0
Dec 13	vs. St. Louis*				DID NOT PLAY									
Dec 20	vs. Miami*	P	0	0	0.0	—	0	1	2	2.0	2	0	0	0
Dec 25	vs. San Diego				DID NOT PLAY									
Jan 3	at Seattle*	P	1	1	1.0	1	0	0	0	0.0	—	0	0	0
Regular Season Totals		**13/0**	**64**	**222**	**3.5**	**11**	**2**	**3**	**14**	**4.7**	**7**	**0**	**0**	**12**



D.J. WILLIAMS

6-1 • 242 • 8th Yr. • Miami

Born: July 20, 1982, in Sacramento, Calif.
High School: De La Salle High School, Concord, Calif.
Acquired: Draft #1 (17th overall), 2004
NFL Year: 8th • **Year with Broncos:** 8th
NFL Games Played/Started: 107/101 • **Postseason:** 3/3

55

Weakside Linebacker

WILLIAMS AT A GLANCE:

- An eighth-year linebacker who has opened at least 11 games in each of his seven professional seasons for the Broncos, starting at the inside (31), strongside (29), weakside (25) and middle (16) linebacker positions.
- Finished the 2010 season as the only player in the NFL to lead his team in tackles (119) and sacks (5.5) with the latter figure representing a career high.
- Owns five 100-tackle seasons, including a personal-best 170 stops in 2007, along with 29 10-tackle games for his career, while ranking seventh in the NFL in tackles (475) in the last four seasons according to press box totals.
- Joined by Ray Lewis (Bal.) and James Farrior (Pit.) as the only three players with at least 700 tackles and 15 sacks since he entered the league in 2004 (press box totals).
- Started for the Broncos at weakside linebacker in 2004 and '08, strongside linebacker from 2005-06, middle linebacker in '07 and inside linebacker from 2009-10.
- Named a Pro Bowl alternate in 2009 after starting all 16 games and ranking sixth in the AFC with a team-high 122 tackles (100 solo), including 3.5 sacks, at inside linebacker.
- Did not miss a regular-season game or a playoff contest in his first four seasons (2004-07) with Denver as its only defender to see time in all 67 Broncos contests during that period.
- Became the first rookie in Broncos history to lead the club in tackles with 114 stops in 2004 en route to finishing third in Associated Press NFL Defensive Rookie of the Year voting and earning *Pro Football Weekly*/PFWA All-Rookie honors that season.
- Chosen twice (2002-03) as a Butkus Award semifinalist at the University of Miami, where he was a two-time first-team All-Big East Conference choice who helped the Hurricanes to a national championship victory as a sophomore.
- Selected by the Broncos in the first round (17th overall) of the 2004 NFL Draft.

CAREER TRANSACTIONS: Signed by Denver as a draft choice 7/28/04.

2010: Williams played all 16 games (15 starts) at inside linebacker and posted 119 tackles (94 solo), including a career-high 5.5 sacks (28.5 yds.), to go along with nine passes defensed, one forced fumble and one fumble recovery... Represented the only player in the NFL to lead his team in tackles and sacks... Joined just three other players in the league with at least 100 tackles and five sacks... Registered a career-high two sacks (9 yds.) vs. S.D. (1/2).

2009: Williams, a team captain, started all 16 games for the Broncos at inside linebacker, totaling 122 tackles (100 solo), 3.5 sacks (25 yds.), seven pass breakups, three forced fumbles and two fumble recoveries... Named a Pro Bowl alternate... Ranked sixth in the AFC (11th in NFL) in tackles while posting career highs in sacks and pass breakups... Helped Denver rank seventh in the league defensively in both yards per play (5.0) and yards per game (315.0)... Had four 10-tackle games, including a season-high 11 stops at Bal. (11/1).

2008: Williams, a team captain, returned to the weakside linebacker position for the first time since his rookie season and played 11 games (all starts) for Denver, finishing second on the team with 103 tackles (83 solo)... Notched 2.5 sacks (13 yds.), one pass breakup and one fumble recovery... Ranked sixth in the NFL in tackles per game (8.5 / 93 total) according to press box statistics... Started Denver's first eight games, recording double-digit

D.J. Williams in Rare Company

PLAYERS WITH 700+ TACKLES AND 15+ SACKS, NFL, SINCE 2004 (PRESS BOX TOTALS)

Player	TT	Sacks
James Farrior, Pit.	782	28.0
Ray Lewis, Bal.	807	17.5
D.J. Williams, Den.	**712**	**15.5**

WILLIAMS AMONG NFL'S LEADING TACKLERS

MOST TACKLES, NFL, 2007-10 (PRESS BOX TOTALS)

	Player	G	UT	AT	TT
1.	Patrick Willis, S.F.	63	460	135	595
2.	London Fletcher, Was.	64	379	161	540
3.	Jon Beason, Car.	64	416	122	538
4.	Barrett Ruud, T.B.	63	378	134	512
5.	Ray Lewis, Bal.	62	364	147	511
6.	Kirk Morrison, Jac./Oak.	64	369	110	479
6.	**D.J. Williams, Den.**	**59**	**368**	**107**	**475**

tackle totals in five of those contests, before suffering a left knee injury vs. Mia. (11/2) and missing the next five games (Games 9-13)... Tied for the NFL lead in tackles (77) at the time of the injury according to press box totals... Had a career-high 17 tackles (15 solo) vs. N.O. (9/21)... Earned ESPN.com's AFC West Player of the Week honors after registering a team-high 16 tackles (13 solo) vs. T.B. (10/5).

2007: Williams, in his first season playing middle linebacker, started all 16 games for the first time in his career and led the Broncos with a career-high 170 tackles (121 solo)... Added one sack (14 yds.), one interception (0 yds.), four pass breakups, three forced fumbles (second most on the team) and two fumble recoveries... Posted at least a share of Denver's tackle lead in 11 games... Registered the highest tackle total (170) by a Bronco since 2002 (LB Al Wilson, 199)... Credited with an AFC-best 141 tackles (106 solo) according to press box figures with that total ranking second in the NFL... Had 10 games with at least 10 tackles... Whistled for only one penalty (5 yds.) all season.

2006: Williams posted 86 tackles (69 solo), one sack (8 yds.), three pass breakups and two forced fumbles in 16 games (15 starts) for the Broncos... Played at the strongside position... Made a season-high 10 tackles (7 solo) and broke up two passes on *Sunday Night Football* at N.E. (9/24).

2005: Williams placed sixth on the Broncos with 68 tackles (44 solo) while adding five pass breakups and one forced fumble in 16 games (14 starts) at strongside linebacker... Key part of a Denver team that won the AFC West title and advanced to the AFC Championship Game... Helped the club rank second in the NFL against the run (85.2 ypg.) and tie for third in the league in scoring defense (16.1 ppg.)... Contributed two tackles and one forced fumble on special teams... Placed second on the club with 17 tackles (10 solo) while adding half a sack (3.5 yds.) in two playoff games, including 10 stops (5 solo) and half a sack in the AFC Championship Game vs. Pit. (1/22).

2004: Selected by the Broncos in the first round (17th overall) of the 2004 NFL Draft, Williams played 16 games (14 starts) at weakside linebacker and totaled 114 tackles (82 solo), two sacks (13 yds.), one interception (10 yds.), nine pass breakups and one forced fumble... Finished third in the Associated Press' NFL Defensive Rookie of the Year voting and received *Pro Football Weekly*/PFWA All-Rookie recognition... Became the first Broncos rookie in club history to own the team's outright lead in tackles for the season... Ranked fifth on the club with eight special-teams tackles... Recorded seven tackles (5 solo) in an AFC Wild Card Game at Ind. (1/9)... Was the only rookie in the league to receive AFC Defensive Player of the Week accolades (Wk. 16 at Tennessee) and also earned NFL Defensive Rookie of the Month honors for December, becoming the first Bronco in club history to receive that honor.

COLLEGE: Williams was a three-year starter at the University of Miami, playing 47 career games (34 starts) and totaling 241 tackles (124 solo), 10 sacks (58 yds.), 28 tackles for a loss (92 yds.), four forced fumbles, one fumble recovery and 10 pass breakups... Started his collegiate career at fullback and totaled 18 career rushes for 142 yards (7.9 avg.) with two touchdowns while catching 12 passes for 153 yards (11.9 avg.)... Blossomed into one of the best players in the country at linebacker, finishing his senior year in 2003 as a semifinalist for the Butkus Award (nation's top linebacker) for the second consecutive year and earning a selection to the All-America Dream Team (*The NFL Draft Report*)... Named third-team All-America by the Associated Press and first-team All-Big East Conference as a senior... Was a semifinalist for the Butkus Award and a first-team All-Big East selection as a junior... Helped Miami capture the national championship as a sophomore with a Rose Bowl win against Nebraska... Played as a reserve fullback in 2000 during his freshman campaign before switching to linebacker.

PERSONAL: Williams earned *USA Today* Defensive Player of the Year honors and was regarded as the top defensive player in the nation at De La Salle High School (Concord, Calif.), one of the top prep programs in the country... Helped his team post a combined 36-0 record and was part of the school's national-record 151-game winning streak that was snapped in 2004... Rated as the top player in the nation by *SuperPrep* as well as the No. 1 prospect on the Far West Team... Listed as the National Defensive MVP, Western Region MVP and No. 1 linebacker

WILLIAMS SHOWS VERSATILITY

BRONCOS LB D.J. WILLIAMS, YEAR-BY-YEAR POSITIONS

Year	Position	GP	GS	Tackles
2004	Weakside	16	14	114
2005	Strongside	16	14	68
2006	Strongside	16	15	86
2007	Middle	16	16	170
2008	Weakside	11	11	103
2009	Inside	16	16	122
2010	Inside	16	15	119
TOTALS		**107**	**101**	**882**

on *PrepStar's* 1999 Top-100 Dream Team... Tabbed a *SuperPrep* All-American and recorded 130 career tackles (87 solo) and six sacks while rushing for 1,974 yards... Broke the school record for touchdowns in a season with 42 (33 rushing, 5 receiving, 3 punt return and 1 kickoff return)... Majored in liberal arts at Miami... Son of Sherri Gonzalez and Genos D. Williams Sr.... D.J. Williams was born on July 20, 1982, in Sacramento, Calif.

WILLIAMS' REGULAR SEASON RECORD

Year	Club	G	S	UT	A	TT	S-Yds.	I-Yds.	PD	FF	FR	TD-Int.	TD-FR	S	Pts.
2004	Denver	16	14	82	32	114	2-13	1-10	9	1	0	0	0	0	0
2005	Denver	16	14	44	24	68	0-0	0-0	5	1	0	0	0	0	0
2006	Denver	16	15	69	17	86	1-8	0-0	3	2	0	0	0	0	0
2007	Denver	16	16	121	49	170	1-14	1-0	4	3	2	0	0	0	0
2008	Denver	11	11	83	20	103	2.5-13	0-0	1	0	1	0	0	0	0
2009	Denver	16	16	100	22	122	3.5-25	0-0	7	3	2	0	0	0	0
2010	Denver	16	15	94	25	119	5.5-28.5	0-0	9	1	1	0	0	0	0
CAREER TOTALS		**107**	**101**	**593**	**189**	**782**	**15.5-101.5**	**2-10**	**38**	**11**	**6**	**0**	**0**	**0**	**0**

ADDITIONAL STATISTICS: *Special teams tackles — 2004 (8), 2005 (2), TOTAL (10). Special teams fumbles — 2005 (1 FF), TOTAL (1 FF).*

WILLIAMS' POSTSEASON RECORD

Year	Club	G	S	UT	A	TT	S-Yds.	I-Yds.	PD	FF	FR	TD-Int.	TD-FR	S	Pts.
2004	Denver	1	1	5	2	7	0-0	0-0	1	0	0	0	0	0	0
2005	Denver	2	2	10	7	17	0.5-3.5	0-0	0	0	0	0	0	0	0
CAREER TOTALS		**3**	**3**	**15**	**9**	**24**	**0.5-3.5**	**0-0**	**1**	**0**	**0**	**0**	**0**	**0**	**0**

WILLIAMS' SINGLE-GAME HIGHS

(Postseason in parentheses)

Sacks — 2 vs. San Diego, 1/2/11 (0.5 vs. Pittsburgh, 1/22/06). **Sack yards** — 14 at Buffalo, 9/9/07 (3.5 vs. Pittsburgh, 1/22/06). **Interceptions** — 1, twice, last vs. Pittsburgh, 10/21/07 (none). **Interception return yards** — 10 at Tennessee, 12/25/04 (none).

D.J. WILLIAMS' CAREER GAME-BY-GAME

(Victories asterisked)

2004 DENVER (10-6) — TACKLES

Date	Opponent	P/S	UT	A	TT	S-Yds.	I-Yds	PD	FF	FR
Sep 12	vs. Kansas City*	S	7	0	7	0-0	0-0	1	0	0
Sep 19	at Jacksonville	S	2	2	4	1-7	0-0	0	0	0
Sep 26	vs. San Diego*	S	2	3	5	0-0	0-0	0	0	0
Oct 3	at Tampa Bay*	S	8	1	9	0-0	0-0	0	0	0
Oct 10	vs. Carolina*	S	5	1	6	0-0	0-0	0	0	0
Oct 17	at Oakland*	S	5	3	8	0-0	0-0	0	0	0
Oct 25	at Cincinnati	S	4	3	7	0-0	0-0	1	0	0
Oct 31	vs. Atlanta	S	4	3	7	0-0	0-0	1	0	0
Nov 7	vs. Houston*	P	4	2	6	0-0	0-0	1	0	0
Nov 21	at New Orleans*	S	2	1	3	0-0	0-0	0	0	0
Nov 28	vs. Oakland	P	5	2	7	0-0	0-0	1	0	0
Dec 5	at San Diego	S	10	3	13	0-0	0-0	1	0	0
Dec 12	vs. Miami*	S	8	3	11	0-0	0-0	0	0	0
Dec 19	at Kansas City	S	8	1	9	1-6	0-0	0	1	0
Dec 25	at Tennessee*	S	5	2	7	0-0	1-10	3	0	0
Jan 2	vs. Indianapolis*	S	3	2	5	0-0	0-0	0	0	0
Regular Season Totals		**16/14**	**82**	**32**	**114**	**2-13**	**1-10**	**9**	**1**	**0**
Jan 9	at Indianapolis§	S	5	2	7	0-0	0-0	1	0	0
Postseason Totals		**1/1**	**5**	**2**	**7**	**0-0**	**0-0**	**1**	**0**	**0**

§AFC Wild Card Playoff Game

2005 DENVER (13-3) — TACKLES

Date	Opponent	P/S	UT	A	TT	S-Yds.	I-Yds	PD	FF	FR
Sep 11	at Miami	S	4	1	5	0-0	0-0	0	0	0
Sep 18	vs. San Diego*	S	4	1	5	0-0	0-0	0	0	0
Sep 26	vs. Kansas City*	S	0	0	0	0-0	0-0	0	0	0
Oct 2	at Jacksonville*	S	1	2	3	0-0	0-0	0	0	0
Oct 9	vs. Washington*	S	2	2	4	0-0	0-0	0	0	0
Oct 16	vs. New England*	S	3	1	4	0-0	0-0	2	0	0
Oct 23	at N.Y. Giants	S	4	2	6	0-0	0-0	0	0	0
Oct 30	vs. Philadelphia*	P	4	1	5	0-0	0-0	1	0	0
Nov 13	at Oakland*	P	4	2	6	0-0	0-0	0	0	0
Nov 20	vs. N.Y. Jets*	S	1	2	3	0-0	0-0	0	0	0
Nov 24	at Dallas*	S	7	3	10	0-0	0-0	0	0	0
Dec 4	at Kansas City	S	4	0	4	0-0	0-0	0	0	0
Dec 11	vs. Baltimore*	S	0	3	3	0-0	0-0	0	0	0
Dec 17	at Buffalo*	S	3	1	4	0-0	0-0	0	1	0
Dec 24	vs. Oakland*	S	0	2	2	0-0	0-0	1	0	0
Dec 31	at San Diego*	S	3	1	4	0-0	0-0	1	0	0
Regular Season Totals		**16/14**	**44**	**24**	**68**	**0-0**	**0-0**	**5**	**1**	**0**
Jan 14	vs. New England*†	S	5	2	7	0-0	0-0	0	0	0
Jan 22	vs. Pittsburgh#	S	5	5	10	0.5-3.5	0-0	0	0	0
Postseason Totals		**2/2**	**10**	**7**	**17**	**0.5-3.5**	**0-0**	**0**	**0**	**0**

†AFC Divisional Playoff Game; #AFC Championship Game

2006 DENVER (9-7) — TACKLES

Date	Opponent	P/S	UT	A	TT	S-Yds.	I-Yds	PD	FF	FR
Sep 10	at St. Louis	S	4	0	4	0-0	0-0	0	0	0
Sep 17	vs. Kansas City*	S	2	2	4	0-0	0-0	0	1	0
Sep 24	at New England*	S	7	3	10	0-0	0-0	2	0	0
Oct 9	vs. Baltimore*	S	3	3	6	0-0	0-0	0	0	0
Oct 15	vs. Oakland*	S	8	1	9	0-0	0-0	0	0	0
Oct 22	at Cleveland*	S	4	2	6	0-0	0-0	0	0	0
Oct 29	vs. Indianapolis	S	4	1	5	0-0	0-0	0	0	0
Nov 5	at Pittsburgh*	S	7	0	7	0-0	0-0	1	0	0
Nov 12	at Oakland*	S	2	1	3	0-0	0-0	0	0	0
Nov 19	vs. San Diego	S	1	0	1	0-0	0-0	0	0	0
Nov 23	at Kansas City	S	5	0	5	0-0	0-0	0	0	0
Dec 3	vs. Seattle	P	3	1	4	0-0	0-0	0	0	0
Dec 10	at San Diego	S	8	1	9	0-0	0-0	0	0	0
Dec 17	at Arizona*	S	3	1	4	0-0	0-0	0	0	0
Dec 24	vs. Cincinnati*	S	0	0	0	0-0	0-0	0	0	0
Dec 31	vs. San Francisco	S	8	1	9	1-8	0-0	0	1	0
Regular Season Totals		**16/15**	**69**	**17**	**86**	**1-8**	**0-0**	**3**	**2**	**0**

2007 DENVER (7-9) — TACKLES

Date	Opponent	P/S	UT	A	TT	S-Yds.	I-Yds	PD	FF	FR
Sep 9	at Buffalo*	S	5	5	10	1-14	0-0	0	0	0
Sep 16	vs. Oakland*	S	9	4	13	0-0	0-0	0	0	0
Sep 23	vs. Jacksonville	S	10	4	14	0-0	0-0	0	0	0
Sep 30	at Indianapolis	S	13	2	15	0-0	0-0	0	0	0
Oct 7	vs. San Diego	S	3	1	4	0-0	0-0	0	0	0
Oct 21	vs. Pittsburgh*	S	8	6	14	0-0	1-0	1	0	0
Oct 29	vs. Green Bay	S	7	0	7	0-0	0-0	0	0	0
Nov 4	at Detroit	S	7	2	9	0-0	0-0	0	1	1
Nov 11	at Kansas City*	S	5	7	12	0-0	0-0	0	0	0
Nov 19	vs. Tennessee*	S	5	2	7	0-0	0-0	0	1	0
Nov 25	at Chicago	S	10	1	11	0-0	0-0	0	0	0
Dec 2	at Oakland	S	12	4	16	0-0	0-0	0	0	1
Dec 9	vs. Kansas City*	S	4	3	7	0-0	0-0	1	0	0
Dec 13	at Houston	S	6	4	10	0-0	0-0	1	0	0
Dec 24	at San Diego	S	11	2	13	0-0	0-0	1	0	0
Dec 30	vs. Minnesota*	S	6	2	8	0-0	0-0	0	1	0
Regular Season Totals		**16/16**	**121**	**49**	**170**	**1-14**	**1-0**	**4**	**3**	**2**

2008 DENVER (8-8) — TACKLES

Date	Opponent	P/S	UT	A	TT	S-Yds.	I-Yds.	PD	FF	FR
Sep 8	at Oakland*	S	4	2	6	1-9	0-0	0	0	0
Sep 14	vs. San Diego*	S	5	0	5	0-0	0-0	0	0	0
Sep 21	vs. New Orleans*	S	15	2	17	0-0	0-0	0	0	0
Sep 28	at Kansas City	S	5	1	6	0-0	0-0	0	0	0
Oct 5	vs. Tampa Bay*	S	13	3	16	1-0	0-0	1	0	0
Oct 12	vs. Jacksonville	S	8	3	11	0-0	0-0	0	0	1
Oct 20	at New England	S	13	2	15	0.5-4	0-0	0	0	0
Nov 2	vs. Miami	S	7	3	10	0-0	0-0	0	0	0
Games 9-13					INACTIVE					
Dec 14	at Carolina	S	3	1	4	0-0	0-0	0	0	0
Dec 21	vs. Buffalo	S	3	1	4	0-0	0-0	0	0	0
Dec 28	at San Diego	S	7	2	9	0-0	0-0	0	0	0
Regular Season Totals		**11/11**	**83**	**20**	**103**	**2.5-13**	**0-0**	**1**	**0**	**1**

2009 DENVER (8-8) — TACKLES

Date	Opponent	P/S	UT	A	TT	S-Yds.	I-Yds.	PD	FF	FR
Sep 13	at Cincinnati*	S	3	7	10	0-0	0-0	1	0	0
Sep 20	vs. Cleveland*	S	5	0	5	0-0	0-0	1	0	0
Sep 27	at Oakland*	S	7	0	7	0-0	0-0	0	1	0
Oct 4	vs. Dallas*	S	9	0	9	1-1	0-0	2	0	1
Oct 11	vs. New England*	S	9	1	10	0-0	0-0	0	0	0
Oct 19	at San Diego*	S	4	1	5	1-11	0-0	0	1	0
Nov 1	at Baltimore	S	8	3	11	0-0	0-0	0	0	0
Nov 9	vs. Pittsburgh	S	4	2	6	0.5-4	0-0	0	0	0
Nov 15	at Washington	S	7	3	10	0-0	0-0	0	0	0
Nov 22	vs. San Diego	S	5	1	6	0-0	0-0	0	0	0
Nov 26	vs. N.Y. Giants*	S	2	0	2	1-9	0-0	2	0	1
Dec 6	at Kansas City*	S	8	0	8	0-0	0-0	0	0	0
Dec 13	at Indianapolis	S	8	0	8	0-0	0-0	0	0	0
Dec 20	vs. Oakland	S	5	3	8	0-0	0-0	1	1	0
Dec 27	at Philadelphia	S	6	0	6	0-0	0-0	0	0	0
Jan 3	vs. Kansas City	S	10	1	11	0-0	0-0	0	0	0
Regular Season Totals		**16/16**	**100**	**22**	**122**	**3.5-25**	**0-0**	**7**	**3**	**2**

2010 DENVER (4-12) — TACKLES

Date	Opponent	P/S	UT	A	TT	S-Yds.	I-Yds.	PD	FF	FR
Sep 12	at Jacksonville	S	9	2	11	0-0	0-0	0	0	0
Sep 19	vs. Seattle*	S	3	1	4	0.5-1.5	0-0	0	0	0
Sep 26	vs. Indianapolis	S	3	2	5	0-0	0-0	0	0	0
Oct 3	at Tennessee*	S	8	2	10	1-1	0-0	0	0	0
Oct 10	at Baltimore	S	10	5	15	0-0	0-0	0	0	0
Oct 17	vs. N.Y. Jets	S	8	3	11	1-5	0-0	2	0	0
Oct 24	vs. Oakland	S	7	0	7	1-12	0-0	0	1	0
Oct 31	at San Francisco (London)	S	9	0	9	0-0	0-0	1	0	0
Nov 14	vs. Kansas City*	P	2	0	2	0-0	0-0	1	0	0
Nov 22	at San Diego	S	4	1	5	0-0	0-0	0	0	0
Nov 28	vs. St. Louis	S	4	4	8	0-0	0-0	2	0	0
Dec 5	at Kansas City	S	7	2	9	0-0	0-0	0	0	0
Dec 12	at Arizona	S	6	2	8	0-0	0-0	1	0	1
Dec 19	at Oakland	S	7	1	8	0-0	0-0	2	0	0
Dec 26	vs. Houston*	S	4	0	4	0-0	0-0	0	0	0
Jan 2	vs. San Diego	S	3	0	3	2-9	0-0	0	0	0
Regular Season Totals		**16/15**	**94**	**25**	**119**	**5.5-28.5**	**0-0**	**9**	**1**	**1**

MATTHEW WILLIS

6-0 • 190 • 4th Yr. • UCLA

Born: April 13, 1984, in Dallas, Texas
High School: Servite High School, Anaheim, Calif.
Acquired: Free Agent, 2008
NFL Year: 4th • **Year with Broncos:** 3rd
NFL Games Played/Started: 12/1

12

Wide Receiver

WILLIS AT A GLANCE:

- A fourth-year wide receiver who has appeared in 12 games (1 start) during his NFL career with Denver (2008-10) and Baltimore (2007-08).
- Led the AFC and finished second in the NFL with 263 receiving yards on 13 receptions (20.2 avg., TD) during the 2010 preseason and went on to play in a career-high six regular-season games before being placed on injured reserve (foot) and missing the rest of the year.
- Finished the 2008 season on the Broncos' practice squad and spent the first 16 weeks of the '09 campaign with that group before making the first start of his NFL career in Denver's season finale vs. Kansas City (1/3/10).
- Began his rookie season on the Ravens' practice squad in 2007 before seeing time in five of the club's final seven games that year.
- Played two seasons of football at UCLA after competing on its track team and finished his Bruins career with 24 receptions for 248 yards (10.3 avg.) with three touchdowns in 21 games (3 starts).
- Joined the Broncos as a practice squad signee on Dec. 23, 2008.
- Entered the NFL with Baltimore as a college free agent on May 4, 2007.

CAREER TRANSACTIONS: Signed by Baltimore as a college free agent 5/4/07; Waived by Baltimore 9/1/07; Signed by Baltimore (practice squad) 9/3/07; Signed by Baltimore (active roster) 10/6/07; Waived by Baltimore 10/8/07; Signed by Baltimore (practice squad) 10/10/07; Signed by Baltimore (active roster) 11/14/07; Waived by Baltimore 8/30/08; Signed by Baltimore (practice squad) 9/1/08; Waived by Baltimore 9/16/08; Signed by Denver (practice squad) 12/23/08; Signed by Denver (active roster) 1/2/10; Placed on injured reserve (foot) by Denver 10/19/10.

2010: Willis played a career-high six games (0 starts), recording one reception for 17 yards and contributing one special-teams tackle before injuring his foot and being placed on injured reserve on Oct. 19... Led the AFC and ranked second in the NFL with 263 receiving yards on 13 receptions (20.2 avg., TD) during the preseason.

2009: Willis spent the first 16 weeks of the season on Denver's practice squad before he was signed to its active roster on Jan. 2... Made the first start of his NFL career and had one special-teams stop vs. K.C. (1/3).

2008: Willis spent the final week of the year on Denver's practice squad after signing with the club on Dec. 23... Competed in training camp with Baltimore and was signed to its practice squad on Sept. 1... Waived by the Ravens on Sept. 16 and was out of the NFL until joining the Broncos late in the year.

2007: Willis, who entered the NFL with Baltimore as a college free agent on May 4, made an 11-yard catch and one special-teams tackle for the Ravens in five games (0 starts)... Registered his first career reception vs. Ind. (12/9) and had one special-teams tackle at Sea. (12/23)... Began the season on the Ravens' practice squad before he was signed to their active roster on Oct. 6... Waived by Baltimore on Oct. 8 and rejoined its practice squad on Oct. 10... Signed to the Ravens' active roster on Nov. 14 and made his NFL debut vs. Cle. (11/18).

COLLEGE: Willis played two seasons of football at UCLA, joining the team for spring drills in February 2005 after competing in track at the school... Competed in 21 career games (3 starts) for the Bruins, totaling 24 receptions for 248 yards (10.3 avg.) with three touchdowns... Saw time in 13 games (3 starts) as a senior and had 21 catches for 219 yards (10.4 avg.) with two scores.

PERSONAL: Willis played football during his freshman and sophomore seasons at Servite High School in Anaheim, Calif., where he also lettered in track and soccer... Received second-team All-Orange County honors in soccer as a senior... Earned junior All-America accolades in the 400-meter hurdles and won the CIF Division III 300-meter hurdles championship while placing second in the state meet... Competed on the USA Junior National track team at the Junior Pan Am Games in Barbados in 2003... Majored in sociology at UCLA... Matthew Anthony Willis was born on April 13, 1984, in Dallas.

WILLIS' REGULAR SEASON RECORD

				RECEIVING					SCORING					
Year	**Club**	**G**	**S**	**No.**	**Yds.**	**Avg.**	**LG**	**TD**	**TD**	**TDr**	**TDp**	**TDrt**	**2pt.**	**Pts.**
2007	Baltimore	5	0	1	11	11.0	11	0	0	0	0	0	0	0
2008	Den./Bal.					PRACTICE SQUAD								
2009	Denver	1	1	0	0	0.0	—	0	0	0	0	0	0	0
2010	Denver	6	0	1	17	17.0	17	0	0	0	0	0	0	0
CAREER TOTALS		**12**	**1**	**2**	**28**	**14.0**	**17**	**0**	**0**	**0**	**0**	**0**	**0**	**0**
BRONCOS TOTALS		**7**	**1**	**1**	**17**	**17.0**	**17**	**0**	**0**	**0**	**0**	**0**	**0**	**0**

ADDITIONAL STATISTICS: *Special teams tackles — 2007 (1), 2009 (1), 2010 (1), TOTAL (3).*

WILLIS' SINGLE-GAME HIGHS

(Postseason in parentheses)

Receptions — 1, twice, last vs. Indianapolis, 9/26/10 (none). **Receiving yards** — 17 vs. Indianapolis, 9/26/10 (none). **Longest reception** — 17 vs. Indianapolis, 9/26/10 (none). **Receiving touchdowns** — None (none).

MATTHEW WILLIS' CAREER GAME-BY-GAME

(Victories asterisked)

2007 BALTIMORE (5-11)			RECEIVING					SCORING	
Date	**Opponent**	**P/S**	**No.**	**Yds.**	**Avg.**	**LG**	**TD**	**2pt.**	**Pts.**
Games 1-4				PRACTICE SQUAD					
Oct 7	at San Francisco*			DID NOT PLAY					
Games 6-9				PRACTICE SQUAD					
Nov 18	vs. Cleveland	P	0	0	0.0	—	0	0	0
Nov 25	at San Diego	P	0	0	0.0	—	0	0	0
Dec 3	vs. New England			DID NOT PLAY					
Dec 9	vs. Indianapolis	P	1	11	11.0	11	0	0	0
Dec 16	at Miami			DID NOT PLAY					
Dec 23	at Seattle	P	0	0	0.0	—	0	0	0
Dec 30	vs. Pittsburgh*	P	0	0	0.0	—	0	0	0
Regular Season Totals		**5/0**	**1**	**11**	**11.0**	**11**	**0**	**0**	**0**

2010 DENVER (4-12)			RECEIVING					SCORING	
Date	**Opponent**	**P/S**	**No.**	**Yds.**	**Avg.**	**LG**	**TD**	**2pt.**	**Pts.**
Sep 12	at Jacksonville	P	0	0	0.0	—	0	0	0
Sep 19	vs. Seattle*	P	0	0	0.0	—	0	0	0
Sep 26	vs. Indianapolis	P	1	17	17.0	17	0	0	0
Oct 3	at Tennessee*	P	0	0	0.0	—	0	0	0
Oct 10	at Baltimore	P	0	0	0.0	—	0	0	0
Oct 17	vs. N.Y. Jets	P	0	0	0.0	—	0	0	0
			PLACED ON INJURED RESERVE (FOOT) ON OCT. 19						
Regular Season Totals		**6/0**	**1**	**17**	**17.0**	**17**	**0**	**0**	**0**

BRONCOS CLIMB ABOVE .500 IN REGULAR-SEASON PLAY

The Broncos' all-time record in the regular season has been at or above the .500 mark since the club earned a 21-17 win at Minnesota on Nov. 24, 1996. That victory took Denver's record to 267-267-10, and the Broncos enter the 2011 season 34 games above .500 (398-364-10 / .522) as a franchise.

Before 1996, Denver's all-time regular-season record had not been .500 or better since the franchise's first year in 1960. The Broncos were 4-4 after playing their first eight games that season, but a 34-7 loss at the Dallas Texans on Nov. 13, 1960, sent the club below .500 for the first time.

Denver's all-time regular-season record did not reach the .500 mark until a little more than 36 years later with that win against the Vikings in 1996.



WESLEY WOODYARD

6-0 • 229 • 4TH YR. • KENTUCKY

BORN: July 21, 1986, in LaGrange, Ga.
HIGH SCHOOL: LaGrange High School, LaGrange, Ga.
ACQUIRED: College Free Agent, 2008
NFL YEAR: 4th • **YEAR WITH BRONCOS:** 4th
NFL GAMES PLAYED/STARTED: 43/9

59

WEAKSIDE LINEBACKER

WOODYARD AT A GLANCE:

- A fourth-year linebacker who has served as a team captain the last two seasons and has played 43 career games (9 starts) since joining the club as a college free agent from the University of Kentucky.
- Leads the Broncos in special-teams tackles (35) since his rookie year in 2008, including a team-best 15 stops in just 11 games in 2010, ranking him fifth in the NFL with 1.36 special-teams tackles per game.
- Started Denver's final two regular-season games in 2010, totaling 14 tackles (13 solo), including his first career sack (10 yds.), to rank second on the team during that stretch.
- Registered 35 defensive tackles, one interception and nine special-teams stops, which tied for fourth on the team, in 16 games with Denver in 2009.
- Was the only Bronco in 2008 to rank among the top eight on the team in both defensive tackles (54 - 8th) and special-teams stops (11 - T1st) while seeing time in all 16 games (6 starts) as a rookie.
- Earned first-team All-Southeastern Conference honors during each of his final two seasons at Kentucky, where he started 42 career games and had three 100-tackle campaigns.
- Entered the NFL with Denver as a college free agent on April 28, 2008.

CAREER TRANSACTIONS: Signed by Denver as a college free agent 4/28/08.

2010: Woodyard was named a team captain for the second consecutive year and played 11 games (3 starts) for Denver while totaling 23 tackles (20 solo), including one sack (10 yds.), in addition to a team-leading 15 special-teams stops... Tied for fifth in the NFL with 1.36 special-teams tackles per game... Recorded his first career sack (10 yds.) in Denver's regular-season finale vs. S.D. (1/2).

2009: Woodyard, a team captain, played all 16 games (0 starts) for the Broncos and had 35 tackles (25 solo), one interception, two pass breakups and one forced fumble... Tied for fourth on the team with nine special-teams tackles... Made his first career interception at Cin. (9/13)... Placed second on the club with seven tackles (6 solo) vs. Pit. (11/9)... Had three special-teams tackles at K.C. (12/6).

2008: Woodyard, who entered the NFL with the Broncos as a college free agent on April 28, played all 16 games (6 starts) as a rookie and ranked eighth on Denver with 54 tackles (47 solo) while adding one pass breakup and one forced fumble... Tied for the team lead with 11 special-teams tackles, including eight stops on kickoff coverage that tied for the club best... Was the only Bronco to rank among the top eight on the team in both defensive tackles and special-teams stops... Tied for fourth in the league in unassisted tackles (36) according to press box totals during a stretch from Weeks 10-14 when he logged the first five starts of his NFL career... Had three 10-tackle games, including a season-best 13 stops at NYJ (11/30)... Played on special teams only in Denver's first eight contests before moving into a starting role due to injuries at the linebacker position... Also saw time at safety late in the year.

COLLEGE: Woodyard earned first-team All-Southeastern Conference honors during each of his final two seasons at the University of Kentucky, where he played 47 career games (42 starts) and led the Wildcats in tackles during each of his last three years... Concluded his collegiate career ranked eighth in UK history with 395 tackles (259 solo) while adding 6.5 sacks (48 yds.), two interceptions, 12 pass breakups, seven forced fumbles and seven fumble recoveries... Led the SEC in tackles per game (10.6) and tied for 14th in the nation with 139 total stops as a senior... Posted 122 tackles as a junior that represented the second-highest total in the SEC and ranked 14th in the nation... Garnered honorable mention All-SEC accolades as a sophomore with 100 tackles (75 solo)... Began his collegiate career as a strong safety before switching to linebacker midway through his freshman season... Earned freshman all-conference honors and became the first-ever UK freshman to serve as a team captain.

PERSONAL: Woodyard was named the Georgia Class AAA Defensive Player of the Year by the *Atlanta Journal-Constitution* after posting 125 tackles as a senior at LaGrange High School in LaGrange, Ga.... Helped his team post a 51-3 combined record during his prep career and win two state championships... Was a high school and college

teammate of Broncos linebacker Braxton Kelley... Earned a bachelor's degree in social work from Kentucky... Wesley Woodyard was born on July 21, 1986, in LaGrange, Ga.

WOODYARD'S REGULAR SEASON RECORD

Year	Club	G	S	UT	A	TT	S-Yds.	I-Yds.	PD	FF	FR	TD-Int.	TD-FR	S	Pts.
2008	Denver	16	6	47	7	54	0-0	0-0	1	1	0	0	0	0	0
2009	Denver	16	0	25	10	35	0-0	1-0	2	1	0	0	0	0	0
2010	Denver	11	3	20	3	23	1-10	0-0	0	0	0	0	0	0	0
CAREER TOTALS		**43**	**9**	**92**	**20**	**112**	**1-10**	**1-0**	**3**	**2**	**0**	**0**	**0**	**0**	**0**

ADDITIONAL STATISTICS: *Special teams tackles — 2008 (11), 2009 (9), 2010 (15), TOTAL (35).*

WESLEY WOODYARD'S CAREER GAME-BY-GAME

(Victories asterisked)

2008 DENVER (8-8) — TACKLES

Date	Opponent	P/S	UT	A	TT	S-Yds.	I-Yds.	PD	FF	FR
Sep 8	at Oakland*	P	0	0	0	0-0	0-0	0	0	0
Sep 14	vs. San Diego*	P	0	0	0	0-0	0-0	0	0	0
Sep 21	vs. New Orleans*	P	0	0	0	0-0	0-0	0	0	0
Sep 28	at Kansas City	P	0	0	0	0-0	0-0	0	0	0
Oct 5	vs. Tampa Bay*	P	0	0	0	0-0	0-0	0	0	0
Oct 12	vs. Jacksonville	P	0	0	0	0-0	0-0	0	0	0
Oct 20	at New England	P	0	0	0	0-0	0-0	0	0	0
Nov 2	vs. Miami	P	0	0	0	0-0	0-0	0	0	0
Nov 6	at Cleveland*	S	9	1	10	0-0	0-0	0	0	0
Nov 16	at Atlanta*	S	8	3	11	0-0	0-0	0	0	0
Nov 23	vs. Oakland	S	7	1	8	0-0	0-0	0	0	0
Nov 30	at N.Y. Jets*	S	11	2	13	0-0	0-0	0	1	0
Dec 7	vs. Kansas City*	S	8	0	8	0-0	0-0	1	0	0
Dec 14	at Carolina	S	2	0	2	0-0	0-0	0	0	0
Dec 21	vs. Buffalo	P	2	0	2	0-0	0-0	0	0	0
Dec 28	at San Diego	P	0	0	0	0-0	0-0	0	0	0
Regular Season Totals		**16/6**	**47**	**7**	**54**	**0-0**	**0-0**	**1**	**1**	**0**

2009 DENVER (8-8) — TACKLES

Date	Opponent	P/S	UT	A	TT	S-Yds.	I-Yds.	PD	FF	FR
Sep 13	at Cincinnati*	P	1	1	2	0-0	1-0	1	0	0
Sep 20	vs. Cleveland*	P	1	0	1	0-0	0-0	0	0	0
Sep 27	at Oakland*	P	0	2	2	0-0	0-0	0	0	0
Oct 4	vs. Dallas*	P	2	1	3	0-0	0-0	0	0	0
Oct 11	vs. New England*	P	3	2	5	0-0	0-0	0	1	0
Oct 19	at San Diego*	P	1	0	1	0-0	0-0	1	0	0
Nov 1	at Baltimore	P	1	1	2	0-0	0-0	0	0	0
Nov 9	vs. Pittsburgh	P	6	1	7	0-0	0-0	0	0	0
Nov 15	at Washington	P	3	0	3	0-0	0-0	0	0	0
Nov 22	vs. San Diego	P	0	0	0	0-0	0-0	0	0	0
Nov 26	vs. N.Y. Giants*	P	1	0	1	0-0	0-0	0	0	0
Dec 6	at Kansas City*	P	1	0	1	0-0	0-0	0	0	0
Dec 13	at Indianapolis	P	1	2	3	0-0	0-0	0	0	0
Dec 20	vs. Oakland	P	2	0	2	0-0	0-0	0	0	0
Dec 27	at Philadelphia	P	0	0	0	0-0	0-0	0	0	0
Jan 3	vs. Kansas City	P	2	0	2	0-0	0-0	0	0	0
Regular Season Totals		**16/0**	**25**	**10**	**35**	**0-0**	**1-0**	**2**	**1**	**0**

2010 DENVER (4-12) — TACKLES

Date	Opponent	P/S	UT	A	TT	S-Yds.	I-Yds.	PD	FF	FR
Sep 12	at Jacksonville	P	0	0	0	0-0	0-0	0	0	0
Sep 19	vs. Seattle*			INACTIVE						
Sep 26	vs. Indianapolis	P	0	0	0	0-0	0-0	0	0	0
Oct 3	at Tennessee*			INACTIVE						
Oct 10	at Baltimore	P	0	0	0	0-0	0-0	0	0	0
Games 6-8				INACTIVE						
Nov 14	vs. Kansas City*	S	0	0	0	0-0	0-0	0	0	0
Nov 22	at San Diego	P	4	2	6	0-0	0-0	0	0	0
Nov 28	vs. St. Louis	P	0	0	0	0-0	0-0	0	0	0
Dec 5	at Kansas City	P	1	0	1	0-0	0-0	0	0	0
Dec 12	at Arizona	P	1	0	1	0-0	0-0	0	0	0
Dec 19	at Oakland	P	1	0	1	0-0	0-0	0	0	0
Dec 26	vs. Houston*	S	8	1	9	0-0	0-0	0	0	0
Jan 2	vs. San Diego	S	5	0	5	1-10	0-0	0	0	0
Regular Season Totals		**11/3**	**20**	**3**	**23**	**1-10**	**0-0**	**0**	**0**	**0**



VON MILLER

6-3 • 232 • TEXAS A&M

BORN: March 26, 1989, in DeSoto, Texas

HIGH SCHOOL: DeSoto High School, DeSoto, Texas

DRAFTED: First Round (2nd overall)

COLLEGE GAMES PLAYED/STARTED: 47/30

58

STRONGSIDE LINEBACKER

MILLER AT A GLANCE:

- A strongside linebacker who posted 27.5 sacks in 26 starts over his last two seasons at Texas A&M University and won the Butkus Award (nation's best linebacker) in addition to being named a consensus All-American as a senior in 2010.
- Tabbed as a unanimous All-Big 12 Conference performer after leading the nation with 17 sacks (115 yds.) as a junior in 2009 playing a hybrid "jack" position.
- Finished his collegiate career with 33 sacks (fourth in school history) and 50.5 tackles for a loss.
- Named to *The Sporting News'* Freshman All-Big 12 Team in 2007 after seeing action in nine games as a true freshman for the Aggies.
- Received District 8-5A Defensive MVP honors following his senior season at DeSoto High School in DeSoto, Texas.
- Selected by the Broncos in the first round (2nd overall) of the 2011 NFL Draft.

2010: Miller started all 13 games as a senior defensive captain at Texas A&M and became the Aggies' first recipient of the Butkus Award (nation's best linebacker) after leading the Big 12 Conference in sacks (10.5) for the second consecutive year and posting a career-high 68 tackles (38 solo) with one interception (3 yds.), seven passes defensed, three forced fumbles and two fumble recoveries... Selected as a consensus All-American and first-team All-Big 12 performer in addition to being named a Ted Hendricks Award finalist (nation's top defensive end).

2009: Miller received first-team All-America honors and was a unanimous first-team All-Big 12 selection after leading the nation with 17 sacks (115 yds.) and starting all 13 games for the Aggies... Played a hybrid "jack" position and totaled 48 tackles (31 solo) with five passes defensed and four forced fumbles... Named a finalist for the Hendricks Award and a semifinalist for the Butkus Award with a staggering 21.5 of his 48 tackles (44.8%) on the season occurring behind the opponent line of scrimmage.

2008: Miller appeared in 12 games (4 starts) and led Texas A&M with 3.5 sacks (18 yds.) to go along with 44 tackles (25 solo), two forced fumbles and two fumble recoveries... Added four tackles on kickoff coverage as a significant special-teams contributor.

2007: Miller played 9 games (0 starts) as a true freshman and was named to the Freshman All-Big 12 Team by *The Sporting News* after recording 22 tackles (10 solo) with two sacks (10 yds.) and one forced fumble.

HIGH SCHOOL: Miller attended DeSoto High School in DeSoto, Texas, where he was named the District 8-5A Defensive MVP as a senior after totaling 76 tackles and six sacks... Rated the No. 6 middle linebacker in the nation by *Scout.com* and was named to Dave Campbell's Texas Football Super Team (second-team defensive line).

PERSONAL: Miller majored in university studies with a concentration in agriculture and life sciences at Texas A&M... Von Miller was born on March 29, 1989, in DeSoto, Texas.

MILLER'S COLLEGIATE RECORD — TEXAS A&M

Year	School	G	S	UT	A	TT	S-Yds.	I-Yds.	PD	FF	FR	TD-Int.	TD-FR	S	Pts.
2007	Texas A&M	9	0	10	12	22	2-10	0-0	0	1	0	0	0	0	0
2008	Texas A&M	12	4	25	19	44	3.5-18	0-0	0	2	2	0	0	0	0
2009	Texas A&M	13	13	31	17	48	17-115	0-0	5	4	0	0	0	0	0
2010	Texas A&M	13	13	38	30	68	10.5-81	1-3	7	3	2	0	0	0	0
CAREER TOTALS		**47**	**30**	**104**	**78**	**182**	**33-224**	**1-3**	**12**	**10**	**4**	**0**	**0**	**0**	**0**

RAHIM MOORE

6-0 • 202 • UCLA

BORN: Feb. 11, 1990, in Los Angeles, Calif.

HIGH SCHOOL: Susan Miller Dorsey High School, Los Angeles, Calif.

DRAFTED: Second Round (45th overall)

COLLEGE GAMES PLAYED/STARTED: 37/37

26

SAFETY

MOORE AT A GLANCE:

- A safety who started all 37 games played at UCLA and tied for fourth in school history with 14 career interceptions.
- Named a team captain during his final campaign with the Bruins as a junior and received first-team All-America honors by *The Sporting News* in addition to first-team All-Pacific-10 Conference accolades for the second consecutive year.
- Led the nation with 10 interceptions as a sophomore in 2009 (second most in Bruins history) and was the co-defensive winner of UCLA's Henry R. 'Red' Sanders Award for Most Valuable Player.
- Started all 12 games in 2008, becoming the first true freshman in seven years to start a season opener on offense or defense for UCLA.
- Lettered four years as a defensive back and wide receiver at Susan Miller Dorsey High School in Los Angeles, Calif., where he played in the U.S. Army All-Star Game and was ranked as the No. 2 safety in the country by Scout.com following his senior season.
- Selected by the Broncos in the second round (45th overall) of the 2011 NFL Draft.

2010: Moore started all 12 games at free safety at UCLA and was a first-team All-America selection by *The Sporting News* in addition to receiving first-team All-Pacific-10 Conference honors... Named a team captain as a junior and was chosen as a semifinalist for the Jim Thorpe Award (nation's best defensive back) after finishing third on the Bruins with 77 tackles (51 solo) to go along with one interception (42 yds.), four passes defensed and one fumble recovery.

2009: Moore received second-team All-America accolades (Walter Camp, Associated Press) and first-team All-Pac-10 designation after leading the nation with 10 interceptions (79 yds.) as a 13-game starter for the conference's second-ranked pass defense (191.2 ypg)... Finished second in the country with 17 passes defensed and totaled 49 tackles (36 solo) to earn UCLA co-Defensive MVP honors.

2008: Moore started all 12 games for the Bruins as a true freshman and received honorable mention All-Pac-10 honors while recording 60 tackles (32 solo) with three interceptions (5 yds.), seven passes defensed and two fumble recoveries... Helped UCLA rank second in the Pac-10 and eighth in the nation in pass defense (167.7 ypg).

HIGH SCHOOL: Moore attended Susan Miller Dorsey High School in Los Angeles, where he lettered four years as a defensive back and wide receiver... Invited to play in the U.S. Army All-American Bowl after totaling 112 tackles, eight interceptions, 18 passes defensed and three fumble recoveries as a senior... Rated as the second-best safety prospect in the nation by Scout.com.

PERSONAL: Moore majored in sociology at UCLA and was named to the Director's Honor Roll in Fall 2009... Rahim Shaheed Moore was born on Feb. 11, 1990, in Los Angeles.

MOORE'S COLLEGIATE RECORD — UCLA

Year	School	G	S	UT	A	TT	S-Yds.	I-Yds.	PD	FF	FR	TD-Int.	TD-FR	S	Pts.
2008	UCLA	12	12	32	28	60	0-0	3-5	7	0	2	0	0	0	0
2009	UCLA	13	13	36	13	49	0-0	10-79	17	0	0	0	0	0	0
2010	UCLA	12	12	51	26	77	0-0	1-42	5	0	1	0	0	0	0
CAREER TOTALS		**37**	**37**	**119**	**67**	**186**	**0-0**	**14-126**	**29**	**0**	**3**	**0**	**0**	**0**	**0**

ORLANDO FRANKLIN

6-7 • 330 • MIAMI

BORN: Dec. 16, 1987, in Kingston, Jamaica

HIGH SCHOOL: Atlantic High School, Delray Beach, Fla.

DRAFTED: Second Round (46th overall)

COLLEGE GAMES PLAYED/STARTED: 51/39

74

OFFENSIVE TACKLE

FRANKLIN AT A GLANCE:

- An offensive tackle who played 51 games (39 starts) at left guard and left tackle during his career at the University of Miami, twice earning All-Atlantic Coast Conference recognition.
- Voted the Miami Sports Hall of Fame Unsung Hero and was a second-team All-ACC selection following his senior season in 2010 when he led the Hurricanes with 61 pancake blocks to go along with 16 cut blocks.
- Started all 13 games and graded out to 95 percent as a junior in 2009, highlighted by ACC Offensive Lineman of the Week honors after his performance in the regular-season finale at South Florida (11/28/09).
- Rated as the No. 2 offensive tackle on the *Florida Times-Union* Super 75 Team after allowing zero sacks as a senior at Atlantic High School in Delray Beach, Fla.
- Grew up in Toronto, Canada and played two seasons of high school football before moving to Florida to receive college recruiting attention.
- Lived in Jamaica until the age of 3 before moving to Canada.
- Selected by the Broncos in the second round (46th overall) of the 2011 NFL Draft.

2010: Franklin played all 13 games for the Hurricanes as a senior, starting 12 contests at left tackle and earning second-team All-Atlantic Coast Conference honors... Received the Miami Sports Hall of Fame Unsung Hero Award after leading the team with 61 pancake blocks and 16 cut blocks... Helped Miami rank first in the ACC in total offense (421.3 ypg) with its 5,477 yards on the season representing the second most in school history... Blocked for a line that allowed just 17 sacks (second fewest in ACC) in 460 pass plays (3.7%).

2009: Franklin started all 13 games for Miami, opening the first 11 contests at left guard and the final two games at left tackle to earn honorable mention All-ACC honors... Graded out to 95 percent on the season while totaling 51 pancake blocks and 13 cut blocks... Contributed to a passing offense that ranked 13th in the country and third in the ACC in yards per attempt (8.2) while averaging 261.9 yards per game.

2008: Franklin played 13 games (11 starts) at left guard as a sophomore and tallied a team-high 38 pancake blocks while grading out to 94 percent on the year.

2007: Franklin played all 12 games (3 starts) for the Hurricanes and shared the team's Rookie of the Year Award after grading out to 95 percent and totaling 27 pancake blocks in 407 snaps.

HIGH SCHOOL: Franklin allowed zero sacks as a senior in his only season at Atlantic High School in Delray Beach, Fla., where he was rated as the No. 2 offensive tackle on the *Florida Times-Union* Super 75 Team... Played two seasons of high school football in Toronto, Canada before moving to Florida to receive recruiting attention.

PERSONAL: Franklin originally enrolled at Miami in the summer of 2006 but did not play football that season after learning he needed to fulfill additional high school coursework to become eligible... Grew up in Toronto, Canada after moving from Jamaica at the age of 3... Orlando Franklin was born on Dec. 16, 1987, in Kingston, Jamaica.

FRANKLIN'S COLLEGIATE RECORD — MIAMI

Year	School	G	S
2007	Miami	12	3
2008	Miami	13	11
2009	Miami	13	13
2010	Miami	13	12
CAREER TOTALS		**51**	**39**

NATE IRVING

6-1 • 240 • NORTH CAROLINA STATE

BORN: July 12, 1988, in Teachey, N.C.

HIGH SCHOOL: Wallace-Rose Hill High School, Teachey, N.C.

DRAFTED: Third Round (67th overall)

COLLEGE GAMES PLAYED/STARTED: 34/26

56

MIDDLE LINEBACKER

IRVING AT A GLANCE:

- A middle linebacker who played all three 4-3 linebacker positions and totaled 39.5 tackles for a loss in three seasons playing at North Carolina State University.
- Named a first-team All-America selection by Scout.com as a senior in 2010 and was an All-Atlantic Coast Conference performer after leading the Wolfpack with 97 tackles (51 solo), including 20.5 tackles for a loss (77 yds.) and 6.5 sacks (41 yds.).
- Presented with the ACC's prestigious Piccolo Award (most courageous player) following his senior season after returning from missing the entire 2009 campaign recovering from multiple injuries sustained in a car crash.
- Set an NCAA record with eight tackles for a loss (22 yds.) in a win vs. Wake Forest on Nov. 13, 2010.
- Played at Wallace-Rose Hill High School in Teachey, N.C., where he was a first-team All-Super Six Conference choice and was invited to participate in the North Carolina Shrine Bowl following his senior season.
- Selected by the Broncos in the third round (67th overall) of the 2011 NFL Draft.

2010: Irving started all 13 games at middle linebacker for North Carolina State, making all the checks and calls for the defense and earning All-America recognition after leading the team with 97 tackles (51 solo) to go along with 6.5 sacks (41 yds.), three forced fumbles and two fumble recoveries... Totaled 20.5 tackles for a loss (77 yds.) to rank second in the Atlantic Coast Conference and sixth in the nation... Selected as a first-team All-ACC choice in addition to being the co-recipient of the conference's prestigious Piccolo Award (most courageous player)... Named Walter Camp National Defensive Player of the Week after recording a career-high 16 tackles (9 solo), including two sacks (11 yds.) and 4.5 tackles for a loss (15 yds.), in a win at Georgia Tech (9/25)... Tallied eight tackles for a loss vs. Wake Forest (11/13) to set an NCAA single-game record.

2009: Irving missed the 2009 season after sustaining multiple injuries in a car accident during the summer.

2008: Irving played 10 games (9 starts) at weakside linebacker, tying for third on the team with 84 tackles (55 solo) and earning honorable mention All-ACC honors... Led the Wolfpack with four interceptions (83 yds. / most by a linebacker in school history), including one for a touchdown, and added four pass breakups, one forced fumble and one fumble recovery.

2007: Irving appeared in 11 games (4 starts) at strongside linebacker and posted 52 tackles (30 solo) with one sack (7 yds.) and a team-high two forced fumbles... Added seven tackles for a loss (31 yds.), three quarterback pressures and two pass breakups... Opened four of the Wolfpack's final five contests and averaged nearly eight tackles per game in those starts.

2006: Irving redshirted as a true freshman at North Carolina State University.

HIGH SCHOOL: Irving attended Wallace-Rose Hill High School in Teachey, N.C., where he played tight end and rush end/linebacker as a senior, totaling 110 tackles, three sacks, one interception and six forced fumbles to go along with 12 all-purpose touchdowns... Invited to play in the North Carolina Shrine Bowl and was selected as a first-team All-Super Six Conference choice.

PERSONAL: Irving graduated from North Carolina State with a degree in program management (minor in zoology)... Nate Irving was born on July 12, 1988, in Teachey, N.C.

IRVING'S COLLEGIATE RECORD — NORTH CAROLINA STATE

Year	School	G	S	UT	A	TT	S-Yds.	I-Yds.	PD	FF	FR	TD-Int.	TD-FR	S	Pts.
2006	N. Carolina St.	REDSHIRTED													
2007	N. Carolina St.	11	4	30	22	52	1-7	0-0	2	2	0	0	0	0	0
2008	N. Carolina St.	10	9	55	29	84	1-8	4-83	8	1	1	1	0	0	6
2009	N. Carolina St.	DID NOT PLAY - INJURED													
2010	N. Carolina St.	13	13	51	46	97	6.5-41	0-0	3	3	2	0	0	0	0
CAREER TOTALS		**34**	**26**	**136**	**97**	**233**	**8.5-56**	**4-83**	**13**	**6**	**3**	**1**	**0**	**0**	**6**

ADDITIONAL STATISTICS: *Returned two kickoffs for 30 yards (22 LG) in 2007.*

QUINTON CARTER

6-1 • 200 • OKLAHOMA

BORN: July 20, 1988, in las Vegas, Nev.

HIGH SCHOOL: Cheyenne High School, Las Vegas, Nev.

DRAFTED: Fourth Round (108th overall)

COLLEGE GAMES PLAYED/STARTED: 44/29

28

SAFETY

CARTER AT A GLANCE:

- A safety from the University of Oklahoma who earned consensus All-America honors and first-team All-Big 12 Conference recognition following his senior season in 2010 after finishing third on the Sooners with 96 tackles (59 solo) and second on the team with four interceptions (38 yds.).
- Played 44 career games (29 starts), opening every contest for Oklahoma during his final two seasons and contributing 184 tackles (110 solo) and eight interceptions (62 yds.) during that span.
- Totaled a career-high 17 defensive stops in a win vs. Texas Tech on Nov. 13, 2010 to mark the most tackles by a Sooner defensive back in eight seasons.
- Recognized for his community involvement by being named to the Allstate AFCA Good Works Team and receiving the Wooden Citizenship Cup.
- Named to the *Las Vegas Sun's* 2000s All-Decade Team as a defensive back following his prep career at Cheyenne High School in Las Vegas, Nev.
- Selected by the Broncos in the fourth round (108th overall) of the 2011 NFL Draft.

2010: Carter started all 14 games as a senior for the University of Oklahoma, finishing third on the team with 96 tackles (59 solo) and adding four interceptions (38 yds.) to earn consensus All-America honors in addition to receiving first-team All-Big 12 Conference accolades from the league coaches... Led the Sooners in tackles in four games, including a 17-tackle effort in a win vs. Texas Tech (11/13) that represented a career high and the most by an Oklahoma defensive back in eight seasons... Tied for second in the conference with three interceptions in Big 12 play and was named one of eight national semifinalists for the Lott IMPACT Trophy (college player with biggest impact on team).

2009: Carter opened all 13 contests at free safety for Oklahoma and ranked second on the team with 88 tackles (51 solo) while tying for the school lead with four interceptions (24 yds)... Added five pass breakups and a fumble recovery to earn second-team All-Big 12 distinction... Posted double-digit tackle totals on two occasions and added eight tackles and an interception in the Sooners' Sun Bowl win over Stanford (12/31).

2008: Carter played 12 games (2 starts) and totaled 36 tackles (20 solo) for the Sooners on defense in addition to 14 solo stops on special teams... Collected 10 tackles vs. Kansas (10/18) in his first career start.

2007: Carter redshirted during the 2007 season after receiving a medical hardship waiver from the NCAA.

2006: Carter played five games for Oklahoma as a true freshman, seeing time mostly on special teams... Established himself as one of the most physical defensive backs on the team.

HIGH SCHOOL: Carter attended Cheyenne High School in Las Vegas, Nev., where he was a standout in football and basketball... Named to the *Las Vegas Sun's* 2000s All-Decade Team as a defensive back.

PERSONAL: Carter was named to the Allstate American Football Coaches Association Good Works Team in 2010 and was the recipient of the Wooden Citizenship Cup in 2011 in recognition for his community service and character... Founded the non-profit SOUL Organization (Serving Others through Unity and Leadership) during his sophomore year at Oklahoma, which includes a football camp that integrates classroom work and lectures about the value of education, eating right and making smart decisions... Volunteered time for KinderCare, teaching basic reading and writing skills to children, as well as the Oklahoma City Marathon, the University Center for Student Advancement and the OU Black Graduate Student Association... Graduated from Oklahoma with a degree in sociology and a minor in nonprofit-organization studies... Quinton Carter was born on July 20, 1988, in Las Vegas, Nev.

CARTER'S COLLEGIATE RECORD — OKLAHOMA

Year	School	G	S	UT	A	TT	S-Yds.	I-Yds.	PD	FF	FR	TD-Int.	TD-FR	S	Pts.
2006	Oklahoma	5	0	0	1	1	0-0	0-0	0	0	0	0	0	0	0
2007	Oklahoma						REDSHIRTED								
2008	Oklahoma	12	2	20	16	36	0-0	0-0	2	0	0	0	0	0	0
2009	Oklahoma	13	13	51	37	88	0-0	4-24	9	0	1	0	0	0	0
2010	Oklahoma	14	14	59	37	96	0-0	4-38	10	0	1	0	0	0	0
CAREER TOTALS		**44**	**29**	**131**	**90**	**221**	**0-0**	**8-62**	**21**	**0**	**2**	**0**	**0**	**0**	**0**



JULIUS THOMAS

6-5 • 255 • PORTLAND STATE

BORN: June 27, 1988, in Stockton, Calif.

HIGH SCHOOL: Tokay High School, Lodi, Calif.

DRAFTED: Fourth Round (129th overall)

COLLEGE GAMES PLAYED/STARTED: 11/1

80

TIGHT END

THOMAS AT A GLANCE:

- A tight end from Portland State University who ranked third on the team with 29 receptions for 453 yards (15.6 avg.) with two touchdowns in 2010, earning first-team All-Big Sky Conference honors in his only season playing football for the Vikings.
- Led all Big Sky tight ends with 41.2 receiving yards per game and was the league's only tight end to record multiple 100-yard receiving games (2).
- Played in the East-West Shrine Game following his senior season and caught a 5-yard touchdown to go along with a two-point conversion for the West.
- Lettered four times in basketball, leading Portland State its first two NCAA Tournament appearances in school history (2008, '09) and finishing as the program's all-time leader in games played (121), career wins (78) and field goal percentage (.663).
- Tried out for the football team as a freshman at Tokay High School in Lodi, Calif., before concentrating on basketball for the remainder of his prep career.
- Selected by the Broncos in the fourth round (129th overall) of the 2011 NFL Draft.

2010: Thomas played 11 games (1 start) for Portland State University and earned first-team All-Big Sky Conference honors after finishing third on the team with 29 receptions for 453 yards (15.6 avg.) with two touchdowns... Hauled in nine passes of 20 or more yards and produced 18 first downs... Helped a Vikings offense that produced a conference-best 203.3 yards per game on the ground and ranked fourth overall in the league in total offense (396.5 ypg)... Invited to play in the East-West Shrine Game, where he hauled in a 5-yard touchdown pass and caught the ensuing two-point conversion to account for the West's only points of the game... Walked on to the football team during the spring after exhausting his eligibility in basketball.

BASKETBALL: Thomas was a four-year letterman for the Portland State basketball team from 2006-09, setting school records for games played (121), career wins (78) and field goal percentage (.663)... Named to the Big Sky Conference All-Tournament Team in 2008 and '09, helping the Vikings capture conference titles and advance to the NCAA Tournament in both seasons... Averaged 10.8 points and 5.9 rebounds while shooting a school-record .671 from the floor as a senior.

HIGH SCHOOL: Thomas attended Tokay High School in Lodi, Calif., where he was a standout center and power forward on the basketball team... Helped lead Tokay to a 25-9 overall record and a Sac-Joaquin Section title during his senior year when he was named co-Player of the Year by *The Record* (San Joaquin).

PERSONAL: Thomas graduated from Portland State with a degree in business administration... Julius Thomas was born on June 27, 1988, in Stockton, Calif.

THOMAS' COLLEGIATE RECORD — PORTLAND STATE

				RECEIVING									SCORING		
Year	School	G	S	No.	Yds.	Avg.	LG	TD	TD	TDr	TDp	TDrt	2pt.	Pts.
2010	Portland State	11	1	29	453	15.6	55	2	2	0	2	0	0	12
CAREER TOTALS		**11**	**1**	**29**	**453**	**15.6**	**55**	**2**	**2**	**0**	**2**	**0**	**0**	**12**

MIKE MOHAMED

6-3 • 239 • CALIFORNIA

BORN: March 11, 1988, in Brawley, Calif.

HIGH SCHOOL: Brawley High School, Brawley, Calif.

DRAFTED: Sixth Round (189th overall)

COLLEGE GAMES PLAYED/STARTED: 50/30

53

LINEBACKER

MOHAMED AT A GLANCE:

- A versatile linebacker who finished his collegiate career at the University of California fourth on the school's all-time list with 340 tackles (197 solo) while playing in 50-of-51 possible games.
- Earned first-team All-Pacific-10 Conference honors as a junior in 2009 after recording a league-high 112 tackles (69 solo) to go along with two sacks (21 yds.), three interceptions (6 yds.), six passes defensed and one forced fumble.
- Honored as a four-time Pac-10 All-Academic selection in addition to being named a finalist for the William V. Campbell Trophy (Academic Heisman) following his senior season.
- Received Cal's J. Scott Duncan Award as the team's most valuable special teams player and was an honorable mention All-Pac-10 performer at linebacker as a sophomore in 2008.
- Was named the 2005 Imperial Valley Defensive Player of the Year following his senior season at Brawley High School in Brawley, Calif.
- Selected by the Broncos in the sixth round (189th overall) of the 2011 NFL Draft.

2010: Mohamed started all 11 games played as a senior captain at California and led the Golden Bears with 95 tackles (47 solo) to go along with two sacks (14 yds.), one interception (41 yds.), a career-high two forced fumbles and two fumble recoveries for the Pac-10's top-ranked defense (319.1 ypg)... Earned second-team all-conference honors, as his 8.6 defensive stops per game ranked second in the league... Totaled 42 tackles (23 solo) over his last three games, including a career-high 16 tackles (11 solo) against top-ranked Oregon (11/13) to earn Pac-10 Defensive Player of the Week honors for the fourth time in his career... Named a first-team Pac-10 All-Academic selection for the third consecutive year and was the recipient of a National Football Foundation Scholar-Athlete Award that made him a finalist for the William V. Campbell Trophy (Academic Heisman) and included an $18,000 postgraduate scholarship.

2009: Mohamed started all 13 games for the Golden Bears and totaled a career-high 112 tackles (69 solo) to lead the Pac-10 and earn first-team all-conference honors... Added two sacks (21 yds.), three interceptions (6 yds.), six passed defensed and one forced fumble while being voted Defensive MVP by his teammates... Recorded double-digit tackle totals five times and was a two-time Pac-10 Defensive Player of the Week.

2008: Mohamed played all 13 games, picking up honorable mention All-Pac-10 honors and tying for second on the team with 87 tackles (51 solo) despite starting just five contests... Received the J. Scott Duncan Award as the team's most valuable special teams player.

2007: Mohamed played all 13 games (1 start) and was named to *The Sporting News'* Pac-10 All-Freshman Team after totaling 46 tackles (30 solo) with three passes defensed.

2006: Mohamed redshirted as a true freshman at California.

HIGH SCHOOL: Mohamed was named Team MVP and was honored as the Imperial Valley Defensive Player of the Year following his senior campaign at Brawley High School in Brawley, Calif., where he totaled 62 tackles and five sacks to go along with six blocked punts in his final prep season... Selected to the *San Diego Union-Tribune* All-Academic Team following his junior and senior years.

PERSONAL: Mohamed graduated from California with a degree in Business Administration... Has two brothers that play at California: Kyle will be a junior linebacker and Dylan will be a redshirt freshman defensive back for the Golden Bears this fall... Michael Patrick Mohamed was born on March 11, 1988, in Brawley, Calif.

MOHAMED'S COLLEGIATE RECORD — CALIFORNIA

Year	School	G	S	UT	A	TT	S-Yds.	I-Yds.	PD	FF	FR	TD-Int.	TD-FR	S	Pts.
2006	California						REDSHIRTED								
2007	California	13	1	30	16	46	0-0	0-0	3	0	0	0	0	0	0
2008	California	13	5	51	36	87	3-16	3-30	5	1	2	1	0	0	6
2009	California	13	13	69	43	112	2-21	3-6	6	1	0	0	0	0	0
2010	California	11	11	47	48	95	2-14	1-41	2	2	0	1	0	0	6
CAREER TOTALS		**50**	**30**	**197**	**143**	**340**	**7-51**	**7-77**	**16**	**4**	**2**	**2**	**0**	**0**	**12**

ADDITIONAL STATISTICS: *Returned two kickoffs for 10 yards (6 LG) in 2008.*



VIRGIL GREEN

6-5 • 252 • NEVADA

BORN: Aug. 3, 1988, in Tulare, Calif.

HIGH SCHOOL: Tulare Union High School, Tulare, Calif.

DRAFTED: Seventh Round (204th overall)

COLLEGE GAMES PLAYED/STARTED: 50/34

85

TIGHT END

GREEN AT A GLANCE:

- A tight end who played 50 career games (34 starts) for the University of Nevada and helped the Wolf Pack average 500.2 yards per contest during his four-year career (2007-10) to rank third in the nation during that period.
- Secured first-team All-Western Athletic Conference honors following his senior campaign in 2010 in which he totaled a career-high 35 receptions for 515 yards (14.7 avg.) with five touchdowns.
- Posted a personal-best 144 receiving yards on seven catches (20.6 avg.) with two touchdowns in the 2010 season opener vs. Eastern Washington (9/2) to earn John Mackey National Tight End of the Week honors.
- Named the Nevada Strength and Conditioning Athlete of the Year as a junior in 2009 in addition to being selected to the All-WAC second team.
- Received first-team All-East Yosemite League recognition following his senior season at Tulare Union High School in Tulare, Calif.
- Selected by the Broncos in the seventh round (204th overall) of the 2011 NFL Draft.

2010: Green started all 14 games as a captain for Nevada and finished second on the Wolf Pack with 515 receiving yards on 35 catches (14.7 avg.) while tying for the team lead with five receiving touchdowns... Earned first-team All-Western Athletic Conference honors, helping Nevada set a school record and rank fourth in the nation in total offense (519.1 ypg)... Blocked for a rushing offense that ranked third in the country (292.2 ypg) and totaled an NCAA-best 52 touchdowns on the ground... Posted seven receptions for a career-high 144 yards (20.6 avg.) with two touchdowns in the season opener vs. Eastern Washington (9/2) to earn John Mackey National Tight End of the Week honors.

2009: Green was named second-team All-WAC after playing all 13 games (12 starts) and totaling 23 receptions for 260 yards (11.3 avg.) with five touchdowns... Earned the program's prestigious Striker Award for consistent and dominant play in addition to being named the Nevada Strength and Conditioning Athlete of the Year... Contributed to the nation's No. 1 rushing offense (344.9 ypg) that became the first unit in NCAA history to have three players rush for 1,000 yards in the same season.

2008: Green played 13 games (8 starts) and recorded 14 catches for 164 yards (11.7 avg.) with one touchdown for the Wolf Pack.

2007: Green played 10 games as a redshirt freshman with the majority of his action coming on special teams.

2006: Green redshirted as a true freshman at Nevada.

HIGH SCHOOL: Green totaled 61 receptions for 1,014 yards (16.6 avg.) with 12 touchdowns during his career at Tulare Union High School in Tulare, Calif., where he earned first-team All-East Yosemite League honors following his senior season... Lettered four years in basketball and another in track and field.

PERSONAL: Green was a general studies major at Nevada... His brother, Jeremiah, joined the Wolf Pack as a linebacker after transferring from College of the Sequoias ... Virgil Leo Green was born on Aug. 3, 1988, in Tulare, Calif.

GREEN'S COLLEGIATE RECORD — NEVADA

				RECEIVING				RUSHING					SCORING					
Year	School	G	S	No.	Yds.	Avg.	LG	TD	No.	Yds.	Avg.	LG	TD	TD	TDr	TDp	TDrt	2pt	Pts.
2006	Nevada								REDSHIRTED										
2007	Nevada	10	0	0	0	0.0	—	0	0	0	0.0	—	0	0	0	0	0	0	0
2008	Nevada	13	8	14	164	11.7	40	1	2	18	9.0	14	0	1	0	1	0	0	6
2009	Nevada	13	12	23	260	11.3	44	5	1	16	16.0	16	0	5	0	5	0	0	30
2010	Nevada	14	14	35	515	14.7	48	5	4	19	4.8	11	0	5	0	5	0	0	30
CAREER TOTALS		**50**	**34**	**72**	**939**	**13.0**	**48**	**11**	**7**	**53**	**7.6**	**16**	**0**	**11**	**0**	**11**	**0**	**0**	**66**



Jeremy Beal

6-3 • 276 • Oklahoma

Born: Dec. 2, 1987, in Carrollton, Texas

High School: Creekview High School, Carrollton, Texas

Drafted: Seventh Round (247th overall)

College Games Played/Started: 54/43

97

Defensive End

BEAL AT A GLANCE:

- A defensive end who played 54 games (43 starts) at the University of Oklahoma and finished his career ranked second in the program's history in sacks (29) and tackles for a loss (56.5) while leading the Sooners to three Big 12 Conference Championships (2007, '08, '10) in four seasons.
- Set a school record with 10 career forced fumbles and finished with the most pass breakups by a defensive lineman (14) in Sooner history.
- Named Big 12 Defensive Lineman of the Year and earned second-team All-America honors as a senior in 2010 after totaling a career-high 72 tackles (42 solo), including 8.5 sacks (65 yds.) and 19 tackles for a loss (91 yds.), to go along with three forced fumbles.
- Ranked fifth in the Big 12 with a career-high 11 sacks (72 yds.) and was selected as a finalist for the Ted Hendricks Award (nation's top defensive end) as a junior in 2009.
- Received District 10-5A Defensive MVP honors as a senior at Creekview High School in Carrollton, Texas, where he totaled 127 tackles, including 19 tackles for a loss and two sacks.
- Selected by the Broncos in the seventh round (247th overall) of the 2011 NFL Draft.

2010: Beal started all 14 games for the Big 12 Champion Sooners and totaled a career-high 72 tackles (42 solo) to earn Big 12 Defensive Lineman of the Year and first-team all-conference honors in addition to being named a second-team All-American... Recorded 19 tackles for a loss (91 yds.) for the second consecutive year and tallied 8.5 sacks (65 yds.) to become the first player in Oklahoma history to accumulate at least 7.5 sacks in three different seasons... Added three forced fumbles, one fumble recovery and seven passes defensed to set the school record for career pass breakups by a defensive lineman (14).

2009: Beal started all 13 games and compiled 70 tackles (46 solo), including a career-high 11 sacks (72 yds.) and 19 tackles for a loss (97 yds.), in addition to one interception (4 yds.), three forced fumbles and four passes defensed... Named a finalist for the Ted Hendricks Award (nation's top defensive end) and earned first-team All-Big 12 and third-team All-America accolades from the Associated Press... Registered three-sack performances in back-to-back games vs. Tulsa (9/19) and at Miami (10/3), making him the first player in school history to tally multiple three-sack games in the same season.

2008: Beal started all 14 games, including the BCS National Championship Game against the University of Florida, earning first-team All-Big 12 honors by the Associated Press after contributing 61 tackles (36 solo), including a team-high 8.5 sacks (70 yds.) and 15.5 tackles for a loss (87 yds.)... Tied for second on the Sooners with three forced fumbles and added four passes defensed for the repeating Big 12 champions.

2007: Beal played all 13 games (2 starts) in helping Oklahoma claim the Big 12 title and advance to the Fiesta Bowl against West Virginia... Recorded 21 tackles (15 solo), including one sack (10 yds.), with one forced fumble after converting from linebacker to defensive end... Totaled six tackles and his first career sack in a win over Missouri in the Big 12 Championship Game.

2006: Beal redshirted as a true freshman at Oklahoma.

HIGH SCHOOL: Beal played linebacker at Creekview High School in Carrollton, Texas, where he was a first-team all-state selection and District 10-5A Defensive MVP following his senior season in which he totaled 127 tackles, including two sacks and 19 tackles for a loss.

PERSONAL: Beal majored in multidisciplinary studies at Oklahoma... Jeremy Beal was born on Dec. 2, 1987, in Carrollton, Texas.

BEAL'S COLLEGIATE RECORD — OKLAHOMA

Year	School	G	S	UT	A	TT	S-Yds.	I-Yds.	PD	FF	FR	TD-Int.	TD-FR	S	Pts.
2006	Oklahoma							REDSHIRTED							
2007	Oklahoma	13	2	15	6	21	1-10	0-0	0	1	0	0	0	0	0
2008	Oklahoma	14	14	36	25	61	8.5-70	0-0	4	3	0	0	0	0	0
2009	Oklahoma	13	13	46	24	70	11-72	1-4	4	3	0	0	0	0	0
2010	Oklahoma	14	14	42	30	72	8.5-65	0-0	7	3	1	0	0	0	0
CAREER TOTALS		**54**	**43**	**139**	**85**	**224**	**29-217**	**1-4**	**15**	**10**	**1**	**0**	**0**	**0**	**0**

First-Year Players

36 Brandon Minor

6-1 • 203 • Michigan — **Running Back**

Brandon Minor is a first-year running back from the University of Michigan who joined the Broncos as a practice squad signee on Dec. 30, 2010... Spent time on practice squads with Denver, Indianapolis, New Orleans and Chicago as a rookie after signing with the Bears as a college free agent on April 25, 2010... Gained 1,658 rushing yards on 331 carries (5.0 avg.) with 20 touchdowns in 42 games (6 starts) as a Wolverine… Added 10 receptions for 70 yards and two touchdowns during his collegiate career… Paced Michigan with 96 carries for 502 yards (5.3 avg.) and eight touchdowns as a senior in 2009… Registered a career-high 553 yards rushing on 103 carries (5.4 avg.) and added five receptions for 59 yards (11.8 avg.) while leading the team in scoring (11 touchdowns, 66 points) as a junior… Recorded 90 carries for 385 yards (4.3 avg.) with one touchdown in 12 games as a sophomore… Rushed for a career-best 157 yards on 21 carries (7.5 avg.) vs. Minnesota (10/27/07)… Compiled 238 rushing yards on 42 attempts (5.7 avg.) in nine games as a freshman… Lettered in track and football at Varina High School in Henrico, Va.… Selected as the top-rated fullback in the country as a high school senior by Rivals.com… Brandon Ricardo Minor was born on July 24, 1988, in Richmond, Va.

13 Eron Riley

6-3 • 202 • Duke — **Wide Receiver**

Eron Riley is a first-year wide receiver from Duke University who joined the Broncos as a practice squad signee on Oct. 19, 2010... Entered the NFL with Baltimore as a college free agent on May 8, 2009, spending his rookie season on the Ravens' practice squad... Competed for one week on Carolina's practice squad in 2010 before arriving in Denver... Played 45 career games (40 starts) at Duke, compiling 144 receptions for 2,413 yards (16.8 avg.) with 22 touchdowns… Also returned 11 kickoffs for 256 yards (23.3 avg.)… Finished his career ranked seventh in Duke history in receptions, second in receiving yards and third in touchdown catches… Received second team All-Atlantic Coast Conference honors as a junior and received numerous preseason All-ACC accolades as a senior… Holds Duke's single-season record for receiving average (20.8 in 2007), and his four touchdown receptions against Navy (9/22/07) as a junior set the school's single-game mark… Also tied for third in Duke's record books with six 100-yard receiving games… Attended Windsor Forest High School in Windsor Forest, N.C., where he was a *PrepStar* All-Region selection as a senior… Also played basketball in high school… Eron Riley was born on Aug. 5, 1987, in Savannah, Ga.

96 Mitch Unrein

6-4 • 291 • Wyoming — **Defensive Tackle**

Mitch Unrein is a first-year defensive tackle from the University of Wyoming who joined the Broncos as a practice squad signee on Oct. 20, 2010... Originally signed with Houston as a college free agent on May 7, 2010… Totaled 162 tackles (67 solo), including 20.5 tackles for losses (75 yds.) and 10.5 sacks (75 yds.), with two forced fumbles and one fumble recovery in 48 career games (38 starts) for the Cowboys… Garnered honorable mention All-Mountain West Conference accolades in each of his final three years at Wyoming... Registered 41 total tackles, including six tackles for a loss (21 yds.) and four sacks (17 yds.), as a senior… Named the Defensive MVP of the New Mexico Bowl in 2009 after collecting six tackles, including two sacks, one forced fumble and one fumble recovery… Recorded 54 tackles, including 1.5 sacks and 2.5 tackles for a loss, in addition to recovering one fumble in 12 starts as a junior… Opened all 12 games for the Cowboys as a sophomore and registered a career-high 55 tackles to go along with five sacks (29 yds.) and 11 tackles for a loss (43 yds.)... Saw action in 11 games and notched 12 tackles as a redshirt freshman in 2006... Earned first-team all-state honors as a junior and senior at Eaton High School in Eaton, Colo., where he was also among the top wrestlers in the state... Mitch Unrein was born on March 25, 1987, in Eaton, Colo.

Rookie College Free Agents

45 Brandon Bing

5-11 • 177 • Rutgers — **Cornerback**

Brandon Bing is a rookie cornerback from the Rutgers University who joined the Broncos as a college free agent on July 27, 2011… Played 41 career games (13 starts) and totaled 85 tackles (53 solo), three interceptions, one sack and one forced fumble… Totaled 65 tackles, one sack and one interception on defense in addition to four blocked kicks on special teams as a senior… Saw action in seven games (2 starts) as a junior in 2009 and posted 10 tackles (6 solo) and one interception… Played 12-of-13 games as a true freshman in 2007… Attended Cheltenham High School in Wyncote, Pa., where he was a three-year starter at wide receiver/running

back and defensive back and earned first-team all-league and all-area honors during his final two seasons… Crowned the Pennsylvania state champion in the indoor 200 and outdoor 200 and 400 meters in high school… Brandon Bing was born on Aug. 8, 1989, in Wyncote, Pa.

62 Ronnell Brown
6-2 • 286 • James Madison — Defensive Tackle

Ronnell Brown is a rookie defensive tackle from James Madison University who joined the Broncos as a college free agent on July 27, 2011…Played 39 career games, recording 67 tackles (35 solo), 7.5 sacks (58 yds.) and two interceptions… Registered 18 tackles (11 solo), including 1.5 sacks, in nine games as a senior in 2010… Started all 11 games for the Dukes as a junior, notching 26 tackles (15 solo), 3.5 sacks and one interception… Played in every game as a sophomore, totaling 22 tackles (9 solo), including 3 tackles for loss and two sacks…Saw action in five games for the Dukes as a redshirt freshman in 2007…Was a three-time All-District performer at Hickory High School in Chesapeake, Va. where he collected a school-record 21 sacks as a sophomore… Ronnell Brown was born on July 2, 1988, in Chesapeake, Va.

83 Mark Dell
6-2 • 195 • Michigan State — Wide Receiver

Mark Dell is a rookie wide receiver from Michigan State University who joined the Broncos as a college free agent on July 27, 2011… Played 47 career games (27 starts) and finished his career ranked sixth in school history with 2,136 receiving yards, seventh with 133 receptions and tied for 13th with 12 receiving touchdowns… Earned honorable mention all-Big Ten honors as a senior after totaling career highs in receptions (51), receiving yards (788) and receiving touchdowns (6)… Finished third in the conference in receiving yards per game (73.6) and seventh in receptions per game (4.9) while earning the Downtown Coaches Club Award as Michigan State's top senior offensive player… Opened a combined 16 games in his first two seasons with the program, including a start as a true freshman in the Spartans' season opener… Attended Harrison High School in Farmington Hills, Mich., where he earned *PrepStar* All-America honors after accounting for 1,491 all-purpose yards and 20 touchdowns as a senior… Majored in communications at Michigan State… Mark Dell was born on May 28, 1989.

47 Derek Domino
6-3 • 231 • South Dakota State — Linebacker

Derek Domino is a rookie linebacker from South Dakota State University who joined the Broncos as a college free agent on July 27, 2011… Made 35 career starts as a two-time first-team All-Missouri Valley Football Conference selection, totaling 300 career tackles and nine interceptions (three returned for touchdowns)... Became the first Jackrabbit in more than 20 years to post consecutive 100-tackle seasons, tallying 100 in 2009 and 103 in 2010... Posted11 career games with 10 or more tackles... Registered a career-best 16 tackles at Nebraska in his senior season... Attended Spring Lake Park High School in Spring Lake Park, Minn., where he was a two-time All-North Suburban Conference selection at running back... Led the conference in rushing as a junior and was named Team Offensive MVP... Majored in park and recreation management at South Dakota State... Derek Domino was born on Oct. 8, 1987.

42 Mario Fannin
5-11 • 224 • Auburn — Running Back

Mario Fannin is a rookie running back from Auburn University who joined the Broncos as a college free agent on July 27, 2011… Played 54 career games (16 starts) at Auburn and rushed for 1,366 yards and 11 touchdowns on 233 carries (5.9 avg.)… Became the school's all-time leader in receiving yards by a running back, totaling 985 yards and nine touchdowns on 97 career receptions… Added 44 kickoff returns for 944 yards (21.5 avg.)… Appeared in 13 games (4 starts) as a senior and totaled 61 carries for 395 yards (6.5 avg.) and five touchdowns to go along with 17 receptions for 173 yards (10.2 avg.) and two scores… Played 13 games (7 starts) and totaled 990 all-purpose yards (285 rushing, 413 receiving, 297 kickoff return) for the Tigers… Attended Lovejoy High School in Hampton, Ga., where he threw for more than 1,000 yards and 20 touchdowns and added 1,200 rushing yards and 12 scores as a senior… Graduated from Auburn in August 2010 with a degree in public administration… Mario Fannin was born on Dec. 4, 1987.

16 D'Andre Goodwin
5-11 • 188 • Washington — Wide Receiver

D'Andre Goodwin is a rookie wide receiver from the University of Washington who joined the Broncos as a college free agent on July 27, 2011… Played 49 career games (21 starts) and totaled 124 receptions for 1,478 yards (11.9 avg.) with five touchdowns… Ranked second on the Huskies with 44 receptions for 530 yards (12.0 avg.) with a personal-best four touchdowns as a senior in 2010… Led Washington with a career-high 60 receptions for 692 yards (11.5 avg.) with one score as a sophomore in 2008, ranking fourth in the Pac-10 Conference in receptions per game (5.0) and earning the team's Offensive MVP Award… Saw action in every game at wide receiver as a redshirt freshman in 2007… Attended Antelope Valley High School in Lancaster, Calif., where he totaled 645 yards from scrimmage and six touchdowns on offense in addition to 55 tackles and eight interceptions on defense as a senior… D'Andre Goodwin was born on Dec. 26, 1987.

67 Adam Grant
6-6 • 320 • Arizona — Offensive Tackle

Adam Grant is a rookie offensive tackle from the University of Arizona who joined the Broncos as a college free agent on July 27, 2011… Played 34 games (31 starts) along the offensive line, spending his senior season at left tackle after playing on the right side during previous years... Earned second-team All-Pacific-10 Conference honors following both his junior and senior campaigns... Selected to play in the East-West Shrine Game... Played at tight end and on the defensive line at Puyallup High School in Puyallup, Wash., where he earned Associated Press honorable mention all-state honors on offense as a senior and was nominated for the U.S. Army All-American Team... Majored in religious studies at Arizona... Adam Grant was born on May 2, 1986.

11 Jamel Hamler
6-2 • 195 • Fresno State — Wide Receiver

Jamel Hamler is a rookie wide receiver from Fresno State University who joined the Broncos as a college free agent on July 27, 2011… Totaled 96 receptions for 1,395 yards with 11 touchdowns in his career… Led the Bulldogs with a career-high 54 receptions for 812 yards (15.0 avg.) with six touchdowns as a junior in 2010 to earn second team All-Western Athletic Conference honors… Played alongside future San Diego Charger Seyi Ajirotutu as a sophomore in 2009, finishing second on the team with 37 receptions for 503 yards (13.6 avg.) with five touchdowns… Redshirted in 2008 after playing in 11 games as a true freshman in 2007 and contributing five receptions for 80 yards (16.0 avg.)… Attended San Leandro High School in San Leandro, Calif., where he earned a spot on the All-East Bay Team after collecting 51 receptions for 803 yards (15.7 avg.) with 11 touchdowns as a senior… Majored in kinesiology at Fresno State… Jamel Hamler was born on Dec. 7, 1988.

38 Chris Harris
5-10 • 190 • Kansas — Cornerback

Chris Harris is a rookie cornerback from the University of Kansas who joined the Broncos as a college free agent on July 27, 2011… Played 50 games (41 starts) for the Jayhawks and finished his career with 290 tackles (197 solo), four sacks (21 yards) and three interceptions... Left Kansas ranked third among defensive backs in all-time tackles... Started all 12 games as a senior in 2010, including six at safety, earning KU Defensive Back of the Year honors in addition to being named a team captain…Started all 12 games as a junior in 2009 and was named a co-recipient of Kansas' Don Fambrough Award for unselfishness… Started seven games as a sophomore in 2008, registering 59 tackles (46 solo) and one sack… Started 10 games as a true freshman in 2007 and garnered Big 12 Conference Newcomer of the Year accolades in addition to receiving honorable mention Freshman All-America distinction… Attended Bixby High School in Bixby, Okla., where he was an all-state defensive back… Majored in social psychology at Kansas… Chris Harris was born on June 18, 1989.

49 A.J. Jones
6-1 • 232 • Florida — Linebacker

A.J. Jones is a rookie linebacker from the University of Florida who joined the Broncos as a college free agent on July 27, 2011… Played 50 career games (40 starts) and collected 162 tackles, 15 tackles for a loss, five sacks, three interceptions, one forced fumble and one fumble recovery… Saw time in 12 games (11 starts) as a senior in 2010 and finished fifth on the Gators with 54 tackles (32 solo) to go along with six tackles for a loss (12 yds.), one sack (3 yds.) and three pass breakups… Opened the first 11 games of the season as a junior in 2009 and recorded 37 tackles, three sacks and three interceptions before missing the final three contests with a knee injury… Played 12 games (9 starts) at strongside linebacker as a sophomore in 2008, contributing 35 tackles for the Gators… Saw action in all 13 games (9 starts) as a redshirt freshman in 2007… Attended Middleton High

School in Tampa, Fla., where he led Hillsborough County with 170 tackles to go along with six sacks as a junior, earning Tampa Tribune Defensive Player of the Year honors… Majored in family, youth and community services at Florida… A.J. Jones was born on Feb. 18, 1988.

43 Deron Mayo
5-11 • 228 • Old Dominion — Linebacker

Deron Mayo is a rookie linebacker from Old Dominion who joined the Broncos as a college free agent on July 27, 2011… Played defensive end as a senior at ODU after transferring from Hofstra… Totaled 220 tackles (114 solo) in his career to go with nine sacks (68 yds.), 25.5 tackles for a loss and two interceptions… Named to the Transfer to Watch list by the Sports Network… Elected co-captain prior to his senior season… Ranked third on the team his senior season with 70 tackles (30 solo) and blocked two kicks… Made 99 stops (53 solo), including 11.5 tackles for a loss and 2.5 sacks, as a junior at Hofstra… Played all 12 games (5 starts) as a junior, totaling 33 tackles (20 solo) with two tackles for a loss and one interception… Appeared in nine games during his sophomore season and registered 18 tackles (11 solo)… Named to the All-Peninsula District first team and all-area second team as a senior at Kecoughtan High School in Hampton, Va…. Deron Mayo was born on March 28, 1988, in Hampton, Va.

70 Curt Porter
6-7 • 315 • Jacksonville State — Offensive Tackle

Curt Porter is a rookie offensive tackle from the Jacksonville State University who joined the Broncos as a college free agent on July 27, 2011... Played 43 career games (37 starts) as a three-year starter for the Gamecocks... Named to the Associated Press Football Championship Subdivision All-America Team as a senior after grading out at 92 percent for the season and leading the team with 81 knockdowns and 24 pancake blocks in 761 snaps on offense... Earned second-team All-Ohio Valley Conference honors as a junior after opening all 11 contests and helping pave the way for the JSU offense to lead the league in total offense and rushing offense... Started all 11 games as a sophomore and led the team with 94 knockdowns... Attended Fayette County High School in Fayette, Ala., where he helped his team to a 9-2 record as a senior and earned All-West Alabama honors... Majored in criminal justice at Jacksonville State... Jacob Curt Porter was born on July 11, 1988.

40 Austin Sylvester
6-1 • 248 • Washington — Fullback

Austin Sylvester is a rookie fullback from the University of Washington who joined the Broncos as a college free agent on July 27, 2011… Played 37 career games (6 starts) and developed into the Huskies' No. 1 fullback as a senior in 2010… Saw action in a combined 19 games his sophomore and junior seasons, mostly on special teams… Played linebacker and fullback as one of seven true freshmen on the team to see playing time in 2007… Attended Bishop Manohue High School in Reno, Nev., before transferring to The Hun School, a prep school in Princeton, N.J., for his senior year… Played fullback and linebacker throughout his prep career… Austin Sylvester was born on April 15, 1988.

2 Adam Weber
6-3 • 210 • Minnesota — Quarterback

Adam Weber is a rookie quarterback from the University of Minnesota who joined the Broncos as a college free agent on July 27, 2011… Finished his career ranked third all-time in the Big Ten Conference for passing yards (10,917) and passing attempts (1,594) and fourth all-time with 909 completions… His 72 passing touchdowns rank 10th all-time in the Big Ten… Set a conference record for consecutive starts (50) by a quarterback and tied the all-time league record for all positions… Started all 12 games as a senior, completing 205-of-368 passes for 2,515 yards with 20 touchdowns… Started all 13 games his junior season and threw for 2,582 yards on 191-of-367 passing with 13 touchdowns… Opened all 13 games as a sophomore, finishing 255-of-410 for 2,761 yards and 15 touchdowns… Started all 12 games and completed 258-of-449 passes for 2,895 yards and 25 touchdowns during his freshman campaign… Attended Mounds View High School in Arden Hills, Minn., where he was a three-time all-state performer and all-conference selection… Also lettered four times each in basketball and track… Majored in business marketing education… Adam Weber was born on Aug. 3, 1987.



2010 Final Regular Season Statistics (4-12)

Date	W-L	Score	Opponent	Attendance
Sept 12	L	17-24	at Jacksonville	63,636
Sept 19	W	31-14	Seattle	75,130
Sept 26	L	13-27	Indianapolis	76,401
Oct 3	W	26-20	at Tennessee	69,143
Oct 10	L	17-31	at Baltimore	71,246
Oct 17	L	20-24	N.Y. Jets	75,982
Oct 24	L	14-59	Oakland	75,835
Oct 31	L	16-24	at San Francisco (London)	83,941
Nov 14	W	49-29	Kansas City	75,334
Nov 22	L	14-35	at San Diego	68,482
Nov 28	L	33-36	St. Louis	72,736
Dec 5	L	6-10	at Kansas City	67,267
Dec 12	L	13-43	at Arizona	62,223
Dec 19	L	23-39	at Oakland	44,246
Dec 26	W	24-23	Houston	73,691
Jan 2	L	28-33	San Diego	74,155

TEAM STATISTICS	Den	Opp
TOTAL FIRST DOWNS	309	334
Rushing	81	126
Passing	204	184
Penalty	24	24
3RD DOWN: MADE/ATT	67/207	80/209
3rd Down Pct.	32.4	38.3
4TH DOWN: MADE/ATT	6/19	10/16
4th Down Pct.	31.6	62.5
POSSESSION AVG.	28:09	31:51
TOTAL NET YARDS	5582	6253
Avg. Per Game	348.9	390.8
Total Plays	1018	1056
Avg. Per Play	5.5	5.9
NET YARDS RUSHING	1544	2473
Avg. Per Game	96.5	154.6
Total Rushes	398	531
NET YARDS PASSING	4038	3780
Avg. Per Game	252.4	236.3
Sacked/Yards Lost	40/269	23/156
Gross Yards	4307	3936
Att./Completions	580/334	502/297
Completion Pct.	57.6	59.2
Had Intercepted	12	10
PUNTS/AVERAGE	86/44.6	73/43.4
NET PUNTING AVG.	36.6	37.1
PENALTIES/YARDS	98/944	98/921
FUMBLES/BALL LOST	29/15	22/8
TOUCHDOWNS	40	55
Rushing	13	26
Passing	25	26
Returns	2	3

SCORE BY PERIODS	1	2	3	4	OT	PTS
BRONCOS	69	77	78	120	0	344
OPPONENTS	85	143	104	139	0	471

SCORING	TD	Ru	Pa	Ret	PAT	FG	S	PTS
Prater	0	0	0	0	28/29	16/18	0	76
Lloyd	11	0	11	0	0/0	0/0	0	66
Moreno	8	5	3	0	0/0	0/0	0	48
Tebow	6	6	0	0	0/0	0/0	0	36
Hauschka	0	0	0	0	10/10	6/7	0	28
Buckhalter	4	2	2	0	0/0	0/0	0	24
Royal	3	0	3	0	0/0	0/0	0	18
Gaffney	2	0	2	0	0/0	0/0	0	12
Thomas	2	0	2	0	0/0	0/0	0	12
Hunter	1	0	0	1	0/0	0/0	0	6
Larsen	1	0	1	0	0/0	0/0	0	6
Vaughn	1	0	0	1	0/0	0/0	0	6
Decker	1	0	1	0	0/0	0/0	0	6
BRONCOS	**40**	**13**	**25**	**2**	**38/39**	**22/25**	**0**	**344**
OPPONENTS	**55**	**26**	**26**	**3**	**52/53**	**29/36**	**0**	**471**

2-PT. CONVERSIONS: BRONCOS 0-1, OPPONENTS 0-2

SACKS: D. Williams 5.5, Haggan 5.0, Hunter 3.0, Dawkins 2.0, Vickerson 2.0, Ayers 1.5, Woodyard 1.0, Bailey 1.0, **BRONCOS 23.0, OPPONENTS 40.0**

FUM/Lost: Orton 4/4, Royal 4/2, Moreno 3/2, Thomas 3/2, Buckhalter 1/1, Thompson 3/1, Walton 1/1, Decker 3/1, Cox 1/1

RUSHING	No.	Yds.	Avg.	Long	TD
Moreno	182	779	4.3	35	5
Tebow	43	227	5.3	40t	6
Ball	41	158	3.9	19	0
Buckhalter	59	147	2.5	13	2
Orton	22	98	4.5	14	0
Maroney	36	74	2.1	13	0
Royal	6	61	10.2	20	0
Larsen	3	18	6.0	14	0
D.Thomas	2	1	0.5	1	0
Colquitt	1	0	—	0	0
Brown	2	-1	-0.5	0	0
Lloyd	1	-18	-18.0	-18	0
BRONCOS	**398**	**1544**	**3.9**	**40t**	**13**
OPPONENTS	**531**	**2473**	**4.7**	**71t**	**26**

RECEIVING	No.	Yds.	Avg.	Long	TD
Lloyd	77	1448	18.8	71	11
Gaffney	65	875	13.5	50	2
Royal	59	627	10.6	41	3
Moreno	37	372	10.1	45	3
Buckhalter	28	240	8.6	23t	2
D.Thomas	22	283	12.9	31	2
Graham	18	148	8.2	28	0
Gronkowski	8	65	8.1	13	0
Decker	6	106	17.7	38	1
Larsen	5	51	10.2	29	1
Maroney	4	50	12.5	28	0
Ball	3	16	5.3	13	0
Willis	1	17	17.0	17	0
R.Quinn	1	9	9.0	9	0
BRONCOS	**334**	**4307**	**12.9**	**71**	**25**
OPPONENTS	**297**	**3936**	**13.3**	**73t**	**26**

INTERCEPTIONS	No.	Yds.	Avg.	Long	TD
Hill	2	67	33.5	36	0
Thompson	2	20	10.0	18	0
Bailey	2	0	—	0	0
Cox	1	15	15.0	15	0
Hunter	1	14	14.0	14	0
Vickerson	1	4	4.0	4	0
Dawkins	1	-2	-2.0	-2	0
BRONCOS	**10**	**118**	**11.8**	**36**	**0**
OPPONENTS	**12**	**255**	**21.3**	**44**	**1**

PUNTING	No.	Yds.	Avg.	Net	TB	In20	Long	B
Colquitt	86	3835	44.6	36.6	7	19	63	0
BRONCOS	**86**	**3835**	**44.6**	**36.6**	**7**	**19**	**63**	**0**
OPPONENTS	**73**	**3169**	**43.4**	**37.1**	**7**	**27**	**61**	**0**

PUNT RETURNS	No.	FC	Yds.	Avg.	Long	TD
Royal	25	12	298	11.9	33	0
Thompson	3	2	18	6.0	10	0
Cox	3	1	7	2.3	4	0
BRONCOS	**31**	**15**	**323**	**10.4**	**33**	**0**
OPPONENTS	**50**	**17**	**550**	**11**	**63**	**0**

KICKOFF RETURNS	No.	Yds.	Avg.	Long	TD
Decker	22	556	25.3	51	0
D.Thomas	16	398	24.9	65	0
Cox	9	172	19.1	30	0
Royal	5	107	21.4	33	0
Larsen	3	44	14.7	19	0
Vaughn	2	125	62.5	97t	1
Ball	2	33	16.5	18	0
BRONCOS	**59**	**1435**	**24.3**	**97t**	**1**
OPPONENTS	**51**	**1259**	**24.7**	**98t**	**1**

FIELD GOALS	1-19	20-29	30-39	40-49	50+
Prater	0/ 0	3/ 3	7/ 7	4/ 5	2/ 3
Hauschka	0/ 0	1/ 1	3/ 3	2/ 3	0/ 0
BRONCOS	**0/ 0**	**4/ 4**	**10/ 10**	**6/ 8**	**2/ 3**
OPPONENTS	**0/ 0**	**3/ 3**	**10/ 11**	**11/ 13**	**5/ 9**

PRATER: (54G)(20G)(25G,34G)(36G,36G,35G,36G)(38G)(59G,49N,48G)()(32G)(58N)()(49G,40G)(25G,41G) **HAUSCHKA:** (32G,40N,30G)(46G, 35G,45G)(27G)()

OPPONENTS: (45G)()(38G,33G)(35N,55G,46G)(37G)(56G)(31G)(34G,52N)(52N,40G)(52N)(28G,37G,45N,26G)(47G)(36G,48G,55G,49N,49G)(49G,35G,47G)(34G,54G,57G)(42G,45G,47G,37G,53N)

PASSING	Att.	Comp.	Yds.	Comp.%	Yds/Att.	TD	TD%	Int	Int%	Long	Sack/Lost	Rating
Orton	498	293	3653	58.8%	7.3	20	4.0%	9	1.8%	71	34/243	87.5
Tebow	82	41	654	50.0%	8.0	5	6.1%	3	3.7%	50	6/26	82.1
BRONCOS	**580**	**334**	**4307**	**57.6%**	**7.4**	**25**	**4.3%**	**12**	**2.1%**	**71**	**40/269**	**86.8**
OPPONENTS	**502**	**297**	**3936**	**59.2%**	**7.8**	**26**	**5.2%**	**10**	**2.0%**	**73t**	**23/156**	**93.0**

2010 Final Regular Season Defensive Statistics

Based on unofficial press box statistics

	Player	Total	Solo	Assist	Sacks-Yds.	Ints-Yds.	PD	FF	FR
1.	D. Williams	119	94	25	5.5-28.5	0-0	9	1	
2.	Haggan	87	75	12	5-45	0-0	1	2	1
3.	Dawkins	66	55	11	2-12	1--2	5	2	0
4.	Hill	63	54	9	0-0	2-67	4	1	1
5.	Hunter	58	47	11	3-30	1-14	2	1	2
6.	Cox	55	54	1	0-0	1-15	14	2	0
7.	Jones	51	43	8	0-0	0-0	3	0	0
8.	J. Williams	47	31	16	0-0	0-0	1	0	0
9.	Bailey	45	41	4	1-9	2-0	13	0	0
10.	Vickerson	42	33	9	2-4	1-4	3	1	0
11.	Ayers	39	32	7	1.5-6.5	0-0	1	1	0
12.	M. Thomas	36	30	6	1-3	0-0	1	0	0
13.	Bannan	35	25	10	1-8	0-0	4	1	0
14.	Mays	31	26	5	0-0	0-0	1	0	0
15.	Woodyard	23	20	3	1-10	0-0	0	0	0
16.	Fields	22	14	8	0-0	0-0	0	0	0
17.	McBean	18	12	6	0-0	0-0	0	0	1
18.	Goodman	17	17	0	0-0	0-0	8	0	0
19.	McBath	15	15	0	0-0	0-0	1	0	0
20.	Bruton	14	12	2	0-0	0-0	1	0	0
21.	Thompson	10	7	3	0-0	2-20	4	0	0
22.	Moss	3	2	1	0-0	0-0	0	0	0
	Vaughn	3	3	0	0-0	0-0	0	0	0
24.	McCarthy	2	1	1	0-0	0-0	0	0	0
25.	Alexander	1	1	0	0-0	0-0	1	0	0
	Royal	1	1	0	0-0	0-0	0	0	0
	TOTALS	**904**	**746**	**158**	**23-156**	**10-118**	**77**	**12**	**6**

MISCELLANEOUS TACKLES: Gaffney 4, Graham 3, Lloyd 2, D. Thomas 2, Batiste 1, Clady 1, Hochstein 1, Moreno 1, Orton 1, Quinn, Royal 1.
MISCELLANEOUS FUMBLE RECOVERIES: Ball 1, Graham 1, Harris 1, Prater 1, Royal 1, Tebow,1, D. Thomas 1.
MISCELLANEOUS FORCED FUMBLES: None.
DEFENSIVE TOUCHDOWNS: Hunter (75-yd. FUM return vs. K.C., 11/14).
TWO-POINT CONVERSION STOPS: None.
BLOCKED PUNTS: None.
BLOCKED KICKS: None.

2010 Final Regular Season Special Teams Statistics

Based on unofficial press box statistics

	Player	Total	Solo	Assist	FF	FR	BK	BP	TD
1.	Woodyard	15	14	1	0	0	0	0	0
2.	Bruton	12	10	2	0	2	0	0	0
3.	Decker	9	8	1	0	0	0	0	0
	Mays	9	9	0	0	0	0	0	0
5.	Quinn	8	6	2	0	0	0	0	0
	Thompson	8	5	3	0	1	0	0	0
7.	Jones	6	5	1	0	0	0	0	0
8.	Vaughn	5	4	1	0	2	0	0	0
	Veikune	5	3	2	0	0	0	0	0
10.	Cox	4	4	0	0	0	0	0	0
	Davis	4	4	0	0	0	0	0	0
	Gronkowski	4	4	0	0	0	0	0	0
13.	Alexander	3	2	1	0	0	0	0	0
	Coats	3	3	0	0	0	0	0	0
	Paxton	3	3	0	0	0	0	0	0
	D. Thomas	3	2	1	0	0	0	0	0
17.	Hunter	2	2	0	0	1	0	0	0
	McBath	2	2	0	0	0	0	0	0
	McCarthy	2	2	0	0	0	0	0	0
	Moss	2	2	0	0	0	0	0	0
	Robinson	2	2	0	0	0	0	0	0
22.	Ball	1	1	0	0	0	0	0	0
	Colquitt	1	0	1	0	0	0	0	0
	Larsen	1	0	1	0	0	0	0	0
	Prater	1	1	0	0	0	0	0	0
	Royal	1	1	0	0	1	0	0	0
	Walton	1	0	1	0	0	0	0	0
	Willis	1	0	1	0	0	0	0	0
	TOTALS	**118**	**99**	**19**	**0**	**7**	**0**	**0**	**0**

2010 Final Preseason Statistics (1-3)

Date	W-L	Score	Opponent	Attendance
Aug 15	L	24-33	at Cincinnati	51,278
Aug 21	L	20-25	Detroit	73,093
Aug 29	W	34-17	Pittsburgh	73,054
Sept 2	L	24-31	at Minnesota	63,328

TEAM STATISTICS	Den	Opp
TOTAL FIRST DOWNS	81	79
Rushing	17	32
Passing	50	39
Penalty1	14	8
3RD DOWN: MADE/ATT	18/49	22/51
3rd Down Pct.	36.7	43.1
4TH DOWN: MADE/ATT	2/7	1/4
4th Down Pct.	28.6	25.0
POSSESSION AVG.	28:36	31:24
TOTAL NET YARDS	1331	1401
Avg. Per Game	332.8	350.3
Total Plays	256	257
Avg. Per Play	5.2	5.5
NET YARDS RUSHING	321	650
Avg. Per Game	80.3	162.5
Total Rushes	93	130
NET YARDS PASSING	1010	751
Avg. Per Game	252.5	187.8
Sacked/Yards Lost	11/65	7/53
Gross Yards	1075	804
Att./Completions	152/95	120/68
Completion Pct.	62.5	56.7
Had Intercepted	5	4
PUNTS/AVERAGE	14/50.9	14/46.5
NET PUNTING AVG.	14/39.9	14/33.1
PENALTIES/YARDS	31/260	32/319
FUMBLES/BALL LOST	7/5	4/2
TOUCHDOWNS	12	11
Rushing	3	6
Passing	7	3
Returns	2	2

SCORE BY PERIODS	1	2	3	4	OT	PTS
BRONCOS	28	27	13	34	0	102
OPPONENTS	20	33	13	40	0	106

SCORING	TD	Ru	Pa	Ret	K-PAT	FG	S	PTs
Prater	0	0	0	0	12/12	6/7	0	30
White	2	2	0	0	0/0	0/0	0	12
Arnett	1	0	1	0	0/0	0/0	0	6
Ball	1	0	1	0	0/0	0/0	0	6
Branson	1	0	1	0	0/0	0/0	0	6
Decker	1	0	1	0	0/0	0/0	0	6
Goodman	1	0	0	1	0/0	0/0	0	6
Lloyd	1	0	1	0	0/0	0/0	0	6
Royal	1	0	1	0	0/0	0/0	0	6
Tebow	1	1	0	0	0/0	0/0	0	6
Thompson	1	0	0	1	0/0	0/0	0	6
Willis	1	0	1	0	0/0	0/0	0	6
BRONCOS	**12**	**3**	**7**	**2**	**12/12**	**6/7**	**0**	**102**
OPPONENTS	**11**	**6**	**3**	**2**	**10/10**	**10/11**	**0**	**106**

2-PT. CONVERSIONS: BRONCOS 0-0, OPPONENTS 0-1

SACKS: Ayers 2.5, Atkins 1, Kirlew 1, Moss 1, Bannan 0.5, Hunter 0.5, Mays 0.5, **BRONCOS 7.0, OPPONENTS 11.0**

FUM/Lost: Quinn 2/1, Branson 1/1, Cox 1/1, Hall 1/1, Tebow 1/1

RUSHING	No.	Yds.	Avg.	Long	TD
Ball	23	119	5.2	43	0
Hall	30	88	2.9	23	0
White	17	53	3.1	10	2
Tebow	6	31	5.2	14	1
Fargas	10	17	1.7	6	0
Quinn	4	10	2.5	6	0
Buckhalter	3	3	1.0	5	0
BRONCOS	**93**	**321**	**3.5**	**43**	**3**
OPPONENTS	**130**	**650**	**5.0**	**48**	**6**

RECEIVING	No.	Yds.	Avg.	Long	TD
Decker	16	183	11.4	31	1
Willis	13	263	20.2	39t	1
Hall	12	73	6.1	17	0
Gaffney	10	143	14.3	31	0
Lloyd	9	84	9.3	16	1
Branson	9	59	6.6	11t	1
Royal	6	63	10.5	18	1
Ball	5	39	7.8	15t	1
Davis	4	63	10.5	18	1
Arnett	3	41	13.7	21	1
Fargas	3	20	6.7	8	0
Buckhalter	2	26	13.0	15	0
Geer	1	6	6.0	6	0
Stokley	1	6	6.0	6	0
White	1	6	6.0	6	0
BRONCOS	**95**	**1075**	**11.3**	**39t**	**7**
OPPONENTS	**68**	**804**	**11.8**	**63t**	**3**

INTERCEPTIONS	No.	Yds.	Avg.	Long	TD
Goodman	1	77	77.0	77t	1
A. Smith	1	51	51.0	51	0
Thompson	1	48	48.0	48t	1
Cox	1	0	0.0	—	0
BRONCOS	**4**	**176**	**44.0**	**77t**	**2**
OPPONENTS	**5**	**157**	**31.4**	**52**	**1**

PUNTING	No.	Yds.	Avg.	Net	TB	In	Lg	B
Colquitt	14	713	50.9	39.9	0	4	60	0
BRONCOS	**14**	**713**	**50.9**	**39.9**	**0**	**4**	**60**	**0**
OPPONENTS	**14**	**651**	**46.5**	**33.1**	**0**	**3**	**55**	**0**

PUNT RETURNS	No.	FC	Yds.	Avg.	Long	TD
Thompson	7	0	114	16.3	62	0
Cox	3	1	67	22.3	65	0
A. Smith	1	0	6	6.0	6	0
Royal	0	1	0	0.0	—	0
BRONCOS	**11**	**2**	**187**	**17.0**	**65**	**0**
OPPONENTS	**11**	**2**	**154**	**14.0**	**43**	**0**

KICKOFF RETURNS	No.	Yds.	Avg.	Long	TD
Vaughn	6	171	28.5	50	0
Willis	5	99	19.8	24	0
Cox	4	71	17.8	24	0
A. Smith	1	24	24.0	24	0
BRONCOS	**16**	**365**	**22.8**	**50**	**0**
OPPONENTS	**11**	**207**	**18.8**	**31**	**0**

Field Goals	1-19	20-29	30-39	40-49	50+
Prater	0/0	2/2	3/3	1/2	0/0
BRONCOS	**0/0**	**2/2**	**3/3**	**1/2**	**0/0**
OPPONENTS	**0/0**	**7/7**	**3/3**	**0/1**	**0/0**

PRATER: (28G)(30G, 45N, 33G)(39G, 29G)(49G)
OPPONENTS: (44N, 36G, 27G, 31G, 26G)(28G, 27G, 29G, 27G)(33G)(27G)

PASSING	Att.	Comp.	Yds.	Comp.%	Yds/Att.	TD	TD%	Int	Int%	Long	Sack/Lost	Rating
Orton	57	38	397	66.7	6.96	4	7.0	2	3.5	31	2/18	95.4
Tebow	39	25	344	64.1	8.82	2	5.1	2	5.1	39t	2/3	88.0
Quinn	56	32	334	57.1	5.96	1	1.8	1	1.8	31	7/44	73.1
BRONCOS	**152**	**95**	**1075**	**62.5**	**7.07**	**7**	**4.6**	**5**	**3.3**	**39t**	**11/65**	**85.3**
OPPONENTS	**120**	**68**	**804**	**56.7**	**6.70**	**3**	**2.5**	**4**	**3.3**	**63t**	**7/53**	**71.7**

2010 Final Preseason Defensive Statistics

Based on unofficial press box statistics

	Player	Total	Solo	Assist	Sacks-Yds.	Ints-Yds.	PD	FF	FR
1.	Woodyard	14	12	2	0-0	0-0	0	0	0
2.	A. Smith	13	12	1	0-0	1-51	3	0	1
3.	Goodman	11	11	0	0-0	1-77	2	0	0
4.	McCarthy	10	7	3	0-0	0-0	0	0	0
	Jo. Williams	10	9	1	0-0	0-0	0	0	0
6.	Bruton	9	7	2	0-0	0-0	0	0	0
	Mays	9	6	3	0-0	0-0	0	0	0
8.	Atkins	8	7	1	1-6	0-0	0	0	0
	Ayodele	8	7	1	0-0	0-0	0	0	0
	L. Smith	8	7	1	0-0	0-0	0	0	0
11.	Haggan	7	7	0	0-0	0-0	0	0	0
	Jones	7	6	1	0-0	0-0	0	0	0
	Stehle	7	4	3	0-0	0-0	1	0	0
	Vaughn	7	6	1	0-0	0-0	0	0	0
	D. Williams	7	5	2	0-0	0-0	0	0	0
16.	Cox	6	4	2	0-0	1-0	2	0	0
	Garland	6	1	5	0-0	0-0	0	0	0
	Ja. Williams	6	5	1	0-0	0-0	0	0	0
19.	Ayers	5	4	1	2.5-19.5	0-0	0	0	0
	Bannan	5	0	5	0.5-4.5	0-0	0	0	0
	Hill	5	3	2	0-0	0-0	0	0	0
	Hunter	5	3	2	0.5-5	0-0	0	0	0
	W. Williams	5	3	2	0-0	0-0	0	0	0
24.	Fields	4	3	1	0-0	0-0	0	0	0
	Kirlew	4	2	2	1-4	0-0	0	0	0
	Mays	4	3	1	0.5-5	0-0	0	0	0
	McBath	4	3	1	0-0	0-0	0	0	0
	McBean	4	3	1	0-0	0-0	0	0	0
	Team	4	4	0	0-0	0-0	0	0	0
	Thompson	4	3	1	0-0	1-48	3	0	0
31.	Alexander	3	2	1	0-0	0-0	0	1	0
	C. Baker	3	1	2	0-0	0-0	0	0	0
	Dawkins	3	2	1	0-0	0-0	0	0	0
34.	Bishop	2	2	0	0-0	0-0	0	0	0
	Green	2	2	0	0-0	0-0	0	0	1
	M. Thomas	2	1	1	0-0	0-0	0	0	0
37.	Bailey	1	1	0	0-0	0-0	2	0	0
	Moss	1	1	0	1-9	0-0	2	1	0
	TOTALS	**223**	**169**	**54**	**7-53**	**4-176**	**15**	**2**	**2**

MISCELLANEOUS TACKLES: Tebow 2, Geer 1, Lloyd 1, Olsen 1, Quinn 1, Willis 1.
MISCELLANEOUS FUMBLE RECOVERIES: Quinn 1, Tebow 1.
MISCELLANEOUS FORCED FUMBLES: None.
DEFENSIVE TOUCHDOWNS: Goodman (77-yd. INT return vs. Pit., 8/29), Thompson (48-yd. INT return vs. Pit., 8/29).
TWO-POINT CONVERSION STOPS: None.
BLOCKED PUNTS: None.
BLOCKED KICKS: None.

2010 Final Preseason Special Teams Statistics

Based on unofficial press box statistics

	Player	Total	Solo	Assist	FF	FR	BK	BP	TD
1	Bruton	3	1	2	0	0	0	0	0
	Cox	3	3	0	0	0	0	0	0
3	Alexander	2	0	2	0	0	0	0	0
	T. Baker	2	2	0	0	0	0	0	0
	Jones	2	2	0	0	0	0	0	0
	Thompson	2	2	0	0	0	0	0	0
	Woodyard	2	2	0	0	0	0	0	0
8	Garland	1	1	0	0	0	0	0	0
	Kirlew	1	1	0	0	0	0	0	0
	Larsen	1	1	0	0	0	0	0	0
	Mays	1	0	1	0	0	0	0	0
	McBath	1	1	0	0	0	0	0	0
	McCarthy	1	1	0	0	0	0	0	0
	Moss	1	0	1	0	0	0	0	0
	Overbay	1	1	0	0	0	0	0	0
	Vaughn	1	1	0	0	0	0	0	0
	Jo. Williams	1	1	0	0	0	0	0	0
	TOTALS	**26**	**20**	**6**	**0**	**0**	**0**	**0**	**0**

2010 Game-by-Game Scoring Drives

Date	Opp.	Pl.	Yds.	Time	Res.	Qtr.	Scoring Play	Quarterback
9/12	at Jac.	4	74	0:34	TD	2	Gaffney 8 yd. pass from Orton	Orton
9/12	at Jac.	4	40	1:59	TD	3	Moreno 1 yd. run	Orton
9/12	at Jac.	9	44	4:25	FG	4	Prater 54 yd. Field Goal	Orton
9/19	vs. Sea.	3	13	1:16	TD	1	Royal 13 yd. pass from Orton	Orton
9/19	vs. Sea.	10	81	4:41	TD	2	Buckhalter 1 yd. run	Orton
9/19	vs. Sea.	16	91	6:07	FG	2	Prater 20 yd. Field Goal	Orton
9/19	vs. Sea.	10	80	6:16	TD	3	Moreno 1 yd. run	Orton
9/19	vs. Sea.	14	80	7:56	TD	4	D. Thomas 21 yd. pass from Orton	Orton
9/26	vs. Ind.	11	54	1:37	FG	2	Prater 25 yd. Field Goal	Orton
9/26	vs. Ind.	6	80	3:20	TD	3	Lloyd 48 yd. pass from Orton	Orton
9/26	vs. Ind.	6	64	2:27	FG	3	Prater 34 yd. Field Goal	Orton
10/3	at Ten.	5	68	2:23	TD	2	Royal 2 yd. pass from Orton	Orton
10/3	at Ten.	13	62	4:28	FG	2	Prater 36 yd. Field Goal	Orton
10/3	at Ten.	9	51	4:30	FG	3	Prater 36 yd. Field Goal	Orton
10/3	at Ten.	4	6	2:07	FG	3	Prater 35 yd. Field Goal	Orton
10/3	at Ten.	5	49	1:09	TD	4	Buckhalter 6 yd. pass from Orton	Orton
10/3	at Ten.	4	-1	1:05	FG	4	Prater 36 yd. Field Goal	Orton
10/10	at Bal.	5	59	1:09	TD	2	Lloyd 42 yd. pass from Orton	Orton
10/10	at Bal.	8	61	2:31	FG	4	Prater 38 yd. Field Goal	Orton
10/10	at Bal.	5	90	1:16	TD	4	Lloyd 44 yd. pass from Orton	Orton
10/17	vs. NYJ	8	80	3:43	TD	2	Tebow 5 yd. run	Tebow
10/17	vs. NYJ	7	24	0:39	FG	2	Prater 59 yd. Field Goal	Orton
10/17	vs. NYJ	5	66	1:36	TD	3	D. Thomas 17 yd. pass from Orton	Orton
10/17	vs. NYJ	9	50	4:41	FG	4	Prater 48 yd. Field Goal	Orton
10/24	vs. Oak	9	68	3:17	TD	2	Moreno 7 yd. pass from Orton	Orton
10/24	vs. Oak	3	64	1:26	TD	3	Moreno 27 yd. pass from Orton	Orton
10/31	at S.F.	5	89	2:15	TD	3	Tebow 1 yd. run	Tebow
10/31	at S.F.	7	44	2:11	FG	4	Prater 32 yd. Field Goal	Orton
10/31	at S.F.	7	78	1:28	TD	4	Lloyd 1 yd. pass from Orton	Orton
11/14	vs. K.C.	8	80	2:58	TD	1	Moreno 17 yd. pass from Orton	Orton
11/14	vs. K.C.	9	82	4:37	TD	1	Lloyd 6 yd. pass from Orton	Orton
11/14	vs. K.C.	3	53	1:15	TD	1	Gaffney 40 yd. pass from Orton	Orton
11/14	vs. K.C.	8	58	3:10	TD	2	Tebow 2 yd. run	Tebow
11/14	vs. K.C.	10	60	4:45	TD	3	Larsen 3 yd. pass from Tebow	Tebow
11/14	vs. K.C.	10	66	5:35	TD	4	Lloyd 15 yd. pass from Orton	Orton
11/22	at S.D.	6	69	2:55	TD	1	Moreno 4 yd. run	Orton
11/22	at S.D.	6	39	2:39	TD	4	Lloyd 13 yd. pass from Orton	Orton
11/28	vs. Stl.	7	80	3:06	TD	1	Moreno 4 yd. run	Orton
11/28	vs. Stl.	9	49	2:53	FG	1	Prater 49 yd. Field Goal	Orton
11/28	vs. Stl.	9	58	4:05	FG	2	Prater 40 yd. Field Goal	Orton
11/28	vs. Stl.	3	65	1:01	TD	4	Lloyd 41 yd. pass from Orton	Orton
11/28	vs. Stl.	5	50	3:09	TD	4	Royal 16 yd. pass from Orton	Orton
11/28	vs. Stl.	8	59	1:51	TD	4	Lloyd 5 yd. pass from Orton	Orton
12/5	at K.C.	12	85	5:20	FG	2	Prater 25 yd. Field Goal	Orton
12/5	at K.C.	8	44	2:42	FG	4	Prater 41 yd. Field Goal	Orton
12/12	at Ari.	11	73	4:24	FG	1	Hauschka 32 yd. Field Goal	Orton
12/12	at Ari.	7	13	2:16	FG	4	Hauschka 30 yd. Field Goal	Orton
12/12	at Ari.	7	71	2:36	TD	4	Moreno 1 yd. run	Orton
12/19	at Oak.	3	26	1:56	TD	1	Tebow 40 yd. run	Tebow
12/19	at Oak.	2	32	0:44	TD	1	Lloyd 33 yd. pass from Tebow	Tebow
12/19	at Oak.	8	42	4:11	FG	2	Hauschka 46 yd. Field Goal	Tebow
12/19	at Oak.	6	47	2:24	FG	3	Hauschka 35 yd. Field Goal	Tebow
12/19	at Oak.	9	49	4:28	FG	4	Hauschka 45 yd. Field Goal	Tebow
12/26	vs. Hou.	4	80	2:02	TD	3	Buckhalter 6 yd. run	Tebow
12/26	vs. Hou.	7	44	2:44	FG	3	Hauschka 27 yd. Field Goal	Tebow
12/26	vs. Hou.	12	74	6:39	TD	4	Buckhalter 23 yd. pass from Tebow	Tebow
12/26	vs. Hou.	12	76	4:40	TD	4	Tebow 6 yd. run	Tebow
1/2	vs. S.D.	6	40	2:42	TD	1	Lloyd 14 yd. pass from Tebow	Tebow
1/2	vs. S.D.	11	83	5:16	TD	3	Decker 6 yd. pass from Tebow	Tebow
1/2	vs. S.D.	12	92	2:23	TD	4	Tebow 6 yd. run	Tebow

2010 Game Opening Drives

		DENVER			OPPONENTS		
Date	Opp.	Pts.	FD	Yds.	Pts.	FD	YDs.
9/12	at Jac.	0	3	43	0	1	29
9/19	vs. Sea.	0	2	30	0	5	64
9/26	vs. Ind.	0	0	5	0	2	38
10/3	at Ten.	0	0	-4	0	0	9
10/10	at Bal.	0	1	14	0	3	74
10/17	vs. NYJ	0	0	18	0	0	-1
10/24	vs. Oak.	0	0	0	7	4	80
10/31	at S.F.	0	0	6	0	0	5
11/14	vs. K.C.	7	4	80	0	1	12
11/22	at S.D.	7	4	69	0	0	7
11/28	vs. Stl.	7	6	80	0	0	4
12/5	at K.C.	0	2	37	0	1	17
12/12	at Ari.	3	4	73	0	0	1
12/19	at Oak.	0	0	5	7	1	71
12/26	vs. Hou.	0	2	49	0	0	5
1/2	vs. S.D.	0	0	3	0	1	4
TOTAL		**24**	**28**	**508**	**14**	**19**	**419**

2010 2nd-Half Opening Drives

		DENVER			OPPONENTS		
Date	Opp.	Pts.	FD	Yds.	Pts.	FD	YDs.
9/12	at Jac.	0	1	8	7	4	53
9/19	vs. Sea.	0	1	17	7	2	22
9/26	vs. Ind.	7	3	80	0	0	9
10/3	at Ten.	3	2	51	3	2	39
10/10	at Bal.	0	1	28	0	2	32
10/17	vs. NYJ	0	3	49	3	1	23
10/24	vs. Oak.	7	3	64	7	4	80
10/31	at S.F.	7	4	89	0	2	29
11/14	vs. K.C.	7	4	60	0	0	5
11/22	at S.D.	0	0	-3	7	2	72
11/28	vs. Stl.	0	1	19	0	1	1
12/5	at K.C.	0	0	2	0	5	53
12/12	at Ari.	0	1	17	3	5	72
12/19	at Oak.	0	0	2	0	1	23
12/26	vs. Hou.	7	3	80	3	2	44
1/2	vs. S.D.	0	1	34	7	4	71
TOTAL		**38**	**28**	**597**	**47**	**37**	**628**

2010 Touchdown Drive Analysis

Yards	TD Length	TD Drive Length	Possession Time	TDs	Plays	TDs
1-9 yards	21	—	00:00-00:59	2	1	—
10-19 yards	7	1	01:00-01:59	12	2	1
20-29 yards	3	1	02:00-02:59	9	3	5
30-39 yards	1	2	03:00-03:59	6	4	3
40-49 yards	6	3	04:00-04:59	4	5	7
50-59 yards	—	5	05:00-05:59	2	6	4
60-69 yards	—	8	06:00-06:59	2	7	3
70-79 yards	—	5	07:00-07:59	1	8	4
80-89 yards	—	11	08:00-08:59	—	9	2
90-99 yards	—	2	09:00-09:59	—	10	4
			10:00-10:59	—	11	1
			11:00-11:59	—	12	3
			12:00-12:59	—	13	—
			13:00-13:59	—	14	1
			14:00-14:59	—	15	—
			15:00+	—	16+	—
TOTAL	**38**	**38**		**38**		**38**

2010 Scoring Drive Length

	DENVER		OPPONENTS	
	TD	FG	TD	FG
(MINUS)	—	1	—	1
0-9	—	1	—	7
10-19	1	1	2	1
20-29	1	1	4	5
30-39	2	—	2	4
40-49	3	7	3	5
50-59	5	4	8	3
60-69	8	3	4	2
70-79	5	2	15	1
80-89	11	1	12	—
90-99	2	1	2	—
TOTAL	**38**	**38**	**52**	**29**

Longest Scoring Drives of 2010

Most Plays:	**Broncos:**	14	(vs. Sea., Sept. 19, FG, 80 yds., 7:56)
	Opponent:	15	(vs. K.C., Nov. 14, TD, 83 yds., 4:53)
Most Yards:	**Broncos:**	92	(vs. S.D., Jan. 2, TD, 12 plays, 2:23)
	Opponent:	91	(vs. Hou., Dec. 26, TD, 6 plays, 3:11)
Most Time:	**Broncos:**	7:56	(vs. Sea., Sept. 19, TD, 14 plays, 80 yds.)
	Opponent:	7:31	(at S.F., Oct. 31, FG, 13 plays, 65 yds.)

Shortest Scoring Drives of 2010

Fewest Plays:	**Broncos:**	2	(at Oak., Dec. 19, TD, 32 yds., 0:44)
	Opponent:	1	(four times, last at Oak., Dec. 19, TD, 73 yds., 0:12)
Fewest Yards:	**Broncos:**	-1	(at Ten., Oct. 3, FG, 4 plays, 1:05)
	Opponent:	-1	(vs. Ind., Sept. 26, FG, 3 plays, 0:53)
Least Time:	**Broncos:**	0:34	(at Jac., Sept. 12, TD, 4 plays, 74 yds.)
	Opponent:	0:01	(vs. K.C., Nov. 14, FG, 1 play, 0 yds.)

2010 Sack Chart

D.J. Williams (5.5) — 0.5 vs. Sea. (9/19), 1.0 at Ten. (10/3), 1.0 vs. NYJ (10/17), 1.0 vs. Oak. (10/24), 2.0 vs. S.D. (1/2); **Mario Haggan (5.0)** — 3.0 vs. K.C. (11/14), 1.0 vs. Stl. (11/28), 1.0 at K.C. (12/5); **Jason Hunter (3.0)** — 1.0 at Bal. (10/10), 1.0 vs. Oak. (10/24), 1.0 vs. K.C. (11/14); **Brian Dawkins (2.0)** — 1.0 at Ten. (10/3), 1.0 vs. S.D. (1/2); **Kevin Vickerson (2.0)** — 1.0 vs. Stl. (11/28), 1.0 vs. S.D. (1/2); **Robert Ayers (1.5)** — 1.0 at Jac. (9/12), 0.5 vs. Sea. (9/19); **Champ Bailey (1.0)** — 1.0 at K.C. (12/5); **Justin Bannan (1.0)** — 1.0 at S.D. (11/22); **Marcus Thomas (1.0)** — 1.0 vs. NYJ (10/17); **Wesley Woodyard (1.0)** — 1.0 vs. S.D. (1/2).

2010 Interception Chart

Champ Bailey (2) — 1 vs. Sea. (9/19), 1 at S.D. (11/22); **Renaldo Hill (2)** — 1 at Oak. (12/19); 1 vs. S.D. (1/2); **Syd'Quan Thompson (2)** — 1 vs. NYJ. (10/17), 1 vs. Hou. (12/26); **Perrish Cox (1)** — 1 vs. Sea. (9/19); **Brian Dawkins (1)** — 1 vs. Sea. (9/19); **Jason Hunter (1)** — 1 vs. NYJ. (10/17); **Kevin Vickerson (1)** — 1 at Oak. (12/19).

2010 Game-by-Game Starters

OFFENSE

GAME	WR	LT	LG	C	RG	RT	TE	WR	QB	RB	OTHER
at Jac (9/12)	Lloyd	Clady	Daniels	Walton	Kuper	Beadles	Graham	Gaffney	Orton	Moreno	Larsen (FB)
vs. Sea. (9/19)	Lloyd	Clady	Daniels	Walton	Hochstein	Beadles	Graham	Gaffney	Orton	Moreno	Larsen (FB)
vs. Ind. (9/26)	Lloyd	Clady	Daniels	Walton	Kuper	Beadles	Graham	Gaffney	Orton	Maroney	Royal (WR)
at Ten. (10/3)	Lloyd	Clady	Daniels	Walton	Kuper	Harris	Graham	Gaffney	Orton	Maroney	Royal (WR)
at Bal. (10/10)	D. Thomas	Clady	Hochstein	Walton	Kuper	Harris	Graham	Royal	Orton	Maroney	Gronkowski (FB)
vs. NYJ (10/17)	Lloyd	Clady	Hochstein	Walton	Kuper	Beadles	Graham	Gaffney	Orton	Moreno	Royal (WR)
vs. Oak. (10/24)	Lloyd	Clady	Hochstein	Walton	Kuper	Beadles	Graham	Gaffney	Orton	Moreno	Royal (WR)
at S.F. (10/31)	R. Quinn (TE)	Clady	Hochstein	Walton	Kuper	Beadles	Graham	Gaffney	Orton	Moreno	Gronkowski (TE)
vs. K.C. (11/14)	Lloyd	Clady	Beadles	Walton	Kuper	Harris	Graham	Gaffney	Orton	Moreno	Larsen (FB)
at S.D. (11/22)	D. Thomas	Clady	Beadles	Walton	Kuper	Harris	Graham	Royal	Orton	Moreno	Gronkowski (TE)
vs. Stl. (11/28)	Royal	Clady	Beadles	Walton	Kuper	Harris	Graham	Gaffney	Orton	Moreno	Larsen (FB)
at K.C. (12/5)	Lloyd	Clady	Beadles	Walton	Kuper	Harris	Graham	Royal	Orton	Moreno	Gronkowski (TE)
at Ari. (12/12)	Lloyd	Clady	Beadles	Walton	Kuper	Harris	Graham	Gaffney	Orton	Moreno	R. Quinn (TE)
at Oak. (12/19)	Royal	Clady	Beadles	Walton	Kuper	Harris	Graham	R. Quinn (TE)	Tebow	Moreno	Larsen (FB)
vs. Hou. (12/26)	Lloyd	Clady	Beadles	Walton	Kuper	Harris	Graham	Gaffney	Tebow	Moreno	Royal (WR)
vs. S.D. (1/2)	Lloyd	Clady	Beadles	Walton	Kuper	Harris	Graham	R. Quinn (TE)	Tebow	Moreno	Hochstein (TE)

DEFENSE

GAME	LE	NT	RE	OLB	ILB	ILB	OLB	LCB	RCB	S	S
at Jac (9/12)	Bannan	J. Williams	McBean	Hunter	D. Williams	Haggan	Ayers	Bailey	Goodman	Hill	Dawkins
vs. Sea. (9/19)	Bannan	J. Williams	McBean	Hunter	D. Williams	Haggan	Ayers	Bailey	Goodman	Hill	Dawkins
vs. Ind. (9/26)	Bannan	J. Williams	McBean	Jones (CB)	D. Williams	Haggan	Ayers	Bailey	Cox	Hill	Dawkins
at Ten. (10/3)	Bannan	J. Williams	Vickerson	Hunter	D. Williams	Haggan	Ayers	Bailey	Cox	Hill	Dawkins
at Bal. (10/10)	Bannan	J. Williams	Vickerson	Hunter	D. Williams	Haggan	Ayers	Bailey	Goodman	Hill	Dawkins
vs. NYJ (10/17)	Bannan	J. Williams (DT)	Vickerson	M. Thomas (DT)	D. Williams	Haggan	Hunter	Bailey	Cox	Hill	Jones
vs. Oak. (10/24)	Bannan	J. Williams	Vickerson	Hunter	D. Williams	Mays	Haggan	Bailey	Cox	Hill	Jones
at S.F. (10/31)	Bannan (DE)	J. Williams (DT)	M. Thomas (DT)	McBean (DE)	D. Williams	Hunter (OLB)	Haggan	Bailey	Goodman	Hill	Dawkins
vs. K.C. (11/14)	Bannan	J. Williams	Vickerson	Hunter	Woodyard	Mays	Haggan	Bailey	Cox	Hill	Dawkins
at S.D. (11/22)	Bannan	J. Williams	Vickerson	Hunter	D. Williams	Mays	Haggan	Bailey	Cox	Hill	Dawkins
vs. Stl. (11/28)	Bannan	J. Williams	Vickerson	Haggan	D. Williams	Mays	Ayers	Bailey	Cox	Hill	Dawkins
at K.C. (12/5)	Bannan	J. Williams	Vickerson	Haggan	D. Williams	Mays	Hunter	Bailey	Cox	Hill	Bruton
at Ari. (12/12)	Bannan	J. Williams	Vickerson	Hunter	D. Williams	Haggan	Ayers	Bailey	Goodman	Hill	Bruton
at Oak. (12/19)	Bannan	J. Williams	Vickerson	Hunter	D. Williams	Haggan	Ayers	Bailey	Goodman	Hill	McBath
vs. Hou. (12/26)	Bannan	J. Williams	Vickerson	Haggan	D. Williams	Woodyard	Ayers	Bailey	Goodman	Hill	Dawkins
vs. S.D. (1/2)	Bannan	J. Williams	Vickerson	Haggan	D. Williams	Woodyard	Ayers	Cox	Goodman	Hill	Dawkins

2010 Individual Single-Game Highs

BRONCOS

STATISTIC	TOTAL	PLAYER(S)
YARDS RUSHING	161	Knowshon Moreno, at Kansas City (12/5)
RUSHING ATTEMPTS	24	Knowshon Moreno, vs. Seattle (9/19)
RUSHING TOUCHDOWNS	1	12x, last: Correll Buckhalter and Tim Tebow, vs. Houston (12/26)
YARDS PASSING	476	Kyle Orton, vs. Indianapolis (9/26)
PASS ATTEMPTS	57	Kyle Orton, vs. Indianapolis (9/26)
PASS COMPLETIONS	37	Kyle Orton, vs. Indianapolis (9/26)
TOUCHDOWN PASSES	4	Kyle Orton, vs. Kansas City (11/14)
PASSES HAD INTERCEPTED	3	Kyle Orton, at Arizona (12/12)
RECEPTIONS	12	Jabar Gaffney, vs. Indianapolis (9/26)
RECEIVING YARDS	169	2x, last: Brandon Lloyd, at San Francisco (10/31)
RECEIVING TOUCHDOWNS	2	4x, last: Brandon Lloyd, vs. St. Louis (11/28)
TOTAL YARDS FROM SCRIMMAGE	169	Knowshon Moreno, at Kansas City (12/5)
ALL-PURPOSE YARDS	219	Eric Decker, at Arizona (12/12)
FIELD GOALS	4	Matt Prater, at Tennessee (10/3)
TACKLES	15	D.J. Williams, at Baltimore (10/10)
INTERCEPTIONS	1	10x, last: Hill, vs. San Diego (1/2)
SACKS	3	Mario Haggan, vs. Kansas City (11/14)
LONGEST RUN FROM SCRIMMAGE	40t	Tim Tebow, at Oakland (12/19)
LONGEST PASS COMPLETION	71	Kyle Orton, at San Francisco (10/31)
LONGEST PASS RECEPTION	71	Brandon Lloyd, at San Francisco (10/31)
LONGEST INTERCEPTION RETURN	36	Renaldo Hill, vs. N.Y. Jets (10/17)
LONGEST PUNT RETURN	33	Eddie Royal, at San Diego (11/22)
LONGEST KICKOFF RETURN	97t	Cassius Vaughn, vs. San Diego (1/2)
LONGEST PUNT	63	Britton Colquitt, vs. Seattle (9/19)
LONGEST FIELD GOAL	59	Matt Prater, vs. N.Y. Jets (10/17)

OPPONENTS

STATISTIC	TOTAL	PLAYER(S)
YARDS RUSHING	165	Darren McFadden, vs. Oakland (10/24)
RUSHING ATTEMPTS	29	2x, last: Steven Jackson, vs. St. Louis (11/28)
RUSHING TOUCHDOWNS	3	2x, last: Ryan Matthews, vs. San Diego (1/2)
YARDS PASSING	469	Matt Cassel, vs. Kansas City (11/14)
PASS ATTEMPTS	43	Peyton Manning, vs. Indianapolis (9/26)
PASS COMPLETIONS	27	Peyton Manning, vs. Indianapolis (9/26)
TOUCHDOWN PASSES	4	Philip Rivers, at San Diego (11/22)
PASSES HAD INTERCEPTED	3	Matt Hasselbeck, vs. Seattle (9/19)
RECEPTIONS	12	Austin Collie, vs. Indianapolis (9/26)
RECEIVING YARDS	186	Dwayne Bowe, vs. Kansas City (11/14)
RECEIVING TOUCHDOWNS	2	4x, last: Billy Bahema vs. St. Louis (11/28)
TOTAL YARDS FROM SCRIMMAGE	196	Darren McFadden, vs. Oakland (10/24)
ALL-PURPOSE YARDS	220	Jacoby Ford, at Oakland (12/19)
FIELD GOALS	5	Jay Feely, at Arizona (12/12)
TACKLES	12	2x, last: Derrick Johnson, vs. Kansas City (11/14)
INTERCEPTIONS	1	12x, last: Quentin Jammer and Eric Weddle vs. San Diego (1/2)
SACKS	2.5	Dave Ball, at Tennessee (10/3)
LONGEST RUN FROM SCRIMMAGE	71	Jacoby Ford, at Oakland (12/19)
LONGEST PASS COMPLETION	73	Jason Campbell, at Oakland (12/19)
LONGEST PASS RECEPTION	73	Marcel Reece, at Oakland (12/19)
LONGEST INTERCEPTION RETURN	44	Jacob Lacey, vs. Indianapolis (9/26)
LONGEST PUNT RETURN	63	Golden Tate, vs. Seattle (9/19)
LONGEST KICKOFF RETURN	98t	Marc Mariani, at Tennessee (10/3)
LONGEST PUNT	61	Pat McAfee, vs. Indianapolis (9/26)
LONGEST FIELD GOAL	56	Nick Folk, vs. N.Y. Jets (10/17)

2010 Team Single-Game Highs & Lows

BRONCOS

STATISTIC	HIGH		LOW	
TOTAL FIRST DOWNS	25	2x, last: vs. Hou. (12/26)	9	at Oakland (12/19)
TOTAL NET YARDS	519	vs. Indianapolis (9/26)	235	2x, last: at Oakland. (12/19)
TOTAL OFFENSIVE PLAYS	76	2x, last: at Tennessee (10/3)	50	vs. Oakland (10/24)
NET YARDS RUSHING	161	at Kansas City (12/5)	19	at Tennessee (10/3)
RUSHING ATTEMPTS	38	vs. Seattle (9/19)	13	at Baltimore (10/10)
NET YARDS PASSING	472	vs. Indianapolis (9/26)	86	at Kansas City (12/5)
PASS ATTEMPTS	57	vs. Indianapolis (9/26)	16	at Oakland (12/19)
PASS COMPLETIONS	37	vs. Indianapolis (9/26)	8	at Oakland (12/19)
PASSES HAD INTERCEPTED	3	at Arizona (12/12)	0	7x, last: at Oakland (12/19)
TIMES SACKED	6	at Tennessee (10/3)	0	vs. Kansas City (11/14)
PUNTS	9	at San Diego (11/22)	2	vs. Kansas City (11/14)
GROSS PUNTING AVERAGE	56.2	at Arizona (12/12)	33.7	at San Francisco (10/31)
NET PUNTING AVERAGE	45.3	vs. Oakland (10/24)	23.0	vs. Kansas City (11/14)
PUNT RETURNS	5	vs. Indianapolis (9/26)	0	at Baltimore (10/10)
PUNT RETURN YARDS	57	vs. Indianapolis (9/26)	0	at Baltimore (10/10)
KICKOFF RETURNS	10	at Arizona (12/12)	0	2x, last: vs. N.Y. Jets (10/17)
KICKOFF RETURN YARDS	272	at Arizona (12/12)	0	vs. Indianapolis (9/26)
INTERCEPTION RETURNS	3	vs. Seattle (9/19)	0	9x, last: at Arizona (12/12)
INTERCEPTION RETURN YARDS	40	at Oakland (12/19)	0	10x, last: at Arizona (12/12)
PENALTIES	10	2x, last: at Oakland (12/19)	3	2x, last: vs. Kansas City (11/14)
YARDS PENALIZED	93	at Oakland (12/19)	28	vs. Kansas City (11/14)
FUMBLES	5	vs. Oakland (10/24)	0	2x, last: at San Diego (11/22)
FUMBLES LOST	3	at Arizona (12/12)	0	6x, last: vs. San Diego (1/2)
SACKS MADE	5	vs. San Diego (1/2)	0	4x, last: vs. Houston (12/26)
FUMBLES FORCED	3	2x, last: at Arizona (12/12)	0	5x, last: vs. San Diego (1/2)
FUMBLES RECOVERED	2	at Tennessee (10/3)	0	8x, last: vs. San Diego (1/2)
TIME OF POSSESSION	37:27	vs. Seattle (9/19)	21:21	vs. Oakland (10/24)

OPPONENTS

STATISTIC	HIGH		LOW	
TOTAL FIRST DOWNS	30	vs. Kansas City (11/14)	13	at Tennessee (10/3)
TOTAL NET YARDS	508	vs. Oakland (10/24)	228	at Tennessee (10/3)
TOTAL OFFENSIVE PLAYS	79	vs. Kansas City (11/14)	52	at Tennessee (10/3)
NET YARDS RUSHING	328	vs. Oakland (10/24)	40	vs. Indianapolis (9/26)
RUSHING ATTEMPTS	52	vs. Oakland (10/24)	20	vs. Seattle (9/19)
NET YARDS PASSING	433	vs. Kansas City (11/14)	146	at Arizona (12/12)
PASS ATTEMPTS	53	vs. Kansas City (11/14)	19	at San Francisco (10/31)
PASS COMPLETIONS	33	vs. Kansas City (11/14)	12	2x, last: at San Francisco
PASSES HAD INTERCEPTED	3	vs. Seattle (9/19)	0	10x, last: at Arizona (12/12)
TIMES SACKED	5	vs. San Diego (1/2)	0	5x, last: vs. Houston (12/26)
PUNTS	6	3x, last: at San Francisco (10/31)	2	vs. Seattle (9/19)
GROSS PUNTING AVERAGE	53.5	vs. Seattle (9/19)	37.0	at Oakland (12/19)
NET PUNTING AVERAGE	52.5	vs. Seattle (9/19)	31.5	2x, last: at San Diego (11/22)
PUNT RETURNS	6	vs. Oakland (10/24)	1	2x, last: 1, at Tennessee (10/3)
PUNT RETURN YARDS	82	vs. Seattle (9/19)	4	vs. Indianapolis (9/26)
KICKOFF RETURNS	7	at Oakland (12/19)	0	vs. Oakland (10/24)
KICKOFF RETURN YARDS	187	at Tennessee (10/3)	0	vs. Oakland (10/24)
INTERCEPTION RETURNS	3	at Arizona (12/12)	0	7x, last: at Oakland (12/19)
INTERCEPTION RETURN YARDS	109	at Arizona (12/12)	0	7x, last: at Oakland (12/19)
PENALTIES	10	2x, last: vs. Oakland (10/24)	3	2x, last: vs. San Diego (1/2)
YARDS PENALIZED	111	at Tennessee (10/3)	24	vs. Houston (12/26)
FUMBLES	3	2x, last: at Arizona (12/12)	0	5x, last: vs. San Diego (1/2)
FUMBLES LOST	2	at Tennessee (10/3)	0	8x, last: vs. San Diego (1/2)
SACKS MADE	6	at Tennessee (10/3)	0	vs. Kansas City (11/14)
FUMBLES FORCED	5	vs. Oakland (10/24)	0	2x, last: at San Diego (11/22)
FUMBLES RECOVERED	3	at Arizona (12/12)	0	6x, last: vs. San Diego (1/2)
TIME OF POSSESSION	38:39	vs. Oakland (10/24)	22:33	vs. Seattle (9/19)

2010 Broncos Game-by-Game Statistics

	at Jac. (9/12)	vs. Sea. (9/19)	vs. Ind. (9/26)	at Ten. (10/3)	at Bal. (10/10)	vs. NYJ (10/17)	vs. Oak. (10/24)	at S.F. (10/31)	vs. K.C. (11/14)	at S.D. (11/22)	vs. Stl. (11/28)	at K.C. (12/5)	at Ari. (12/12)	at Oak. (12/19)	vs. Hou. (12/26)	vs. S.D. (1/2)	TOTALS
First Downs																	
Total	21	23	23	22	16	21	11	22	25	16	24	13	20	9	25	18	**309**
Rushing	6	5	2	3	1	7	2	3	8	3	8	8	6	3	10	6	**81**
Passing	14	16	20	17	14	10	7	16	17	12	16	5	10	5	13	12	**204**
Penalty	1	2	1	2	1	4	2	3	0	1	0	0	4	1	2	0	**24**
Third-Down Efficiency																	
Converted	3	14	5	3	5	7	2	2	6	1	1	3	3	2	5	5	**67**
Attempts	10	20	13	15	13	18	11	10	10	12	9	12	15	12	11	14	**207**
Efficiency	30%	70%	33%	20%	38%	39%	18%	20%	60%	8%	11%	25%	20%	17%	45%	36%	**32%**
Fourth-Down Efficiency																	
Converted	1	0	1	1	0	0	0	0	0	1	1	0	0	0	0	1	**6**
Attempts	2	0	4	2	0	1	2	0	1	1	2	0	1	0	0	3	**19**
Efficiency	50%	0%	25%	50%	0%	0%	0%	0%	0%	100%	50%	0%	0%	0%	0%	33%	**32%**
Total Offense																	
Net Yards	363	369	519	327	346	346	240	398	452	235	449	247	288	235	431	337	**5582**
Plays	61	74	76	76	52	72	50	61	66	58	62	55	73	51	63	68	**1018**
Avg./play	6.0	5.0	6.8	4.3	6.7	4.8	4.8	6.5	6.8	4.1	7.2	4.5	3.9	4.6	6.8	5.0	**5.5**
Rushing																	
Net Yards	89	65	47	19	39	145	75	59	153	63	119	161	132	106	126	146	**1544**
Attempts	25	38	18	20	13	37	17	17	31	15	18	23	31	33	33	29	**398**
Avg./rush	3.6	1.7	2.6	1.0	3.0	3.9	4.4	3.5	4.9	4.2	6.6	7.0	4.3	3.2	3.8	5.0	**3.9**
TFL - yds.	1-1	4-11	1-1	5-17	4-6	4-10	1-2	1-2	1-5	0-0	3-8	0-0	1-2	10-17	1-4	4-21	**41-107**
Passing																	
Net Yards	274	304	472	308	307	201	165	338	299	172	330	86	156	129	305	191	**4038**
Sacks	3	1	1	6	1	1	4	4	0	5	3	4	1	2	1	3	**40**
Yds. Lost	21	3	4	33	7	8	33	31	0	45	17	31	10	9	3	14	**269**
Gross Yds.	295	307	476	341	314	208	198	369	299	217	347	117	166	138	308	205	**4307**
Attempts	33	35	57	50	38	34	29	40	35	38	41	28	41	16	29	36	**580**
Compl.	21	25	37	35	23	14	12	28	23	24	24	9	19	8	16	16	**334**
Pct.	64%	71%	65%	70%	61%	41%	41%	70%	66%	63%	59%	32%	46%	50%	55%	44%	**58%**
Int.	1	0	1	1	0	0	1	1	0	1	0	0	3	0	1	2	**12**
Avg./play	7.6	8.4	8.1	5.5	7.9	5.7	5.0	7.7	8.5	4.0	7.5	2.7	3.7	7.2	0.0	14.0	**7.4**
Kickoffs																	
No.	4	6	4	7	4	4	3	4	8	3	7	3	4	7	5	5	**78**
In End Zone-TB	1-0	5-5	3-3	1-1	1-0	3-2	3-3	1-0	4-2	1-1	5-3	0-0	2-0	1-0	5-2	2-0	**38-22**
Punts																	
No.	4	4	3	5	7	6	7	7	2	9	4	7	5	7	4	5	**86**
Yards	172	205	143	208	281	301	364	236	82	335	201	288	281	307	174	257	**3,835**
Avg.	43.0	51.3	47.7	41.6	40.1	50.2	52.0	33.7	41.0	37.2	50.3	41.1	56.2	43.9	43.5	51.4	**44.6**
Net Avg.	36.5	30.8	46.3	25.8	35.7	39.7	45.3	31.6	23.0	33.2	40.5	39.1	41.8	34.3	35.0	32.4	**36.6**
Had Blocked	0	0	0	0	0	0	0	0	0	0	0	0	0	0	0	0	**0**
Kicks, Had Blocked																	
Field Goals-PATs	0-0	0-0	0-0	0-0	0-0	0-0	0-0	0-0	0-0	0-0	0-0	0-0	0-0	0-0	0-0	0-0	**0-0**
Punt Returns																	
No.	1	2	5	4	0	1	1	4	2	2	1	3	1	2	2	0	**31**
Yards	4	2	57	36	0	32	10	31	27	47	3	37	10	8	19	0	**323**
Avg.	4.0	1.0	11.4	9.0	0.0	32.0	10.0	6.2	13.5	23.5	3.0	12.3	10.0	4.0	9.5	0.0	**10.4**
Kickoff Returns																	
No.	3	1	0	4	2	0	2	5	2	6	5	3	10	8	2	6	**59**
Yards	62	11	0	144	54	0	26	114	68	92	98	49	272	171	47	227	**1435**
Avg.	20.7	11.0	0.0	36.0	27.0	0.0	13.0	22.8	34.0	15.3	19.6	16.3	27.2	21.4	23.5	37.8	**24.3**
Interception Returns																	
No.	0	3	0	0	0	2	0	0	0	1	0	0	0	2	1	1	**10**
Yards	0	13	0	0	0	32	0	0	0	0	0	0	0	40	2	31	**118**
Avg.	0.0	4.3	0.0	0.0	0.0	16.0	0.0	0.0	0.0	0.0	0.0	0.0	0.0	20.0	2.0	31.0	**11.8**
Penalties																	
No.	7	3	6	6	10	5	5	8	3	8	6	4	8	10	4	5	**98**
Yds. Lost	70	35	60	74	90	81	64	60	28	56	60	35	66	93	27	45	**944**
Fumbles																	
No.	1	1	3	1	1	3	5	2	0	0	2	1	3	2	4	0	**29**
Lost	1	0	1	0	1	2	2	1	0	0	2	1	3	1	0	0	**15**
Touchdowns																	
Total TDs	2	4	1	2	2	2	2	2	7	2	4	0	1	2	3	4	**40**
Rush	1	2	0	0	0	1	0	1	1	1	1	0	1	1	2	1	**13**
Pass	1	2	1	2	2	1	2	1	5	1	3	0	0	1	1	2	**25**
Returns	0	0	0	0	0	0	0	0	1	0	0	0	0	0	0	1	**2**
Extra Points																	
Made-Att.	2-2	4-4	1-1	2-2	2-2	2-2	2-2	1-2	7-7	2-2	3-4	0-0	1-1	2-2	3-3	4-4	**38-40**
Kick Md.-Att.	2-2	4-4	1-1	2-2	2-2	2-2	2-2	1-2	7-7	2-2	3-4	0-0	1-1	2-2	3-3	4-4	**38-39**
Rush Md.-Att.	0-0	0-0	0-0	0-0	0-0	0-0	0-0	0-0	0-0	0-0	0-0	0-0	0-0	0-0	0-0	0-0	**0-0**
Pass Md.-Att.	0-0	0-0	0-0	0-0	0-0	0-0	0-0	0-0	0-0	0-0	0-1	0-0	0-0	0-0	0-0	0-0	**0-1**
Field Goals																	
Made-Att.	1-1	1-1	2-2	4-4	1-1	2-3	0-0	1-1	0-1	0-0	2-2	2-2	2-3	3-3	1-1	0-0	**22-25**
Red Zone Efficiency																	
TDs-Att.	2-4	3-4	0-5	2-7	0-1	2-3	1-2	2-3	5-5	2-2	3-3	0-1	1-3	0-1	3-5	3-3	**29-52**
Efficiency	50%	75%	0%	29%	0%	67%	50%	67%	100%	100%	100%	0%	33%	0%	60%	100%	**56%**
Goal-to-Go Efficiency																	
TDs-Att.	2-2	2-3	0-1	2-2	0-0	1-1	0-1	2-2	3-3	1-1	2-2	0-0	1-1	0-0	1-1	2-2	**19-22**
Efficiency	100%	67%	0%	100%	0%	100%	0%	100%	100%	100%	100%	0%	100%	0%	100%	100%	**86%**
Safeties	0	0	0	0	0	0	0	0	0	0	0	0	0	0	0	0	**0**
Total Points	17	31	13	26	17	20	14	16	49	14	33	6	13	23	24	28	**344**
Possession Avg.	30:30	37:27	29:52	35:18	23:43	30:23	21:21	26:26	28:09	25:41	25:43	22:46	29:39	26:03	31:50	25:38	**448:29**

2010 Opponents Game-by-Game Statistics

	at Jac. (9/12)	vs. Sea. (9/19)	vs. Ind. (9/26)	at Ten. (10/3)	at Bal. (10/10)	vs. NYJ (10/17)	vs. Oak. (10/24)	at S.F. (10/31)	vs. K.C. (11/14)	at S.D. (11/22)	vs. Stl. (11/28)	at K.C. (12/5)	at Ari. (12/12)	at Oak. (12/19)	vs. Hou. (12/26)	vs. S.D. (1/2)	TOTALS
First Downs																	
Total	18	17	18	13	28	17	29	16	30	21	24	21	21	20	21	20	**334**
Rushing	9	6	3	3	17	7	18	7	3	7	6	9	9	11	5	6	**126**
Passing	6	11	15	8	10	9	9	9	24	11	16	11	8	8	15	14	**184**
Penalty	3	0	0	2	1	1	2	0	3	3	2	1	4	1	1	0	24
Third-Down Efficiency																	
Converted	3	7	6	3	7	5	6	5	5	7	6	6	4	2	1	7	**80**
Attempts	10	11	14	12	13	13	13	13	13	14	16	14	16	11	8	18	**209**
Efficiency	30%	64%	43%	25%	54%	38%	46%	38%	38%	50%	38%	43%	25%	18%	13%	39%	**38%**
Fourth-Down Efficiency																	
Converted	1	1	0	0	0	0	1	0	2	1	1	0	1	1	0	1	**10**
Attempts	2	2	0	0	1	0	1	0	4	1	1	1	1	1	0	1	**16**
Efficiency	50%	50%	0%	0%	0%	0%	100%	0%	50%	100%	100%	0%	100%	100%	0%	100%	**63%**
Total Offense																	
Net Yards	299	339	365	288	415	319	508	339	484	400	431	359	357	502	401	447	**6253**
Plays	56	56	65	52	73	62	74	61	79	65	74	72	72	67	55	73	**1056**
Avg./play	5.3	6.1	5.6	5.5	5.7	5.1	6.9	5.6	6.1	6.2	5.8	5.0	5.0	7.5	7.3	6.1	**5.9**
Rushing																	
Net Yards	134	109	40	121	233	129	328	143	51	147	123	185	211	264	91	164	**2473**
Attempts	34	20	22	22	47	30	52	42	22	38	35	39	34	41	22	31	**531**
Avg./rush	3.9	5.5	1.8	5.5	5.0	4.3	6.3	3.4	2.3	3.9	3.5	4.7	6.2	6.4	4.1	5.3	**4.7**
TFL - yds.	1-1	2-3	3-3	3-6	0-0	3-3	4-9	2-3	1-1	1-1	4-6	1-4	3-8	2-9	4-7	1-1	**35-65**
Passing																	
Net Yards	165	230	325	167	182	190	180	196	433	253	308	174	146	238	310	283	**3780**
Sacks	1	1	0	2	1	2	2	0	4	1	2	2	0	0	0	5	**23**
Yds. Lost	5	3	0	6	14	8	24	0	36	8	0	22	0	0	0	30	**156**
Gross Yds.	170	233	325	173	196	198	204	196	469	261	308	196	146	238	310	313	**3936**
Attempts	21	35	43	28	25	30	20	19	53	26	37	31	38	26	33	37	**502**
Compl.	16	20	27	17	14	17	12	12	33	16	22	17	15	15	23	21	**297**
Pct.	76%	57%	63%	61%	56%	57%	60%	63%	62%	62%	59%	55%	39%	58%	70%	57%	**59%**
Int.	0	3	0	0	0	2	0	0	0	1	0	0	0	2	1	1	**10**
Avg./play	7.5	6.4	7.6	5.6	7.0	5.9	8.2	10.3	7.6	9.4	7.9	0.0	0.0	9.2	9.4	31.0	**7.2**
Kickoffs																	
No.	5	3	6	4	6	5	10	5	5	6	8	3	10	8	6	8	**98**
In End Zone-TB	2-2	2-1	6-6	0-0	5-4	5-5	9-8	2-0	3-1	0-0	5-3	0-0	1-0	0-0	5-4	5-2	**50-36**
Punts																	
No.	4	2	6	6	4	5	4	6	3	4	5	7	5	4	4	4	**73**
Yards	165	107	287	245	174	243	166	296	130	173	204	293	188	148	170	180	**3169**
Avg.	41.3	53.5	47.8	40.8	43.5	48.6	41.5	49.3	43.3	43.3	40.8	41.9	37.6	37.0	42.5	45.0	**43.4**
Net Avg.	40.3	52.5	35.0	31.5	38.5	42.2	34.0	44.2	34.3	31.5	36.2	36.6	35.6	35.7	37.8	35.0	**37.1**
Had Blocked	0	0	0	0	0	0	0	0	0	0	0	0	0	0	0	0	**0**
Kicks, Had Blocked																	
Field Goals-PATs	0-0	0-0	0-0	0-0	0-0	0-0	0-0	0-0	0-0	0-0	0-0	0-0	0-0	0-0	0-0	0-0	**0-0**
Punt Returns																	
No.	3	3	1	1	3	3	6	2	1	5	3	4	5	5	2	3	**50**
Yards	26	82	4	9	31	23	47	15	16	36	19	14	72	47	14	95	**550**
Avg.	8.7	27.3	4.0	9.0	10.3	7.7	7.8	7.5	16.0	7.2	6.3	3.5	14.4	9.4	7.0	31.7	**11.0**
Kickoff Returns																	
No.	4	1	1	6	3	1	0	4	6	2	3	3	3	7	3	4	**51**
Yards	137	13	16	187	60	26	0	89	128	50	87	60	81	138	47	122	**1259**
Avg.	34.3	13.0	16.0	31.2	20.0	26.0	0.0	22.3	21.3	25.0	29.0	20.0	27.0	19.7	23.5	30.5	**24.7**
Interception Returns																	
No.	1	0	1	1	0	0	1	1	0	1	0	0	3	0	1	2	**12**
Yards	8	0	44	9	0	0	30	0	0	28	0	0	109	0	0	28	**255**
Avg.	8.0	0.0	44.0	9.0	0.0	0.0	30.0	0.0	0.0	28.0	0.0	0.0	36.3	0.0	0.0	14.0	**21.3**
Penalties																	
N.	5	7	4	10	5	6	10	6	6	5	4	8	7	9	3	3	**98**
Yds. Lost	47	64	27	111	66	74	94	67	40	40	30	60	62	84	24	32	**921**
Fumbles																	
No.	0	1	1	2	0	1	1	1	3	1	0	2	3	1	1	3	**22**
Lost	0	1	0	2	0	1	0	0	1	0	0	1	1	1	0	0	**8**
Touchdowns																	
Total TDs	3	2	3	2	4	3	8	3	4	5	4	1	4	4	2	3	**55**
Rush	0	1	0	0	4	2	5	2	0	1	1	0	3	3	1	3	**26**
Pass	3	1	3	1	0	1	2	1	4	4	3	1	0	1	1	0	**26**
Returns	0	0	0	1	0	0	1	0	0	0	0	0	1	0	0	0	**3**
Extra Points																	
Made-Att.	3-3	2-2	3-3	2-2	4-4	3-3	8-8	3-3	2-4	5-5	3-4	1-1	4-4	4-4	2-2	3-3	**52-55**
Kick Md.-Att.	3-3	2-2	3-3	2-2	4-4	3-3	8-8	3-3	2-2	5-5	3-4	1-1	4-4	4-4	2-2	3-3	**52-53**
Rush Md.-Att.	0-0	0-0	0-0	0-0	0-0	0-0	0-0	0-0	0-0	0-0	0-0	0-0	0-0	0-0	0-0	0-0	**0-0**
Pass Md.-Att.	0-0	0-0	0-0	0-0	0-0	0-0	0-0	0-0	0-2	0-0	0-0	0-0	0-0	0-0	0-0	0-0	**0-2**
Field Goals																	
Made-Att.	1-1	0-0	2-2	2-3	1-1	1-1	1-1	1-2	1-2	0-1	3-4	1-1	5-6	3-3	3-3	4-5	**29-36**
Red Zone Efficiency																	
TDs-Att.	1-1	1-2	2-3	1-2	3-5	1-1	5-6	2-3	3-5	3-3	2-5	1-2	2-5	2-3	2-3	1-3	**32-52**
Efficiency	100%	50%	67%	50%	60%	100%	83%	67%	60%	100%	40%	50%	40%	67%	67%	33%	**62%**
Goal-to-Go Efficiency																	
TDs-Att.	0-0	0-1	1-1	0-0	3-4	1-1	5-6	2-2	2-4	3-3	2-3	1-2	0-1	2-2	2-2	0-1	**24-33**
Efficiency	0%	0%	100%	0%	75%	100%	83%	100%	50%	100%	67%	50%	0%	100%	100%	0%	**73%**
Safeties	0	0	0	0	0	0	0	0	0	0	0	0	0	1	0	0	**1**
Total Points	24	14	27	20	31	24	59	24	29	35	36	10	43	39	23	33	**471**
Possession Avg.	29:30	22:33	30:08	24:42	36:17	29:37	38:39	33:34	31:51	34:19	34:17	37:14	30:21	33:57	28:10	34:22	**508:11**

2010 GAME-BY-GAME PARTICIPATION

	at Jac. (9/12)	vs. Sea. (9/19)	vs. Ind. (9/26)	at Ten. (10/3)	at Bal. (10/10)	vs. NYJ (10/17)	vs. Oak. (10/24)	at S.F. (10/31)	vs. K.C. (11/14)	at S.D. (11/22)	vs. Stl. (11/28)	at K.C. (12/5)	at Ari. (12/12)	at Oak. (12/19)	vs. Hou. (12/26)	vs. S.D. (1/2)	Reg. Season P-S-DNP-INA
Alexander	PS	PS	PS	PS	PS	P	P	P	INA	P	P	P	P	P	NWT	NWT	8-0-0-1
Ayers	OLB	OLB	OLB	OLB	OLB	INA	INA	INA	INA	INA	OLB	P	OLB	OLB	OLB	OLB	11-10-0-5
Bailey	LCB	LCB	LCB	LCB	LCB	LCB	LCB	LCB	LCB	LCB	LCB	LCB	LCB	LCB	LCB	INA	15-15-0-1
Ball	P	P	PS	PS	PS	PS	PS	PS	P	P	P	P	P	P	P	P	10-0-0-0
Bannan	DE	DE	DE	DE	DE	DE	DE	DT	DE	DE	DE	DE	DE	DE	DE	DE	16-16-0-0
Batiste	P	P	P	P	P	NWT	NWT	NWT	NWT	NWT	NWT	NWT	NWT	NWT	NWT	NWT	5-0-0-0
Beadles	RT	RT	RT	P	P	RT	RT	RT	LG	LG	LG	LG	LG	LG	LG	LG	16-14-0-0
Briggs	NWT	NWT	PS	PS	PS	PS	P	NWT	NWT	NWT	NWT	NWT	NWT	NWT	NWT	NWT	1-0-0-0
Brown	INA	PS	P	P	P	NWT	NWT	NWT	NWT	PS	NWT	NWT	NWT	NWT	NWT	NWT	3-0-0-1
Bruton	P	P	P	P	P	P	P	P	P	P	P	S	S	P	P	P	16-2-0-0
Buckhalter	P	P	P	P	P	P	DNP	P	P	P	P	P	P	P	P	P	15-0-1-0
Byers	PS	PS	PS	PS	PS	PS	PS	PS	PS	PS	PS	PS	PS	PS	INA	INA	0-0-0-2
Clady	LT	LT	LT	LT	LT	LT	LT	LT	LT	LT	LT	LT	LT	LT	LT	LT	16-16-0-0
Clark	INA	INA	INA	INA	INA	INA	INA	INA	P	P	P	P	P	P	P	P	8-0-0-8
Coats	NWT	NWT	NWT	NWT	NWT	NWT	NWT	NWT	NWT	NWT	NWT	NWT	P	P	P	P	4-0-0-0
Colquitt	P	P	P	P	P	P	P	P	P	P	P	P	P	P	P	P	16-0-0-0
Cox	P	P	RCB	RCB	P	RCB	RCB	INA	RCB	RCB	RCB	RCB	P	P	P	LCB	15-9-0-1
Daniels	LG	LG	LG	LG	INA	P	P	P	INA	INA	INA	INA	NWT	PS	INA	INA	7-4-0-7
Davis	PS	PS	PS	PS	PS	PS	PS	PS	PS	PS	PS	PS	PS	P	P	P	3-0-0-0
Dawkins	S	S	S	S	S	INA	INA	S	S	S	S	INA	INA	INA	S	S	11-11-0-5
Decker	P	P	INA	P	INA	P	P	P	P	P	P	P	P	P	P	P	14-0-0-2
Fields	P	P	P	P	P	P	P	P	P	P	P	P	P	P	P	P	16-0-0-0
Gaffney	WR	WR	WR	WR	P	WR	WR	WR	WR	P	WR	P	WR	P	WR	P	16-11-0-0
Goodman	RCB	RCB	INA	INA	RCB	INA	INA	RCB	INA	INA	INA	INA	RCB	RCB	RCB	RCB	8-8-0-8
Graham	TE	TE	TE	TE	TE	TE	TE	TE	TE	TE	TE	TE	TE	TE	TE	TE	16-16-0-0
Gronkowski	P	P	P	P	FB	P	P	TE	P	TE	P	TE	IR	IR	IR	IR	12-4-0-0
Haggan	ILB	ILB	ILB	ILB	ILB	ILB	OLB	OLB	OLB	OLB	OLB	OLB	ILB	ILB	OLB	OLB	16-16-0-0
Harris	INA	INA	INA	RT	RT	DNP	DNP	P	RT	RT	RT	RT	RT	RT	RT	RT	11-10-2-3
Hauschka	NWT	NWT	NWT	NWT	NWT	NWT	NWT	NWT	NWT	NWT	NWT	NWT	P	P	P	P	4-0-0-0
Hill	S	S	S	S	S	S	S	S	S	S	S	S	S	S	S	S	16-16-0-0
Hochstein	P	RG	P	P	LG	LG	LG	LG	P	P	P	P	P	P	P	TE	16-6-0-0
Hunter	OLB	OLB	P	OLB	OLB	OLB	OLB	OLB	OLB	OLB	P	OLB	OLB	OLB	P	P	16-12-0-0
Jackson	NWT	NWT	NWT	NWT	NWT	NWT	NWT	NWT	NWT	NWT	NWT	NWT	NWT	NWT	INA	INA	0-0-0-2
Jones	P	P	CB	P	P	S	S	P	P	P	P	P	P	P	P	P	16-3-0-0
Kuper	RG	INA	RG	RG	RG	RG	RG	RG	RG	RG	RG	RG	RG	RG	RG	RG	15-15-0-1
Larsen	FB	FB	P	INA	INA	P	P	P	FB	P	FB	P	INA	FB	IR	IR	11-5-0-3
Leonard	NWT	NWT	NWT	NWT	NWT	NWT	NWT	NWT	NWT	NWT	NWT	NWT	NWT	NWT	NWT	INA	0-0-0-1
Lloyd	WR	WR	WR	WR	P	WR	WR	P	WR	P	P	WR	WR	P	WR	WR	16-11-0-0
Maroney	NWT	INA	RB	RB	RB	P	DNP	DNP	INA	INA	INA	INA	INA	INA	INA	INA	4-3-2-9
Mays	P	P	P	P	P	P	ILB	P	ILB	ILB	ILB	ILB	IR	IR	IR	IR	11-4-0-0
McBath	INA	INA	P	P	P	INA	INA	INA	P	P	INA	INA	INA	S	INA	P	7-1-0-9
McBean	DE	DE	DE	P	P	P	P	DE	P	P	P	P	P	P	P	P	16-4-0-0
McCarthy	PS	PS	PS	PS	PS	P	P	P	P	P	P	P	P	IR	IR	IR	8-0-0-0
Moreno	RB	RB	INA	INA	INA	RB	RB	RB	RB	RB	RB	RB	RB	RB	RB	RB	13-13-0-3
Moss	P	P	P	P	P	P	P	P	P	NWT	NWT	NWT	NWT	NWT	NWT	NWT	9-0-0-0
Olsen	INA	P	INA	INA	INA	INA	INA	INA	INA	INA	INA	INA	INA	INA	INA	INA	1-0-0-15
Orton	QB	QB	QB	QB	QB	QB	QB	QB	QB	QB	QB	QB	QB	3QB	3QB	3QB	13-13-0-3
Paxton	P	P	P	P	P	P	P	P	P	P	P	P	P	P	P	P	16-0-0-0
Prater	P	P	P	P	P	P	P	P	P	P	P	P	INA	INA	IR	IR	12-0-0-2
Quinn, B.	3QB	3QB	DNP	3QB	3QB	3QB	3QB	3QB	3QB	3QB	3QB	3QB	3QB	DNP	DNP	DNP	0-0-4-12
Quinn, R.	P	P	INA	INA	P	P	P	TE	P	P	P	P	TE	TE	P	TE	14-4-0-2
Robinson	NWT	NWT	NWT	NWT	NWT	PS	PS	PS	PS	PS	PS	PS	P	P	P	IR	3-0-0-0
Royal	P	P	WR	WR	WR	WR	WR	P	P	WR	WR	WR	P	WR	WR	P	16-10-0-0
Smith	NWT	NWT	NWT	NWT	NWT	NWT	NWT	P	NWT	NWT	NWT	NWT	NWT	NWT	NWT	NWT	1-0-0-0
Tebow	P	DNP	3QB	DNP	DNP	P	P	P	P	P	DNP	DNP	DNP	QB	QB	QB	9-3-6-1
Thomas, D.	INA	P	P	P	WR	P	P	P	P	WR	INA	INA	INA	INA	INA	P	10-2-0-6
Thomas, M.	P	P	P	P	P	DT	P	DE	P	P	P	P	P	P	P	P	16-2-0-0
Thompson	INA	INA	P	P	INA	P	P	P	P	P	P	P	P	P	P	P	13-0-0-3
Vaughn	P	P	P	P	P	P	P	P	INA	INA	P	P	P	INA	P	P	13-0-0-3
Veikune	NWT	NWT	NWT	NWT	NWT	NWT	NWT	NWT	NWT	INA	INA	P	P	INA	P	P	4-0-0-3
Vickerson	P	P	P	DE	DE	DE	DE	INA	DE	DE	DE	DE	DE	DE	DE	DE	15-12-0-1
Walton	C	C	C	C	C	C	C	C	C	C	C	C	C	C	C	C	16-16-0-0
Williams, D.	ILB	ILB	ILB	ILB	ILB	ILB	ILB	ILB	P	ILB	ILB	ILB	ILB	ILB	ILB	ILB	16-15-0-0
Williams, J.	NT	NT	NT	NT	NT	NT	NT	DT	NT	NT	NT	NT	NT	NT	NT	NT	16-16-0-0
Willis	P	P	P	P	P	P	IR	IR	IR	IR	IR	IR	IR	IR	IR	IR	6-0-0-0
Woodyard	P	INA	P	INA	P	INA	INA	INA	ILB	P	P	P	P	P	ILB	ILB	11-3-0-5

KEY: INA - inactive; **PS -** practice squad; **NWT -** not with team; **IR -** injured reserve; **3QB -** inactive (third quarterback).

2010 INDIVIDUAL GAME-BY-GAME STATISTICS — PASSING

	ORTON										TEBOW									
Game	Att.	Cmp.	Yds.	Pct.	Yds./ Att.	TD	Int	LG	Sack/ Lost	Rtg.	Att.	Cmp.	Yds.	Pct.	Yds./ Att.	TD	Int	LG	Sack/ Lost	Rtg.
at Jac. (9/12)	33	21	295	63.6	8.9	1	1	41	3/21	89.8	0	0	0	0.0	0.0	0	0	—	0/0	0.0
vs. Sea. (9/19)	35	25	307	71.4	8.8	2	0	45	1/3	117.2	DID NOT PLAY									
vs. Ind. (9/26)	57	37	476	64.9	8.4	1	1	61	1/4	89.5	INACTIVE									
at Ten. (10/3)	50	35	341	70.0	6.8	2	1	41	6/33	93.8	DID NOT PLAY									
at Bal. (10/10)	38	23	314	60.5	8.3	2	0	44	1/7	104.5	DID NOT PLAY									
vs. NYJ (10/17)	34	14	209	41.2	6.1	1	0	29	1/8	71.8	0	0	0	0.0	0.0	0	0	—	0/0	0.0
vs. Oak. (10/24)	29	12	198	41.4	6.8	2	1	46	4/33	73.6	0	0	0	0.0	0.0	0	0	—	0/0	0.0
at S.F. (10/31)	40	28	370	70.0	9.3	1	1	71	4/30	96.9	0	0	0	0.0	0.0	0	0	—	0/0	0.0
vs. K.C. (11/14)	34	22	296	64.7	8.7	4	0	40	0/0	131.5	1	1	3	100.0	3.0	1	0	3	0/0	118.8
at S.D. (11/22)	38	24	217	63.2	5.7	1	1	21	5/45	76.3	0	0	0	0.0	0.0	0	0	—	0/0	0.0
vs. Stl. (11/28)	41	24	347	58.5	8.5	3	0	41	3/17	110.5	DID NOT PLAY									
at K.C. (12/5)	28	9	117	32.1	4.2	0	0	28	4/31	46.3	DID NOT PLAY									
at Ari. (12/12)	41	19	166	46.3	4.0	0	3	20	1/10	27.1	DID NOT PLAY									
at Oak. (12/19)	INACTIVE										16	8	138	50.0	8.6	1	0	33	2/9	100.5
vs. Hou. (12/26)	INACTIVE										29	16	308	55.2	10.6	1	1	50	1/3	89.4
vs. S.D. (1/2)	INACTIVE										36	16	205	44.4	5.7	2	2	25	3/14	58.2
TOTALS	**498**	**293**	**3653**	**58.8**	**7.3**	**20**	**9**	**71**	**34/243**	**87.5**	**82**	**41**	**654**	**50.0**	**8.0**	**5**	**3**	**50**	**6/26**	**82.1**

2010 INDIVIDUAL GAME-BY-GAME STATISTICS — RUSHING

	MORENO					TEBOW					BALL					BUCKHALTER				
Game	No.	Yds.	Avg.	LG	TD	No.	Yds.	Avg.	LG	TD	No.	Yds.	Avg.	LG	TD	No.	Yds.	Avg.	LG	TD
at Jac. (9/12)	15	60	4.0	17	1	2	2	1.0	1	0	0	0	0.0	—	0	6	15	2.5	7	0
vs. Sea. (9/19)	24	51	2.1	9	1	DID NOT PLAY					0	0	0.0	—	0	11	19	1.7	4	1
vs. Ind. (9/26)	INACTIVE					INACTIVE					PRACTICE SQUAD					4	12	3.0	7	0
at Ten. (10/3)	INACTIVE					DID NOT PLAY					PRACTICE SQUAD					6	3	0.5	5	0
at Bal. (10/10)	INACTIVE					DID NOT PLAY					PRACTICE SQUAD					5	13	2.6	8	0
vs. NYJ (10/17)	12	48	4.0	14	0	6	23	3.8	13	1	PRACTICE SQUAD					6	20	3.3	13	0
vs. Oak. (10/24)	14	53	3.8	13	0	0	0	0.0	—	0	PRACTICE SQUAD					DID NOT PLAY				
at S.F. (10/31)	11	40	3.6	17	0	2	1	0.5	1	1	PRACTICE SQUAD					0	0	0.0	—	0
vs. K.C. (11/14)	22	106	4.8	14	0	2	2	1.0	1	1	2	9	4.5	5	0	0	0	0.0	—	0
at S.D. (11/22)	13	58	4.5	12	1	0	0	0.0	—	0	1	1	1.0	1	0	0	0	0.0	—	0
vs. Stl. (11/28)	12	56	4.7	16	1	DID NOT PLAY					4	31	7.8	17	0	1	12	12.0	12	0
at K.C. (12/5)	23	161	7.0	24	0	DID NOT PLAY					0	0	0.0	—	0	0	0	0.0	—	0
at Ari. (12/12)	19	81	4.3	12	1	DID NOT PLAY					8	38	4.8	19	0	0	0	0.0	—	0
at Oak. (12/19)	4	5	1.3	6	0	8	78	9.8	40	1	15	20	1.3	8	0	6	3	0.5	6	0
vs. Hou. (12/26)	7	19	2.7	11	0	10	27	2.7	11	1	5	38	7.6	15	0	11	42	3.8	10	1
vs. S.D. (1/2)	6	41	6.8	35	0	13	94	7.2	30	1	6	21	3.5	17	0	3	8	2.7	4	0
TOTALS	**182**	**779**	**4.3**	**35**	**5**	**43**	**227**	**5.3**	**40**	**6**	**41**	**158**	**3.9**	**19**	**0**	**59**	**147**	**2.5**	**13**	**2**

	ORTON					MARONEY					ROYAL					LARSEN				
Game	No.	Yds.	Avg.	LG	TD	No.	Yds.	Avg.	LG	TD	No.	Yds.	Avg.	LG	TD	No.	Yds.	Avg.	LG	TD
at Jac. (9/12)	2	12	6.0	7	0	NOT WITH TEAM					0	0	0.0	—	0	0	0	0.0	—	0
vs. Sea. (9/19)	3	-5	-1.7	-1	0	INACTIVE					0	0	0.0	—	0	0	0	0.0	—	0
vs. Ind. (9/26)	2	11	5.5	9	0	12	24	2.0	6	0	0	0	0.0	—	0	0	0	0.0	—	0
at Ten. (10/3)	3	11	3.7	8	0	11	5	0.5	8	0	0	0	0.0	—	0	INACTIVE				
at Bal. (10/10)	0	0	0.0	—	0	6	27	4.5	13	0	0	0	0.0	—	0	INACTIVE				
vs. NYJ (10/17)	3	22	7.3	13	0	7	18	2.6	9	0	1	13	13.0	13	0	1	1	1.0	1	0
vs. Oak. (10/24)	2	21	10.5	14	0	DID NOT PLAY					0	0	0.0	—	0	0	0	0.0	—	0
at S.F. (10/31)	3	18	6.0	8	0	DID NOT PLAY					0	0	0.0	—	0	0	0	0.0	—	0
vs. K.C. (11/14)	1	-1	-1.0	-1	0	INACTIVE					2	20	10.0	19	0	2	17	8.5	14	0
at S.D. (11/22)	1	4	4.0	4	0	INACTIVE					0	0	0.0	—	0	0	0	0.0	—	0
vs. Stl. (11/28)	0	0	0.0	—	0	INACTIVE					1	20	20.0	20	0	0	0	0.0	—	0
at K.C. (12/5)	0	0	0.0	—	0	INACTIVE					0	0	0.0	—	0	0	0	0.0	—	0
at Ari. (12/12)	2	5	2.5	5	0	INACTIVE					2	8	4.0	18	0	INACTIVE				
at Oak. (12/19)	INACTIVE					INACTIVE					0	0	0.0	—	0	0	0	0.0	—	0
vs. Hou. (12/26)	INACTIVE					INACTIVE					0	0	0.0	—	0	IR - 12/22/10				
vs. S.D. (1/2)	INACTIVE					INACTIVE					0	0	0.0	—	0	0	0	0.0	—	0
TOTALS	**22**	**98**	**4.5**	**14**	**0**	**36**	**74**	**2.1**	**13**	**0**	**6**	**61**	**10.2**	**20**	**0**	**3**	**18**	**6.0**	**14**	**0**

WR Demaryius Thomas *had one rush for 1 yard vs. Oak. (10/24) and one rush for 0 yards at S.F. (10/31).*
P Britton Colquitt *had one rush for 0 yards vs. NYJ (10/17).*
RB Andre Brown *had two rushes for -1 yard at Bal. (10/10).*
WR Brandon Lloyd *had one rush for -18 yards vs. S.D. (1/2).*

2010 Individual Game-by-Game Statistics — Receiving

	LLOYD					GAFFNEY					ROYAL					MORENO				
Game	No.	Yds.	Avg.	LG	TD	No.	Yds.	Avg.	LG	TD	No.	Yds.	Avg.	LG	TD	No.	Yds.	Avg.	LG	TD
at Jac. (9/12)	5	117	23.4	41	0	3	34	11.3	15	1	8	98	12.3	25	0	1	4	4.0	4	0
vs. Sea. (9/19)	3	53	17.7	25	0	2	15	7.5	9	0	5	65	13.0	34	1	4	67	16.8	45	0
vs. Ind. (9/26)	6	169	28.2	61	1	12	140	11.7	26	0	4	23	5.8	18	0	INACTIVE				
at Ten. (10/3)	11	115	10.5	23	0	5	51	10.2	28	0	8	113	14.1	41	1	INACTIVE				
at Bal. (10/10)	5	135	27.0	44	2	9	87	9.7	23	0	4	31	7.8	13	0	INACTIVE				
vs. NYJ (10/17)	4	74	18.5	29	0	6	81	13.5	27	0	3	37	12.3	24	0	0	0	0.0	—	0
vs. Oak. (10/24)	1	46	46.0	46	0	4	54	13.5	22	0	2	26	13.0	23	0	3	37	12.3	27	2
at S.F. (10/31)	7	169	24.1	71	1	4	54	13.5	19	0	4	34	8.5	11	0	4	19	4.8	14	0
vs. K.C. (11/14)	6	90	15.0	37	2	3	57	19.0	40	1	5	39	7.8	12	0	3	50	16.7	23	1
at S.D. (11/22)	6	78	13.0	21	1	3	33	11.0	18	0	2	12	6.0	8	0	7	62	8.9	19	0
vs. Stl. (11/28)	4	76	19.0	41	2	3	59	19.7	28	0	6	74	12.3	24	1	6	62	10.3	31	0
at K.C. (12/5)	2	31	15.5	18	0	2	28	14.0	18	0	2	7	3.5	4	0	1	14	14.0	14	0
at Ari. (12/12)	3	32	10.7	18	0	3	48	16.0	20	0	4	46	11.5	16	0	5	32	6.4	10	0
at Oak. (12/19)	4	79	19.8	33	1	1	32	32.0	32	0	0	0	0.0	—	0	1	1	1.0	1	0
vs. Hou. (12/26)	5	111	22.2	41	0	4	90	22.5	50	0	2	22	11.0	13	0	1	22	22.0	22	0
vs. S.D. (1/2)	5	73	14.6	17	1	1	12	12.0	12	0	0	0	0.0	—	0	1	2	2.0	2	0
TOTALS	**77**	**1,448**	**18.8**	**71**	**11**	**65**	**875**	**13.5**	**50**	**2**	**59**	**627**	**10.6**	**41**	**3**	**37**	**372**	**10.1**	**45**	**3**

	BUCKHALTER					D. THOMAS					GRAHAM					GRONKOWSKI				
Game	No.	Yds.	Avg.	LG	TD	No.	Yds.	Avg.	LG	TD	No.	Yds.	Avg.	LG	TD	No.	Yds.	Avg.	LG	TD
at Jac. (9/12)	0	0	0.0	—	0	INACTIVE					2	36	18.0	28	0	1	2	2.0	2	0
vs. Sea. (9/19)	0	0	0.0	—	0	8	97	12.1	21	1	2	6	3.0	10	0	0	0	0.0	—	0
vs. Ind. (9/26)	6	33	5.5	9	0	2	43	21.5	27	0	3	9	3.0	7	0	1	2	2.0	2	0
at Ten. (10/3)	5	38	7.6	12	1	1	9	9.0	9	0	3	5	1.7	5	0	0	0	0.0	—	0
at Bal. (10/10)	1	12	12.0	12	0	2	12	6.0	10	0	1	28	28.0	28	0	1	9	9.0	9	0
vs. NYJ (10/17)	0	0	0.0	—	0	1	17	17.0	17	1	0	0	0.0	—	0	0	0	0.0	—	0
vs. Oak. (10/24)	DID NOT PLAY					1	6	6.0	6	0	0	0	0.0	—	0	0	0	0.0	—	0
at S.F. (10/31)	4	23	5.8	10	0	1	31	31.0	31	0	1	10	10.0	10	0	3	30	10.0	13	0
vs. K.C. (11/14)	2	9	4.5	7	0	3	51	17.0	22	0	0	0	0.0	—	0	0	0	0.0	—	0
at S.D. (11/22)	1	9	9.0	9	0	3	17	5.7	12	0	2	6	3.0	6	0	0	0	0.0	—	0
vs. Stl. (11/28)	0	0	0.0	—	0	INACTIVE					1	4	4.0	4	0	1	13	13.0	13	0
at K.C. (12/5)	0	0	0.0	—	0	INACTIVE					0	0	0.0	—	0	1	9	9.0	9	0
at Ari. (12/12)	1	0	0.0	0	0	INACTIVE					1	3	3.0	3	0	IR - 12/5/10				
at Oak. (12/19)	1	17	17.0	17	0	INACTIVE					0	0	0.0	—	0	INJURED RESERVE				
vs. Hou. (12/26)	3	50	16.7	23	1	INACTIVE					0	0	0.0	—	0	INJURED RESERVE				
vs. S.D. (1/2)	4	49	12.3	17	0	0	0	0.0	—	0	2	41	20.5	25	0	INJURED RESERVE				
TOTALS	**28**	**240**	**8.6**	**23**	**2**	**22**	**283**	**12.9**	**31**	**2**	**18**	**148**	**8.2**	**28**	**0**	**8**	**65**	**8.1**	**13**	**0**

	DECKER					LARSEN					MARONEY					BALL				
Game	No.	Yds.	Avg.	LG	TD	No.	Yds.	Avg.	LG	TD	No.	Yds.	Avg.	LG	TD					
at Jac. (9/12)	0	0	0.0	—	0	1	4	4.0	4	0	NOT WITH TEAM					0	0	0.0	—	0
vs. Sea. (9/19)	0	0	0.0	—	0	1	4	4.0	4	0	INACTIVE					0	0	0.0	—	0
vs. Ind. (9/26)	INACTIVE					0	0	0.0	—	0	2	40	20.0	28	0	PRACTICE SQUAD				
at Ten. (10/3)	0	0	0.0	—	0	INACTIVE					2	10	5.0	9	0	PRACTICE SQUAD				
at Bal. (10/10)	INACTIVE					INACTIVE					0	0	0.0	—	0	PRACTICE SQUAD				
vs. NYJ (10/17)	0	0	0.0	—	0	0	0	0.0	—	0	0	0	0.0	—	0	PRACTICE SQUAD				
vs. Oak. (10/24)	0	0	0.0	—	0	1	29	29.0	29	0	DID NOT PLAY					PRACTICE SQUAD				
at S.F. (10/31)	0	0	0.0	—	0	0	0	0.0	—	0	DID NOT PLAY					PRACTICE SQUAD				
vs. K.C. (11/14)	0	0	0.0	—	0	1	3	3.0	3	1	INACTIVE					0	0	0.0	—	0
at S.D. (11/22)	0	0	0.0	—	0	0	0	0.0	—	0	INACTIVE					0	0	0.0	—	0
vs. Stl. (11/28)	2	48	24.0	38	0	1	11	11.0	11	0	INACTIVE					0	0	0.0	—	0
at K.C. (12/5)	1	28	28.0	28	0	0	0	0.0	—	0	INACTIVE					0	0	0.0	—	0
at Ari. (12/12)	1	8	8.0	8	0	INACTIVE					INACTIVE					1	-3	-3.0	-3	0
at Oak. (12/19)	0	0	0.0	—	0	0	0	0.0	—	0	INACTIVE					0	0	0.0	—	0
vs. Hou. (12/26)	0	0	0.0	—	0	IR - 12/22/10					INACTIVE					1	13	13.0	13	0
vs. S.D. (1/2)	2	22	11.0	16	1	INJURED RESERVE					INACTIVE					1	6	6.0	6	0
TOTALS	**6**	**106**	**17.7**	**38**	**1**	**5**	**51**	**10.2**	**29**	**1**	**4**	**50**	**12.5**	**28**	**0**	**3**	**16**	**5.3**	**13**	**0**

WR Matthew Willis *had one catch for 17 yards vs. Ind. (9/26).*
TE Richard Quinn *had one catch for 9 yards at Oak. (12/19).*

2010 Individual Game-by-Game Statistics — Kick Returns

	DECKER					D. THOMAS					COX					ROYAL				
Game	No.	Yds.	Avg.	LG	TD	No.	Yds.	Avg.	LG	TD	No.	Yds.	Avg.	LG	TD	No.	Yds.	Avg.	LG	TD
at Jac. (9/12)	0	0	0.0	—	0	0	0	0.0	—	0	3	62	20.7	25	0	0	0	0.0	—	0
vs. Sea. (9/19)	0	0	0.0	—	0	0	0	0.0	—	0	1	11	11.0	11	0	0	0	0.0	—	0
vs. Ind. (9/26)	INACTIVE					0	0	0.0	—	0	0	0	0.0	—	0	0	0	0.0	—	0
at Ten. (10/3)	0	0	0.0	—	0	4	144	36.0	65	0	0	0	0.0	—	0	0	0	0.0	—	0
at Bal. (10/10)	INACTIVE					1	21	21.0	21	0	0	0	0.0	—	0	1	33	33.0	33	0
vs. NYJ (10/17)	0	0	0.0	—	0	0	0	0.0	—	0	0	0	0.0	—	0	0	0	0.0	—	0
vs. Oak. (10/24)	1	23	23.0	23	0	1	3	3.0	3	0	0	0	0.0	—	0	0	0	0.0	—	0
at S.F. (10/31)	0	0	0.0	—	0	5	114	22.8	29	0	INACTIVE					0	0	0.0	—	0
vs. K.C. (11/14)	0	0	0.0	—	0	2	68	34.0	38	0	0	0	0.0	—	0	0	0	0.0	—	0
at S.D. (11/22)	0	0	0.0	—	0	3	48	16.0	19	0	0	0	0.0	—	0	0	0	0.0	—	0
vs. Stl. (11/28)	0	0	0.0	—	0	INACTIVE					1	24	24.0	24	0	4	74	18.5	21	0
at K.C. (12/5)	2	42	21.0	26	0	INACTIVE					1	7	7.0	7	0	0	0	0.0	—	0
at Ari. (12/12)	7	211	30.1	51	0	INACTIVE					2	46	23.0	30	0	0	0	0.0	—	0
at Oak. (12/19)	7	153	21.9	26	0	INACTIVE					0	0	0.0	—	0	0	0	0.0	—	0
vs. Hou. (12/26)	1	25	25.0	25	0	INACTIVE					1	22	22.0	22	0	0	0	0.0	—	0
vs. S.D. (1/2)	4	102	25.5	30	0	0	0	0.0	—	0	0	0	0.0	—	0	0	0	0.0	—	0
TOTALS	**22**	**556**	**25.3**	**51**	**0**	**16**	**398**	**24.9**	**65**	**0**	**9**	**172**	**19.1**	**30**	**0**	**5**	**107**	**21.4**	**33**	**0**

FB Spencer Larsen: *3-44 at S.D. (11/22);* ***CB Cassius Vaughn:*** *2-125 (97t LG) vs S.D. (1/2);* ***RB Lance Ball:*** *1-15 at Ari. (12/12) and 1-18 at Oak. (12/19).*

2010 Individual Game-by-Game Statistics — Punt Returns

	ROYAL					THOMPSON					COX				
Game	No.	Yds.	Avg.	LG	TD	No.	Yds.	Avg.	LG	TD	No.	Yds.	Avg.	LG	TD
at Jac. (9/12)	0	0	0.0	—	0	INACTIVE					1	4	4.0	4	0
vs. Sea. (9/19)	1	-1	-1.0	-1	0	INACTIVE					1	3	3.0	3	0
vs. Ind. (9/26)	4	57	14.3	28	0	0	0	0.0	—	0	1	0	0.0	0	0
at Ten. (10/3)	4	36	9.0	14	0	0	0	0.0	—	0	0	0	0.0	—	0
at Bal. (10/10)	0	0	0.0	—	0	INACTIVE					INACTIVE				
vs. NYJ (10/17)	1	32	32.0	32	0	0	0	0.0	—	0	0	0	0.0	—	0
vs. Oak. (10/24)	0	0	0.0	—	0	1	10	10.0	10	0	0	0	0.0	—	0
at S.F. (10/31)	4	31	7.8	14	0	0	0	0.0	—	0	0	0	0.0	—	0
vs. K.C. (11/14)	2	27	13.5	18	0	0	0	0.0	—	0	0	0	0.0	—	0
at S.D. (11/22)	2	47	23.5	33	0	0	0	0.0	—	0	0	0	0.0	—	0
vs. Stl. (11/28)	1	3	3.0	3	0	0	0	0.0	—	0	0	0	0.0	—	0
at K.C. (12/5)	3	37	12.3	15	0	0	0	0.0	—	0	0	0	0.0	—	0
at Ari. (12/12)	1	10	10.0	10	0	0	0	0.0	—	0	0	0	0.0	—	0
at Oak. (12/19)	0	0	0.0	—	0	2	8	4.0	8	0	0	0	0.0	—	0
vs. Hou. (12/26)	2	19	9.5	19	0	0	0	0.0	—	0	0	0	0.0	—	0
vs. S.D. (1/2)	0	0	0.0	—	0	0	0	0.0	—	0	0	0	0.0	—	0
TOTALS	**25**	**298**	**11.9**	**33**	**0**	**3**	**18**	**6.0**	**10**	**0**	**3**	**7**	**2.3**	**4**	**0**

2010 Punting

	COLQUITT							
Game	No.	Yds.	Avg.	Net	TB	In20	LG	BK
at Jac. (9/12)	4	172	43.0	36.5	0	1	51	0
vs. Sea. (9/19)	4	205	51.3	30.8	0	2	63	0
vs. Ind. (9/26)	3	143	47.7	46.3	0	1	55	0
at Ten. (10/3)	5	208	41.6	35.8	1	2	51	0
at Bal. (10/10)	7	281	40.1	35.7	0	0	53	0
vs. NYJ (10/17)	6	301	50.2	39.7	2	1	58	0
vs. Oak. (10/24)	7	364	52.0	45.3	0	0	61	0
at S.F. (10/31)	7	236	33.7	31.6	0	4	48	0
vs. K.C. (11/14)	2	82	41.0	23.0	1	0	46	0
at S.D. (11/22)	9	335	37.2	33.2	0	1	50	0
vs. Stl. (11/28)	4	201	50.3	40.5	1	0	57	0
at K.C. (12/5)	7	288	41.1	39.1	0	2	48	0
at Ari. (12/12)	5	281	56.2	41.8	0	0	60	0
at Oak. (12/19)	7	307	43.9	34.3	1	1	56	0
vs. Hou. (12/26)	4	174	43.5	35.0	1	2	52	0
vs. S.D. (1/2)	5	257	51.4	32.4	0	2	57	0
TOTALS	**86**	**3,835**	**44.6**	**36.6**	**7**	**19**	**63**	**0**

2010 Field Goals / PAT Attempts

	PRATER									HAUSCHKA								
Game	1-19	20-29	30-39	40-49	50+	Total	Pct.	PATM/A	Pct.	1-19	20-29	30-39	40-49	50-59	Total	Pct.	PATM/A	Pct.
at Jac. (9/12)	0-0	0-0	0-0	0-0	1-1	1-1	1.000	2-2	1.000	NOT WITH TEAM								
vs. Sea. (9/19)	0-0	1-1	0-0	0-0	0-0	1-1	1.000	4-4	1.000	NOT WITH TEAM								
vs. Ind. (9/26)	0-0	1-1	1-1	0-0	0-0	2-2	1.000	1-1	1.000	NOT WITH TEAM								
at Ten. (10/3)	0-0	0-0	4-4	0-0	0-0	4-4	1.000	2-2	1.000	NOT WITH TEAM								
at Bal. (10/10)	0-0	0-0	1-1	0-0	0-0	1-1	1.000	2-2	1.000	NOT WITH TEAM								
vs. NYJ (10/17)	0-0	0-0	0-0	1-2	1-1	2-3	.667	2-2	1.000	NOT WITH TEAM								
vs. Oak. (10/24)	0-0	0-0	0-0	0-0	0-0	0-0	0.000	2-2	1.000	NOT WITH TEAM								
at S.F. (10/31)	0-0	0-0	1-1	0-0	0-0	1-1	1.000	1-2	.500	NOT WITH TEAM								
vs. K.C. (11/14)	0-0	0-0	0-0	0-0	0-1	0-1	.000	7-7	1.000	NOT WITH TEAM								
at S.D. (11/22)	0-0	0-0	0-0	0-0	0-0	0-0	.000	2-2	1.000	NOT WITH TEAM								
vs. Stl. (11/28)	0-0	0-0	0-0	2-2	0-0	2-2	1.000	3-3	1.000	NOT WITH TEAM								
at K.C. (12/5)	0-0	1-1	0-0	1-1	0-0	2-2	1.000	0-0	1.000	NOT WITH TEAM								
at Ari. (12/12)	INACTIVE									0-0	0-0	2-2	0-1	0-0	2-3	.667	1-1	1.000
at Oak. (12/19)	INACTIVE									0-0	0-0	1-1	2-2	0-0	3-3	1.000	2-2	1.000
vs. Hou. (12/26)	PLACED ON IR - 12/23/10									0-0	1-1	0-0	0-0	0-0	1-1	1.000	3-3	1.000
vs. S.D. (1/2)	INJURED RESERVE									0-0	0-0	0-0	0-0	0-0	0-0	.000	4-4	1.000
TOTALS	**0-0**	**3-3**	**7-7**	**3-4**	**2-2**	**16-18**	**.917**	**28-29**	**.966**	**0-0**	**1-1**	**3-3**	**2-3**	**0-0**	**6-7**	**.857**	**10-10**	**1.000**

2010 Takeaway Chart

			BRONCOS				OPPONENTS			
Game	W/L	+/-	INT	Fum.	Total	Pts.	INT	Fum.	Total	Pts.
at Jac (9/12)	L, 17-24	-2	0	0	0	0	1	1	2	0
vs. Sea. (9/19)	W, 31-14	+4	3	1	4	10	0	0	0	0
vs. Ind. (9/26)	L, 13-27	-2	0	0	0	0	1	1	2	10
at Ten. (10/3)	W, 26-20	+1	0	2	2	3	1	0	1	0
at Bal. (10/10)	L, 17-31	-1	0	0	0	0	0	1	1	3
vs. NYJ (10/17)	L, 20-24	+1	2	1	3	3	0	2	2	0
vs. Oak. (10/24)	L, 14-59	-3	0	0	0	0	1	2	3	21
at S.F. (10/31)	L, 16-24	-2	0	0	0	0	1	1	2	7
vs. K.C. (11/14)	W, 49-29	+1	0	1	1	7	0	0	0	0
at S.D. (11/22)	L, 14-35	+/-0	1	0	1	0	1	0	1	0
vs. Stl. (11/28)	L, 33-36	-2	0	0	0	0	0	2	2	10
at K.C. (12/5)	L, 6-10	+/-0	0	1	1	3	0	1	1	0
at Ari. (12/12)	L, 13-43	-5	0	1	1	3	3	3	6	20
at Oak. (12/19)	L, 23-39	+2	2	1	3	14	0	1	1	3
vs. Hou. (12/26)	W, 24-23	+/-0	1	0	1	0	1	0	1	0
vs. S.D. (1/2)	L, 28-33	-1	1	0	1	7	2	0	2	7
TOTALS	**4-12**	**-9**	**10**	**8**	**18**	**50**	**12**	**15**	**27**	**81**

2010 Score by Period

	BRONCOS					OPPONENTS						
Game	1	2	3	4	OT	1	2	3	4	OT	Final	Record
at Jac (9/12)	0	7	7	3	0	0	7	10	7	0	L, 17-24	0-1
vs. Sea. (9/19)	7	10	7	7	0	0	0	7	7	0	W, 31-14	1-1
vs. Ind. (9/26)	0	3	10	0	0	6	7	7	7	0	L, 13-27	1-2
at Ten. (10/3)	0	10	6	10	0	0	10	10	0	0	W, 26-20	2-2
at Bal. (10/10)	0	7	0	10	0	7	10	0	14	0	L, 17-31	2-3
vs. NYJ (10/17)	0	10	7	3	0	0	7	3	14	0	L, 20-24	2-4
vs. Oak. (10/24)	0	7	7	0	0	24	14	21	0	0	L, 14-59	2-5
at S.F. (10/31)	0	0	7	9	0	3	0	0	21	0	L, 16-24	2-6
vs. K.C. (11/14)	21	14	7	7	0	0	10	7	12	0	W, 49-29	3-6
at S.D. (11/22)	7	0	0	7	0	7	14	7	7	0	L, 14-35	3-7
vs. Stl. (11/28)	10	3	0	20	0	7	19	7	3	0	L, 33-26	3-8
at K.C. (12/5)	0	3	0	3	0	7	3	0	0	0	L, 6-10	3-9
at Ari. (12/12)	3	0	0	10	0	3	13	3	24	0	L, 13-43	3-10
at Oak. (12/19)	14	3	3	3	0	14	3	6	16	0	L, 23-39	3-11
vs. Hou. (12/26)	0	0	10	14	0	7	10	6	0	0	W, 24-23	4-11
vs. S.D. (1/2)	7	0	7	14	0	0	16	10	7	0	L, 28-33	4-12
TOTALS	**69**	**77**	**78**	**120**	**0**	**85**	**143**	**104**	**139**	**0**	**344-471**	**4-12**

2010 Individual Game-by-Game Statistics — Defense

	D. WILLIAMS					HAGGAN					DAWKINS					HILL				
Game	TT	UT	A	S-Yds	I-Yds	TT	UT	A	S-Yds	I-Yds	TT	UT	A	S-Yds	I-Yds	TT	UT	A	S-Yds	I-Yds
at Jac. (9/12)	11	9	2	0-0	0-0	5	5	0	0-0	0-0	3	3	0	0-0	0-0	3	3	0	0-0	0-0
vs. Sea. (9/19)	4	3	1	.5-1.5	0-0	5	4	1	0-0	0-0	8	6	2	0-0	1-(-2)	3	2	1	0-0	0-0
vs. Ind. (9/26)	5	3	2	0-0	0-0	7	5	2	0-0	0-0	4	3	1	0-0	0-0	5	5	0	0-0	0-0
at Ten. (10/3)	10	8	2	1-1	0-0	4	3	1	0-0	0-0	4	4	0	1-5	0-0	3	2	1	0-0	0-0
at Bal. (10/10)	15	10	5	0-0	0-0	8	4	4	0-0	0-0	8	5	3	0-0	0-0	7	4	3	0-0	0-0
vs. NYJ (10/17)	11	8	3	1-5	0-0	6	4	2	0-0	0-0	INACTIVE					2	1	1	0-0	0-0
vs. Oak. (10/24)	7	7	0	1-12	0-0	8	7	1	0-0	0-0	INACTIVE					7	6	1	0-0	0-0
at S.F. (10/31)	9	9	0	0-0	0-0	8	8	0	0-0	0-0	6	6	0	0-0	0-0	2	2	0	0-0	0-0
vs. K.C. (11/14)	2	2	0	0-0	0-0	6	6	0	3-32	0-0	6	5	1	0-0	0-0	1	1	0	0-0	0-0
at S.D. (11/22)	5	4	1	0-0	0-0	4	4	0	0-0	0-0	5	3	2	0-0	0-0	4	4	0	0-0	0-0
vs. Stl. (11/28)	8	4	4	0-0	0-0	3	3	0	1-0	0-0	6	5	1	0-0	0-0	4	3	1	0-0	0-0
at K.C. (12/5)	9	7	2	0-0	0-0	3	3	0	1-13	0-0	INACTIVE					5	5	0	0-0	0-0
at Ari. (12/12)	8	6	2	0-0	0-0	3	3	0	0-0	0-0	INACTIVE					4	4	0	0-0	0-0
at Oak. (12/19)	8	7	1	0-0	0-0	7	6	1	0-0	0-0	INACTIVE					3	2	1	0-0	1-36
vs. Hou. (12/26)	4	4	0	0-0	0-0	1	1	0	0-0	0-0	9	8	1	0-0	0-0	6	6	0	0-0	0-0
vs. S.D. (1/2)	3	3	0	2-9	0-0	9	9	0	0-0	0-0	7	7	0	1-7	0-0	4	4	0	0-0	1-31
TOTALS	**119**	**94**	**25**	**5-28.5**	**0-0**	**87**	**75**	**12**	**5-45**	**0-0**	**66**	**55**	**11**	**2-12**	**1-(-2)**	**63**	**54**	**9**	**0-0**	**2-67**

	HUNTER					COX					JONES					J. WILLIAMS				
Game	TT	UT	A	S-Yds	I-Yds	TT	UT	A	S-Yds	I-Yds	TT	UT	A	S-Yds	I-Yds	TT	UT	A	S-Yds	I-Yds
at Jac. (9/12)	5	4	1	0-0	0-0	0	0	0	0-0	0-0	4	4	0	0-0	0-0	2	2	0	0-0	0-0
vs. Sea. (9/19)	3	3	0	0-0	0-0	1	1	0	0-0	1-15	6	6	0	0-0	0-0	1	1	0	0-0	0-0
vs. Ind. (9/26)	1	0	1	0-0	0-0	2	2	0	0-0	0-0	7	6	1	0-0	0-0	4	3	1	0-0	0-0
at Ten. (10/3)	4	4	0	0-0	0-0	5	5	0	0-0	0-0	1	1	0	0-0	0-0	1	1	0	0-0	0-0
at Bal. (10/10)	9	6	3	1-14	0-0	6	5	1	0-0	0-0	4	4	0	0-0	0-0	2	1	1	0-0	0-0
vs. NYJ (10/17)	2	2	0	0-0	1-14	7	7	0	0-0	0-0	7	6	1	0-0	0-0	3	2	1	0-0	0-0
vs. Oak. (10/24)	6	6	0	1-12	0-0	2	2	0	0-0	0-0	6	5	1	0-0	0-0	8	4	4	0-0	0-0
at S.F. (10/31)	5	5	0	0-0	0-0	INACTIVE					1	1	0	0-0	0-0	0	0	0	0-0	0-0
vs. K.C. (11/14)	1	1	0	1-4	0-0	4	4	0	0-0	0-0	2	2	0	0-0	0-0	1	1	0	0-0	0-0
at S.D. (11/22)	5	2	3	0-0	0-0	4	4	0	0-0	0-0	1	0	1	0-0	0-0	3	0	3	0-0	0-0
vs. Stl. (11/28)	5	3	2	0-0	0-0	3	3	0	0-0	0-0	6	4	2	0-0	0-0	8	5	3	0-0	0-0
at K.C. (12/5)	5	5	0	0-0	0-0	8	8	0	0-0	0-0	2	1	1	0-0	0-0	2	0	2	0-0	0-0
at Ari. (12/12)	3	2	1	0-0	0-0	3	3	0	0-0	0-0	0	0	0	0-0	0-0	2	2	0	0-0	0-0
at Oak. (12/19)	3	3	0	0-0	0-0	1	1	0	0-0	0-0	1	0	1	0-0	0-0	3	2	1	0-0	0-0
vs. Hou. (12/26)	1	1	0	0-0	0-0	2	2	0	0-0	0-0	1	1	0	0-0	0-0	4	4	0	0-0	0-0
vs. S.D. (1/2)	0	0	0	0-0	0-0	7	7	0	0-0	0-0	2	2	0	0-0	0-0	3	3	0	0-0	0-0
TOTALS	**58**	**47**	**11**	**3-30**	**1-14**	**55**	**54**	**1**	**0-0**	**1-15**	**51**	**43**	**8**	**0-0**	**0-0**	**47**	**31**	**16**	**0-0**	**0-0**

	BAILEY					VICKERSON					AYERS					M. THOMAS				
Game	TT	UT	A	S-Yds	I-Yds	TT	UT	A	S-Yds	I-Yds	TT	UT	A	S-Yds	I-Yds	TT	UT	A	S-Yds	I-Yds
at Jac. (9/12)	2	2	0	0-0	0-0	1	1	0	0-0	0-0	5	4	1	1-5	0-0	2	2	0	0-0	0-0
vs. Sea. (9/19)	1	0	1	0-0	1-0	1	1	0	0-0	0-0	3	1	2	.5-1.5	0-0	1	1	0	0-0	0-0
vs. Ind. (9/26)	4	4	0	0-0	0-0	2	1	1	0-0	0-0	4	3	1	0-0	0-0	1	0	1	0-0	0-0
at Ten. (10/3)	1	1	0	0-0	0-0	6	3	3	0-0	0-0	5	4	1	0-0	0-0	1	1	0	0-0	0-0
at Bal. (10/10)	2	1	1	0-0	0-0	5	3	2	0-0	0-0	2	2	0	0-0	0-0	4	4	0	0-0	0-0
vs. NYJ (10/17)	4	3	1	0-0	0-0	1	1	0	0-0	0-0	INACTIVE					2	2	0	1-3	0-0
vs. Oak. (10/24)	1	1	0	0-0	0-0	1	0	1	0-0	0-0	INACTIVE					10	7	3	0-0	0-0
at S.F. (10/31)	5	5	0	0-0	0-0	INACTIVE					INACTIVE					4	4	0	0-0	0-0
vs. K.C. (11/14)	10	9	1	0-0	0-0	4	4	0	0-0	0-0	INACTIVE					2	2	0	0-0	0-0
at S.D. (11/22)	3	3	0	0-0	1-0	6	5	1	0-0	0-0	INACTIVE					2	2	0	0-0	0-0
vs. Stl. (11/28)	3	3	0	0-0	0-0	3	3	0	1-0	0-0	2	2	0	0-0	0-0	0	0	0	0-0	0-0
at K.C. (12/5)	4	4	0	1-9	0-0	3	2	1	0-0	0-0	4	3	1	0-0	0-0	2	0	2	0-0	0-0
at Ari. (12/12)	3	3	0	0-0	0-0	5	5	0	0-0	0-0	4	4	0	0-0	0-0	3	3	0	0-0	0-0
at Oak. (12/19)	2	2	0	0-0	0-0	1	1	0	0-0	1-4	5	5	0	0-0	0-0	2	2	0	0-0	0-0
vs. Hou. (12/26)	0	0	0	0-0	0-0	2	2	0	0-0	0-0	1	0	1	0-0	0-0	0	0	0	0-0	0-0
vs. S.D. (1/2)	INACTIVE					1	1	0	1-4	0-0	4	4	0	0-0	0-0	0	0	0	0-0	0-0
TOTALS	**45**	**41**	**4**	**1-9**	**2-0**	**42**	**33**	**9**	**2-4**	**1-4**	**39**	**32**	**7**	**1.5-6.5**	**0-0**	**36**	**30**	**6**	**1-3**	**0-0**

2010 Individual Game-by-Game Statistics — Defense

	BANNAN					MAYS					WOODYARD					FIELDS				
Game	**TT**	**UT**	**A**	**S-Yds**	**I-Yds**	**TT**	**UT**	**A**	**S-Yds**	**I-Yds**	**TT**	**UT**	**A**	**S-Yds**	**I-Yds**	**TT**	**UT**	**A**	**S-Yds**	**I-Yds**
at Jac. (9/12)	0	0	0	0-0	0-0	0	0	0	0-0	0-0	0	0	0	0-0	0-0	0	0	0	0-0	0-0
vs. Sea. (9/19)	1	1	0	0-0	0-0	0	0	0	0-0	0-0	INACTIVE					2	1	1	0-0	0-0
vs. Ind. (9/26)	2	0	2	0-0	0-0	0	0	0	0-0	0-0	0	0	0	0-0	0-0	0	0	0	0-0	0-0
at Ten. (10/3)	4	1	3	0-0	0-0	0	0	0	0-0	0-0	INACTIVE					2	0	2	0-0	0-0
at Bal. (10/10)	5	5	0	0-0	0-0	0	0	0	0-0	0-0	0	0	0	0-0	0-0	1	1	0	0-0	0-0
vs. NYJ (10/17)	1	1	0	0-0	0-0	1	1	0	0-0	0-0	INACTIVE					1	1	0	0-0	0-0
vs. Oak. (10/24)	3	1	2	0-0	0-0	3	3	0	0-0	0-0	INACTIVE					0	0	0	0-0	0-0
at S.F. (10/31)	1	1	0	0-0	0-0	0	0	0	0-0	0-0	0	0	0	0-0	0-0	3	3	0	0-0	0-0
vs. K.C. (11/14)	3	3	0	0-0	0-0	7	7	0	0-0	0-0	0	0	0	0-0	0-0	2	1	1	0-0	0-0
at S.D. (11/22)	3	2	1	0-0	0-0	9	6	3	0-0	0-0	6	4	2	0-0	0-0	1	1	0	0-0	0-0
vs. Stl. (11/28)	1	1	0	0-0	0-0	7	6	1	0-0	0-0	0	0	0	0-0	0-0	1	1	0	0-0	0-0
at K.C. (12/5)	1	1	0	0-0	0-0	4	3	1	0-0	0-0	1	1	0	0-0	0-0	3	2	1	0-0	0-0
at Ari. (12/12)	2	1	1	0-0	0-0	IR - 12/5/10					1	1	0	0-0	0-0	1	0	1	0-0	0-0
at Oak. (12/19)	3	3	0	0-0	0-0	INJURED RESERVE					1	1	0	0-0	0-0	3	1	2	0-0	0-0
vs. Hou. (12/26)	2	2	0	0-0	0-0	INJURED RESERVE					9	8	1	0-0	0-0	0	0	0	0-0	0-0
vs. S.D. (1/2)	3	2	1	0-0	0-0	INJURED RESERVE					5	5	0	1-10	0-0	2	2	0	0-0	0-0
TOTALS	**35**	**25**	**10**	**0-0**	**0-0**	**31**	**26**	**5**	**0-0**	**0-0**	**23**	**20**	**3**	**1-10**	**0-0**	**22**	**14**	**8**	**0-0**	**0-0**

	McBEAN					GOODMAN					McBATH					BRUTON				
Game	**TT**	**UT**	**A**	**S-Yds**	**I-Yds**	**TT**	**UT**	**A**	**S-Yds**	**I-Yds**	**TT**	**UT**	**A**	**S-Yds**	**I-Yds**	**TT**	**UT**	**A**	**S-Yds**	**I-Yds**
at Jac. (9/12)	2	2	0	0-0	0-0	1	1	0	0-0	0-0	INACTIVE					0	0	0	0-0	0-0
vs. Sea. (9/19)	0	0	0	0-0	0-0	1	1	0	0-0	0-0	INACTIVE					0	0	0	0-0	0-0
vs. Ind. (9/26)	2	1	1	0-0	0-0	INACTIVE					5	5	0	0-0	0-0	0	0	0	0-0	0-0
at Ten. (10/3)	0	0	0	0-0	0-0	INACTIVE					0	0	0	0-0	0-0	0	0	0	0-0	0-0
at Bal. (10/10)	1	1	0	0-0	0-0	0	0	0	0-0	0-0	1	1	0	0-0	0-0	0	0	0	0-0	0-0
vs. NYJ (10/17)	1	0	1	0-0	0-0	INACTIVE					INACTIVE					0	0	0	0-0	0-0
vs. Oak. (10/24)	1	0	1	0-0	0-0	INACTIVE					INACTIVE					0	0	0	0-0	0-0
at S.F. (10/31)	2	2	0	0-0	0-0	3	3	0	0-0	0-0	INACTIVE					0	0	0	0-0	0-0
vs. K.C. (11/14)	0	0	0	0-0	0-0	INACTIVE					4	4	0	0-0	0-0	0	0	0	0-0	0-0
at S.D. (11/22)	3	1	2	0-0	0-0	INACTIVE					0	0	0	0-0	0-0	0	0	0	0-0	0-0
vs. Stl. (11/28)	2	1	1	0-0	0-0	INACTIVE					INACTIVE					0	0	0	0-0	0-0
at K.C. (12/5)	3	3	0	0-0	0-0	INACTIVE					INACTIVE					6	5	1	0-0	0-0
at Ari. (12/12)	0	0	0	0-0	0-0	1	1	0	0-0	0-0	INACTIVE					6	5	1	0-0	0-0
at Oak. (12/19)	0	0	0	0-0	0-0	3	3	0	0-0	0-0	5	5	0	0-0	0-0	2	2	0	0-0	0-0
vs. Hou. (12/26)	0	0	0	0-0	0-0	4	4	0	0-0	0-0	INACTIVE					0	0	0	0-0	0-0
vs. S.D. (1/2)	1	1	0	0-0	0-0	4	4	0	0-0	0-0	0	0	0	0-0	0-0	0	0	0	0-0	0-0
TOTALS	**18**	**12**	**6**	**0-0**	**0-0**	**17**	**17**	**0**	**0-0**	**0-0**	**15**	**15**	**0**	**0-0**	**0-0**	**14**	**12**	**2**	**0-0**	**0-0**

	THOMPSON					MOSS					VAUGHN					McCARTHY				
Game	**TT**	**UT**	**A**	**S-Yds**	**I-Yds**	**TT**	**UT**	**A**	**S-Yds**	**I-Yds**	**TT**	**UT**	**A**	**S-Yds**	**I-Yds**	**TT**	**UT**	**A**	**S-Yds**	**I-Yds**
at Jac. (9/12)	INACTIVE					0	0	0	0-0	0-0	0	0	0	0-0	0-0	PRACTICE SQUAD				
vs. Sea. (9/19)	INACTIVE					2	1	1	0-0	0-0	2	2	0	0-0	0-0	PRACTICE SQUAD				
vs. Ind. (9/26)	0	0	0	0-0	0-0	0	0	0	0-0	0-0	0	0	0	0-0	0-0	PRACTICE SQUAD				
at Ten. (10/3)	0	0	0	0-0	0-0	0	0	0	0-0	0-0	0	0	0	0-0	0-0	PRACTICE SQUAD				
at Bal. (10/10)	INACTIVE					0	0	0	0-0	0-0	0	0	0	0-0	0-0	PRACTICE SQUAD				
vs. NYJ (10/17)	1	1	0	0-0	1-18	0	0	0	0-0	0-0	0	0	0	0-0	0-0	0	0	0	0-0	0-0
vs. Oak. (10/24)	0	0	0	0-0	0-0	0	0	0	0-0	0-0	1	1	0	0-0	0-0	0	0	0	0-0	0-0
at S.F. (10/31)	1	0	1	0-0	0-0	0	0	0	0-0	0-0	0	0	0	0-0	0-0	0	0	0	0-0	0-0
vs. K.C. (11/14)	1	0	1	0-0	0-0	1	1	0	0-0	0-0	INACTIVE					INACTIVE				
at S.D. (11/22)	0	0	0	0-0	0-0	NOT WITH TEAM					INACTIVE					1	1	0	0-0	0-0
vs. Stl. (11/28)	2	1	1	0-0	0-0	NOT WITH TEAM					0	0	0	0-0	0-0	0	0	0	0-0	0-0
at K.C. (12/5)	0	0	0	0-0	0-0	NOT WITH TEAM					0	0	0	0-0	0-0	0	0	0	0-0	0-0
at Ari. (12/12)	3	3	0	0-0	0-0	NOT WITH TEAM					0	0	0	0-0	0-0	0	0	0	0-0	0-0
at Oak. (12/19)	1	1	0	0-0	0-0	NOT WITH TEAM					INACTIVE					0	0	0	0-0	0-0
vs. Hou. (12/26)	0	0	0	0-0	1-2	NOT WITH TEAM					0	0	0	0-0	0-0	IR - 12/13/10				
vs. S.D. (1/2)	1	1	0	0-0	0-0	NOT WITH TEAM					0	0	0	0-0	0-0	INJURED RESERVE				
TOTALS	**10**	**7**	**3**	**0-0**	**2-20**	**3**	**2**	**1**	**0-0**	**0-0**	**3**	**3**	**0**	**0-0**	**0-0**	**1**	**1**	**0**	**0-0**	**0-0**

LB Kevin Alexander: *1 solo tackle at K.C. (12/5);* ***WR Eddie Royal:*** *1 solo tackle at S.D. (11/22).*

The Last Time It Happened...

(Reflects the last time each individual statistic occurred)
(**2010 performances boldfaced**; *Super Bowl performances in Italics*)

100 YARDS RUSHING:
Broncos: **Knowshon Moreno, 23-161, at Kansas City, 12/5/10**
Playoffs: *Terrell Davis, 25-102, vs. Atlanta, 1/31/99*
Opponents: **Ryan Matthews, 26-120, vs. San Diego, 1/2/11**
Playoffs: Jamal Lewis, 30-110, 2 TD, at Baltimore, 12/31/00

200 YARDS RUSHING:
Broncos: Clinton Portis, 22-218, 5 TD, vs. Kansas City, 12/7/03
Playoffs: Has never happened
Opponents: Jamaal Charles, 25-259, 2 TD, vs. Kansas City, 1/3/10
Playoffs: *Tim Smith, 23-204, 2TD, vs. Washington, 1/31/88*

TWO 100-YARD RUSHERS:
Broncos: Mike Anderson (126) and Tatum Bell (107), vs. Philadelphia, 10/30/05
Playoffs: Terrell Davis (184) and Derek Loville (103), vs. Jacksonville, 12/27/97
Opponents: Curt Warner (126) and John L. Williams (109), at Seattle, 12/11/88
Playoffs: Has never happened

100-YARD RUSHER AND 100-YARD RECEIVER:
Broncos: Selvin Young (156) and Brandon Marshall (115), vs. Kansas City, 12/9/07
Playoffs: *Terrell Davis (102) and Rod Smith (152), vs. Atlanta, 1/31/99*
Opponents: R. Grant (104 rush), G. Jennings (141 rec.) and J. Jones (107 rec.), vs. G.B., 10/29/07 - OT
Playoffs: *Tim Smith (204) and Ricky Sanders (193), vs. Washington, 1/31/88*

100-YARD RUSHER AND TWO 100-YARD RECEIVERS:
Broncos: Mike Anderson (103), Rod Smith (111) and Ed McCaffrey (129), vs. Cleveland, 10/15/00
Playoffs: Has never happened
Opponents: Ryan Grant (104), Greg Jennings (141) and James Jones (107) vs. Green Bay, 10/29/07 - OT
Playoffs: Has never happened

100-YARD RUSHER, 300-YARD PASSER, 100-YARD RECEIVER:
Broncos: Travis Henry (139), Jay Cutler (304), Javon Walker (119), at Buffalo, 9/9/07
Playoffs: *Terrell Davis (102), John Elway (336), Rod Smith (152), vs. Atlanta, 1/31/99*
Opponents: R. Grant (104 rush), B. Favre (331 pass), G. Jennings (141 rec.), J. Jones (107 rec.) vs. G.B., 10/29/07 - OT
Playoffs: *Tim Smith (204), Doug Williams (340), Ricky Sanders (193), vs. Washington, 1/31/88*

100-YARD RUSHER, 300-YARD PASSER AND TWO 100-YARD RECEIVERS:
Broncos: M. Anderson (103), B. Griese (336), R. Smith (111) and E. McCaffrey (129), vs. Cle., 10/15/00
Playoffs: Has never happened
Opponents: R. Grant (104 rush), B. Favre (331 pass), G. Jennings (141 rec.), J. Jones (107 rec.) vs. G.B., 10/29/07 - OT
Playoffs: Has never happened

100-YARD RUSHER AND 300-YARD PASSER:
Broncos: Peyton Hillis (129) and Jay Cutler (357), at N.Y. Jets, 11/30/08
Playoffs: *Terrell Davis (102) and John Elway (336), vs. Atlanta, 1/31/99*
Opponents: **Ryan Matthews (120) and Philip Rivers (313), vs. San Diego, 1/2/11**
Playoffs: *Tim Smith (204) and Doug Williams (340), vs. Washington, 1/31/88*

100-YARD RECEIVER AND 300-YARD PASSER:
Broncos: **Brandon Lloyd (111) and Tim Tebow (308), vs. Houston, 12/26/10**
Playoffs: *Rod Smith (152) and John Elway (336), vs. Atlanta, 1/31/99*
Opponents: **Austin Collie (171) and Peyton Manning (325), vs. Indianapolis, 9/26/10**
Playoffs: Deion Branch (153) and Tom Brady (341), vs. New England, 1/14/06

TWO 100-YARD RECEIVERS AND 300-YARD PASSER:
Broncos: **Brandon Lloyd (115), Eddie Royal (113) and Kyle Orton (341), at Tennessee 10/3/10**
Playoffs: Has never happened
Opponents: Greg Jennings (141), James Jones (107) and Brett Favre (331), vs. Green Bay, 10/29/07 - OT
Playoffs: Reggie Wayne (221), Dallas Clark (112) and Peyton Manning (458), at Indianapolis, 1/9/05

THREE 100-YARD RECEIVERS AND 300-YARD PASSER:
Broncos: Has never happened
Playoffs: Has never happened
Opponents: M. Faulk (100), T. Holt (103), A. Hakim (116) and K. Warner (441), vs. St. Louis, 9/4/00
Playoffs: Has never happened

TWO RUSHING TOUCHDOWNS:
Broncos: Knowshon Moreno, 14-50, 2 TD, vs. Kansas City, 1/3/10
Playoffs: Mike Anderson, 19-69, 2 TD, vs. New England, 1/14/06
Opponents: **Ryan Matthews, 26-120, 3 TD, vs. San Diego, 1/2/11**
Playoffs: Jamal Lewis, 30-110, 2 TD, at Baltimore, 12/31/00

THREE RUSHING TOUCHDOWNS:
Broncos: Tatum Bell, 17-52, 3 TD, at San Diego, 12/31/05
Playoffs: *Terrell Davis, 30-157, 3 TD, vs. Green Bay, 1/25/98*
Opponents: **Ryan Matthews, 26-120, 3 TD, vs. San Diego, 1/2/11**
Playoffs: Napoleon McCallum, 13-81, 3 TD, at L.A. Raiders, 1/9/94

FOUR RUSHING TOUCHDOWNS:
Broncos: Clinton Portis, 22-218, 5 TD, vs. Kansas City, 12/7/03
Playoffs: Has never happened
Opponents: Curt Warner, 23-126, 4 TD, at Seattle, 12/11/88
Playoffs: Has never happened

THE LAST TIME IT HAPPENED... (CONT.)

FIVE RUSHING TOUCHDOWNS:
Broncos: Clinton Portis, 22-218, 5 TD, vs. Kansas City, 12/7/03
Playoffs: Has never happened
Opponents: Has never happened
Playoffs: Has never happened

300 YARDS PASSING:
Broncos: **Tim Tebow, 16-29, 308 yds., 1 TD, 1 INT, vs. Houston, 12/26/10**
Playoffs: *John Elway, 18-29, 336 yds., 1 TD, 1 INT, vs. Atlanta, 1/31/99*
Opponents: **Philip Rivers, 21-37, 313 yds., 0 TD, 1 INT, vs. San Diego, 1/2/11**
Playoffs: Tom Brady, 20-36, 341 yds., 1 TD, 2 INT, vs. New England, 1/14/06

400 YARDS PASSING:
Broncos: **Kyle Orton, 37-57, 476 yds., 1 TD, 1 INT, vs. Indianapolis, 9/26/10**
Playoffs: Has never happened
Opponents: **Matt Cassel, 33-53, 469 yds., 4 TD, 0 INT, vs. Kansas City, 11/14/10**
Playoffs: Peyton Manning, 27-33, 458 yds., 4 TD, 1 INT, at Indianapolis, 1/9/05

THREE TOUCHDOWN PASSES:
Broncos: **Kyle Orton, 24-41, 347 yds., 3 TD, 0 INT, vs. St. Louis, 11/28/10**
Playoffs: John Elway, 29-47, 302 yds., 3 TD, 1 INT, at L.A. Raiders, 1/9/94
Opponents: **Sam Bradford, 22-37, 308 yds., 3 TD, 0 INT, vs. St. Louis, 11/28/10**
Playoffs: Peyton Manning, 27-33, 458 yds., 4 TD, 1 INT, at Indianapolis, 1/9/05

FOUR TOUCHDOWN PASSES:
Broncos: **Kyle Orton, 22-34, 296 yds., 4 TD, 0 INT, vs. Kansas City, 11/14/10**
Playoffs: Has never happened
Opponents: **Philip Rivers, 15-24, 233 yds., 4 TD, 1 INT, at San Diego, 11/22/10**
Playoffs: Peyton Manning, 27-33, 458 yds., 4 TD, 1 INT, at Indianapolis, 1/9/05

FIVE TOUCHDOWN PASSES:
Broncos: Gus Frerotte, 36-58, 462 yds., 5 TD, 4 INT, vs. San Diego, 11/19/00
Playoffs: Has never happened
Opponents: John Hadl, 21-35, 325 yds., 5 TD, vs. San Diego, 12/1/68
Playoffs: Peyton Manning, 22-26, 377 yds., 5 TD, 0 INT, at Indianapolis, 1/4/04

SIX TOUCHDOWN PASSES:
Broncos: Has never happened
Playoffs: Has never happened
Opponents: Len Dawson, 23-38, 435 yds., 6 TD, 0 INT, at Kansas City, 11/1/64
Playoffs: Has never happened

100 YARDS RECEIVING:
Broncos: **Brandon Lloyd 5-111 vs. Houston, 12/26/10**
Playoffs: *Rod Smith, 5-152, 1 TD, vs. Atlanta, 1/31/99*
Opponents: **Patrick Crayton, 3-105, at San Diego, 11/22/10**
Playoffs: Deion Branch, 8-153, vs. New England, 1/14/06

200 YARDS RECEIVING:
Broncos: Jabar Gaffney, 14-213, vs. Kansas City, 1/3/10
Playoffs: Has never happened
Opponents: Torrance Small, 6-200, 2 TD, vs. New Orleans, 12/24/94
Playoffs: Reggie Wayne, 10-221, 2 TD, at Indianapolis, 1/9/05

TWO 100-YARD RECEIVERS:
Broncos: **Brandon Lloyd (115), Eddie Royal (113) at Tennessee, 10/3/10**
Playoffs: Has never happened
Opponents: Greg Jennings (141) and James Jones (107), vs. Green Bay, 10/29/07 - OT
Playoffs: Reggie Wayne (221) and Dallas Clark (112), at Indianapolis, 1/9/05

TWO RECEIVING TOUCHDOWNS:
Broncos: **Brandon Lloyd, 4-76, 2 TD, vs. St. Louis, 11/28/10**
Playoffs: Clarence Kay, 3-57, 2 TD, vs. Houston, 1/10/88
Opponents: **Billy Bajema, 3-32, 2 TD, vs. St. Louis, 11/28/10**
Playoffs: Reggie Wayne, 10-221, 2 TD, at Indianapolis, 1/9/05

THREE RECEIVING TOUCHDOWNS:
Broncos: Shannon Sharpe, 7-101, 3 TD, vs. San Diego, 11/16/03
Playoffs: Has never happened
Opponents: Dallas Clark, 5-43, 3 TD, at Indianapolis, 12/13/09
Playoffs: *Jerry Rice, 7-148, 3 TD, vs. San Francisco, 1/28/90*

FOUR RECEIVING TOUCHDOWNS:
Broncos: Has never happened
Playoffs: Has never happened
Opponents: Lance Alworth, 9-171, 4 TD, vs. San Diego, 12/1/68
Playoffs: Has never happened

TWO INTERCEPTIONS:
Broncos: Brian Dawkins, 2, at Indianapolis, 12/13/09
Playoffs: *Darrien Gordon, 2, vs. Atlanta, 1/31/99*
Opponents: Derrick Johnson, 2, vs. Kansas City, 1/3/10
Playoffs: David Macklin, 2, at Indianapolis, 1/4/04

THREE INTERCEPTIONS:
Broncos: Deltha O'Neal, 4, vs. Kansas City, 10/7/01
Playoffs: Has never happened
Opponents: Mark Kelso, 3, at Buffalo, 12/12/92
Playoffs: Has never happened

FOUR INTERCEPTIONS:
Broncos: Deltha O'Neal, 4, vs. Kansas City, 10/7/01
Playoffs: Has never happened
Opponents: Has never happened
Playoffs: Has never happened

TWO SACKS:
Broncos: **D.J. Williams, 2, vs. San Diego, 1/2/11**
Playoffs: Neil Smith (2) and Alfred Williams (2), at Kansas City, 1/4/98
Opponents: **Shaun Phillips, 2, at San Diego, 11/22/10**
Playoffs: Brett Keisel, 2, vs. Pittsburgh, 1/22/06

THREE SACKS:
Broncos: **Mario Haggan, 3, vs. Kansas City, 11/14/10**
Playoffs: Has never happened
Opponents: Tamba Hali, 3, at Kansas City, 12/6/09
Playoffs: Michael McCrary, 3, at Baltimore, 12/31/00

FOUR SACKS:
Broncos: Elvis Dumervil, 4, vs. Cleveland, 9/20/09
Playoffs: Has never happened
Opponents: Michael Sinclair, 4, at Seattle, 9/8/96
Playoffs: Has never happened

TWO OPPONENT FUMBLE RECOVERIES:
Broncos: Elvis Dumervil, 2, vs. Minnesota, 12/30/07 - OT
Playoffs: Has never happened
Opponents: Glenn Dorsey, 2, at Kansas City, 12/6/09
Playoffs: *Randy Hughes, 2, vs. Dallas, 1/15/78*

SHUTOUT ON ROAD:
by Broncos: Denver 12, at Cleveland 0, 9/27/92
Playoffs: Has never happened
by Opponents: at L.A. Raiders 24, Denver 0, 11/22/92
Playoffs: Has never happened

SHUTOUT AT HOME:
by Broncos: at Denver 27, N.Y. Jets 0, 11/20/05
Playoffs: Has never happened
by Opponents: Has never happened
Playoffs: Has never happened

OVERTIME WIN AWAY FROM DENVER:
Broncos: Denver 24, at Dallas 21, 11/24/05
Playoffs: Denver 23, at Cleveland 20, 1/11/87
Opponents: at Chicago 37, Denver 34, 11/25/07
Playoffs: Has never happened
TIE: Denver 17, at Green Bay 17, 9/20/87

OVERTIME WIN IN DENVER:
Broncos: at Denver 20, New England 17, 10/11/09
Playoffs: Has never happened
Opponents: Green Bay 19, at Denver 13, 10/29/07
Playoffs: Has never happened
TIE: at Denver 35, Pittsburgh 35, 9/22/74

40 POINTS:
Broncos: **at Denver 49, Kansas City 13, 11/14/10**
Playoffs: at Denver 42, Jacksonville 17, 12/27/97
Opponents: **at Arizona 43, Denver 13, 12/12/10**
Playoffs: at Indianapolis 49, Denver 24, 1/9/05

50 POINTS:
Broncos: at Denver 50, San Diego 34, 10/6/63
Playoffs: Has never happened
Opponents: **Oakland 59, at Denver 14, 10/24/10**
Playoffs: *San Francisco 55, Denver 10, 1/28/90*

TWO-POINT CONVERSION:
Broncos: Jay Cutler run, at San Diego, 12/28/08
Playoffs: Terrell Davis run, vs. Jacksonville, 1/4/97
Opponents: Philip Rivers pass to Legedu Naanee, vs. San Diego, 9/14/08
Playoffs: Has never happened

THREE FIELD GOALS:
Broncos: **Steven Hauschka, 3, at Oakland, 12/19/10**
Playoffs: Jason Elam, 3, vs. N.Y. Jets, 1/17/99
Opponents: **Nate Kaeding, 4, vs. San Diego, 1/2/11**
Playoffs: Mike Hollis, vs. Jacksonville, 1/4/97

THE LAST TIME IT HAPPENED... (CONT.)

FOUR FIELD GOALS:
Broncos: **Matt Prater, 4, at Tennessee, 10/3/10**
Playoffs: Has never happened
Opponents: **Nate Kaeding, 4, vs. San Diego, 1/2/11**
Playoffs: Has never happened

FIVE FIELD GOALS:
Broncos: Jason Elam, 5, vs. Miami, 10/13/02
Playoffs: Has never happened
Opponents: **Jay Feely, 5, at Arizona, 12/12/10**
Playoffs: Has never happened

SIX FIELD GOALS:
Broncos: Has never happened
Playoffs: Has never happened
Opponents: Jeff Wilkins, 6, at St. Louis, 9/10/06
Playoffs: Has never happened

PUNT RETURN FOR A TOUCHDOWN:
Broncos: Eddie Royal, 71 yds., at San Diego, 10/19/09
Playoffs: Has never happened
Opponents: Darren Sproles, 77 yds., at San Diego, 10/19/09
Playoffs: Has never happened

KICKOFF RETURN FOR A TOUCHDOWN:
Broncos: **Cassius Vaughn, 97 yds., vs. San Diego, 1/2/11**
Playoffs: Has never happened
Opponents: **Marc Mariani, at Tennessee, 10/3/10**
Playoffs: *Tim Dwight, 94 yds., vs. Atlanta, 1/31/99*

INTERCEPTION RETURN FOR A TOUCHDOWN:
Broncos: Champ Bailey, 70 yds., vs. San Francisco, 12/31/06
Playoffs: Has never happened
Opponents: **Daryl Washington, 40 yds., at Arizona, 12/12/10**
Playoffs: Carlton Bailey, 11 yds., at Buffalo, 1/12/92

FUMBLE RETURN FOR A TOUCHDOWN:
Broncos: **Jason Hunter, 75 yds., vs. Kansas City, 11/14/10**
Playoffs: Neil Smith, 79 yds., vs. Miami, 1/9/99
Opponents: Dewayne White, 3 yds., at Detroit, 11/4/07
Playoffs: Has never happened

MISSED FIELD GOAL RETURN FOR A TOUCHDOWN:
Broncos: Has never happened
Playoffs: Has never happened
Opponents: Chris McAlister, 107 yds., at Baltimore, 9/30/02
Playoffs: Has never happened

BLOCKED PUNT:
Broncos: Tony Scheffler, vs. San Diego, 10/7/07
Playoffs: Has never happened
Opponents: Charles Tillman, at Chicago, 11/25/07
Playoffs: Blake Spence, vs. N.Y. Jets, 1/17/99

BLOCKED PUNT RETURN FOR A TOUCHDOWN:
Broncos: Ian Gold, 12 yds., vs. Oakland, 11/13/00
Playoffs: Has never happened
Opponents: Alex Bannister, 9 yds., at Seattle, 10/14/01
Playoffs: Travis Davis, 29 yds., vs. Jacksonville, 12/27/97

BLOCKED FIELD GOAL:
Broncos: Domonique Foxworth, at New England, 9/24/06
Playoffs: Has never happened
Opponents: Rashean Mathis, at Jacksonville, 10/2/05
Playoffs: Has never happened

BLOCKED FIELD GOAL RETURN FOR A TOUCHDOWN:
Broncos: Louis Wright, 60 yds., vs. San Diego, 11/17/85
Playoffs: Has never happened
Opponents: Cornelius Bennett, 80 yds., at Buffalo, 9/30/90
Playoffs: Has never happened

MISSED POINT-AFTER-TOUCHDOWN ATTEMPT:
Broncos: **Matt Prater (Kick Failed), at San Francisco, 10/31/10**
Playoffs: Jason Elam (Blocked by Clyde Simmons), vs. Jacksonville, 1/4/97
Opponents: **Josh Brown (Kick Failed), vs. St. Louis, 11/28/10**
Playoffs: Has never happened

SAFETY:
Broncos: **Correll Buckhalter tackled in end zone by Quentin Groves, at Oakland, 12/19/10**
Playoffs: Tony Eason sacked in the end zone by Rulon Jones, vs. New England, 1/4/87
Opponents: Andre Hall tackled in end zone by Charles Grant, vs. New Orleans, 9/21/08
Playoffs: Mike Horan runs out of end zone, vs. Cleveland, 1/17/88

2010 INDIVIDUAL LEADERS BY STATISTICAL CATEGORY

Category	Player	AFC Rank	AFC Leader	NFL Rank	NFL Leader
Scoring	Prater — 76	13th	Janikowski, Oak. — 142	28th	Akers, Phi. — 143
Rushing Yards	Moreno — 779	14th	Foster, Hou. — 1,616	24th	Foster, Hou. — 1,616
Passing Yards	Orton — 3,653	6th	Rivers, S.D. — 4,710	10th	Rivers, S.D. — 4,710
Passer Rating	Orton — 87.5	9th	Brady, N.E. — 111.0	15th	Brady, N.E. — 111.0
Receiving Yards	Lloyd — 1,448	1st	Lloyd, Den. — 1,448	1st	Lloyd, Den. — 1,448
Receptions	Lloyd — 77	7th	Wayne, Ind. — 111	T-15th	White, Atl. — 115
Gross Punting Avg	Colquitt — 44.6	5th	Lechler - Oak. — 47.0	11th	McBriar, Dal. — 47.9
Net Punting Avg	Colquitt — 36.6	13th	Lechler, Oak. — 40.8	22nd	McBriar, Dal. — 41.7
Interceptions	Bailey/Hill/Thompson — 2	T-24th	Reed, Bal. — 8	T-58th	Reed, Bal. — 8
Sacks	D. Williams — 5.5	T-22nd	Hali, K.C. — 14.5	T-49th	Ware, Dal. — 15.5
Kickoff Ret. Avg	Decker — 25.3	5th	Reed, Bal. — 29.3	10th	Reed, Bal. — 29.3
Punt Ret. Avg	Royal — 11.9	3rd	Edelman, N.E. — 15.3	6th	Hester, Chi. — 17.1

2010 TEAM AFC AND NFL RANKINGS

OFFENSE

Category	Broncos Total	AFC Rank	AFC Leader	NFL Rank	NFL Leader
Points Per Game	21.5	12th	New England — 32.4	19th	New England — 32.4
Total Yards Per Game	348.9	8th	San Diego — 395.6	13th	San Diego — 395.6
Yards Per Play	5.5	6th	San Diego — 6.1	12th	San Diego — 6.1
Rushing Yards Per Game	96.5	14th	Kansas City — 164.2	26th	Kansas City — 164.2
Net Passing Yds. Per Game	252.4	4th	Indianapolis — 288.1	7th	Indianapolis — 288.1
Interceptions Thrown (fewest)	12	T-5th	New England — 5	T-7th	New England — 5
Sacks (fewest)	40	T-13th	Indianapolis — 16	T-23rd	Ind./NYG — 16
First Downs Per Game	19.3	8th	Indianapolis — 22.9	14th	Indianapolis — 22.9
Third-Down Efficiency	32.4%	16th	New England — 48.2%	28th	New Orleans — 48.9%
Fourth-Down Efficiency	31.6%	15th	Cincinnati — 71.4%	29th	Atlanta — 73.3%
Kickoff Ret. Avg	24.3	3rd	N.Y. Jets — 25.2	7th	Atlanta — 26.5
Punt Ret. Avg	10.4	7th	New England — 13.4	16th	Chicago — 17.1

DEFENSE

Category	Broncos Total	AFC Rank	AFC Leader	NFL Rank	NFL Leader
Points Per Game	29.4	16th	Pittsburgh — 14.5	32nd	Pittsburgh — 14.5
Total Yards Per Game	390.8	16th	San Diego — 271.6	32nd	San Diego — 271.6
Yards Per Play	5.9	14th	Pittsburgh — 4.6	29th	Pittsburgh — 4.6
Rushing Yards Per Game	154.6	15th	Pittsburgh — 62.8	31st	Pittsburgh — 62.8
Net Passing Yds. Per Game	236.3	12th	San Diego — 177.8	25th	San Diego — 177.8
Interceptions Thrown (most)	10	T-15th	New England — 25	T-30th	New England — 25
Sacks (most)	23	16th	Pittsburgh — 48	32nd	Pittsburgh — 48
First Downs Per Game	20.9	12th	San Diego — 15.4	27th	San Diego — 15.4
Third-Down Efficiency	38.3%	9th	Pittsburgh — 33.5%	17th (t)	N.Y. Giants — 31.8%
Fourth-Down Efficiency	62.5%	11th (t)	Cincinnati — 27.3%	25th (t)	San Francisco — 23.1%
Kickoff Ret. Avg	24.7	13th	Cleveland — 17.8	29th	Cleveland — 17.8
Punt Ret. Avg	11.0	14th	Cincinnati — 4.8	24th (t)	Cincinnati — 4.8

2010 Broncos Honors and Awards

By Award

PRO BOWL
CB Champ Bailey
WR Brandon Lloyd

ASSOCIATED PRESS ALL-PRO TEAM (SECOND TEAM)
WR Brandon Lloyd

***SPORTING NEWS* ALL-ROOKIE TEAM**
OL Zane Beadles

PEPSI NFL ROOKIE OF THE WEEK
Wk. 10 (11/14) — QB Tim Tebow
Wk. 16 (12/26) — QB Tim Tebow

FEDEX AIR NFL PLAYER OF THE WEEK
Wk. 4 (10/3) — QB Kyle Orton

WALTER PAYTON NFL MAN OF THE YEAR NOMINEE
LB Wesley Woodyard

ED BLOCK COURAGE AWARD NOMINEE
T Ryan Clady

DARRENT WILLIAMS GOOD GUY AWARD
OLB Mario Haggan

USA FOOTBALL/NFLPA ALL-FUNDAMENTALS TEAM
CB Champ Bailey

By Individual

CB CHAMP BAILEY
Pro Bowl
USA Football/NFLPA All-Fundamentals Team

OL ZANE BEADLES
All-Rookie (*The Sporting News*)

T RYAN CLADY
Ed Block Courage Award nominee

OLB MARIO HAGGAN
Darrent Williams Good Guy Award

WR BRANDON LLOYD
Pro Bowl
All-Pro (Associated Press, 2nd team)

QB KYLE ORTON
FedEx Air NFL Player of the Week — Wk. 4

QB TIM TEBOW
Pepsi NFL Rookie of the Week — Wk. 10
Pepsi NFL Rookie of the Week — Wk. 16

LB WESLEY WOODYARD
Walter Payton NFL Man of the Year nominee



1 Jacksonville 24, Denver 17

Sunday, Sept. 12, 2010 • 1:03 p.m. EDT • EverBank Field • Jacksonville, Fla.

WEATHER: Rain, 90º, Wind W 10 mph • **TIME:** 3:26 • **ATTENDANCE:** 63,636

The Denver Broncos opened the season on the road for the sixth consecutive year, falling to 3-3 in those games with a 24-17 loss to the Jacksonville Jaguars in front of 63,636 fans at EverBank Field.

With a game-time temperature of 90 degrees and a heat index near 98 degrees, the teams traded scores the entire game until the Jaguars' go-ahead touchdown midway through the fourth quarter provided the winning margin.

Broncos quarterback Kyle Orton completed 21-of-33 passes for 295 yards with one touchdown and one interception for an 89.5 passer rating. He nearly accounted for a second passing score which would have tied the game with 4:41 remaining, but wide receiver Brandon Lloyd was unable to get both feet inbounds on the fourth-down play in the corner of the end zone.

Lloyd (5-117) and wide receiver Eddie Royal (8-98) accounted for 215 receiving yards and Jabar Gaffney opened Denver's scoring with an 8-yard touchdown from Orton, but the Broncos' aerial assault was trumped by Jaguars quarterback David Garrard, who completed 16-of-21 passes for 170 yards with three touchdowns (138.9 rtg.), and running back Maurice Jones-Drew, who accounted for 98 yards on 23 carries (4.3 avg.).

The game was a defensive battle for most of the first half, as neither team scored until the final minute of the second quarter. Garrard and the Jaguars' offense struck first as the quarterback hit tight end Marcedes Lewis on a 21-yard strike with 0:50 seconds left in the half. On the ensuing possession, Orton led the Broncos 74 yards on four plays, capped off by Gaffney's touchdown reception to tie the score at 7-7 going into halftime.

Lewis reeled in a 10-yard touchdown—his second of the day—on Jacksonville's opening possession of the second half to put the Jaguars on top 14-7, but Denver answered later in the quarter with a 1-yard touchdown run by running back Knowshon Moreno.

Jacksonville added a Josh Scobee field goal late in the third quarter to put the Jaguars ahead, 17-14, going into the fourth quarter. However, a lightning delay forced the teams into the locker rooms for 33 minutes prior to the start of the final period.

After the weather intermission, Broncos kicker Matt Prater connected on a 54-yard field goal to tie the game with 11:20 remaining in the fourth quarter.

The Jaguars took the lead for good when Garrard hit wide receiver Kassim Osgood for a 24-yard touchdown pass with just under eight minutes remaining.

Denver had one more possession after Orton's failed fourth-down connection to Lloyd in the end zone, but Jaguars linebacker Daryl Smith's interception near midfield with less than a minute remaining sealed the win for Jacksonville.

OFFICIALS:

Referee — Walt Coleman (65); **Umpire** — Roy Ellison (44); **Head Linesman** — Ed Camp (134); **Line Judge** — Michael Spanier (90); **Side Judge** — Rick Patterson (15); **Field Judge** — Greg Gautreaux (80); **Back Judge** — Greg Yette (38); **Replay** — Bill Spyskma.

DENVER BRONCOS

OFFENSE			DEFENSE		
WR	84	B. Lloyd	DE	98	R. McBean
LT	78	R. Clady	NT	76	J. Williams
LG	64	S. Daniels	DE	97	J. Bannan
C	50	J. Walton	OLB	52	J. Hunter
RG	73	C. Kuper	ILB	55	D. Williams
RT	68	Z. Beadles	ILB	57	M. Haggan
TE	89	D. Graham	OLB	56	R. Ayers
FB	46	S. Larsen	LCB	24	C. Bailey
WR	10	J. Gaffney	RCB	21	A. Goodman
QB	8	K. Orton	S	23	R. Hill
RB	27	K. Moreno	S	20	B. Dawkins

BRONCOS SUBSTITUTIONS: P 4 B. Colquitt, K 5 M. Prater, WR 12 M. Willis, QB 15 T. Tebow, WR 19 E. Royal, RB 28 C. Buckhalter, S 30 D. Bruton, CB 32 P. Cox, CB 33 N. Jones, RB 35 L. Ball, CB 41 C. Vaughn, LB 51 J. Mays, LB 59 W. Woodyard, LS 66 L. Paxton, OL 67 D. Batiste, OL 71 R. Hochstein, DL 79 M. Thomas, TE 81 R. Quinn, TE 82 D. Gronkowski, WR 87 E. Decker,DL 91 R. Fields, LB 94 J. Moss, DL 99 K. Vickerson. **INACTIVE:** 3QB 9 B. Quinn, CB 22 S. Thompson, RB 26 A. Brown, S 31 D. McBath, OL 69 E. Olsen, OL 74 R. Harris, OL 75 C. Clark, WR 88 D. Thomas.

JACKSONVILLE JAGUARS

OFFENSE			DEFENSE		
WR	11	M. Sims-Walker	DE	91	D. Harvey
LT	75	E. Monroe	DT	93	T. Alualu
LG	66	J. Smiley	DT	96	T. Knighton
C	63	B. Meester	DE	74	A. Kampman
RG	77	U. Nwaneri	LB	52	Da. Smith
RT	73	E. Britton	LB	55	K. Morrison
TE	89	M. Lewis	LB	56	J. Durant
WR	80	M. Thomas	CB	21	D. Cox
QB	9	D. Garrard	CB	27	R. Mathis
FB	33	G. Jones	SS	20	A. Smith
RB	32	M. Jones-Drew	FS	37	S. Considine

JAGUARS SUBSTITUTIONS: P 3 A. Podlesh, PK 10 J. Scobee, WR 17 J. Matthews, WR 19 T. Underwood, RB 23 R. Jennings, FB 24 M. Owens, CB 29 W. Middleton, CB 31 D. Jones, S 36 C. Greene, DB 41 T. Brackenridge, LS 48 J. Cain, LB 50 R. Allen, LB 58 J. Cutrera, DE 59 L. Hart, G 67 V.Manuwai, DT 69 L. Douzable, OT 72 K. Haslam, WR 81 K. Osgood, TE 86 Z. Miller, TE 88 Z. Potter, DL 94 J. Mincey, DE 97 A. Morgan. **DID NOT PLAY:** QB 12 L. McCown. **INACTIVE:** DB 22 D. Carey, DB 26 M. Coe, RS 30 S. McGee, RB/KR 35 D. Karim, FB 44 B. Bolen, OT 78 J. Black, DE 92 A. Lane, DT 99 L. Cohen.

		1	2	3	4	OT	TOTAL
VISITOR	Denver Broncos	0	7	7	3	—	17
HOME	Jacksonville Jaguars	0	7	10	7	—	24

FIELD GOALS (made ( ) missed)

M. Prater (54)
J. Scobee (45)

Team	Qtr	Clock Time	PLAY DESCRIPTION (Extra Point) (Drive Info)	SCORE Visitor	SCORE Home
JAGUARS	2	0:50	M. Lewis 21 yd. pass from D. Garrard (J. Scobee kick) (6-60, 3:09)	0	7
BRONCOS	2	0:16	J. Gaffney 8 yd. pass from K. Orton (M. Prater kick) (4-74, 0:34)	7	7
JAGUARS	3	10:43	M. Lewis 10 yd. pass from D. Garrard (J. Scobee kick) (7-53, 4:17)	7	14
BRONCOS	3	4:07	K. Moreno 1 yd. run (M. Prater kick) (4-40, 1:59)	14	14
JAGUARS	3	0:45	J. Scobee 45 yd. Field Goal (7-26, 3:22)	14	17
BRONCOS	4	11:20	M. Prater 54 yd. Field Goal (9-44, 4:25)	17	17
JAGUARS	4	7:59	K. Osgood 24 yd. pass from D. Garrard (J. Scobee kick) (7-83, 3:21)	17	24

FINAL INDIVIDUAL STATISTICS

Denver Broncos

RUSHING	ATT	YDS	AVG	LG	TD
K. Moreno	15	60	4.0	17	1
C. Buckhalter	6	15	2.5	7	0
K. Orton	2	12	6.0	7	0
T. Tebow	2	2	1.0	1	0
TOTAL	**25**	**89**	**3.6**	**17**	**1**

PASSING	ATT	CMP	YDS	TKD/YD	TD	LG	IN	Rtg.
K. Orton	33	21	295	3/21	1	41	1	89.8
TOTAL	**33**	**21**	**295**	**3/21**	**1**	**41**	**1**	**89.8**

PASS RECEIVING	NO	YDS	AVG	LG	TD
E. Royal	8	98	12.3	25	0
B. Lloyd	5	117	23.4	41	0
J. Gaffney	3	34	11.3	15	1
D. Graham	2	36	18.0	28	0
K. Moreno	1	4	4.0	4	0
S. Larsen	1	4	4.0	4	0
D. Gronkowski	1	2	2.0	2	0
TOTAL	**21**	**295**	**14.0**	**41**	**1**

INTERCEPTIONS	NO	YDS	AVG	LG	TD
TOTAL	**0**	**0**	**0**	**—**	**0**

PUNTING	NO	YDS	AVG	NET	TB	IN20	LG
B. Colquitt	4	172	43.0	36.5	0	1	51
TOTAL	**4**	**172**	**43.0**	**36.5**	**0**	**1**	**51**

PUNT RETURNS	NO	YDS	AVG	FC	LG	TD
P. Cox	1	4	4.0	1	4	0
[DOWNED]	1	0	0.0	0	—	0
[OUT OF BOUNDS]	1	0	0.0	0	—	0
RETURNS	**1**	**4**	**4.0**	**1**	**4**	**0**

KICKOFF RETURNS	NO	YDS	AVG	FC	LG	TD
P. Cox	3	62	20.7	0	25	0
[TOUCHBACK]	2	0	0.0	0	—	0
RETURNS	**3**	**62**	**20.7**	**0**	**25**	**0**

Denver Broncos FUMBLES	Fum	Lost	Own Rec.	Yds	TD	FF	Opp. Rec.	Yds	TD	Out Bnds
C. Buckhalter	1	1	0	0	0	0	0	0	0	0
TOTAL	**1**	**1**	**0**	**0**	**0**	**0**	**0**	**0**	**0**	**0**

Jacksonville Jaguars

RUSHING	ATT	YDS	AVG	LG	TD
M. Jones-Drew	23	98	4.3	18	0
R. Jennings	4	26	6.5	15	0
D. Garrard	7	10	1.4	5	0
TOTAL	**34**	**134**	**3.9**	**18**	**0**

PASSING	ATT	CMP	YDS	TKD/YD	TD	LG	IN	Rtg.
D. Garrard	21	16	170	1/5	3	26	0	138.9
TOTAL	**21**	**16**	**170**	**1/5**	**3**	**26**	**0**	**138.9**

PASS RECEIVING	NO	YDS	AVG	LG	TD
M. Thomas	6	89	14.8	26	0
M. Jones-Drew	3	15	5.0	8	0
M. Lewis	2	31	15.5	**21**	2
Z. Miller	2	8	4.0	6	0
K. Osgood	1	24	24.0	**24**	1
R. Jennings	1	4	4.0	4	0
G. Jones	1	-1	-1.0	-1	0
TOTAL	**16**	**170**	**10.6**	**26**	**3**

INTERCEPTIONS	NO	YDS	AVG	LG	TD
Da. Smith	1	8	8.0	8	0
TOTAL	**1**	**8**	**8.0**	**8**	**0**

PUNTING	NO	YDS	AVG	NET	TB	IN20	LG
A. Podlesh	4	165	41.3	40.3	0	2	56
TOTAL	**4**	**165**	**41.3**	**40.3**	**0**	**2**	**56**

PUNT RETURNS	NO	YDS	AVG	FC	LG	TD
M. Thomas	3	26	8.7	0	17	0
R. Mathis	0	0	0.0	1	—	0
RETURNS	**3**	**26**	**8.7**	**1**	**17**	**0**

KICKOFF RETURNS	NO	YDS	AVG	FC	LG	TD
T. Underwood	3	115	38.3	0	53	0
M. Owens	1	22	22.0	0	22	0
RETURNS	**4**	**137**	**34.3**	**0**	**53**	**0**

Jacksonville Jaguars FUMBLES	Fum	Lost	Own Rec.	Yds	TD	FF	Opp. Rec.	Yds	TD	Out Bnds
Da. Smith	0	0	0	0	0	1	0	0	0	0
S. Considine	0	0	0	0	0	0	1	0	0	0
TOTAL	**0**	**0**	**0**	**0**	**0**	**1**	**1**	**0**	**0**	**0**

FINAL TEAM STATISTICS

	BRONCOS	JAGUARS
TOTAL FIRST DOWNS	21	18
By Rushing	6	9
By Passing	14	6
By Penalty	1	3
THIRD DOWN EFFICIENCY	3-10-30%	3-10-30%
FOURTH DOWN EFFICIENCY	1-2-50%	1-2-50%
TOTAL NET YARDS	363	299
Total Offensive Plays (inc. times thrown passing)	61	56
Average gain per offensive play	6.0	5.3
NET YARDS RUSHING	89	134
Total Rushing Plays	25	34
Average gain per rushing play	3.6	3.9
Tackles for a loss-number and yards	1-1	1-1
NET YARDS PASSING	274	165
Times thrown - yards lost attempting to pass	3-21	1-5
Gross yards passing	295	170
PASS ATTEMPTS-COMPLETIONS-HAD INTERCEPTED	33-21-1	21-16-0
Avg gain per pass play (inc.# thrown passing)	7.6	7.5
KICKOFFS Number-In End Zone-Touchbacks	4-1-0	5-2-2
PUNTS Number and Average	4-43.0	4-41.3
Had Blocked	0	0

	BRONCOS	JAGUARS
FGs - PATs Had Blocked	0-0	0-0
Net Punting Average	36.5	40.3
TOTAL RETURN YARDAGE (Not Including Kickoffs)	4	34
No. and Yards Punt Returns	1-4	3-26
No. and Yards Kickoff Returns	3-62	4-137
No. and Yards Interception Returns	0-0	1-8
PENALTIES Number and Yards	7-70	5-47
FUMBLES Number and Lost	1-1	0-0
TOUCHDOWNS	2	3
Rushing	1	0
Passing	1	3
EXTRA POINTS Made-Attempts	2-2	3-3
Kicking Made-Attempts	2-2	3-3
FIELD GOALS Made-Attempts	1-1	1-1
RED ZONE EFFICIENCY	2-4-50%	1-1-100%
GOAL TO GO EFFICIENCY	2-2-100%	0-0-0%
SAFETIES	0	0
FINAL SCORE	17	24
TIME OF POSSESSION	30:30	29:30

BRONCOS DEFENSIVE STATISTICS

(Press Box Totals)

PLAYER	UT	A	TT	S-YDS	I-YDS	PD	FF	FR
D. Williams	9	2	11	0-0	0-0	0	0	0
M. Haggan	5	0	5	0-0	0-0	0	0	0
R. Ayers	4	1	5	1-5	0-0	0	0	0
J. Hunter	4	1	5	0-0	0-0	0	0	0
N. Jones	4	0	4	0-0	0-0	0	0	0
B. Dawkins	3	0	3	0-0	0-0	1	0	0
R. Hill	3	0	3	0-0	0-0	0	0	0
M. Thomas	2	0	2	0-0	0-0	0	0	0
R. McBean	2	0	2	0-0	0-0	0	0	0
C. Bailey	2	0	2	0-0	0-0	0	0	0
J. Williams	2	0	2	0-0	0-0	0	0	0
A. Goodman	1	0	1	0-0	0-0	0	0	0
K. Vickerson	1	0	1	0-0	0-0	0	0	0
TEAM TOTALS	**42**	**4**	**46**	**1-5**	**0-0**	**1**	**0**	**0**

2 Denver 31, Seattle 14

Sunday, Sept. 19, 2010 • 2:06 p.m. MDT • INVESCO Field at Mile High • Denver

WEATHER: Sunny, 91º, Wind S 9 mph • **TIME:** 2:55 • **ATTENDANCE:** 75,130

The Denver Broncos totaled four takeaways and won their 11th consecutive home opener, beating the Seattle Seahawks 31-14 in front of 75,130 fans at INVESCO Field at Mile High.

Three interceptions by the Denver defense, along with impressive performances by quarterback Kyle Orton and rookie wide receiver and first-round draft choice Demaryius Thomas, propelled the Broncos to their first win of the 2010 season.

Thomas rebounded from a foot injury that sidelined him for the entire preseason and Week 1 and recorded eight receptions for 97 yards (12.1 avg.) with one touchdown. He became just the fifth player in the NFL since 1970 to record at least eight catches in his professional debut, and his 21-yard touchdown catch from Orton midway through the fourth quarter helped put the game out of reach for Seattle.

Orton was equally impressive on the day, completing 25-of-35 passes for 307 yards with two touchdowns (117.2 rtg.), including an impressive 11-of-14 (78.6%) passing performance on third down.

The Seahawks started the game by driving to the Broncos' red zone before cornerback Champ Bailey picked off Seattle quarterback Matt Hasselbeck at the 4-yard line for his first interception of the season. After a stalled drive by the Broncos, Seattle returner Walter Thurmund muffed the ensuing punt to set up the first score of the game—a 13-yard touchdown strike from Orton to wide receiver Eddie Royal.

Broncos safety Brian Dawkins' interception off Hasselbeck in the second quarter, sandwiched between a 1-yard touchdown run by running back Correll Buckhalter and a 20-yard Matt Prater field goal with 0:11 seconds remaining, helped Denver open up a 17-0 halftime lead.

A 63-yard punt return by Seattle's Golden Tate early in the third quarter gave the Seahawks momentum to start the half and possession at the Broncos' 22-yard line. Five plays later, Hasselbeck connected with tight end Ben Obomanu on an 11-yard scoring strike to bring Seattle within 17-7.

Two Denver touchdowns helped put the game away, as running back Knowshon Moreno scored on a 1-yard plunge on the Broncos' ensuing possession, and Thomas hauled in a 21-yard touchdown from Orton with 9:11 remaining to cap Denver's scoring.

Hasselbeck scored on a 20-yard touchdown run with 5:59 remaining, but Denver forced a Seattle punt and rookie cornerback Perrish Cox recorded his first career interception to end Seattle's comeback attempt.

OFFICIALS:

Referee — Walt Anderson (66); **Umpire** — Bill Schuster (129); **Head Linesman** — Phil McKinnely (110); **Line Judge** — Byron Boston (18); **Side Judge** — James Coleman (95); **Field Judge** — Jon Lucivansky (89); **Back Judge** — Billy Smith (2); **Replay** — Dale Hamer.

DENVER BRONCOS

OFFENSE			DEFENSE		
WR	84	B. Lloyd	DE	98	R. McBean
LT	78	R. Clady	NT	76	J. Williams
LG	64	S. Daniels	DE	97	J. Bannan
C	50	J. Walton	OLB	52	J. Hunter
RG	71	R. Hochstein	ILB	55	D. Williams
RT	68	Z. Beadles	ILB	57	M. Haggan
TE	89	D. Graham	OLB	56	R. Ayers
FB	46	S. Larsen	LCB	24	C. Bailey
WR	10	J. Gaffney	RCB	21	A. Goodman
QB	8	K. Orton	S	23	R. Hill
RB	27	K. Moreno	S	20	B. Dawkins

BRONCOS SUBSTITUTIONS: P 4 B. Colquitt, K 5 M. Prater, WR 12 M. Willis, WR 19 E. Royal, RB 28 C. Buckhalter, S 30 D. Bruton, CB 32 P. Cox, CB 33 N. Jones, RB 35 L. Ball, CB 41 C. Vaughn, LB 51 J. Mays, LS 66 L. Paxton, OL 67 D. Batiste, OL 69 E. Olsen, DL 79 M. Thomas, TE 81 R. Quinn, TE 82 D. Gronkowski, WR 87 E. Decker, WR 88 D. Thomas, DL 91 R. Fields, LB 94 J. Moss, DL 99 K. Vickerson. **DID NOT PLAY:** QB 15 T. Tebow. **INACTIVE:** 3QB 9 B. Quinn, CB 22 S. Thompson, RB 26 L. Maroney, S 31 D. McBath, LB 59 W. Woodyard, OL 73 C. Kuper, OL 74 R. Harris, OL 75 C. Clark.

SEATTLE SEAHAWKS

OFFENSE			DEFENSE		
WR	83	D. Branch	LE	91	C. Clemons
LT	78	T. Polumbus	LDT	92	B. Mebane
LG	50	B. Hamilton	RDT	90	C. Cole
C	65	C. Spencer	RE	79	R. Bryant
RG	77	S. Andrews	OLB	57	D. Hawthorne
RT	75	S. Locklear	MLB	51	L. Tatupu
TE	89	J. Carlson	OLB	59	A. Curry
WR	17	M. Williams	LCB	23	M. Trufant
QB	8	M. Hasselbeck	RCB	21	K. Jennings
FB	32	Q. Ganther	SS	36	L. Milloy
RB	20	J. Forsett	FS	29	E. Thomas

SEAHAWKS SUBSTITUTIONS: P 9 J. Ryan, K 10 O. Mare, WR 11 D. Butler, RB 22 J. Jones, RB 26 M. Robinson, S 27 J. Babineaux, CB 28 W. Thurmond, SS 31 K. Chancellor, RB 33 L. Washington, CB 34 R. Lewis, LS 49 C. Gresham, LB 54 W. Herring, LB 56 L. Hill, DE 58 D. Davis, G 64 M. Gibson, G/T 66 M. Wrotto, WR 81 G. Tate, TE 86 C. Baker, WR 87 B. Obomanu, DT 94 J. Siavii, DT 95 K. Balmer, DE 98 R. Brock. **DID NOT PLAY:** QB 6 C. Whitehurst. **INACTIVE:** CB 30 N. Ness, LB 52 M. McCoy, G 62 E. Dietrich-Smith, T/G 69 C. Pitts, T 76 R. Okung, TE 85 A. McCoy, TE 88 C. Morrah, DE 97 E. Wilson.

		1	2	3	4	OT	TOTAL
VISITOR	Seattle Seahawks	0	0	7	7	—	14
HOME	Denver Broncos	7	10	7	7	—	31

FIELD GOALS (made ( ) missed)
M. Prater (20)

Team	Qtr	Clock Time	PLAY DESCRIPTION (Extra Point) (Drive Info)	SCORE Visitor	SCORE Home
BRONCOS	1	3:48	E. Royal 13 yd. pass from K. Orton (M. Prater kick) (3-13, 1:16)	0	7
BRONCOS	2	10:30	C. Buckhalter 1 yd. run (M. Prater kick) (10-81, 4:41)	0	14
BRONCOS	2	0:11	M. Prater 20 yd. Field Goal (16-91, 6:07)	0	17
SEAHAWKS	3	9:47	B. Obomanu 11 yd. pass from M. Hasselbeck (O. Mare kick) (5-22, 2:04)	7	17
BRONCOS	3	3:31	K. Moreno 1 yd. run (M. Prater kick) (10-80, 6:16)	7	24
BRONCOS	4	9:11	D. Thomas 21 yd. pass from K. Orton (M. Prater kick) (14-80, 7:56)	7	31
SEAHAWKS	4	5:59	M. Hasselbeck 20 yd. run (O. Mare kick) (8-80, 3:12)	14	31

FINAL INDIVIDUAL STATISTICS

Seattle Seahawks

RUSHING	ATT	YDS	AVG	LG	TD
J. Forsett	8	44	5.5	19	0
M. Hasselbeck	3	21	7.0	**20**	1
L. Washington	4	17	4.3	7	0
M. Robinson	1	15	15.0	15	0
J. Jones	4	12	3.0	6	0
TOTAL	**20**	**109**	**5.5**	**20**	**1**

PASSING	ATT	CMP	YDS	TKD/YD	TD	LG	IN	Rtg.
M. Hasselbeck	35	20	233	1/3	1	52	3	51.2
TOTAL	**35**	**20**	**233**	**1/3**	**1**	**52**	**3**	**51.2**

PASS RECEIVING	NO	YDS	AVG	LG	TD
D. Butler	5	50	10.0	20	0
J. Carlson	5	48	9.6	22	0
D. Branch	4	31	7.8	9	0
B. Obomanu	2	30	15.0	19	1
G. Tate	1	52	52.0	52	0
J. Forsett	1	8	8.0	8	0
M. Williams	1	7	7.0	7	0
M. Robinson	1	7	7.0	7	0
TOTAL	**20**	**233**	**11.7**	**52**	**1**

INTERCEPTIONS	NO	YDS	AVG	LG	TD
TOTAL	**0**	**0**	**0**	**—**	**0**

PUNTING	NO	YDS	AVG	NET	TB	IN20	LG
J. Ryan	2	107	53.5	52.5	0	1	56
TOTAL	**2**	**107**	**53.5**	**52.5**	**0**	**1**	**56**

PUNT RETURNS	NO	YDS	AVG	FC	LG	TD
G. Tate	2	82	41.0	1	63	0
W. Thurmond	1	0	0.0	0	—	0
RETURNS	**3**	**82**	**27.3**	**1**	**63**	**0**

KICKOFF RETURNS	NO	YDS	AVG	FC	LG	TD
L. Washington	1	13	13.0	0	13	0
[TOUCHBACK]	5	0	0.0	0	—	0
RETURNS	**1**	**13**	**13.0**	**0**	**13**	**0**

Seattle Seahawks FUMBLES	Fum	Lost	Own Rec.	Yds	TD	FF	Opp. Rec.	Yds	TD	Out Bnds
W. Thurmond	1	1	0	0	0	0	0	0	0	0
L. Milloy	0	0	0	0	0	1	0	0	0	0
TOTAL	**1**	**1**	**0**	**0**	**0**	**1**	**0**	**0**	**0**	**0**

Denver Broncos

RUSHING	ATT	YDS	AVG	LG	TD
K. Moreno	24	51	2.1	9	1
C. Buckhalter	11	19	1.7	4	1
K. Orton	3	-5	-1.7	-1	0
TOTAL	**38**	**65**	**1.7**	**9**	**2**

PASSING	ATT	CMP	YDS	TKD/YD	TD	LG	IN	Rtg.
K. Orton	35	25	307	1/3	2	45	0	117.2
TOTAL	**35**	**25**	**307**	**1/3**	**2**	**45**	**0**	**117.2**

PASS RECEIVING	NO	YDS	AVG	LG	TD
D. Thomas	8	97	12.1	**21**	1
E. Royal	5	65	13.0	34	1
K. Moreno	4	67	16.8	45	0
B. Lloyd	3	53	17.7	25	0
J. Gaffney	2	15	7.5	9	0
D. Graham	2	6	3.0	10	0
S. Larsen	1	4	4.0	4	0
TOTAL	**25**	**307**	**12.3**	**45**	**2**

INTERCEPTIONS	NO	YDS	AVG	LG	TD
P. Cox	1	15	15.0	15	0
C. Bailey	1	0	0.0	—	0
B. Dawkins	1	-2	-2.0	-2	0
TOTAL	**3**	**13**	**4.3**	**15**	**0**

PUNTING	NO	YDS	AVG	NET	TB	IN20	LG
B. Colquitt	4	205	51.3	30.8	0	2	63
TOTAL	**4**	**205**	**51.3**	**30.8**	**0**	**2**	**63**

PUNT RETURNS	NO	YDS	AVG	FC	LG	TD
P. Cox	1	3	3.0	0	3	0
E. Royal	1	-1	-1.0	0	-1	0
RETURNS	**2**	**2**	**1.0**	**0**	**3**	**0**

KICKOFF RETURNS	NO	YDS	AVG	FC	LG	TD
P. Cox	1	11	11.0	0	11	0
[OUT OF BOUNDS]	1	0	0.0	0	—	0
[TOUCHBACK]	1	0	0.0	0	—	0
RETURNS	**1**	**11**	**11.0**	**0**	**11**	**0**

Denver Broncos FUMBLES	Fum	Lost	Own Rec.	Yds	TD	FF	Opp. Rec.	Yds	TD	Out Bnds
K. Moreno	1	0	0	0	0	0	0	0	0	1
C. Vaughn	0	0	0	0	0	0	1	0	0	0
TOTAL	**1**	**0**	**0**	**0**	**0**	**0**	**1**	**0**	**0**	**1**

FINAL TEAM STATISTICS

	SEAHAWKS	BRONCOS
TOTAL FIRST DOWNS	17	23
By Rushing	6	5
By Passing	11	16
By Penalty	0	2
THIRD DOWN EFFICIENCY	7-11-64%	14-20-70%
FOURTH DOWN EFFICIENCY	1-2-50%	0-0-0%
TOTAL NET YARDS	339	369
Total Offensive Plays (inc. times thrown passing)	56	74
Average gain per offensive play	6.1	5.0
NET YARDS RUSHING	109	65
Total Rushing Plays	20	38
Average gain per rushing play	5.5	1.7
Tackles for a loss-number and yards	2-3	4-11
NET YARDS PASSING	230	304
Times thrown - yards lost attempting to pass	1-3	1-3
Gross yards passing	233	307
PASS ATTEMPTS-COMPLETIONS-HAD INTERCEPTED	35-20-3	35-25-0
Avg gain per pass play (inc.# thrown passing)	6.4	8.4
KICKOFFS Number-In End Zone-Touchbacks	3-2-1	6-5-5
PUNTS Number and Average	2-53.5	4-51.3
Had Blocked	0	0

	SEAHAWKS	BRONCOS
FGs - PATs Had Blocked	0-0	0-0
Net Punting Average	52.5	30.8
TOTAL RETURN YARDAGE (Not Including Kickoffs)	82	15
No. and Yards Punt Returns	3-82	2-2
No. and Yards Kickoff Returns	1-13	1-11
No. and Yards Interception Returns	0-0	3-13
PENALTIES Number and Yards	7-64	3-35
FUMBLES Number and Lost	1-1	1-0
TOUCHDOWNS	2	4
Rushing	1	2
Passing	1	2
EXTRA POINTS Made-Attempts	2-2	4-4
Kicking Made-Attempts	2-2	4-4
FIELD GOALS Made-Attempts	0-0	1-1
RED ZONE EFFICIENCY	1-2-50%	3-4-75%
GOAL TO GO EFFICIENCY	0-1-0%	2-3-67%
SAFETIES	0	0
FINAL SCORE	14	31
TIME OF POSSESSION	22:33	37:27

BRONCOS DEFENSIVE STATISTICS

(Press Box Totals)

PLAYER	UT	A	TT	S-YDS	I-YDS	PD	FF	FR
B. Dawkins	6	2	8	0-0	1-(-2)	1	0	0
N. Jones	6	0	6	0-0	0-0	0	0	0
M. Haggan	4	1	5	0-0	0-0	1	0	0
D. Williams	3	1	4	0.5-1.5	0-0	0	0	0
J. Hunter	3	0	3	0-0	0-0	0	0	0
R. Hill	2	1	3	0-0	0-0	0	0	0
R. Ayers	1	2	3	0.5-1.5	0-0	0	0	0
C. Vaughn	2	0	2	0-0	0-0	0	0	0
R. Fields	1	1	2	0-0	0-0	0	0	0

PLAYER	UT	A	TT	S-YDS	I-YDS	PD	FF	FR
J. Moss	1	1	2	0-0	0-0	0	0	0
P. Cox	1	0	1	0-0	1-15	1	0	0
A. Goodman	1	0	1	0-0	0-0	0	0	0
M. Thomas	1	0	1	0-0	0-0	0	0	0
J. Willams	1	0	1	0-0	0-0	0	0	0
J. Bannan	1	0	1	0-0	0-0	0	0	0
K. Vickerson	1	0	1	0-0	0-0	0	0	0
C. Bailey	0	1	1	0-0	1-0	2	0	0
TEAM TOTALS	**35**	**10**	**45**	**1-3**	**3-13**	**5**	**0**	**0**

3 Indianapolis 27, Denver 13

Sunday, Sept. 26, 2010 • 2:16 p.m. MDT • INVESCO Field at Mile High • Denver

WEATHER: Sunny, 85º, Wind N 6 mph • **TIME:** 3:05 • **ATTENDANCE:** 76,401

Quarterback Kyle Orton posted the second-most passing yards in team history, and the Broncos accumulated more than 500 yards of total offense, but red zone and turnover problems plagued Denver in a 27-13 loss to the Indianapolis Colts in front of 76,401 fans at INVESCO Field at Mile High.

Orton completed 37-of-57 passes for 476 yards with one touchdown and one interception for an 89.5 passer rating, but an 0-for-5 performance in the red zone, along with an interception in Colts territory, prevented Denver's offense from capitalizing on its ability to move the ball consistently against Indianapolis' defense.

The Broncos' defense held quarterback Peyton Manning and the Colts' offense in check early, limiting the potent attack to six points off two Adam Vinatieri field goals in the first quarter.

A 5-yard touchdown pass from Manning to wide receiver Austin Collie, who totaled a game-high 12 receptions for 171 yards with two touchdowns, put the visitors on top 13-0 early in the second quarter.

Denver answered with a 13-play drive to the Indianapolis 1-yard line, but the Colts denied the Broncos four times, including on running back Laurence Maroney's fourth-down attempt that was originally ruled a touchdown before being overturned by official review.

Broncos kicker Matt Prater converted on a 25-yard field goal with 0:17 seconds remaining in the half to make the score 13-3 in favor of the Colts entering the break.

Orton connected with wide receiver Brandon Lloyd on a 48-yard touchdown pass on Denver's opening possession of the second half to pull the Broncos to within 13-10.

Indianapolis answered two drives later when Manning hit wide receiver Blair White for a 9-yard score.

A 34-yard field goal by Prater late in the third quarter brought the Broncos back to within one score, 20-13, but two long Denver drives in the fourth quarter resulted in turnovers on downs deep in Colts territory.

A combined 25 plays in those two possessions netted zero points for Denver, and Collie caught his second touchdown of the day—a 23-yarder from Manning with 4:26 remaining—to account for the final score.

Lloyd (6-169, TD) and wide receiver Jabar Gaffney (12-140) each topped 100 yards receiving and rookie cornerback Perrish Cox made his first career start, contributing four passes defensed for the Broncos.

Manning finished the day completing 27-of-43 passes for 325 yards with three touchdowns and no interceptions (109.2 rtg.) to offset the Colts' rushing attack, which netted just 40 yards and a 1.8 average.

OFFICIALS:

Referee — Alberto Riveron (57); **Umpire** — Scott Dawson (70); **Head Linesman** — Jim Mello (48); **Line Judge** — Ron Phares (10); **Side Judge** — Jimmy DeBell (58); **Field Judge** — Steve Zimmer (33); **Back Judge** — Lee Dyer (27); **Replay** — Jim Lapetina.

DENVER BRONCOS

OFFENSE			DEFENSE		
WR	84	B. Lloyd	DE	98	R. McBean
LT	78	R. Clady	NT	76	J. Williams
LG	64	S. Daniels	DE	97	J. Bannan
C	50	J. Walton	ILB	55	D. Williams
RG	73	C. Kuper	ILB	57	M. Haggan
RT	68	Z. Beadles	OLB	56	R. Ayers
TE	89	D. Graham	LCB	24	C. Bailey
WR	19	E. Royal	CB	33	N. Jones
WR	10	J. Gaffney	RCB	32	P. Cox
QB	8	K. Orton	S	23	R. Hill
RB	26	L. Maroney	S	20	B. Dawkins

BRONCOS SUBSTITUTIONS: P 4 B. Colquitt, K 5 M. Prater, WR 12 M. Willis, CB 22 S. Thompson, RB 28 C. Buckhalter, RB 29 A. Brown, S 30 D. Bruton, S 31 D. McBath, CB 41 C. Vaughn, FB 46 S. Larsen, LB 51 J. Mays, LB 52 J. Hunter, LB 59 W. Woodyard, LS 66 L. Paxton, OL 67 D. Batiste, OL 71 R. Hochstein, DL 79 M. Thomas, TE 82 D. Gronkowski, WR 88 D. Thomas, DL 91 R. Fields, LB 94 J. Moss, DL 99 K. Vickerson. **DID NOT PLAY:** QB 9 B. Quinn. **INACTIVE:** 3QB 15 T. Tebow, CB 21 A. Goodman, RB 27 K. Moreno, OL 69 E. Olsen, OL 74 R. Harris, OL 75 C. Clark, TE 81 R. Quinn, WR 87 E. Decker.

INDIANAPOLIS COLTS

OFFENSE			DEFENSE		
WR	87	R. Wayne	LE	98	R. Mathis
LT	72	J. Linkenbach	LDT	95	F. Moala
LG	61	J. Richard	RDT	90	D. Muir
C	63	J. Saturday	RE	93	D. Freeney
RG	78	M. Pollak	CB	27	J. Lacey
RT	71	R. Diem	MLB	58	G. Brackett
TE	44	D. Clark	WLB	53	K. Conner
WR	17	A. Collie	LCB	26	K. Hayden
QB	18	P. Manning	RCB	25	J. Powers
RB	29	J. Addai	SS	33	M. Bullitt
H-B	81	B. Eldridge	FS	41	A. Bethea

COLTS SUBSTITUTIONS: P 1 P. McAfee, K 4 A. Vinatieri, WR 15 B. White, DB 20 J. Tryon, DB 23 D. Townsend, RB 31 D. Brown, RB 32 M. Hart, DB 34 D. Morgan, RB 45 D. Moore, TE 47 G. Robinson, TE 48 J. Snow, LB 50 P. Wheeler, LB 51 P. Angerer, LB 52 C. Glenn, G 66 K. DeVan, DT 68 E. Foster, G 73 J. Thomas, DT 75 M. King, TE 84 J. Tamme, DE 92 J. Hughes, DE 96 K. Dawson, DT 99 A. Johnson. **DID NOT PLAY:** QB 7 C. Painter. **INACTIVE:** WR 11 A. Gonzalez, DB 21 B. Sanders, DB 37 B. King, LB 55 C. Session, G 65 J. McClendon, T 74 C. Johnson, WR 85 P. Garcon, DT 91 R. Mathews.

		1	2	3	4	OT	TOTAL
VISITOR	Indianapolis Colts	6	7	7	7	—	27
HOME	Denver Broncos	0	3	10	0	—	13

FIELD GOALS (made ( ) missed)

M. Prater (25) (34)
A. Vinatieri (38) (33)

Team	Qtr	Clock Time	PLAY DESCRIPTION (Extra Point) (Drive Info)	SCORE Visitor	SCORE Home
COLTS	1	7:35	A. Vinatieri 38 yd. Field Goal (8-44, 3:11)	3	0
COLTS	1	1:38	A. Vinatieri 33 yd. Field Goal (4--1, 0:53)	6	0
COLTS	2	10:37	A. Collie 5 yd. pass from P. Manning (A. Vinatieri kick) (7-26, 3:00)	13	0
BRONCOS	2	0:12	M. Prater 25 yd. Field Goal (11-54, 1:37)	13	3
BRONCOS	3	11:40	B. Lloyd 48 yd. pass from K. Orton (M. Prater kick) (6-80, 3:20)	13	10
COLTS	3	4:51	B. White 9 yd. pass from P. Manning (A. Vinatieri kick) (10-79, 4:40)	20	10
BRONCOS	3	2:24	M. Prater 34 yd. Field Goal (6-64, 2:27)	20	13
COLTS	4	4:26	A. Collie 23 yd. pass from P. Manning (A. Vinatieri kick) (9-88, 4:16)	27	13

FINAL INDIVIDUAL STATISTICS

Indianapolis Colts

RUSHING	ATT	YDS	AVG	LG	TD
J. Addai	13	29	2.2	10	0
D. Brown	7	12	1.7	6	0
P. Manning	2	-1	-0.5	0	0
TOTAL	**22**	**40**	**1.8**	**10**	**0**

PASSING	ATT	CMP	YDS	TKD/YD	TD	LG	IN	Rtg.
P. Manning	43	27	325	0/0	3	48	0	109.2
TOTAL	**43**	**27**	**325**	**0/0**	**3**	**48**	**0**	**109.2**

PASS RECEIVING	NO	YDS	AVG	LG	TD
A. Collie	12	171	14.3	48	2
D. Clark	5	44	8.8	19	0
R. Wayne	4	65	16.3	31	0
B. White	3	27	9.0	10	1
J. Addai	2	10	5.0	6	0
B. Eldridge	1	8	8.0	8	0
TOTAL	**27**	**325**	**12.0**	**48**	**3**

INTERCEPTIONS	NO	YDS	AVG	LG	TD
J. Lacey	1	44	44.0	44	0
TOTAL	**1**	**44**	**44.0**	**44**	**0**

PUNTING	NO	YDS	AVG	NET	TB	IN20	LG
P. McAfee	6	287	47.8	35.0	1	1	61
TOTAL	**6**	**287**	**47.8**	**35.0**	**1**	**1**	**61**

PUNT RETURNS	NO	YDS	AVG	FC	LG	TD
J. Powers	1	4	4.0	2	4	0
RETURNS	**1**	**4**	**4.0**	**2**	**4**	**0**

KICKOFF RETURNS	NO	YDS	AVG	FC	LG	TD
D. Moore	1	16	16.0	0	16	0
[TOUCHBACK]	3	0	0.0	0	—	0
RETURNS	**1**	**16**	**16.0**	**0**	**16**	**0**

Indianapolis Colts FUMBLES	Own Fum	Own Lost	Own Rec.	Own Yds	Own TD	Opp. FF	Opp. Rec.	Opp. Yds	Opp. TD	Out Bnds
P. Manning	1	0	1	-2	0	0	0	0	0	0
K. Hayden	0	0	0	0	0	1	0	0	0	0
J. Tryon	0	0	0	0	0	0	1	0	0	0
Total	**1**	**0**	**1**	**-2**	**0**	**1**	**1**	**0**	**0**	**0**

Denver Broncos

RUSHING	ATT	YDS	AVG	LG	TD
L. Maroney	12	24	2.0	6	0
C. Buckhalter	4	12	3.0	7	0
K. Orton	2	11	5.5	9	0
TOTAL	**18**	**47**	**2.6**	**9**	**0**

PASSING	ATT	CMP	YDS	TKD/YD	TD	LG	IN	Rtg.
K. Orton	57	37	476	1/4	1	61	1	89.5
TOTAL	**57**	**37**	**476**	**1/4**	**1**	**61**	**1**	**89.5**

PASS RECEIVING	NO	YDS	AVG	LG	TD
J. Gaffney	12	140	11.7	26	0
B. Lloyd	6	169	28.2	61	1
C. Buckhalter	6	33	5.5	9	0
E. Royal	4	23	5.8	18	0
D. Graham	3	9	3.0	7	0
D. Thomas	2	43	21.5	27	0
L. Maroney	2	40	20.0	28	0
M. Willis	1	17	17.0	17	0
D. Gronkowski	1	2	2.0	2	0
TOTAL	**37**	**476**	**12.9**	**61**	**1**

INTERCEPTIONS	NO	YDS	AVG	LG	TD
TOTAL	**0**	**0**	**0.0**	**—**	**0**

PUNTING	NO	YDS	AVG	NET	TB	IN20	LG
B. Colquitt	3	143	47.7	46.3	0	1	55
TOTAL	**3**	**143**	**47.7**	**46.3**	**0**	**1**	**55**

PUNT RETURNS	NO	YDS	AVG	FC	LG	TD
E. Royal	4	57	14.3	0	28	0
P. Cox	1	0	0.0	0	—	0
[TOUCHBACK]	1	0	0.0	0	—	0
RETURNS	**5**	**57**	**11.4**	**0**	**28**	**0**

KICKOFF RETURNS	NO	YDS	AVG	FC	LG	TD
[TOUCHBACK]	6	0	0.0	0	—	0
RETURNS	**0**	**0**	**0**	**0**	**—**	**0**

Denver Broncos FUMBLES	Own Fum	Own Lost	Own Rec.	Own Yds	Own TD	Opp. FF	Opp. Rec.	Opp. Yds	Opp. TD	Out Bnds
D. Thomas	1	0	1	0	0	0	0	0	0	0
P. Cox	1	1	0	0	0	0	0	0	0	0
D. Graham	1	0	0	0	0	0	0	0	0	1
Total	**3**	**1**	**1**	**0**	**0**	**0**	**0**	**0**	**0**	**1**

FINAL TEAM STATISTICS

	COLTS	BRONCOS
TOTAL FIRST DOWNS	18	23
By Rushing	3	2
By Passing	15	20
By Penalty	0	1
THIRD DOWN EFFICIENCY	6-14-43%	5-15-33%
FOURTH DOWN EFFICIENCY	0-0-0%	1-4-25%
TOTAL NET YARDS	365	519
Total Offensive Plays (inc. times thrown passing)	65	76
Average gain per offensive play	5.6	6.8
NET YARDS RUSHING	40	47
Total Rushing Plays	22	18
Average gain per rushing play	1.8	2.6
Tackles for a loss-number and yards	3-3	1-1
NET YARDS PASSING	325	472
Times thrown - yards lost attempting to pass	0-0	1-4
Gross yards passing	325	476
PASS ATTEMPTS-COMPLETIONS-HAD INTERCEPTED	43-27-0	57-37-1
Avg gain per pass play (inc.# thrown passing)	7.6	8.1
KICKOFFS Number-In End Zone-Touchbacks	6-6-6	4-3-3
PUNTS Number and Average	6-47.8	3-47.7
Had Blocked	0	0
FGs - PATs Had Blocked	0-0	0-0
Net Punting Average	35.0	46.3
TOTAL RETURN YARDAGE (Not Including Kickoffs)	48	57
No. and Yards Punt Returns	1-4	5-57
No. and Yards Kickoff Returns	1-16	0-0
No. and Yards Interception Returns	1-44	0-0
PENALTIES Number and Yards	4-27	6-60
FUMBLES Number and Lost	1-0	3-1
TOUCHDOWNS	3	1
Rushing	0	0
Passing	3	1
EXTRA POINTS Made-Attempts	3-3	1-1
Kicking Made-Attempts	3-3	1-1
FIELD GOALS Made-Attempts	2-2	2-2
RED ZONE EFFICIENCY	2-3-67%	0-5-0%
GOAL TO GO EFFICIENCY	1-1-100%	0-1-0%
SAFETIES	0	0
FINAL SCORE	27	13
TIME OF POSSESSION	30:08	29:52

BRONCOS DEFENSIVE STATISTICS

(Press Box Totals)

PLAYER	UT	A	TT	S-YDS	I-YDS	PD	FF	FR
N. Jones	6	1	7	0-0	0-0	0	0	0
M. Haggan	5	2	7	0-0	0-0	0	0	0
D. McBath	5	0	5	0-0	0-0	0	0	0
R. Hill	5	0	5	0-0	0-0	0	0	0
D. Williams	3	2	5	0-0	0-0	0	0	0
C. Bailey	4	0	4	0-0	0-0	2	0	0
R. Ayers	3	1	4	0-0	0-0	0	0	0
J. Williams	3	1	4	0-0	0-0	0	0	0
B. Dawkins	3	1	4	0-0	0-0	0	0	0
P. Cox	2	0	2	0-0	0-0	4	0	0
K. Vickerson	1	1	2	0-0	0-0	1	0	0
R. McBean	1	1	2	0-0	0-0	0	0	0
J. Bannan	0	2	2	0-0	0-0	0	0	0
M. Thomas	0	1	1	0-0	0-0	0	0	0
J. Hunter	0	1	1	0-0	0-0	0	0	0
TEAM TOTALS	**41**	**14**	**55**	**0-0**	**0-0**	**7**	**0**	**0**

4 Denver 26, Tennessee 20

Sunday, Oct. 3, 2010 • 12:02 p.m. CST • LP Field • Nashville, Tenn.

WEATHER: Cloudy, 54º, Wind N 13 mph • **TIME:** 3:21 • **ATTENDANCE:** 69,143

A late touchdown pass from Broncos quarterback Kyle Orton to running back Correll Buckhalter helped Denver win its first road game of the season, a 26-20 victory over the Tennessee Titans at LP Field in Nashville, Tenn.

A crowd of 69,143 watched as Orton carried the offense, completing 35-of-50 passes for 341 yards with two touchdowns and one interception (93.8 rtg.) for his third-consecutive 300-yard passing performance.

Denver's defense held Titans running back Chris Johnson—the NFL's reigning rushing champion—to 53 yards on 19 carries (2.8 avg.) on the day.

The game started with a scoreless first quarter after both teams traded three-and-outs on their opening possessions. Tennessee's second offensive series ended when kicker Rob Bironas missed a 35-yard field goal attempt wide right.

Denver scored the initial points of the contest when Orton hit wide receiver Eddie Royal for a 2-yard touchdown early in the second quarter. The Broncos held the lead for just over two minutes, however, as the Titans answered on their ensuing possession.

Tennessee running back Javon Ringer's 54-yard run set up an 8-yard touchdown pass from quarterback Vince Young to wide receiver Kenny Britt, evening the score at 7-7.

Broncos kicker Matt Prater hit the first of his four field goals in the game with 0:28 remaining in the half to give Denver a 10-7 advantage. Tennessee answered with a quick 26-yard drive spanning 0:23 to set up kicker Rob Bironas' 55-yard field goal as time expired to knot the score at 10-10 entering halftime.

Prater added another 36-yard field goal on Denver's initial possession of the second half, but the 13-10 lead was short lived, as Titans rookie returner Marc Mariani took the ensuing kickoff 98 yards for a score to give Tennessee its first advantage, 17-13.

The teams traded field goals, and Tennessee maintained a 20-16 lead for over a quarter of play. Orton and wide receiver Jabar Gaffney were unable to connect on fourth down at the Titans' 4-yard line with 4:39 remaining in the game, allowing Tennessee to preserve its four-point advantage.

Pinned deep in their own territory, the Titans were forced to punt five plays later, setting Denver's offense up near midfield with 2:42 left in the game.

Following the two-minute warning, Orton threw a pass deep to the end zone, where Titans safety Chris Hope was called for pass interference on Gaffney. Orton's decisive touchdown pass to Buckhalter came with 1:33 remaining, giving the Broncos a 23-20 lead.

Mariani fumbled the kickoff for Tennessee, and Prater tacked on a 36-yard field goal with 0:28 remaining to seal the win for Denver.

OFFICIALS:

Referee — Clete Blakeman (34); **Umpire** — Garth DeFelice (53); **Head Linesman** — Tony Veteri (36); **Line Judge** — Jeff Seeman (45); **Side Judge** — Greg Meyer (78); **Field Judge** — Mike Weir (50); **Back Judge** — Terrence Miles (111); **Replay** — Dick Creed.

DENVER BRONCOS

OFFENSE			DEFENSE		
WR	84	B. Lloyd	DE	99	K. Vickerson
LT	78	R. Clady	NT	76	J. Williams
LG	64	S. Daniels	DE	97	J. Bannan
C	50	J. Walton	OLB	52	J. Hunter
RG	73	C. Kuper	ILB	55	D. Williams
RT	74	R. Harris	ILB	57	M. Haggan
TE	89	D. Graham	OLB	56	R. Ayers
WR	19	E. Royal	LCB	24	C. Bailey
WR	10	J. Gaffney	RCB	32	P. Cox
QB	8	K. Orton	S	23	R. Hill
RB	26	L. Maroney	S	20	B. Dawkins

BRONCOS SUBSTITUTIONS: P 4 B. Colquitt, K 5 M. Prater, WR 12 M. Willis, CB 22 S. Thompson, RB 28 C. Buckhalter, RB 29 A. Brown, S 30 D. Bruton, S 31 D. McBath, CB 33 N. Jones, CB 41 C. Vaughn, LB 51 J. Mays, LS 66 L. Paxton, OL 67 D. Batiste, OL 68 Z. Beadles, OL 71 R. Hochstein, DL 79 M. Thomas, TE 82 D. Gronkowski, WR 87 E. Decker, WR 88 D. Thomas, DL 91 R. Fields, LB 94 J. Moss, DL 98 R. McBean. **DID NOT PLAY**: QB 15 T. Tebow. **INACTIVE**: QB 9 B. Quinn, CB 21 A. Goodman, RB 27 K. Moreno, FB 46 S. Larsen, LB 59 W. Woodyard, OL 69 E. Olsen, OL 75 C. Clark, TE 81 R. Quinn.

TENNESSEE TITANS

OFFENSE			DEFENSE		
WR	85	N. Washington	LE	93	J. Babin
LT	71	M. Roos	DT	91	J. Jones
LG	64	L. Harris	DT	97	T. Brown
C	54	E. Amano	RE	98	D. Ball
RG	73	J. Scott	DB	22	V. Fuller
RT	76	D. Stewart	MLB	55	S. Tulloch
TE	80	B. Scaife	OLB	92	W. Witherspoon
WR	12	J. Gage	LCB	20	A. Verner
QB	10	V. Young	RCB	31	C. Finnegan
FB	45	A. Hall	SS	24	C. Hope
RB	28	C. Johnson	FS	33	M. Griffin

TITANS SUBSTITUTIONS: K 2 R. Bironas, P 6 B. Kern, WR 17 D. Williams, WR 18 K. Britt, RB 21 J. Ringer, S 23 D. Nickey, CB 29 R. Mouton, S 39 N. Schommer, LB 52 J. Winborn, LB 56 C. Allred, LB 57 P. Bailey, LB/LS 58 K. Amato, LB 59 T. Shaw, C/G 61 F. Velasco, T/G 70 T. Kropog, DT 75 J. Haye, WR 83 M. Mariani, TE 88 C. Stevens, TE 89 J. Cook, DE 90 D. Morgan, DT 94 S. Marks, DE 95 W. Hayes. **DID NOT PLAY:** QB 5 K. Collins. **INACTIVE:** 3QB 11 R. Smith, CB 30 J. McCourty, S 32 R. Johnson, LB 53 R. Curran, T 66 M. Otto, G 77 R. Durand, DE 78 J. Ford, WR 87 L. Hawkins.

		1	2	3	4	OT	TOTAL
VISITOR	Denver Broncos	0	10	6	10	—	26
HOME	Tennessee Titans	0	10	10	0	—	20

FIELD GOALS (made ( ) missed)

M. Prater (36) (36) (35) (36)
R. Bironas 35WR (55) (46)

Team	Qtr	Clock Time	PLAY DESCRIPTION (Extra Point) (Drive Info)	SCORE Visitor	SCORE Home
BRONCOS	2	11:24	E. Royal 2 yd. pass from K. Orton (M. Prater kick) (5-68, 2:23)	7	0
TITANS	2	9:18	K. Britt 8 yd. pass from V. Young (R. Bironas kick) (4-71, 2:06)	7	7
BRONCOS	2	0:23	M. Prater 36 yd. Field Goal (13-62, 4:28)	10	7
TITANS	2	0:00	R. Bironas 55 yd. Field Goal (4-26, 0:23)	10	10
BRONCOS	3	10:30	M. Prater 36 yd. Field Goal (9-51, 4:30)	13	10
TITANS	3	10:19	M. Mariani 98 yd. kickoff return (R. Bironas kick) (0-0, 0:11)	13	17
BRONCOS	3	8:12	M. Prater 35 yd. Field Goal (4-6, 2:07)	16	17
TITANS	3	5:00	R. Bironas 46 yd. Field Goal (7-39, 3:12)	16	20
BRONCOS	4	1:33	C. Buckhalter 6 yd. pass from K. Orton (M. Prater kick) (5-49, 1:09)	23	20
BRONCOS	4	0:28	M. Prater 36 yd. Field Goal (4--1, 1:05)	26	20

FINAL INDIVIDUAL STATISTICS

Denver Broncos

RUSHING	ATT	YDS	AVG	LG	TD
K. Orton	3	11	3.7	8	0
L. Maroney	11	5	0.5	8	0
C. Buckhalter	6	3	0.5	5	0
TOTAL	**20**	**19**	**1.0**	**8**	**0**

PASSING	ATT	CMP	YDS	TKD/ YD	TD	LG	IN	Rtg.
K. Orton	50	35	341	6/33	2	41	1	93.8
TOTAL	**50**	**35**	**341**	**6/33**	**2**	**41**	**1**	**93.8**

PASS RECEIVING	NO	YDS	AVG	LG	TD
B. Lloyd	11	115	10.5	23	0
E. Royal	8	113	14.1	41	1
J. Gaffney	5	51	10.2	28	0
C. Buckhalter	5	38	7.6	12	1
D. Graham	3	5	1.7	5	0
L. Maroney	2	10	5.0	9	0
D. Thomas	1	9	9.0	9	0
TOTAL	**35**	**341**	**9.7**	**41**	**2**

INTERCEPTIONS	NO	YDS	AVG	LG	TD
TOTAL	**0**	**0**	**0.0**	—	**0**

PUNTING	NO	YDS	AVG	NET	TB	IN20	LG
B. Colquitt	5	208	41.6	35.8	1	2	51
TOTAL	**5**	**208**	**41.6**	**35.8**	**1**	**2**	**51**

PUNT RETURNS	NO	YDS	AVG	FC	LG	TD
E. Royal	4	36	9.0	0	14	0
[DOWNED]	1	0	0.0	0	—	0
[TOUCHBACK]	1	0	0.0	0	—	0
RETURNS	**4**	**36**	**9.0**	**0**	**14**	**0**

KICKOFF RETURNS	NO	YDS	AVG	FC	LG	TD
D. Thomas	4	144	36.0	0	65	0
RETURNS	**4**	**144**	**36.0**	**0**	**65**	**0**

Denver Broncos FUMBLES	Fum	Lost	Own Rec.	Yds	TD	FF	Opp. Rec.	Yds	TD	Out Bnds
L. Maroney	1	0	0	0	0	0	0	0	0	0
D. Graham	0	0	1	0	0	0	0	0	0	0
M. Haggan	0	0	0	0	0	1	0	0	0	0
R. McBean	0	0	0	0	0	0	1	1	0	0
C. Vaughn	0	0	0	0	0	0	1	0	0	0
TOTAL	**1**	**0**	**1**	**0**	**0**	**1**	**2**	**1**	**0**	**0**

Tennessee Titans

RUSHING	ATT	YDS	AVG	LG	TD
C. Johnson	19	53	2.8	8	0
J. Ringer	2	50	25.0	54	0
V. Young	1	18	18.0	18	0
TOTAL	**22**	**121**	**5.5**	**54**	**0**

PASSING	ATT	CMP	YDS	TKD/ YD	TD	LG	IN	Rtg.
V. Young	28	17	173	2/6	1	25	0	90.3
TOTAL	**28**	**17**	**173**	**2/6**	**1**	**25**	**0**	**90.3**

PASS RECEIVING	NO	YDS	AVG	LG	TD
N. Washington	4	42	10.5	19	0
K. Britt	3	23	7.7	8	1
C. Johnson	3	11	3.7	6	0
J. Gage	2	30	15.0	16	0
B. Scaife	2	27	13.5	25	0
J. Cook	1	17	17.0	17	0
C. Stevens	1	16	16.0	16	0
A. Hall	1	7	7.0	7	0
TOTAL	**17**	**173**	**10.2**	**25**	**1**

INTERCEPTIONS	NO	YDS	AVG	LG	TD
M. Griffin	1	9	9.0	9	0
TOTAL	**1**	**9**	**9.0**	**9**	**0**

PUNTING	NO	YDS	AVG	NET	TB	IN20	LG
B. Kern	6	245	40.8	31.5	1	0	60
TOTAL	**6**	**245**	**40.8**	**31.5**	**1**	**0**	**60**

PUNT RETURNS	NO	YDS	AVG	FC	LG	TD
M. Mariani	1	9	9.0	3	9	0
[TOUCHBACK]	1	0	0.0	0	—	0
RETURNS	**1**	**9**	**9.0**	**3**	**9**	**0**

KICKOFF RETURNS	NO	YDS	AVG	FC	LG	TD
M. Mariani	6	187	31.2	0	**98**	1
[TOUCHBACK]	1	0	0.0	0	—	0
RETURNS	**6**	**187**	**31.2**	**0**	**98**	**1**

Tennessee Titans FUMBLES	Fum	Lost	Own Rec.	Yds	TD	FF	Opp. Rec.	Yds	TD	Out Bnds
C. Johnson	1	1	0	0	0	0	0	0	0	0
M. Mariani	1	1	0	0	0	0	0	0	0	0
J. Jones	0	0	0	0	0	1	0	0	0	0
TOTAL	**2**	**2**	**0**	**0**	**0**	**1**	**0**	**0**	**0**	**0**

FINAL TEAM STATISTICS

	BRONCOS	TITANS
TOTAL FIRST DOWNS	22	13
By Rushing	3	3
By Passing	17	8
By Penalty	2	2
THIRD DOWN EFFICIENCY	3-15-20%	3-12-25%
FOURTH DOWN EFFICIENCY	1-2-50%	0-0-0%
TOTAL NET YARDS	327	288
Total Offensive Plays (inc. times thrown passing)	76	52
Average gain per offensive play	4.3	5.5
NET YARDS RUSHING	19	121
Total Rushing Plays	20	22
Average gain per rushing play	1.0	5.5
Tackles for a loss-number and yards	5-17	3-6
NET YARDS PASSING	308	167
Times thrown - yards lost attempting to pass	6-33	2-6
Gross yards passing	341	173
PASS ATTEMPTS-COMPLETIONS-HAD INTERCEPTED	50-35-1	28-17-0
Avg gain per pass play (inc.# thrown passing)	5.5	5.6
KICKOFFS Number-In End Zone-Touchbacks	7-1-1	4-0-0
PUNTS Number and Average	5-41.6	6-40.8
Had Blocked	0	0

	BRONCOS	TITANS
FGs - PATs Had Blocked	0-0	0-0
Net Punting Average	35.8	31.5
TOTAL RETURN YARDAGE (Not Including Kickoffs)	36	18
No. and Yards Punt Returns	4-36	1-9
No. and Yards Kickoff Returns	4-144	6-187
No. and Yards Interception Returns	0-0	1-9
PENALTIES Number and Yards	6-74	10-111
FUMBLES Number and Lost	1-0	2-2
TOUCHDOWNS	2	2
Rushing	0	0
Passing	2	1
Returns	0	1
EXTRA POINTS Made-Attempts	2-2	2-2
Kicking Made-Attempts	2-2	2-2
FIELD GOALS Made-Attempts	4-4	2-3
RED ZONE EFFICIENCY	2-7-29%	1-2-50%
GOAL TO GO EFFICIENCY	2-2-100%	0-0-0%
SAFETIES	0	0
FINAL SCORE	26	20
TIME OF POSSESSION	35:18	24:42

BRONCOS DEFENSIVE STATISTICS

(Press Box Totals)

PLAYER	UT	A	TT	S-YDS	I-YDS	PD	FF	FR
D. Williams	8	2	10	1-1	0-0	0	0	0
K. Vickerson	3	3	6	0-0	0-0	0	0	0
P. Cox	5	0	5	0-0	0-0	1	0	0
R. Ayers	4	1	5	0-0	0-0	0	0	0
B. Dawkins	4	0	4	1-5	0-0	0	0	0
J. Hunter	4	0	4	0-0	0-0	0	0	0
M. Haggan	3	1	4	0-0	0-0	0	1	0
J. Bannan	1	3	4	0-0	0-0	0	0	0
R. Hill	2	1	3	0-0	0-0	1	0	0
R. Fields	0	2	2	0-0	0-0	0	0	0
N. Jones	1	0	1	0-0	0-0	0	0	0
C. Bailey	1	0	1	0-0	0-0	0	0	0
J. Williams	1	0	1	0-0	0-0	0	0	0
M. Thomas	1	0	1	0-0	0-0	0	0	0
R. McBean	0	0	0	0-0	0-0	0	0	1
TEAM TOTALS	**38**	**13**	**51**	**2-6**	**0-0**	**2**	**1**	**1**

5 Baltimore 31, Denver 17

Sunday, Oct. 10, 2010 • 1:02 p.m. EDT • M&T Bank Stadium • Baltimore

WEATHER: Sunny, 67º, Wind SSW 6 mph • **TIME:** 3:04 • **ATTENDANCE:** 71,246

The Denver Broncos were unable to recover from a 17-point deficit in the first half, losing to the Baltimore Ravens 31-17 in front of 71,246 fans at M&T Bank Stadium.

Quarterback Kyle Orton completed 23-of-38 passes for 314 yards with two touchdowns (104.5 rtg.), but his two long scoring passes to wide receiver Brandon Lloyd—42 and 44 yards—in the final minute of each half were not enough to keep the Broncos within reach.

Denver's defense came up with a goal-line stand on fourth down on Baltimore's initial possession, but a season-high 10 penalties and a potent Ravens rushing attack (233 yds.) halted any momentum the Broncos had and caused them to play from behind the entire day.

Baltimore scored 17 points in a span of 6:24 late in the first quarter, starting with a pair of 1-yard runs by quarterback Joe Flacco and running back Ray Rice. Ravens kicker Billy Cundiff added a 37-yard field goal after Broncos wide receiver Demaryius Thomas fumbled on a kickoff return to set up the Ravens' offense in Denver territory.

Orton led Denver on a 5-play, 59-yard drive late in the second quarter and connected with Lloyd on a 42-yard touchdown pass with 0:48 remaining in the half to cut the Ravens' lead to 17-7.

A promising drive for Denver to open the second half stalled at the Baltimore 37-yard line and the Broncos were forced to punt.

After the teams traded punts on their next possessions, the Ravens executed two long touchdown drives—spanning a combined 14:09—to put the game out of reach.

Rice, who finished the day with 27 rushes for 133 yards (4.9 avg.) with two touchdowns and led Baltimore with four receptions for 26 yards (6.5 avg.), scored on a 1-yard touchdown run on the second play of the fourth quarter to give the Ravens a 24-7 lead.

Kicker Matt Prater brought Denver back within two scores after converting a 38-yard field goal attempt, but Rice and Baltimore's offense took control again on the next possession.

Rice was the featured target for the first nine plays of the Ravens' 11-play, 90-yard drive that ended with Baltimore running back Willis McGahee's 30-yard touchdown run with 5:19 remaining in the game.

Lloyd hauled in another touchdown, a 44-yarder from Orton with 0:43 left to cut the lead to 31-17, but Denver's running game, which mustered just three carries in the second half and just 39 yards overall, eventually doomed the visitors.

Flacco finished the afternoon completing 14-of-25 passes for 196 yards (81.4 rtg.) to go along with his 20 yards and one score on the ground.

OFFICIALS:

Referee — Jerome Boger (23); **Umpire** — Carl Paganelli (124); **Head Linesman** — Steve Stelljes (22); **Line Judge** — Gary Arthur (108); **Side Judge** — Joe Larrew (73); **Field Judge** — Doug Rosenbaum (67); **Back Judge** — Gene Steratore (114); **Replay** — Mark Burns.

DENVER BRONCOS

OFFENSE			DEFENSE		
WR	88	D. Thomas	DE	99	K. Vickerson
LT	78	R. Clady	NT	76	J. Williams
LG	71	R. Hochstein	DE	97	J. Bannan
C	50	J. Walton	OLB	52	J. Hunter
RG	73	C. Kuper	ILB	55	D. Williams
RT	74	R. Harris	ILB	57	M. Haggan
TE	89	D. Graham	OLB	56	R. Ayers
WR	19	E. Royal	LCB	24	C. Bailey
QB	8	K. Orton	RCB	21	A. Goodman
RB	26	L. Maroney	S	23	R. Hill
FB	82	D. Gronkowski	S	20	B. Dawkins

BRONCOS SUBSTITUTIONS: P 4 B. Colquitt, K 5 M. Prater, WR 10 J. Gaffney, WR 12 M. Willis, RB 28 C. Buckhalter, RB 29 A. Brown, S 30 D. Bruton, S 31 D. McBath, CB 32 P. Cox, CB 33 N. Jones, CB 41 C. Vaughn, LB 51 J. Mays, LB 59 W. Woodyard, LS 66 L. Paxton, OL 67 D. Batiste, OL 68 Z. Beadles, DL 79 M. Thomas, TE 81 R. Quinn, WR 84 B. Lloyd, DL 91 R. Fields, LB 94 J. Moss, DL 98 R. McBean. **DID NOT PLAY:** QB 15 T. Tebow. **INACTIVE:** 3QB 9 B. Quinn, CB 22 S. Thompson, RB 27 K. Moreno, FB 46 S. Larsen, OL 64 S. Daniels, OL 69 E. Olsen, OL 75 C. Clark, WR 87 E. Decker.

BALTIMORE RAVENS

OFFENSE			DEFENSE		
WR	85	D. Mason	DT	91	B. McKinney
LT	74	M. Oher	NT	97	K. Gregg
LG	66	B. Grubbs	DE	93	C. Redding
C	77	M. Birk	RUSH	55	T. Suggs
RG	65	C. Chester	WILL	53	J. McClain
RT	73	M. Yanda	MIKE	52	R. Lewis
TE	86	T. Heap	SAM	95	J. Johnson
WR	81	A. Boldin	LCB	25	C. Carr
QB	5	J. Flacco	SS	26	D. Landry
FB	33	L. McClain	FS	28	T. Zbikowski
RB	27	R. Rice	RCB	31	F. Washington

BALTIMORE SUBSTITUTIONS: P 4 S. Koch, K 7 B. Cundiff, WR 11 M. Smith, WR 16 D. Reed, CB/RS 21 L. Webb, S 22 K. Hamlin, RB 23 W. McGahee, CB 29 C. Williams, RB 34 J. Parmele, CB 37 J. Wilson, S 43 H. Nakamura, LS 46 M. Cox, OLB 50 E. Jones, OLB 54 P. Burgess, ILB 58 J. Phillips, ILB 59 D. Ellerbe, NT 62 T. Cody, T 64 O. Cousins, G/T 79 T. Moll, TE 83 E. Dickson, WR 84 T. Houshmandzadeh, DT 92 H. Ngata. **DID NOT PLAY:** QB 10 M. Bulger. **INACTIVE:** WR 18 D. Stallworth, ILB 56 T. Gooden, OT 60 S. Kooistra, DT 61 A. Jones, T 71 J. Gaither, TE 88 D. Pitta, DT 96 L. Divens, DE 99 P. Kruger.

		1	2	3	4	OT	TOTAL
VISITOR	Denver Broncos	0	7	0	10	—	17
HOME	Baltimore Ravens	7	10	0	14	—	31

FIELD GOALS (made ( ) missed)
M. Prater (38)
B. Cundiff (37)

Team	Qtr	Clock Time	PLAY DESCRIPTION (Extra Point) (Drive Info)	SCORE Visitor	SCORE Home
RAVENS	1	0:45	J. Flacco 1 yd. run (B. Cundiff kick) (9-73, 4:36)	0	7
RAVENS	2	10:16	R. Rice 1 yd. run (B. Cundiff kick) (5-72, 2:30)	0	14
RAVENS	2	9:21	B. Cundiff 37 yd. Field Goal (4-2, 0:48)	0	17
BRONCOS	2	0:48	B. Lloyd 42 yd. pass from K. Orton (M. Prater kick) (5-59, 1:09)	7	17
RAVENS	4	14:21	R. Rice 1 yd. run (B. Cundiff kick) (14-72, 7:25)	7	24
BRONCOS	4	11:50	M. Prater 38 yd. Field Goal (8-61, 2:31)	10	24
RAVENS	4	5:06	W. McGahee 30 yd. run (B. Cundiff kick) (11-90, 6:44)	10	31
BRONCOS	4	0:35	B. Lloyd 44 yd. pass from K. Orton (M. Prater kick) (5-90, 1:16)	17	31

FINAL INDIVIDUAL STATISTICS

Denver Broncos

RUSHING	ATT	YDS	AVG	LG	TD
L. Maroney	6	27	4.5	13	0
C. Buckhalter	5	13	2.6	8	0
A. Brown	2	-1	-0.5	0	0
TOTAL	**13**	**39**	**3.0**	**13**	**0**

PASSING	ATT	CMP	YDS	TKD/YD	TD	LG	IN	Rtg.
K. Orton	38	23	314	1/7	2	44	0	104.5
TOTAL	**38**	**23**	**314**	**1/7**	**2**	**44**	**0**	**104.5**

PASS RECEIVING	NO	YDS	AVG	LG	TD
J. Gaffney	9	87	9.7	23	0
B. Lloyd	5	135	27.0	**44**	2
E. Royal	4	31	7.8	13	0
D. Thomas	2	12	6.0	10	0
D. Graham	1	28	28.0	28	0
C. Buckhalter	1	12	12.0	12	0
D. Gronkowski	1	9	9.0	9	0
TOTAL	**23**	**314**	**13.7**	**44**	**2**

INTERCEPTIONS	NO	YDS	AVG	LG	TD
TOTAL	**0**	**0**	**0**	**0**	**0**

PUNTING	NO	YDS	AVG	NET	TB	IN20	LG
B. Colquitt	7	281	40.1	35.7	0	0	53
TOTAL	**7**	**281**	**40.1**	**35.7**	**0**	**0**	**53**

PUNT RETURNS	NO	YDS	AVG	FC	LG	TD
E. Royal	0	0	0.0	1	—	0
[OUT OF BOUNDS]	2	0	0.0	0	—	0
[TOUCHBACK]	1	0	0.0	0	—	0
RETURNS	**0**	**0**	**0.0**	**1**	**—**	**0**

KICKOFF RETURNS	NO	YDS	AVG	FC	LG	TD
E. Royal	1	33	33.0	0	33	0
D. Thomas	1	21	21.0	0	21	0
[TOUCHBACK]	4	0	0.0	0	—	0
RETURNS	**2**	**54**	**27.0**	**0**	**33**	**0**

Denver Broncos FUMBLES	Fum	Lost	Own Rec.	Yds	TD	FF	Opp. Rec.	Yds	TD	Out Bnds
D. Thomas	1	1	0	0	0	0	0	0	0	0
TOTAL	**1**	**1**	**0**	**0**	**0**	**0**	**0**	**0**	**0**	**0**

Baltimore Ravens

RUSHING	ATT	YDS	AVG	LG	TD
R. Rice	27	133	4.9	18	2
W. McGahee	10	67	6.7	**30**	1
J. Flacco	5	20	4.0	9	1
L. McClain	5	13	2.6	6	0
TOTAL	**47**	**233**	**5.0**	**30**	**4**

PASSING	ATT	CMP	YDS	TKD/YD	TD	LG	IN	Rtg.
J. Flacco	25	14	196	1/14	0	58	0	81.4
TOTAL	**25**	**14**	**196**	**1/14**	**0**	**58**	**0**	**81.4**

PASS RECEIVING	NO	YDS	AVG	LG	TD
R. Rice	4	26	6.5	12	0
D. Mason	3	47	15.7	19	0
T. Houshmandzadeh	2	24	12.0	17	2
L. McClain	2	11	5.5	12	0
E. Dickson	1	58	58.0	58	0
T. Heap	1	22	22.0	22	0
A. Boldin	1	8	8.0	8	0
TOTAL	**14**	**196**	**14.0**	**58**	**0**

INTERCEPTIONS	NO	YDS	AVG	LG	TD
TOTAL	**0**	**0**	**0**	**0**	**0**

PUNTING	NO	YDS	AVG	NET	TB	IN20	LG
S. Koch	4	174	43.5	38.5	1	1	53
TOTAL	**4**	**174**	**43.5**	**38.5**	**1**	**1**	**53**

PUNT RETURNS	NO	YDS	AVG	FC	LG	TD
T. Zbikowski	2	21	10.5	2	12	0
C. Carr	1	10	10.0	0	10	0
[OUT OF BOUNDS]	2	0	0.0	0	—	0
RETURNS	**3**	**31**	**10.3**	**2**	**12**	**0**

KICKOFF RETURNS	NO	YDS	AVG	FC	LG	TD
J. Wilson	3	60	20.0	0	26	0
RETURNS	**3**	**60**	**20.0**	**0**	**26**	**0**

Baltimore Ravens FUMBLES	Fum	Lost	Own Rec.	Yds	TD	FF	Opp. Rec.	Yds	TD	Out Bnds
J. Phillips	0	0	0	0	0	1	0	0	0	0
K. Hamlin	0	0	0	0	0	0	1	0	0	0
TOTAL	**0**	**0**	**0**	**0**	**0**	**1**	**1**	**0**	**0**	**0**

FINAL TEAM STATISTICS

	BRONCOS	RAVENS
TOTAL FIRST DOWNS	16	28
By Rushing	1	17
By Passing	14	10
By Penalty	1	1
THIRD DOWN EFFICIENCY	5-13-38%	7-13-54%
FOURTH DOWN EFFICIENCY	0-0-0%	0-1-0%
TOTAL NET YARDS	346	415
Total Offensive Plays (inc. times thrown passing)	52	73
Average gain per offensive play	6.7	5.7
NET YARDS RUSHING	39	233
Total Rushing Plays	13	47
Average gain per rushing play	3.0	5.0
Tackles for a loss-number and yards	4-6	0-0
NET YARDS PASSING	307	182
Times thrown - yards lost attempting to pass	1-7	1-14
Gross yards passing	314	196
PASS ATTEMPTS-COMPLETIONS-HAD INTERCEPTED	38-23-0	25-14-0
Avg gain per pass play (inc.# thrown passing)	7.9	7.0
KICKOFFS Number-In End Zone-Touchbacks	4-1-0	6-5-4
PUNTS Number and Average	7-40.1	4-43.5
Had Blocked	0	0
FGs - PATs Had Blocked	0-0	0-0
Net Punting Average	35.7	38.5
TOTAL RETURN YARDAGE (Not Including Kickoffs)	0	31
No. and Yards Punt Returns	0-0	3-31
No. and Yards Kickoff Returns	2-54	3-60
No. and Yards Interception Returns	0-0	0-0
PENALTIES Number and Yards	10-90	5-66
FUMBLES Number and Lost	1-1	0-0
TOUCHDOWNS	2	4
Rushing	0	4
Passing	2	0
EXTRA POINTS Made-Attempts	2-2	4-4
Kicking Made-Attempts	2-2	4-4
FIELD GOALS Made-Attempts	1-1	1-1
RED ZONE EFFICIENCY	0-1-0%	3-5-60%
GOAL TO GO EFFICIENCY	0-0-0%	3-4-75%
SAFETIES	0	0
FINAL SCORE	17	31
TIME OF POSSESSION	23:43	36:17

BRONCOS DEFENSIVE STATISTICS

(Press Box Totals)

PLAYER	UT	A	TT	S-YDS	I-YDS	PD	FF	FR
D. Williams	10	5	15	0-0	0-0	0	0	0
J. Hunter	6	3	9	1-14	0-0	0	0	0
B. Dawkins	5	3	8	0-0	0-0	1	0	0
M. Haggan	4	4	8	0-0	0-0	0	0	0
R. Hill	4	3	7	0-0	0-0	0	0	0
P. Cox	5	1	6	0-0	0-0	1	0	0
J. Bannan	5	0	5	0-0	0-0	0	0	0
K. Vickerson	3	2	5	0-0	0-0	0	0	0
N. Jones	4	0	4	0-0	0-0	0	0	0
M. Thomas	4	0	4	0-0	0-0	0	0	0
R. Ayers	2	0	2	0-0	0-0	0	0	0
C. Bailey	1	1	2	0-0	0-0	1	0	0
J. Williams	1	1	2	0-0	0-0	0	0	0
D. McBath	1	0	1	0-0	0-0	0	0	0
R. Fields	1	0	1	0-0	0-0	0	0	0
R. McBean	1	0	1	0-0	0-0	0	0	0
TEAM TOTALS	**57**	**23**	**80**	**1-14**	**0-0**	**3**	**0**	**0**

6 New York Jets 24, Denver 20

Sunday, Oct. 17, 2010 • 2:05 p.m. MDT • INVESCO Field at Mile High • Denver

WEATHER: Partly Cloudy, 73º, Wind Variable 4 mph • **TIME:** 3:09 • **ATTENDANCE:** 75,982

The Denver Broncos recorded three takeaways against the AFC East-leading New York Jets and held the lead in the fourth quarter of the back-and-forth game, but Jets running back LaDainian Tomlinson scored the decisive touchdown with 1:13 remaining to give New York the 24-20 win at INVESCO Field at Mile High.

Tomlinson's late touchdown came after the Jets converted on two third downs to move into Broncos' territory with 1:26 left. New York was faced with a fourth-and-6 when quarterback Mark Sanchez heaved the ball to the 2-yard line where Denver safety Renaldo Hill was called for pass interference on Jets wide receiver Santonio Holmes. Tomlinson then scored his second touchdown of the game to help his team to the win.

The game started slowly for both teams, as neither squad scored in the first quarter. The Broncos had an opportunity for three early points, but kicker Matt Prater was forced to fall on a botched snap on a field goal attempt early in the period.

The Jets took the lead with a 13-play, 77-yard drive capped by Sanchez's 32-yard touchdown pass to wide receiver Braylon Edwards.

The Broncos answered the Jets' touchdown with a quick scoring drive of their own on their ensuing possession. After quarterback Kyle Orton hit wide receiver Jabar Gaffney with a pair of 16-yard passes and a 27-yard strike during the course of the drive, rookie quarterback Tim Tebow took a snap from the shotgun and ran for his first NFL touchdown to even the score at 7-7.

Denver took advantage of an interception by rookie cornerback Syd'Quan Thompson late in the first half, and Prater converted the second-longest field goal in team history from 59 yards out as time expired to give the Broncos a 10-7 lead going into the locker room.

Prater missed his second field goal attempt of the afternoon—from 49 yards—on Denver's first possession of the second half, and Jets kicker Nick Folk added a 56-yarder for New York to tie the game at 10-10 with 6:47 remaining in the third quarter.

Broncos rookie wide receiver Demaryius Thomas hauled in a 17-yard touchdown pass from Orton with All-Pro cornerback Darrelle Revis in coverage to give Denver its second lead of the game, 17-10, late in the third.

Denver held on to the advantage going into the final quarter, but Tomlinson brought the Jets back, scoring on a 20-yard run to even the game at 17-17. Prater rebounded from his earlier miss to connect on a 48-yard field goal to give Denver a three-point advantage with 4:00 remaining and set the stage for New York's game-winning scoring drive.

A Denver comeback was thwarted when an errant shotgun snap in Jets territory was recovered by New York.

OFFICIALS:

Referee — Tony Corrente (99); **Umpire** — Fred Bryan (11); **Head Linesman** — John McGrath (5); **Line Judge** — Adrian Hill (29); **Side Judge** — Allen Baynes (56); **Field Judge** — Gary Cavaletto (60); **Back Judge** — Gregory Wilson (119); **Replay** — Howard Slavin.

DENVER BRONCOS

OFFENSE			DEFENSE		
WR	84	B. Lloyd	DE	99	K. Vickerson
LT	78	R. Clady	NT	76	J. Williams
LG	71	R. Hochstein	DE	97	J. Bannan
C	50	J. Walton	DT	79	M. Thomas
RG	73	C. Kuper	OLB	52	J. Hunter
RT	68	Z. Beadles	ILB	55	D. Williams
TE	89	D. Graham	ILB	57	M. Haggan
WR	19	E. Royal	LCB	24	C. Bailey
WR	10	J. Gaffney	RCB	32	P. Cox
QB	8	K. Orton	S	23	R. Hill
RB	27	K. Moreno	S	33	N. Jones

BRONCOS SUBSTITUTIONS: P 4 B. Colquitt, K 5 M. Prater, WR 12 M. Willis, QB 15 T. Tebow, CB 22 S. Thompson, RB 26 L. Maroney, RB 28 C. Buckhalter, S 30 D. Bruton, S 34 K. McCarthy, CB 41 C. Vaughn, FB 46 S. Larsen, LB 51 J. Mays, LB 58 K. Alexander, OL 64 S. Daniels, LS 66 L. Paxton, TE 81 R. Quinn, TE 82 D. Gronkowski, WR 87 E. Decker, WR 88 D. Thomas, DL 91 R. Fields, LB 94 J. Moss, DL 98 R. McBean. **DID NOT PLAY:** OL 74 R. Harris. **INACTIVE:** 3QB 9 B. Quinn, S 20 B. Dawkins, CB 21 A. Goodman, S 31 D. McBath, LB 56 R. Ayers, LB 59 W. Woodyard, OL 69 E. Olsen, OL 75 C. Clark.

NEW YORK JETS

OFFENSE			DEFENSE		
TE	78	W. Hunter	END	92	S. Ellis
LT	60	D. Ferguson	NT	91	S. Pouha
LG	68	M. Slauson	DT	99	J. Taylor
C	74	N. Mangold	CB	30	D. Coleman
RG	65	B. Moore	WILL	57	B. Scott
RT	67	D. Woody	MIKE	52	D. Harris
TE	84	B. Hartsock	OLB	97	C. Pace
WR	17	B. Edwards	CB	24	D. Revis
QB	6	M. Sanchez	CB	31	A. Cromartie
FB	49	T. Richardson	S	36	J. Leonhard
RB	21	L. Tomlinson	S	22	B. Pool

JETS SUBSTITUTIONS: K 2 N. Folk, P 9 S. Weatherford, WR 10 S. Holmes, WR 16 B. Smith, CB 20 K. Wilson, RB 23 S. Greene, CB 26 D. Lowery, S 33 E. Smith, CB 34 M. Cole, FB 38 J. Conner, S 44 J. Ihedigbo, LS 46 T. Purdum, DE 50 V. Gholston, LB 54 K. Cummings, LB 56 L. Laury, LB 58 B. Thomas, DE 70 M. Devito, OL 75 R. Turner, TE 81 D. Keller, TE 82 M. Mulligan, , WR 89 J. Cotchery, DE 93 T. Pryce. **DID NOT PLAY:** QB 8 M. Brunell. **INACTIVE:** 3QB 11 K. Clemens, RB 25 J. McKnight, LB 55 J. Westerman, OL 62 V. Ducasse, TE 86 J. Cumberland, DT 94 M. Dixon, DT 95 H. Green, DL 98 M. Kroul.

		1	2	3	4	OT	TOTAL
VISITOR	New York Jets	0	7	3	14	—	24
HOME	Denver Broncos	0	10	7	3	—	20

FIELD GOALS (made ( ) missed)

N. Folk (56)

M. Prater (59) 49WR (48)

Team	Qtr	Clock Time	PLAY DESCRIPTION (Extra Point) (Drive Info)	SCORE Visitor	SCORE Home
JETS	2	14:54	B. Edwards 32 yd. pass from M. Sanchez (N. Folk kick) (13-77, 6:40)	7	0
BRONCOS	2	11:11	T. Tebow 5 yd. run (M. Prater kick) (8-80, 3:43)	7	7
BRONCOS	2	0:00	M. Prater 59 yd. Field Goal (7-24, 0:39)	7	10
JETS	3	6:41	N. Folk 56 yd. Field Goal (6-23, 2:57)	10	10
BRONCOS	3	1:23	D. Thomas 17 yd. pass from K. Orton (M. Prater kick) (5-66, 1:36)	10	17
JETS	4	8:36	L. Tomlinson 20 yd. run (N. Folk kick) (5-54, 2:07)	17	17
BRONCOS	4	3:55	M. Prater 48 yd. Field Goal (9-50, 4:41)	17	20
JETS	4	1:13	L. Tomlinson 2 yd. run (N. Folk kick) (10-80, 2:42)	24	20

FINAL INDIVIDUAL STATISTICS

New York Jets

RUSHING	ATT	YDS	AVG	LG	TD
L. Tomlinson	16	55	3.4	20	2
S. Greene	9	43	4.8	8	0
B. Smith	3	18	6.0	8	0
S. Holmes	1	14	14.0	14	0
M. Sanchez	1	-1	-1.0	-1	0
TOTAL	**30**	**129**	**4.3**	**20**	**2**

PASSING	ATT	CMP	YDS	TKD/YD	TD	LG	IN	Rtg.
M. Sanchez	30	17	198	2/8	1	41	2	60.1
TOTAL	**30**	**17**	**198**	**2/8**	**1**	**41**	**2**	**60.1**

PASS RECEIVING	NO	YDS	AVG	LG	TD
S. Holmes	4	47	11.8	22	0
B. Edwards	4	46	11.5	32	1
J. Cotchery	4	18	4.5	8	0
D. Keller	3	75	25.0	41	0
L. Tomlinson	2	12	6.0	8	0
TOTAL	**17**	**198**	**11.6**	**41**	**1**

INTERCEPTIONS	NO	YDS	AVG	LG	TD
TOTAL	**0**	**0**	**0**	**—**	**0**

PUNTING	NO	YDS	AVG	NET	TB	IN20	LG
S. Weatherford	5	243	48.6	42.2	0	1	54
TOTAL	**5**	**243**	**48.6**	**42.2**	**0**	**1**	**54**

PUNT RETURNS	NO	YDS	AVG	FC	LG	TD
J. Leonhard	2	17	8.5	0	13	0
K. Wilson	1	6	6.0	0	6	0
[OUT OF BOUNDS]	1	0	0.0	0	—	0
[TOUCHBACK]	2	0	0.0	0	—	0
RETURNS	**3**	**23**	**7.7**	**0**	**13**	**0**

KICKOFF RETURNS	NO	YDS	AVG	FC	LG	TD
B. Smith	1	26	26.0	0	26	0
[TOUCHBACK]	2	0	0.0	0	—	0
RETURNS	**1**	**26**	**26.0**	**0**	**26**	**0**

New York Jets FUMBLES	Fum	Own Lost	Own Rec.	Yds	TD	FF	Opp. Rec.	Yds	TD	Out Bnds
S. Holmes	1	1	0	0	0	0	0	0	0	0
D. Coleman	0	0	0	0	0	1	0	0	0	0
D. Lowery	0	0	0	0	0	0	1	0	0	0
D. Revis	0	0	0	0	0	0	1	0	0	0
TOTAL	**1**	**1**	**0**	**0**	**0**	**1**	**2**	**0**	**0**	**0**

Denver Broncos

RUSHING	ATT	YDS	AVG	LG	TD
K. Moreno	12	48	4.0	14	0
T. Tebow	6	23	3.8	6	1
K. Orton	3	22	7.3	13	0
C. Buckhalter	6	20	3.3	13	0
L. Maroney	7	18	2.6	9	0
E. Royal	1	13	13.0	13	0
S. Larsen	1	1	1.0	1	0
B. Colquitt	1	0	0.0	0	0
TOTAL	**37**	**145**	**3.9**	**14**	**1**

PASSING	ATT	CMP	YDS	TKD/YD	TD	LG	IN	Rtg.
K. Orton	34	14	209	1/8	1	29	0	71.8
TOTAL	**34**	**14**	**209**	**1/8**	**1**	**29**	**0**	**71.8**

PASS RECEIVING	NO	YDS	AVG	LG	TD
J. Gaffney	6	81	13.5	27	0
B. Lloyd	4	74	18.5	29	0
E. Royal	3	37	12.3	24	0
D. Thomas	1	17	17.0	17	1
TOTAL	**14**	**209**	**14.9**	**29**	**1**

INTERCEPTIONS	NO	YDS	AVG	LG	TD
S. Thompson	1	18	18.0	18	0
J. Hunter	1	14	14.0	14	0
TOTAL	**2**	**32**	**16.0**	**18**	**0**

PUNTING	NO	YDS	AVG	NET	TB	IN20	LG
B. Colquitt	6	301	50.2	39.7	2	1	58
TOTAL	**6**	**301**	**50.2**	**39.7**	**2**	**1**	**58**

PUNT RETURNS	NO	YDS	AVG	FC	LG	TD
E. Royal	1	32	32.0	1	32	0
S. Thompson	0	0	0.0	2	—	0
[DOWNED]	1	0	0.0	0	—	0
RETURNS	**1**	**32**	**32.0**	**3**	**32**	**0**

KICKOFF RETURNS	NO	YDS	AVG	FC	LG	TD
[TOUCHBACK]	5	0	0.0	0	—	0
RETURNS	**0**	**0**	**0.0**	**0**	**—**	**0**

Denver Broncos FUMBLES	Fum	Own Lost	Own Rec.	Yds	TD	FF	Opp. Rec.	Yds	TD	Out Bnds
K. Moreno	1	1	0	0	0	0	0	0	0	0
L. Paxton	1	0	0	-13	0	0	0	0	0	0
J. Walton	1	1	0	-13	0	0	0	0	0	0
M. Prater	0	0	1	0	0	0	0	0	0	0
P. Cox	0	0	0	0	0	1	0	0	0	0
R. Hill	0	0	0	0	0	0	1	0	0	0
TOTAL	**3**	**2**	**1**	**-26**	**0**	**1**	**1**	**0**	**0**	**0**

FINAL TEAM STATISTICS

	JETS	BRONCOS
TOTAL FIRST DOWNS	17	21
By Rushing	7	7
By Passing	9	10
By Penalty	1	4
THIRD DOWN EFFICIENCY	5-13-38%	7-18-39%
FOURTH DOWN EFFICIENCY	0-0-0%	0-1-0%
TOTAL NET YARDS	319	346
Total Offensive Plays (inc. times thrown passing)	62	72
Average gain per offensive play	5.1	4.8
NET YARDS RUSHING	129	145
Total Rushing Plays	30	37
Average gain per rushing play	4.3	3.9
Tackles for a loss-number and yards	3-3	4-10
NET YARDS PASSING	190	201
Times thrown - yards lost attempting to pass	2-8	1-8
Gross yards passing	198	209
PASS ATTEMPTS-COMPLETIONS-HAD INTERCEPTED	30-17-2	34-14-0
Avg gain per pass play (inc.# thrown passing)	5.9	5.7
KICKOFFS Number-In End Zone-Touchbacks	5-5-5	4-3-2
PUNTS Number and Average	5-48.6	6-50.2
Had Blocked	0	0

	JETS	BRONCOS
FGs - PATs Had Blocked	0-0	0-0
Net Punting Average	42.2	39.7
TOTAL RETURN YARDAGE (Not Including Kickoffs)	23	64
No. and Yards Punt Returns	3-23	1-32
No. and Yards Kickoff Returns	1-26	0-0
No. and Yards Interception Returns	0-0	2-32
PENALTIES Number and Yards	6-74	5-81
FUMBLES Number and Lost	1-1	3-2
TOUCHDOWNS	3	2
Rushing	2	1
Passing	1	1
EXTRA POINTS Made-Attempts	3-3	2-2
Kicking Made-Attempts	3-3	2-2
FIELD GOALS Made-Attempts	1-1	2-3
RED ZONE EFFICIENCY	1-1-100%	2-3-67%
GOAL TO GO EFFICIENCY	1-1-100%	1-1-100%
SAFETIES	0	0
FINAL SCORE	24	20
TIME OF POSSESSION	29:37	30:23

BRONCOS DEFENSIVE STATISTICS

(Press Box Totals)

PLAYER	UT	A	TT	S-YDS	I-YDS	PD	FF	FR
D. Williams	8	3	11	1-5	0-0	2	0	0
P. Cox	7	0	7	0-0	0-0	2	1	0
N. Jones	6	1	7	0-0	0-0	1	0	0
M. Haggan	4	2	6	0-0	0-0	0	0	0
C. Bailey	3	1	4	0-0	0-0	1	0	0
J. Williams	2	1	3	0-0	0-0	0	0	0
M. Thomas	2	0	2	1-3	0-0	0	0	0
J. Hunter	2	0	2	0-0	1-14	1	0	0

PLAYER	UT	A	TT	S-YDS	I-YDS	PD	FF	FR
R. Hill	1	1	2	0-0	0-0	0	0	1
S. Thompson	1	0	1	0-0	1-18	2	0	0
R. Fields	1	0	1	0-0	0-0	0	0	0
J. Bannan	1	0	1	0-0	0-0	0	0	0
K. Vickerson	1	0	1	0-0	0-0	0	0	0
J. Mays	1	0	1	0-0	0-0	0	0	0
R. McBean	0	1	1	0-0	0-0	0	0	0
TEAM TOTALS	**40**	**10**	**50**	**2-8**	**2-32**	**9**	**1**	**1**

7 Oakland 59, Denver 14

Sunday, Oct. 24, 2010 • 2:15 p.m. MDT • INVESCO Field at Mile High • Denver

WEATHER: Mostly Cloudy, 63º, Wind NW 9 mph • **TIME:** 3:08 • **ATTENDANCE:** 75,835

The Denver Broncos turned the ball over on their first two plays from scrimmage and surrendered 38 consecutive points to start the game in a 59-14 loss to the Oakland Raiders in front of a sell-out crowd of 75,835 at INVESCO Field at Mile High Stadium.

In Denver's first divisional game of the 2010 season, Oakland used a potent rushing attack that accounted for 328 of the Raiders' 508 total yards on the day to beat Denver. Running back Darren McFadden racked up 165 yards on the ground to go along with four total touchdowns, while six other Raiders added to the rushing total.

The Raiders' offense was on display early, opening the game with a 9-play, 80-yard scoring drive, capped by a 43-yard touchdown pass from quarterback Jason Campbell to tight end Zach Miller.

Oakland's defense quickly added to its lead, as Broncos quarterback Kyle Orton was intercepted on Denver's first offensive play by Raiders cornerback Chris Johnson who raced 30 yards for a touchdown to give Oakland 14 points in a span of eight seconds.

On the first play of Denver's second possession, wide receiver Demaryius Thomas fumbled the ball, giving Oakland good field position. The Raiders took advantage in just three plays, as McFadden scored his first touchdown of the day on a 4-yard run to put his team up 21-0.

A Sebastian Janikowski field goal put the score at 24-0 at the end of the first quarter, and the Raiders were not finished.

Campbell, who completed 12-of-20 passes for 204 yards with two touchdowns (127.9 rtg.) on the afternoon, found McFadden for a 19-yard scoring toss and a 31-0 Raiders advantage.

McFadden scored on a 4-yard run midway through the second quarter to put Oakland on top 38-0 before the Broncos finally put points on the board with a 7-yard touchdown run by running back Knowshon Moreno with just under two minutes remaining in the half.

The Broncos took just three plays to find the end zone at the start of the third quarter, as Moreno took a short pass from Orton and raced 27 yards for a touchdown to make the score 38-14.

Any chance of a Denver comeback was spoiled by Oakland on the next possession when the Raiders used a methodical 10-play, 80-yard scoring drive to erase any doubt over the outcome. Fullback Marcel Reece provided the knockout punch with a 1-yard touchdown on fourth down to give Oakland a 45-14 lead.

A 57-yard touchdown run by McFadden and a 1-yard scoring run by running back Michael Bush at the end of the third quarter capped a string of 21 unanswered points in third quarter to give Oakland its 59-14 win in the Mile High City.

OFFICIALS:

Referee — Terry McAulay (77); **Umpire** — Paul King (121); **Head Linesman** — Greg Bradley (98); **Line Judge** — Mark Steinkerchner (84); **Side Judge** — Michael Banks (72); **Field Judge** — Terry Brown (43); **Back Judge** — Gregory Steed (12); **Replay** — Earnie Frantz.

DENVER BRONCOS

OFFENSE			DEFENSE		
WR	84	B. Lloyd	DE	99	K. Vickerson
LT	78	R. Clady	NT	76	J. Williams
LG	71	R. Hochstein	DE	97	J. Bannan
C	50	J. Walton	OLB	52	J. Hunter
RG	73	C. Kuper	ILB	55	D. Williams
RT	68	Z. Beadles	OLB	57	M. Haggan
TE	89	D. Graham	ILB	51	J. Mays
WR	19	E. Royal	LCB	24	C. Bailey
WR	10	J. Gaffney	RCB	32	P. Cox
QB	8	K. Orton	S	23	R. Hill
RB	27	K. Moreno	S	33	N. Jones

BRONCOS SUBSTITUTIONS: P 4 B. Colquitt, K 5 M. Prater, QB 15 T. Tebow, CB 22 S. Thompson, S 30 D. Bruton, S 34 K. McCarthy, CB 41 C. Vaughn, FB 46 S. Larsen, LB 53 D. Briggs, LB 58 K. Alexander, OL 64 S. Daniels, LS 66 L. Paxton, DL 79 M. Thomas, TE 81 R. Quinn, TE 82 D. Gronkowski, WR 87 E. Decker, WR 88 D. Thomas, DL 91 R. Fields, LB 94 J. Moss, DL 98 R. McBean. **DID NOT PLAY:** RB 26 L. Maroney, RB 28 C. Buckhalter, OL 74 R. Harris. **INACTIVE:** 3QB 9 B. Quinn, S 20 B. Dawkins, CB 21 A. Goodman, S 31 D. McBath, LB 56 R. Ayers, LB 59 W. Woodyard, OL 69 E. Olsen, OL 75 C. Clark.

OAKLAND RAIDERS

OFFENSE			DEFENSE		
WR	85	D. Heyward-Bey	DT	92	R. Seymour
LT	68	J. Veldheer	DT	93	T. Kelly
LG	76	R. Gallery	DE	91	T. Scott
C	64	S. Satele	MLB	55	R. McClain
RG	66	C. Carlisle	OLB	96	K. Wimbley
RT	70	L. Walker	CB	26	S. Routt
TE	80	Z. Miller	CB	21	N. Asomugha
WR	18	L. Murphy	CB	37	C. Johnson
QB	8	J. Campbell	S	33	T. Branch
FB	45	M. Reece	S	24	M. Huff
RB	20	D. McFadden	S	34	M. Mitchell

RAIDERS SUBSTITUTIONS: QB 7 K. Boller, P 9 S. Lechler, K 11 S. Janikowski, WR 12 J. Ford, WR 15 J. Higgins, RB 25 R. Cartwright, DB 27 S. Brown, RB 29 M. Bush, S 31 H. Eugene, RB 32 M. Bennett, LB 52 Q. Groves, LB 54 S. Williams, LB 57 R. Brown, LB 58 B. Davis, LS/LB 59 J. Condo, G 60 D. Loper, T 69 K. Barnes, G 74 B. Campbell, T 75 M. Henderson, DE 77 M. Shaughnessy, WR 89 N. Miller, DT 90 D. Bryant, DE 99 L. Houston. **INACTIVE:** 3QB 5 B. Gradkowski, CB 22 W. McFadden, CB 23 J. Ware, LB 50 T. Goethel, LB 53 T. Howard, DT 79 J. Henderson, WR 81 C. Schilens,TE 83 B. Myers.

		1	2	3	4	OT	TOTAL
VISITOR	Oakland Raiders	24	14	21	0	—	59
HOME	Denver Broncos	0	7	7	0	—	14

FIELD GOALS (made ( ) missed)
S. Janikowski (31)

Team	Qtr	Clock Time	PLAY DESCRIPTION (Extra Point) (Drive Info)	SCORE Visitor	SCORE Home
RAIDERS	1	10:44	Z. Miller 43 yd. pass from J. Campbell (S. Janikowski kick) (9-80, 4:16)	7	0
RAIDERS	1	10:36	C. Johnson 30 yd. interception return (S. Janikowski kick)	14	0
RAIDERS	1	8:58	D. McFadden 4 yd. run (S. Janikowski kick) (3-21, 1:04)	21	0
RAIDERS	1	4:20	S. Janikowski 31 yd. Field Goal (7-44, 2:52)	24	0
RAIDERS	2	14:36	D. McFadden 19 yd. pass from J. Campbell (S. Janikowski kick) (9-57, 3:15)	31	0
RAIDERS	2	7:58	D. McFadden 4 yd. run (S. Janikowski kick) (3-14, 1:48)	38	0
BRONCOS	2	1:56	K. Moreno 7 yd. pass from K. Orton (M. Prater kick) (9-68, 3:17)	38	7
BRONCOS	3	13:34	K. Moreno 27 yd. pass from K. Orton (M. Prater kick) (3-64, 1:26)	38	14
RAIDERS	3	7:33	M. Reece 1 yd. run (S. Janikowski kick) (10-80, 6:01)	45	14
RAIDERS	3	5:28	D. McFadden 57 yd. run (S. Janikowski kick) (1-57, 0:11)	52	14
RAIDERS	3	0:27	M. Bush 1 yd. run (S. Janikowski kick) (7-68, 3:59)	59	14

FINAL INDIVIDUAL STATISTICS

Oakland Raiders

RUSHING	ATT	YDS	AVG	LG	TD
D. McFadden	16	165	10.3	57	3
M. Bush	15	52	3.5	9	1
M. Reece	7	39	5.6	14	1
J. Ford	2	29	14.5	23	0
R. Cartwright	5	17	3.4	10	0
J. Campbell	1	15	15.0	15	0
K. Boller	6	11	1.8	15	0
TOTAL	**52**	**328**	**6.3**	**57**	**5**

PASSING	ATT	CMP	YDS	TKD/YD	TD	LG	IN	Rtg.
J. Campbell	20	12	204	2/24	2	43	0	127.9
TOTAL	**20**	**12**	**204**	**2/24**	**2**	**43**	**0**	**127.9**

PASS RECEIVING	NO	YDS	AVG	LG	TD
Z. Miller	3	65	21.7	43	1
D. McFadden	2	31	15.5	19	1
L. Murphy	2	29	14.5	20	0
J. Ford	2	15	7.5	9	0
N. Miller	1	32	32.0	32	0
M. Reece	1	19	19.0	19	0
M. Bush	1	13	13.0	13	0
TOTAL	**12**	**204**	**17.0**	**43**	**2**

INTERCEPTIONS	NO	YDS	AVG	LG	TD
C. Johnson	1	30	30.0	30	1
TOTAL	**1**	**30**	**30.0**	**30**	**1**

PUNTING	NO	YDS	AVG	NET	TB	IN20	LG
S. Lechler	4	166	41.5	34.0	1	2	46
TOTAL	**4**	**166**	**41.5**	**34.0**	**1**	**2**	**46**

PUNT RETURNS	NO	YDS	AVG	FC	LG	TD
N. Miller	6	47	7.8	0	17	0
[OUT OF BOUNDS]	1	0	0.0	0	—	0
RETURNS	**6**	**47**	**7.8**	**0**	**17**	**0**

KICKOFF RETURNS	NO	YDS	AVG	FC	LG	TD
[TOUCHBACK]	3	0	0.0	0	—	0
RETURNS	**0**	**0**	**0.0**	**0**	**—**	**0**

Oakland Raiders FUMBLES	Fum	Lost	Own Rec.	Yds	TD	FF	Opp. Rec.	Yds	TD	Out Bnds
K. Boller	1	0	0	0	0	0	0	0	0	0
R. Cartwright	0	0	1	0	0	0	0	0	0	0
J. Condo	0	0	0	0	0	1	0	0	0	0
M. Huff	0	0	0	0	0	1	0	0	0	0
M. Mitchell	0	0	0	0	0	1	0	0	0	0
S. Routt	0	0	0	0	0	1	0	0	0	0
T. Branch	0	0	0	0	0	0	1	12	0	0
L. Houston	0	0	0	0	0	0	1	0	0	0
TOTAL	**1**	**0**	**1**	**0**	**0**	**4**	**2**	**12**	**0**	**0**

Denver Broncos

RUSHING	ATT	YDS	AVG	LG	TD
K. Moreno	14	53	3.8	13	0
K. Orton	2	21	10.5	14	0
D. Thomas	1	1	1.0	1	0
TOTAL	**17**	**75**	**4.4**	**14**	**0**

PASSING	ATT	CMP	YDS	TKD/YD	TD	LG	IN	Rtg.
K. Orton	29	12	198	4/33	2	46	1	73.6
TOTAL	**29**	**12**	**198**	**4/33**	**2**	**46**	**1**	**73.6**

PASS RECEIVING	NO	YDS	AVG	LG	TD
J. Gaffney	4	54	13.5	22	0
K. Moreno	3	37	12.3	27	2
E. Royal	2	26	13.0	23	0
B. Lloyd	1	46	46.0	46	0
S. Larsen	1	29	29.0	29	0
D. Thomas	1	6	6.0	6	0
TOTAL	**12**	**198**	**16.5**	**46**	**2**

INTERCEPTIONS	NO	YDS	AVG	LG	TD
TOTAL	**0**	**0**	**0.0**	**—**	**0**

PUNTING	NO	YDS	AVG	NET	TB	IN20	LG
B. Colquitt	7	364	52.0	45.3	0	0	61
TOTAL	**7**	**364**	**52.0**	**45.3**	**0**	**0**	**61**

PUNT RETURNS	NO	YDS	AVG	FC	LG	TD
S. Thompson	1	10	10.0	0	10	0
[DOWNED]	2	0	0.0	0	—	0
[TOUCHBACK]	1	0	0.0	0	—	0
RETURNS	**1**	**10**	**10.0**	**0**	**10**	**0**

KICKOFF RETURNS	NO	YDS	AVG	FC	LG	TD
E. Decker	1	23	23.0	0	23	0
D. Thomas	1	3	3.0	0	3	0
[TOUCHBACK]	8	0	0.0	0	—	0
RETURNS	**2**	**26**	**13.0**	**0**	**23**	**0**

Denver Broncos FUMBLES	Fum	Lost	Own Rec.	Yds	TD	FF	Opp. Rec.	Yds	TD	Out Bnds
S. Thompson	2	0	1	0	0	0	0	0	0	0
E. Royal	1	0	1	0	0	0	0	0	0	0
K. Orton	1	1	0	0	0	0	0	0	0	0
D. Thomas	1	1	0	0	0	0	0	0	0	0
D. Bruton	0	0	1	0	0	0	0	0	0	0
D. Williams	0	0	0	0	0	1	0	0	0	0
TOTAL	**5**	**2**	**3**	**0**	**0**	**1**	**0**	**0**	**0**	**0**

FINAL TEAM STATISTICS

	RAIDERS	BRONCOS
TOTAL FIRST DOWNS	29	11
By Rushing	18	2
By Passing	9	7
By Penalty	2	2
THIRD DOWN EFFICIENCY	6-13-46%	2-11-18%
FOURTH DOWN EFFICIENCY	1-1-100%	0-2-0%
TOTAL NET YARDS	508	240
Total Offensive Plays (inc. times thrown passing)	74	50
Average gain per offensive play	6.9	4.8
NET YARDS RUSHING	328	75
Total Rushing Plays	52	17
Average gain per rushing play	6.3	4.4
Tackles for a loss-number and yards	4-9	1-2
NET YARDS PASSING	180	165
Times thrown - yards lost attempting to pass	2-24	4-33
Gross yards passing	204	198
PASS ATTEMPTS-COMPLETIONS-HAD INTERCEPTED	20-12-0	29-12-1
Avg gain per pass play (inc.# thrown passing)	8.2	5.0
KICKOFFS Number-In End Zone-Touchbacks	10-9-8	3-3-3
PUNTS Number and Average	4-41.5	7-52.0
Had Blocked	0	0

	RAIDERS	BRONCOS
FGs - PATs Had Blocked	0-0	0-0
Net Punting Average	34.0	45.3
TOTAL RETURN YARDAGE (Not Including Kickoffs)	77	10
No. and Yards Punt Returns	6-47	1-10
No. and Yards Kickoff Returns	0-0	2-26
No. and Yards Interception Returns	1-30	0-0
PENALTIES Number and Yards	10-94	5-64
FUMBLES Number and Lost	1-0	5-2
TOUCHDOWNS	8	2
Rushing	5	0
Passing	2	2
Interceptions	1	0
EXTRA POINTS Made-Attempts	8-8	2-2
Kicking Made-Attempts	8-8	2-2
FIELD GOALS Made-Attempts	1-1	0-0
RED ZONE EFFICIENCY	5-6-83%	1-2-50%
GOAL TO GO EFFICIENCY	5-6-83%	0-1-0%
SAFETIES	0	0
FINAL SCORE	59	14
TIME OF POSSESSION	38:39	21:21

BRONCOS DEFENSIVE STATISTICS

(Press Box Totals)

PLAYER	UT	A	TT	S-YDS	I-YDS	PD	FF	FR
M. Thomas	7	3	10	0-0	0-0	0	0	0
M. Haggan	7	1	8	0-0	0-0	0	0	0
J. Williams	4	4	8	0-0	0-0	0	0	0
D. Williams	7	0	7	1-12	0-0	0	1	0
R. Hill	6	1	7	0-0	0-0	0	0	0
J. Hunter	6	0	6	1-12	0-0	1	0	0
N. Jones	5	1	6	0-0	0-0	2	0	0
J. Mays	3	0	3	0-0	0-0	0	0	0
J. Bannan	1	2	3	0-0	0-0	0	0	0
P. Cox	2	0	2	0-0	0-0	1	0	0
C. Bailey	1	0	1	0-0	0-0	1	0	0
C. Vaughn	1	0	1	0-0	0-0	0	0	0
K. Vickerson	0	1	1	0-0	0-0	0	0	0
R. McBean	0	1	1	0-0	0-0	0	0	0
TEAM TOTALS	**50**	**14**	**64**	**2-24**	**0-0**	**5**	**1**	**0**

8 San Francisco 24, Denver 16

Sunday, Oct. 31, 2010 • 5:07 p.m. GMT • Wembley Stadium • London

WEATHER: 54º, Wind NNE 6 mph • **TIME:** 3:04 • **ATTENDANCE:** 83,941

A defensive battle yielded to an offensive exhibition with 30 points scored in the fourth quarter, as the Denver Broncos fell to the San Francisco 49ers 24-16 at London's Wembley Stadium.

Playing in front of 83,941 fans—the sixth-largest crowd ever to watch a Broncos game—the 49ers scored three consecutive touchdowns in the final quarter to win the NFL International Series Game, which marked the first-ever regular-season contest for Denver played overseas.

Broncos quarterback Kyle Orton completed 28-of-40 passes for 370 yards with one touchdown and one interception (96.9 rtg.) against San Francisco, while wide receiver Brandon Lloyd turned in another impressive performance, catching seven passes for 169 yards (24.1 avg.) with one touchdown.

The teams combined for eight punts in the first two quarters, as 49ers kicker Joe Nedney's 34-yard field goal with 0:23 left before halftime provided the only scoring before the break.

On Denver's first possession of the second half, rookie quarterback Tim Tebow capped a 5-play, 89-yard drive with a 1-yard touchdown run. The score was set up by a 71-yard pass from Orton to Lloyd, who was finally brought down at the San Francisco 1-yard line.

The Broncos added a 32-yard field goal by kicker Matt Prater to extend their lead to 10-3 early in the fourth quarter before the 49ers' offense got rolling.

San Francisco quarterback Troy Smith, who completed 12-of-19 passes for 196 yards with one touchdown (115.2 rtg.) in his first start of the season, and just the third start of his career, completed consecutive passes—of 27 and 38 yards—to wide receiver Delanie Walker on the next drive and finished off the possession with a 1-yard touchdown run.

After a Denver three-and-out and a Britton Colquitt punt that netted just 21 yards, San Francisco took over near midfield and needed just four plays to find the end zone with Smith hitting wide receiver Michael Crabtee for a 28-yard touchdown to put the 49ers ahead 17-10.

An Orton fumble on Denver's next play was recovered by San Francisco deep in Broncos territory. Running back Frank Gore, who finished with 29 carries for 118 yards (4.1 avg.), scored on a 3-yard run six plays later to give the 49ers a 24-10 advantage.

The Broncos responded with a 7-play, 78-yard scoring drive capped by a 1-yard scoring toss form Orton to Lloyd.

San Francisco was forced to punt on its next possession, but Broncos returner Eddie Royal's 78-yard punt return for a touchdown following the two-minute warning was nullified due to a penalty, ensuring San Francisco the 24-16 win.

OFFICIALS:

Referee — Scott Green (19); **Umpire** — Bruce Stritesky (102); **Head Linesman** — Tom Stabile (24); **Line Judge** — Tom Barnes (55); **Side Judge** — Larry Rose (128); **Field Judge** — Dyrol Prioleau (109); **Back Judge** — Scott Helverson (93); **Replay** — Carl Madsen.

DENVER BRONCOS

OFFENSE			DEFENSE		
TE	81	R. Quinn	DE	79	M. Thomas
LT	78	R. Clady	DT	76	J. Williams
LG	71	R. Hochstein	DT	97	J. Bannan
C	50	J. Walton	DE	98	R. McBean
RG	73	C. Kuper	OLB	52	J. Hunter
RT	68	Z. Beadles	ILB	55	D. Williams
TE	89	D. Graham	OLB	57	M. Haggan
TE	82	D. Gronkowski	LCB	24	C. Bailey
WR	10	J. Gaffney	RCB	21	A. Goodman
QB	8	K. Orton	S	23	R. Hill
RB	27	K. Moreno	S	20	B. Dawkins

BRONCOS SUBSTITUTIONS: P 4 B. Colquitt, K 5 M. Prater, QB 15 T. Tebow, WR 19 E. Royal, CB 22 S. Thompson, RB 28 C. Buckhalter, S 30 D. Bruton, CB 33 N. Jones, S 34 K. McCarthy, CB 41 C. Vaughn, FB 46 S. Larsen, LB 51 J. Mays, LB 58 K. Alexander, OL 64 S. Daniels, LS 66 L. Paxton, OL 74 R. Harris, WR 84 B. Lloyd, WR 87 E. Decker, WR 88 D. Thomas, DL 90 L. Smith, DL 91 R. Fields, LB 94 J. Moss. **DID NOT PLAY:** RB 26 L. Maroney. **INACTIVE:** 3QB 9 B. Quinn, S 31 D. McBath, CB 32 P. Cox, LB 56 R. Ayers, LB 59 W. Woodyard, OL 69 E. Olsen, OL 75 C. Clark, DL 99 K. Vickerson.

SAN FRANCISCO 49ERS

OFFENSE			DEFENSE		
TE	46	D. Walker	LDT	90	I. Sopoaga
LT	74	J. Staley	NT	92	A. Franklin
LG	77	M. Iupati	RDT	94	J. Smith
C	64	D. Bass	SAM	99	M. Lawson
RG	62	C. Rachal	TED	51	T. Spikes
RT	76	A. Davis	MIKE	52	P. Willis
TE	85	V. Davis	WILL	98	P. Haralson
WR	84	J. Morgan	LCB	36	S. Spencer
QB	1	T. Smith	RCB	22	N. Clements
TE	82	N. Byham	SS	23	T. Mays
RB	21	F. Gore	FS	38	D. Goldson

49ERS SUBSTITUTIONS: P 4 A. Lee, K 6 J. Nedney, WR 15 M. Crabtree, WR 17 D. Zeigler, WR 19 T. Ginn, RB 20 B. Westbrook, RB 24 A. Dixon, CB 26 T. Brock, S 27 C. Spillman, S 30 R. Smith, CB 31 W. James, CB 35 P. Adams, FB 44 M. Norris, LB 53 N. Bowman, LB 54 T. LaBoy, LB 55 A. Brooks, T/G 68 A. Snyder, G 69 T. Wragge, TE/LS 86 B. Jennings, DT 91 R. McDonald, DT 93 D. Evans, DT 95 R. Jean Francois. **DID NOT PLAY:** QB 5 D. Carr. **INACTIVE:** WR 10 K. Williams, QB 11 A. Smith, CB 25 T. Brown, LB 57 K. Kristick, T 65 B. Sims, C 66 E. Heitmann, T 75 A. Boone, WR 89 J.Hill.

		1	2	3	4	OT	TOTAL
VISITOR	Denver Broncos	0	0	7	9	—	16
HOME	San Francisco 49ers	3	0	0	21	—	24

FIELD GOALS (made ( ) missed)

M. Prater (32)

J. Nedney (34) 52RU

Team	Qtr	Clock Time	PLAY DESCRIPTION (Extra Point) (Drive Info)	SCORE Visitor	SCORE Home
49ERS	1	0:23	J. Nedney 34 yd. Field Goal (13-65, 7:31)	0	3
BRONCOS	3	8:08	T. Tebow 1 yd. run (M. Prater kick) (5-89, 2:15)	7	3
BRONCOS	4	14:13	M. Prater 32 yd. Field Goal (7-44, 2:11)	10	3
49ERS	4	11:51	T. Smith 1 yd. run (J. Nedney kick) (5-56, 2:22)	10	10
49ERS	4	7:23	M. Crabtree 28 yd. pass from T. Smith (J. Nedney kick) (4-48, 2:11)	10	17
49ERS	4	3:47	F. Gore 3 yd. run (J. Nedney kick) (6-18, 3:20)	10	24
BRONCOS	4	2:19	B. Lloyd 1 yd. pass from K. Orton (kick failed, wl) (7-78, 1:28)	16	24

FINAL INDIVIDUAL STATISTICS

Denver Broncos

RUSHING	ATT	YDS	AVG	LG	TD
K. Moreno	11	40	3.6	17	0
K. Orton	3	18	6.0	8	0
T. Tebow	2	1	0.5	1	1
D. Thomas	1	0	0.0	0	0
TOTAL	**17**	**59**	**3.5**	**17**	**1**

PASSING	ATT	CMP	YDS	TKD/YD	TD	LG	IN	Rtg.
K. Orton	40	28	370	4/31	1	71	1	96.9
TOTAL	**40**	**28**	**370**	**4/31**	**1**	**71**	**1**	**96.9**

PASS RECEIVING	NO	YDS	AVG	LG	TD
B. Lloyd	7	169	24.1	71	1
J. Gaffney	4	54	13.5	19	0
E. Royal	4	34	8.5	11	0
C. Buckhalter	4	23	5.8	10	0
K. Moreno	4	19	4.8	14	0
D. Gronkowski	3	30	10.0	13	0
D. Thomas	1	31	31.0	31	0
D. Graham	1	10	10.0	10	0
TOTAL	**28**	**370**	**13.2**	**71**	**1**

INTERCEPTIONS	NO	YDS	AVG	LG	TD
TOTAL	**0**	**0**	**0**	**—**	**0**

PUNTING	NO	YDS	AVG	NET	TB	IN20	LG
B. Colquitt	7	236	33.7	31.6	0	4	48
TOTAL	**7**	**236**	**33.7**	**31.6**	**0**	**4**	**48**

PUNT RETURNS	NO	YDS	AVG	FC	LG	TD
E. Royal	4	31	7.8	1	14	0
[DOWNED]	1	0	0.0	0	—	0
RETURNS	**4**	**31**	**7.8**	**1**	**14**	**0**

KICKOFF RETURNS	NO	YDS	AVG	FC	LG	TD
D. Thomas	5	114	22.8	0	29	0
RETURNS	**5**	**114**	**22.8**	**0**	**29**	**0**

Denver Broncos FUMBLES	Fum	Lost	Own Rec.	Yds	TD	FF	Opp. Rec.	Yds	TD	Out Bnds
E. Royal	1	0	1	0	0	0	0	0	0	0
K. Orton	1	1	0	0	0	0	0	0	0	0
TOTAL	**2**	**1**	**1**	**0**	**0**	**0**	**0**	**0**	**0**	**0**

San Francisco 49ers

RUSHING	ATT	YDS	AVG	LG	TD
F. Gore	29	118	4.1	21	1
A. Dixon	5	11	2.2	4	0
T. Ginn	1	9	9.0	9	0
B. Westbrook	2	4	2.0	2	0
T. Smith	4	2	0.5	3	1
M. Norris	1	-1	-1.0	-1	0
TOTAL	**42**	**143**	**3.4**	**21**	**2**

PASSING	ATT	CMP	YDS	TKD/YD	TD	LG	IN	Rtg.
T. Smith	19	12	196	0/0	1	38	0	115.2
TOTAL	**19**	**12**	**196**	**0/0**	**1**	**38**	**0**	**115.2**

PASS RECEIVING	NO	YDS	AVG	LG	TD
D. Walker	5	85	17.0	38	0
M. Crabtree	3	53	17.7	28	1
J. Morgan	1	30	30.0	30	0
V. Davis	1	12	12.0	12	0
B. Westbrook	1	9	9.0	9	0
F. Gore	1	7	7.0	7	0
TOTAL	**12**	**196**	**16.3**	**38**	**1**

INTERCEPTIONS	NO	YDS	AVG	LG	TD
S. Spencer	1	0	0.0	0	0
TOTAL	**1**	**0**	**0.0**	**0**	**0**

PUNTING	NO	YDS	AVG	NET	TB	IN20	LG
A. Lee	6	296	49.3	44.2	0	4	57
TOTAL	**6**	**296**	**49.3**	**44.2**	**0**	**4**	**57**

PUNT RETURNS	NO	YDS	AVG	FC	LG	TD
T. Ginn	2	15	7.5	2	14	0
[DOWNED]	2	0	0.0	0	—	0
[OUT OF BOUNDS]	1	0	0.0	0	—	0
RETURNS	**2**	**15**	**7.5**	**2**	**14**	**0**

KICKOFF RETURNS	NO	YDS	AVG	FC	LG	TD
T. Ginn	4	89	22.3	0	36	0
RETURNS	**4**	**89**	**22.3**	**0**	**36**	**0**

San Francisco 49ers FUMBLES	Fum	Lost	Own Rec.	Yds	TD	FF	Opp. Rec.	Yds	TD	Out Bnds
T. Smith	1	0	1	0	0	0	0	0	0	0
M. Lawson	0	0	0	0	0	1	0	0	0	0
T. Spikes	0	0	0	0	0	0	1	8	0	0
TOTAL	**1**	**0**	**1**	**0**	**0**	**1**	**1**	**8**	**0**	**0**

FINAL TEAM STATISTICS

	BRONCOS	49ERS
TOTAL FIRST DOWNS	22	16
By Rushing	3	7
By Passing	16	9
By Penalty	3	0
THIRD DOWN EFFICIENCY	2-10-20%	5-13-38%
FOURTH DOWN EFFICIENCY	0-0-00%	0-0-00%
TOTAL NET YARDS	398	339
Total Offensive Plays (inc. times thrown passing)	61	61
Average gain per offensive play	6.5	5.6
NET YARDS RUSHING	59	143
Total Rushing Plays	17	42
Average gain per rushing play	3.5	3.4
Tackles for a loss-number and yards	1-2	2-3
NET YARDS PASSING	339	196
Times thrown - yards lost attempting to pass	4-31	0-0
Gross yards passing	370	196
PASS ATTEMPTS-COMPLETIONS-HAD INTERCEPTED	40-28-1	19-12-0
Avg gain per pass play (inc.# thrown passing)	7.7	10.3
KICKOFFS Number-In End Zone-Touchbacks	4-1-0	5-2-0
PUNTS Number and Average	7-33.7	6-49.3
Had Blocked	0	0

	BRONCOS	49ERS
FGs - PATs Had Blocked	0-0	0-0
Net Punting Average	31.6	44.2
TOTAL RETURN YARDAGE (Not Including Kickoffs)	31	15
No. and Yards Punt Returns	4-31	2-15
No. and Yards Kickoff Returns	5-114	4-89
No. and Yards Interception Returns	0-0	1-0
PENALTIES Number and Yards	8-60	6-66
FUMBLES Number and Lost	2-1	1-0
TOUCHDOWNS	2	3
Rushing	1	2
Passing	1	1
EXTRA POINTS Made-Attempts	1-2	3-3
Kicking Made-Attempts	1-2	3-3
FIELD GOALS Made-Attempts	1-1	1-2
RED ZONE EFFICIENCY	2-3-67%	2-3-67%
GOAL TO GO EFFICIENCY	2-2-100%	2-2-100%
SAFETIES	0	0
FINAL SCORE	16	24
TIME OF POSSESSION	26:26	33:34

BRONCOS DEFENSIVE STATISTICS

(Press Box Totals)

PLAYER	UT	A	TT	S-YDS	I-YDS	PD	FF	FR
D. Williams	9	0	9	0-0	0-0	1	0	0
M. Haggan	8	0	8	0-0	0-0	0	0	0
B. Dawkins	6	0	6	0-0	0-0	0	0	0
J. Hunter	5	0	5	0-0	0-0	0	0	0
C. Bailey	5	0	5	0-0	0-0	0	0	0
M. Thomas	4	0	4	0-0	0-0	0	0	0
R. Fields	3	0	3	0-0	0-0	0	0	0
A. Goodman	3	0	3	0-0	0-0	0	0	0
R. Hill	2	0	2	0-0	0-0	0	0	0
R. McBean	2	0	2	0-0	0-0	0	0	0
J. Bannan	1	0	1	0-0	0-0	0	0	0
N. Jones	1	0	1	0-0	0-0	0	0	0
TEAM TOTALS	**49**	**0**	**49**	**0-0**	**0-0**	**1**	**0**	**0**

9 Denver 49, Kansas City 29

Sunday, Nov. 14, 2010 • 2:05 p.m. MST • INVESCO Field at Mile High • Denver

WEATHER: Partly Cloudy, 43º, Wind N 6 mph • **TIME:** 3:25 • **ATTENDANCE:** 75,334

The Denver Broncos took a 35-0 lead against their AFC West rivals and tied for the second-most points in franchise history in a 49-29 win against the Kansas City Chiefs in front of 75,334 fans at INVESCO Field at Mile High.

Denver did not waste any time in jumping on Kansas City, as quarterback Kyle Orton, who finished the day completing 22-of-34 passes for 296 yards with a career-high four touchdowns (131.5 rtg.), tied an NFL record by tossing three touchdown passes in the first quarter alone.

Running back Knowshon Moreno was the first Bronco to get in the end zone, as he reeled in a pass from 17 yards out to give Denver a 7-0 lead after its opening possession.

Orton tossed two more touchdown passes—a 6-yard completion to wide receiver Brandon Lloyd and a 40-yard strike to wide receiver Jabar Gaffney—to build a 21-0 lead for Denver.

Rookie quarterback Tim Tebow added a 1-yard scoring run in the second quarter to put Denver ahead 28-0.

After Kansas City drove deep into Denver territory on its next possession, Chiefs quarterback Matt Cassel was stripped by linebacker Mario Haggan, who produced his first of three sacks on the day. The fumble was recovered by Broncos linebacker Jason Hunter, who raced 75 yards for a touchdown and a 35-0 Denver lead.

A 5-yard touchdown run by running back Jamaal Charles and a 40-yard field goal by Ryan Succop put the Chiefs on the scoreboard before the end of the second quarter, but not before the Broncos piled up 35 points and over 300 total yards in a half for just the third time in franchise history.

Tebow accounted for his second touchdown of the day, hitting fullback Spencer Larsen with a 3-yard scoring pass on Denver's first possession of the second half.

Denver's defense, which limited a potent Kansas City rushing attack to just 52 yards and a 2.3 average, denied the Chiefs on the next possession, stopping them on four consecutive plays from the 1-yard line to preserve the 42-10 lead.

After a 15-yard touchdown pass from Cassel to wide receiver Dwayne Bowe, the Broncos answered with Lloyd's second touchdown—a 15-yard pass form Orton—to give the home team a 49-17 advantage early in the fourth quarter.

Two fourth-quarter scoring passes by Cassel added to Kansas City's point total with the game already far out of reach.

Broncos running back Knowshon Moreno recorded the first 100-yard rushing game of his career as he led all rushers with 106 yards on 22 carries (4.8 avg.) and added three receptions for 50 yards (16.7 avg.) with one touchdown.

OFFICIALS:

Referee — Mike Carey (94); **Umpire** — Richard Hall (49); **Head Linesman** — Dana McKenzie (8); **Line Judge** — Tim Podraza (47); **Side Judge** — Laird Hayes (125); **Field Judge** — Buddy Horton (82); **Back Judge** — Kirk Dornan (6); **Replay** — Tommy Moore.

DENVER BRONCOS

OFFENSE			DEFENSE		
WR	84	B. Lloyd	DE	99	K. Vickerson
LT	78	R. Clady	NT	76	J. Williams
LG	68	Z. Beadles	DE	97	J. Bannan
C	50	J. Walton	OLB	52	J. Hunter
RG	73	C. Kuper	ILB	51	J. Mays
RT	74	R. Harris	ILB	59	W. Woodyard
TE	89	D. Graham	OLB	57	M. Haggan
WR	10	J. Gaffney	LCB	24	C. Bailey
QB	8	K. Orton	RCB	32	P. Cox
FB	46	S. Larsen	S	23	R. Hill
RB	27	K. Moreno	S	20	B. Dawkins

BRONCOS SUBSTITUTIONS: P 4 B. Colquitt, K 5 M. Prater, QB 15 T. Tebow, WR 19 E. Royal, CB 22 S. Thompson, RB 28 C. Buckhalter, S 30 D. Bruton, S 31 D. McBath, CB 33 N. Jones, S 34 K. McCarthy, RB 35 L. Ball, LB 55 D. Williams, LS 66 L. Paxton, OL 71 R. Hochstein, OL 75 C. Clark, DL 79 M. Thomas, TE 81 R. Quinn, TE 82 D. Gronkowski, WR 87 E. Decker, WR 88 D. Thomas, DL 91 R. Fields, LB 94 J. Moss, DL 98 R. McBean. **INACTIVE:** 3QB 9 B. Quinn, CB 21 A. Goodman, RB 26 L. Maroney, CB 41 C. Vaughn, LB 56 R. Ayers, LB 58 K. Alexander, OL 64 S. Daniels, OL 69 E. Olsen.

KANSAS CITY CHIEFS

OFFENSE			DEFENSE		
WR	84	C. Chambers	LDE	94	T. Jackson
LT	76	B. Albert	NT	95	R. Edwards
LG	54	B. Waters	RDE	72	G. Dorsey
C	62	C. Wiegmann	LOLB	50	M. Vrabel
RG	65	R. Lilja	LILB	59	J. Belcher
RT	67	B. Richardson	RILB	56	D. Johnson
TE	81	T. Moeaki	ROLB	91	T. Hali
WR	82	D. Bowe	LCB	24	B. Flowers
QB	7	M. Cassel	RCB	39	B. Carr
FB	42	M. Cox	SS	29	E. Berry
RB	25	J. Charles	FS	27	D. Washington

CHIEFS SUBSTITUTIONS: P 2 D. Colquitt, K 6 R. Succop, WR 10 T. Copper, WR 15 V. Tucker, RB 20 T. Jones, CB 21 J. Arenas, RB 26 J. Battle, CB 34 T. Daniels, S 35 R. Price, LS 43 T. Gafford, TE 45 L. Pope, LB 53 D. Williams, C 64 R. Niswanger, G/C 73 J. Asamoah, T 75 R. O'Callaghan, TE 85 J. O'Connell, DT 90 S. Smith, DE 92 W. Gilberry, LB 93 C. Greenwood, LB 96 A. Studebaker, LB 99 M. Simoneau. **DID NOT PLAY:** QB 12 B. Croyle, CB 41 J. Bates. **INACTIVE:** WR 22 D. McCluster, S 23 K. Lewis, RB 46 T. Castille, S 47 J. McGraw, S 48 R. Langford, LB 51 C. Mays, LB 57 J. Cole, DT 98 A. Toribio.

		1	2	3	4	OT	TOTAL
VISITOR	Kansas City Chiefs	0	10	7	12	—	29
HOME	Denver Broncos	21	14	7	7	—	49

FIELD GOALS (made ( ) missed)

R. Succop 52WR (40)
M. Prater 58SH

Team	Qtr	Clock Time	PLAY DESCRIPTION (Extra Point) (Drive Info)	SCORE Visitor	SCORE Home
BRONCOS	1	12:02	K. Moreno 17 yd. pass from K. Orton (M. Prater kick) (8-80, 2:58)	0	7
BRONCOS	1	4:19	B. Lloyd 6 yd. pass from K. Orton (M. Prater kick) (9-82, 4:37)	0	14
BRONCOS	1	1:19	J. Gaffney 40 yd. pass from K. Orton (M. Prater kick) (3-53. 1:15)	0	21
BRONCOS	2	10:07	T. Tebow 1 yd. run (M. Prater kick) (8-58, 3:10)	0	28
BRONCOS	2	5:48	J. Hunter 75 yd. fumble return (M. Prater kick)	0	35
CHIEFS	2	1:28	J. Charles 5 yd. pass from M. Cassel (R. Succop kick) (9-83, 4:20)	7	35
CHIEFS	2	0:00	R. Succop 40 yd. Field Goal (1-0. 0:01)	10	35
BRONCOS	3	9:24	S. Larsen 3 yd. pass from T. Tebow (M. Prater kick) (10-60, 4:45)	10	42
CHIEFS	3	2:22	D. Bowe 15 yd. pass from M. Cassel (R. Succop kick) (4-38, 1:22)	17	42
BRONCOS	4	11:47	B. Lloyd 15 yd. pass from K. Orton (M. Prater kick) (10-66, 5:35)	17	49
CHIEFS	4	6:54	C. Chambers 11 yd. pass from M. Cassel (pass failed) (15-83, 4:53)	23	49
CHEIFS	4	0:10	D. Bowe 22 yd. pass from M. Cassel (pass failed) (6-69, 1:45)	29	49

FINAL INDIVIDUAL STATISTICS

Kansas City Chiefs

RUSHING	ATT	YDS	AVG	LG	TD
J. Charles	14	41	2.9	7	0
J. Battle	2	4	2.0	4	0
T. Jones	4	3	0.8	2	0
M. Cassel	2	3	1.5	3	0
TOTAL	**22**	**51**	**2.3**	**7**	**0**

PASSING	ATT	CMP	YDS	TKD/YD	TD	LG	IN	Rtg.
M. Cassel	53	33	469	4/36	4	38	0	116.0
TOTAL	**53**	**33**	**469**	**4/36**	**4**	**38**	**0**	**116.0**

PASS RECEIVING	NO	YDS	AVG	LG	TD
D. Bowe	13	186	14.3	24	2
J. Charles	5	80	16.0	24	1
T. Copper	5	55	11.0	20	0
C. Chambers	4	36	9.0	**11**	1
L. Pope	2	21	10.5	13	0
V. Tucker	1	38	38.0	38	0
T. Moeaki	1	34	34.0	34	0
T. Jones	1	19	19.0	19	0
M. Cox	1	0	0.0	0	0
TOTAL	**33**	**469**	**14.2**	**38**	**4**

INTERCEPTIONS	NO	YDS	AVG	LG	TD
TOTAL	**0**	**0**	**0**	**0**	**0**

PUNTING	NO	YDS	AVG	NET	TB	IN20	LG
D. Colquitt	3	130	43.3	34.3	0	1	44
TOTAL	**3**	**130**	**43.3**	**34.3**	**0**	**1**	**44**

PUNT RETURNS	NO	YDS	AVG	FC	LG	TD
J. Arenas	1	16	16.0	0	16	0
[TOUCHBACK]	1	0	0.0	0	—	0
RETURNS	**1**	**16**	**16.0**	**0**	**16**	**0**

KICKOFF RETURNS	NO	YDS	AVG	FC	LG	TD
J. Arenas	5	110	22.0	0	35	0
V. Tucker	1	18	18.0	0	18	0
[TOUCHBACK]	2	0	0.0	0	—	0
RETURNS	**6**	**128**	**21.3**	**0**	**35**	**0**

Kansas City Chiefs FUMBLES	Fum	Lost	Own Rec.	Yds	TD	FF	Opp. Rec.	Yds	TD	Out Bnds
D. Bowe	1	0	1	0	0	0	0	0	0	0
J. Charles	1	0	1	0	0	0	0	0	0	0
M. Cassel	1	1	0	0	0	0	0	0	0	0
TOTAL	**3**	**1**	**2**	**0**	**0**	**0**	**0**	**0**	**0**	**0**

Denver Broncos

RUSHING	ATT	YDS	AVG	LG	TD
K. Moreno	22	106	4.8	14	0
E. Royal	2	20	10.0	19	0
S. Larsen	2	17	8.5	14	0
L. Ball	2	9	4.5	5	0
T. Tebow	2	2	1.0	**1**	1
K. Orton	1	-1	-1.0	-1	0
TOTAL	**31**	**153**	**4.9**	**19**	**1**

PASSING	ATT	CMP	YDS	TKD/YD	TD	LG	IN	Rtg.
K. Orton	34	22	296	0/0	4	**40**	0	131.5
T. Tebow	1	1	3	0/0	1	**3**	0	118.8
TOTAL	**35**	**23**	**299**	**0/0**	**5**	**40**	**0**	**132.0**

PASS RECEIVING	NO	YDS	AVG	LG	TD
B. Lloyd	6	90	15.0	37	2
E. Royal	5	39	7.8	12	0
J. Gaffney	3	57	19.0	**40**	1
D. Thomas	3	51	17.0	22	0
K. Moreno	3	50	16.7	23	1
C. Buckhalter	2	9	4.5	7	0
S. Larsen	1	3	3.0	**3**	1
TOTAL	**23**	**299**	**13.0**	**40**	**5**

INTERCEPTIONS	NO	YDS	AVG	LG	TD
TOTAL	**0**	**0**	**0.0**	**0**	**0**

PUNTING	NO	YDS	AVG	NET	TB	IN20	LG
B. Colquitt	2	82	41.0	23.0	1	0	46
TOTAL	**2**	**82**	**41.0**	**23.0**	**1**	**0**	**46**

PUNT RETURNS	NO	YDS	AVG	FC	LG	TD
E. Royal	2	27	13.5	1	18	0
RETURNS	**2**	**27**	**13.5**	**1**	**18**	**0**

KICKOFF RETURNS	NO	YDS	AVG	FC	LG	TD
D. Thomas	2	68	34.0	0	38	0
[OUT OF BOUNDS]	1	0	0.0	0	—	0
[TOUCHBACK]	1	0	0.0	0	—	0
RETURNS	**2**	**68**	**34.0**	**0**	**38**	**0**

Denver Broncos FUMBLES	Fum	Lost	Own Rec.	Yds	TD	FF	Opp. Rec.	Yds	TD	Out Bnds
M. Haggan	0	0	0	0	0	1	0	0	0	0
R. Hill	0	0	0	0	0	1	0	0	0	0
K. Vickerson	0	0	0	0	0	1	0	0	0	0
J. Hunter	0	0	0	0	0	0	1	75	1	0
TOTAL	**0**	**0**	**0**	**0**	**0**	**3**	**1**	**75**	**1**	**0**

FINAL TEAM STATISTICS

	CHIEFS	BRONCOS
TOTAL FIRST DOWNS	30	25
By Rushing	3	8
By Passing	24	17
By Penalty	3	0
THIRD DOWN EFFICIENCY	5-13-38%	6-10-60%
FOURTH DOWN EFFICIENCY	2-4-50%	0-1-0%
TOTAL NET YARDS	484	452
Total Offensive Plays (inc. times thrown passing)	79	66
Average gain per offensive play	6.1	6.8
NET YARDS RUSHING	51	153
Total Rushing Plays	22	31
Average gain per rushing play	2.3	4.9
Tackles for a loss-number and yards	1-1	1-5
NET YARDS PASSING	433	299
Times thrown - yards lost attempting to pass	4-36	0-0
Gross yards passing	469	299
PASS ATTEMPTS-COMPLETIONS-HAD INTERCEPTED	53-33-0	35-23-0
Avg gain per pass play (inc.# thrown passing)	7.6	8.5
KICKOFFS Number-In End Zone-Touchbacks	5-3-1	8-4-2
PUNTS Number and Average	3-43.3	2-41.0
Had Blocked	0	0
FGs - PATs Had Blocked	0-0	0-0
Net Punting Average	34.3	23.0
TOTAL RETURN YARDAGE (Not Including Kickoffs)	16	27
No. and Yards Punt Returns	1-16	2-27
No. and Yards Kickoff Returns	6-128	2-68
No. and Yards Interception Returns	0-0	0-0
PENALTIES Number and Yards	6-40	3-28
FUMBLES Number and Lost	3-1	0-0
TOUCHDOWNS	4	7
Rushing	0	1
Passing	4	5
Fumbles	0	1
EXTRA POINTS Made-Attempts	2-4	7-7
Kicking Made-Attempts	2-2	7-7
Passing Made-Attempts	0-2	0-0
FIELD GOALS Made-Attempts	1-2	0-1
RED ZONE EFFICIENCY	3-5-60%	5-5-100%
GOAL TO GO EFFICIENCY	2-4-50%	3-3-100%
SAFETIES	0	0
FINAL SCORE	29	49
TIME OF POSSESSION	31:51	28:09

BRONCOS DEFENSIVE STATISTICS

(Press Box Totals)

PLAYER	UT	A	TT	S-YDS	I-YDS	PD	FF	FR
C. Bailey	9	1	10	0-0	0-0	1	0	0
J. Mays	7	0	7	0-0	0-0	0	0	0
M. Haggan	6	0	6	3-32	0-0	0	1	0
B. Dawkins	5	1	6	0-0	0-0	1	0	0
K. Vickerson	5	0	5	0-0	0-0	1	1	0
D. McBath	4	0	4	0-0	0-0	1	0	0
P. Cox	4	0	4	0-0	0-0	0	0	0
J. Bannan	3	0	3	0-0	0-0	0	0	0
D. Williams	2	0	2	0-0	0-0	1	0	0
N. Jones	2	0	2	0-0	0-0	0	0	0
R. Fields	1	1	2	0-0	0-0	0	0	0
K. McCarthy	1	1	2	0-0	0-0	0	0	0
J. Hunter	1	0	1	1-4	0-0	0	0	1
M. Thomas	1	0	1	0-0	0-0	1	0	0
R. Hill	1	0	1	0-0	0-0	0	1	0
J. Moss	1	0	1	0-0	0-0	0	0	0
J. Williams	1	0	1	0-0	0-0	0	0	0
S. Thompson	0	1	1	0-0	0-0	0	0	0
TEAM TOTALS	**54**	**5**	**59**	**4-36**	**0-0**	**6**	**3**	**1**

10 San Diego 35, Denver 14

Monday, Nov. 22, 2010 • 5:40 p.m. PST • Qualcomm Stadium • San Diego

WEATHER: 55º, Wind W 5 mph • **TIME:** 3:00 • **ATTENDANCE:** 68,482

The Denver Broncos surrendered a string of 35 consecutive points in a 35-14 loss to the San Diego Chargers on *ESPN's Monday Night Football.*

A crowd of of 68,482 fans at Qualcomm Stadium watched as Denver struck on its opening possession. Quarterback Kyle Orton methodically drove the Broncos 69 yards in six plays, capped by a 4-yard touchdown run by running back Knowshon Moreno.

After the teams traded three-and-outs, the lifeless Chargers seized momentum on a fake punt to help tie the game. Punter Mike Scifres' 31-yard pass to running back Mike Tolbert on fourth down set San Diego up in Denver territory, and five plays later, quarterback Philip Rivers found wide receiver Malcolm Floyd for a 6-yard touchdown pass.

Orton was intercepted in San Diego territory on Denver's next possession by Chargers cornerback Antoine Cason, and the Broncos next offensive drive stalled at midfield.

Tolbert, who finished with 25 carries for 111 yards (4.4 avg.) with one touchdown, capped a 6-play, 87-yard drive by the Chargers with his 1-yard scoring run to put San Diego on top 14-7.

Broncos cornerback Champ Bailey recorded his second interception of the season on a deep pass by Rivers to prevent another San Diego score. Denver's offense, which converted on just 1-of-12 third downs in the game, couldn't get anything going deep in its own territory.

The Chargers took just two plays to add to their lead, as Rivers hit wide receiver Patrick Crayton for a 40-yard touchdown pass and a 21-7 advantage entering halftime.

San Diego put the game out of reach on its first possession of the third quarter when running Darren Sproles, who led the team with five receptions, took a short pass from Rivers and raced 57 yards for a touchdown.

A three-yard touchdown pass to fullback Jacob Hester early in the fourth quarter marked Rivers' fourth score of the day, giving San Diego a commanding 35-7 lead. For the evening, Rivers completed 15-of-24 passes for 233 yards with four touchdowns and one interception (.116.8 rtg.).

Denver put a late touchdown on the board when wide receiver Brandon Lloyd made a catch between two Chargers defenders with 8:48 left to give Orton his first and only touchdown pass of the game.

Lloyd's 78 receiving yards on six catches (13.0 avg.) put him over 1,000 yards for the first time in his career. Meanwhile, Orton's 217 yards on 24-of-38 passing put him over the 3,000-yard plateau for the second consecutive season.

OFFICIALS:

Referee — Jeff Triplette (42); **Umpire** — Jeff Rice (44); **Head Linesman** — Wayne Mackie (106); **Line Judge** — Jeff Bergman (32); **Side Judge** — David Wyant (16); **Field Judge** — Scott Steenson (88); **Back Judge** — Steve Freeman (133); **Replay** — Bob Boylston.

DENVER BRONCOS

OFFENSE			DEFENSE		
WR	88	D. Thomas	DE	99	K. Vickerson
LT	78	R. Clady	NT	76	J. Williams
LG	68	Z. Beadles	DE	97	J. Bannan
C	50	J. Walton	OLB	52	J. Hunter
RG	73	C. Kuper	ILB	55	D. Williams
RT	74	R. Harris	ILB	51	J. Mays
WR	19	E. Royal	OLB	57	M. Haggan
TE	89	D. Graham	LCB	24	C. Bailey
TE	82	D. Gronkowski	RCB	32	P. Cox
QB	8	K. Orton	S	23	R. Hill
RB	27	K. Moreno	S	20	B. Dawkins

BRONCOS SUBSTITUTIONS: P 4 B. Colquitt, K 5 M. Prater, WR 10 J. Gaffney, QB 15 T. Tebow, CB 22 S. Thompson, RB 28 C. Buckhalter, S 30 D. Bruton, S 31 D. McBath, CB 33 N. Jones, S 34 K. McCarthy, RB 35 L. Ball, FB 46 S. Larsen, LB 58 K. Alexander, LB 59 W. Woodyard, LS 66 L. Paxton, OL 71 R. Hochstein, OL 75 C. Clark, DL 79 M. Thomas, TE 81 R. Quinn, WR 84 B. Lloyd, WR 87 E. Decker, DL 91 R. Fields, DL 98 R. McBean. **INACTIVE:** 3QB 9 B. Quinn, CB 21 A. Goodman, RB 26 L. Maroney, CB 41 C. Vaughn, LB 56 R. Ayers, OL 64 S. Daniels, OL 69 E. Olsen, LB 90 D. Veikune.

SAN DIEGO CHARGERS

OFFENSE			DEFENSE		
WR	80	M. Floyd	DE	74	J. Cesaire
LT	73	M. McNeill	DT	71	A. Garay
LG	68	K. Dielman	DE	93	L. Castillo
C	61	N. Hardwick	OLB	95	S. Phillips
RG	65	L. Vasquez	ILB	54	S. Cooper
RT	66	J. Clary	ILB	99	K. Burnett
TE	81	R. McMichael	OLB	90	A. Applewhite
WR	12	P. Crayton	RCB	20	A. Cason
WR	82	K. Sperry	LCB	23	Q. Jammer
QB	17	P. Rivers	FS	27	P. Oliver
RB	43	D. Sproles	SS	32	E. Weddle

CHARGERS SUBSTITUTIONS: P 5 M. Scifres, K 10 N. Kaeding, RB 22 J. Hester, SS 26 P. Watkins, CB 30 D. Strickland, S 31 T. Carter, CB 33 D. Hughes, RB 35 M. Tolbert, S 36 Q. Teal, RB 44 C. Brinkley, LS 47 M. Windt, LB 52 L. English, LB 59 B. Siler, G/T 62 B. Dombrowski, C/G 63 S. Mruczkowski, G/T 69 T. Green, DT 76 C. Thomas, WR 87 K. Washington, WR 89 S. Ajirotutu, DE/DT 91 O. Nwagbuo, DE/DT 92 V. Martin, LB 98 A. Barnes. **DID NOT PLAY:** QB 7 B. Volek. **INACTIVE:** K 3 K. Brown, WR 11 L. Naanee, RB 24 R. Mathews, SS 25 D. Stuckey, SS 28 S. Gregory, TE 85 A. Gates, TE 88 K. Wilson, DE/DT 96 T. Johnson.

		1	2	3	4	OT	TOTAL
VISITOR	Denver Broncos	7	0	0	7	—	14
HOME	San Diego Chargers	7	14	7	7	—	35

FIELD GOALS (made ( ) missed)

N. Kaeding 52SH

Team	Qtr	Clock Time	PLAY DESCRIPTION (Extra Point) (Drive Info)	SCORE Visitor	SCORE Home
BRONCOS	1	12:05	K. Moreno 4 yd. run (M. Prater kick) (6-69, 2:55)	7	0
CHARGERS	1	2:14	M. Floyd 6 yd. pass from P. Rivers (N. Kaeding kick) (12-70, 6:26)	7	7
CHARGERS	1	7:58	M. Tolbert 1 yd. run (N. Kaeding kick) (6-87, 2:38)	7	14
CHARGERS	2	2:05	P. Crayton 40 yd. pass from P. Rivers (N. Kaeding kick) (2-54, 0:54)	7	21
CHARGERS	3	12:36	D. Sproles 57 yd. pass from P. Rivers (N. Kaeding kick) (5-72, 2:24)	7	28
CHARGERS	4	14:16	J. Hester 3 yd. pass from P. Rivers (N. Kaeding kick) (11-53, 6:29)	7	35
BRONCOS	4	8:48	B. Lloyd 13 yd. pass from K. Orton (M. Prater kick) (6-39, 2:39)	14	35

FINAL INDIVIDUAL STATISTICS

Denver Broncos

RUSHING	ATT	YDS	AVG	LG	TD
K. Moreno	13	58	4.5	12	1
K. Orton	1	4	4.0	4	0
L. Ball	1	1	1.0	1	0
TOTAL	**15**	**63**	**4.2**	**12**	**1**

PASSING	ATT	CMP	YDS	TKD/YD	TD	LG	IN	Rtg.
K. Orton	38	24	217	5/45	1	21	1	76.3
TOTAL	**38**	**24**	**217**	**5/45**	**1**	**21**	**1**	**76.3**

PASS RECEIVING	NO	YDS	AVG	LG	TD
K. Moreno	7	62	8.9	19	0
B. Lloyd	6	78	13.0	21	1
J. Gaffney	3	33	11.0	18	0
D. Thomas	3	17	5.7	12	0
E. Royal	2	12	6.0	8	0
D. Graham	2	6	3.0	6	0
C. Buckhalter	1	9	9.0	9	0
TOTAL	**24**	**217**	**9.0**	**21**	**1**

INTERCEPTIONS	NO	YDS	AVG	LG	TD
C. Bailey	1	0	0.0	0	0
TOTAL	**1**	**0**	**0.0**	**0**	**0**

PUNTING	NO	YDS	AVG	NET	TB	IN20	LG
B. Colquitt	9	335	37.2	33.2	0	1	50
TOTAL	**9**	**335**	**37.2**	**33.2**	**0**	**1**	**50**

PUNT RETURNS	NO	YDS	AVG	FC	LG	TD
E. Royal	2	47	23.5	1	33	0
[OUT OF BOUNDS]	1	0	0.0	0	—	0
RETURNS	**2**	**47**	**23.5**	**1**	**33**	**0**

KICKOFF RETURNS	NO	YDS	AVG	FC	LG	TD
D. Thomas	3	48	16.0	0	19	0
S. Larsen	3	44	14.7	0	19	0
RETURNS	**6**	**92**	**15.3**	**0**	**19**	**0**

Denver Broncos FUMBLES	Fum	Lost	Own Rec.	Yds	TD	FF	Opp. Rec.	Yds	TD	Out Bnds
B. Dawkins	0	0	0	0	0	1	0	0	0	0
TOTAL	**0**	**0**	**0**	**0**	**0**	**1**	**0**	**0**	**0**	**0**

San Diego Chargers

RUSHING	ATT	YDS	AVG	LG	TD
M. Tolbert	25	111	4.4	22	1
D. Sproles	5	14	2.8	6	0
C. Brinkley	1	9	9.0	9	0
J. Hester	3	7	2.3	4	0
P. Rivers	4	6	1.5	9	0
TOTAL	**38**	**147**	**3.9**	**22**	**1**

PASSING	ATT	CMP	YDS	TKD/YD	TD	LG	IN	Rtg.
P. Rivers	24	15	233	1/8	4	57	1	116.8
M. Scifres	1	1	28	0/0	0	28	0	118.8
P. Crayton	1	0	0	0/0	0	0	0	39.6
TOTAL	**26**	**16**	**261**	**1/8**	**4**	**57**	**1**	**118.8**

PASS RECEIVING	NO	YDS	AVG	LG	TD
D. Sproles	5	60	12.0	57	1
P. Crayton	3	105	35.0	49	1
M. Tolbert	2	42	21.0	28	0
M. Floyd	2	24	12.0	18	1
K. Sperry	2	21	10.5	13	0
J. Hester	2	9	4.5	6	1
TOTAL	**16**	**261**	**16.3**	**57**	**4**

INTERCEPTIONS	NO	YDS	AVG	LG	TD
A. Cason	1	28	28.0	28	0
TOTAL	**1**	**28**	**28.0**	**28**	**0**

PUNTING	NO	YDS	AVG	NET	TB	IN20	LG
M. Scifres	4	173	43.3	31.5	0	3	58
TOTAL	**4**	**173**	**43.3**	**31.5**	**0**	**3**	**58**

PUNT RETURNS	NO	YDS	AVG	FC	LG	TD
D. Sproles	5	36	7.2	1	12	0
E. Weddle	0	0	0.0	2	—	0
[OUT OF BOUNDS]	1	0	0.0	0	—	0
RETURNS	**5**	**36**	**7.2**	**3**	**12**	**0**

KICKOFF RETURNS	NO	YDS	AVG	FC	LG	TD
D. Sproles	2	50	25.0	0	25	0
[TOUCHBACK]	1	0	0.0	0	—	0
RETURNS	**2**	**50**	**25.0**	**0**	**25**	**0**

San Diego Chargers FUMBLES	Fum	Lost	Own Rec.	Yds	TD	FF	Opp. Rec.	Yds	TD	Out Bnds
M. Tolbert	1	0	0	0	0	0	0	0	0	0
N. Hardwick	0	0	1	0	0	0	0	0	0	0
TOTAL	**1**	**0**	**1**	**0**	**0**	**0**	**0**	**0**	**0**	**0**

FINAL TEAM STATISTICS

	BRONCOS	CHARGERS
TOTAL FIRST DOWNS	16	21
By Rushing	3	7
By Passing	12	11
By Penalty	1	3
THIRD DOWN EFFICIENCY	1-12-8%	7-14-50%
FOURTH DOWN EFFICIENCY	1-1-100%	1-1-100%
TOTAL NET YARDS	235	400
Total Offensive Plays (inc. times thrown passing)	58	65
Average gain per offensive play	4.1	6.2
NET YARDS RUSHING	63	147
Total Rushing Plays	15	38
Average gain per rushing play	4.2	3.9
Tackles for a loss-number and yards	0-0	1-1
NET YARDS PASSING	172	253
Times thrown - yards lost attempting to pass	5-45	1-8
Gross yards passing	217	261
PASS ATTEMPTS-COMPLETIONS-HAD INTERCEPTED	38-24-1	26-16-1
Avg gain per pass play (inc.# thrown passing)	4.0	9.4
KICKOFFS Number-In End Zone-Touchbacks	3-1-1	6-0-0
PUNTS Number and Average	9-37.2	4-43.3
Had Blocked	0	0

	BRONCOS	CHARGERS
FGs - PATs Had Blocked	0-0	0-0
Net Punting Average	33.2	31.5
TOTAL RETURN YARDAGE (Not Including Kickoffs)	47	64
No. and Yards Punt Returns	2-47	5-36
No. and Yards Kickoff Returns	6-92	2-50
No. and Yards Interception Returns	1-0	1-28
PENALTIES Number and Yards	8-56	5-40
FUMBLES Number and Lost	0-0	1-0
TOUCHDOWNS	2	5
Rushing	1	1
Passing	1	4
EXTRA POINTS Made-Attempts	2-2	5-5
Kicking Made-Attempts	2-2	5-5
FIELD GOALS Made-Attempts	0-0	0-1
RED ZONE EFFICIENCY	2-2-100%	3-3-100%
GOAL TO GO EFFICIENCY	1-1-100%	3-3-100%
SAFETIES	0	0
FINAL SCORE	14	35
TIME OF POSSESSION	25:41	34:19

BRONCOS DEFENSIVE STATISTICS

(Press Box Totals)

PLAYER	UT	A	TT	S-YDS	I-YDS	PD	FF	FR
J. Mays	6	3	9	0-0	0-0	0	0	0
W. Woodyard	4	2	6	0-0	0-0	0	0	0
D. Williams	4	1	5	0-0	0-0	0	0	0
K. Vickerson	4	1	5	0-0	0-0	0	0	0
B. Dawkins	3	2	5	0-0	0-0	0	1	0
J. Hunter	2	3	5	0-0	0-0	0	0	0
P. Cox	4	0	4	0-0	0-0	0	0	0
R. Hill	4	0	4	0-0	0-0	0	0	0
M. Haggan	4	0	4	0-0	0-0	0	0	0
R. McBean	2	2	4	0-0	0-0	0	0	0
C. Bailey	3	0	3	0-0	1-0	1	0	0
J. Bannan	2	1	3	1-8	0-0	0	0	0
J. Williams	0	3	3	0-0	0-0	0	0	0
M. Thomas	2	0	2	0-0	0-0	0	0	0
K. Alexander	1	0	1	0-0	0-0	1	0	0
E. Royal	1	0	1	0-0	0-0	0	0	0
R. Fields	1	0	1	0-0	0-0	0	0	0
N. Jones	0	1	1	0-0	0-0	0	0	0
TEAM TOTALS	**47**	**19**	**66**	**1-8**	**1-0**	**2**	**1**	**0**

St. Louis 36, Denver 33

Sunday, Nov. 28, 2010 • 2:16 p.m. MST • INVESCO Field at Mile High • Denver

WEATHER: Mostly Cloudy, 45º, Wind W 12 mph • **TIME:** 3:15 • **ATTENDANCE:** 72,736

The Denver Broncos rallied to score 20 points in the fourth quarter, but were unable to capitalize on their final drive as the St. Louis Rams held on for a 36-33 win at INVESCO Field at Mile High.

Broncos quarterback Kyle Orton led the comeback attempt, as he completed 24-of-41 passes for 347 yards and three fourth-quarter touchdowns (110.5 rtg.) against the Rams.

A 5-yard touchdown pass form Orton to wide receiver Brandon Lloyd with 2:40 remaining in the game cut St. Louis' lead to 36-33, but after forcing a Rams punt, Denver's offense came up short on its final drive.

The Broncos started the game by scoring a touchdown on their opening drive for the second consecutive week, as running back Knowshon Moreno found the end zone on a 4-yard run to initiate the scoring.

Denver scored on its next two possessions, but was held to field goals on each occasion—a 49-yarder and a 40-yarder by kicker Matt Prater.

St. Louis scored on a 36-yard touchdown pass from rookie quarterback Sam Bradford to tight end Michael Hoomanawanui late in the first quarter to mark the first of three scoring plays by Rams tight ends in the game.

Bradford, who completed 22-of-37 passes for 308 yards with three touchdowns (113.3 rtg.) against the Broncos, found tight end Ben Bajema on scoring passes of two and 26 yards, respectively, on consecutive drives in the second quarter to give St. Louis a 20-13 lead.

The Rams added two Josh Brown field goals at the end of the first half—the second one after a fumbled kickoff return by Broncos wide receiver Eddie Royal—to gain a 26-13 edge entering halftime.

A 1-yard touchdown run by Rams running back Kenneth Darby in the third quarter gave St. Louis a 33-13 lead and set the stage for Denver's comeback attempt.

Lloyd scored on a 41-yard reception from Orton on the first play of the fourth quarter to cut the deficit to 13 points.

The Rams answered with a 26-yard field goal, which would end up being the deciding score, giving them a 36-20 lead at the time.

Royal, who led Denver with 74 receiving yards on six catches (12.3 avg.), hauled in a 16-yard touchdown pass from Orton with 4:57 remaining.

After a St. Louis punt, Orton drove the Broncos on an 8-play, 59-yard scoring drive, finding Lloyd in the end zone for the second time in the fourth quarter with a 5-yard touchdown pass.

The three-point deficit would hold up for St. Louis after four consecutive incompletions ended Denver's final drive.

OFFICIALS:

Referee — Bill Leavy (127); **Umpire** — Darrell Jenkins (76); **Head Linesman** — Mark Baltz (26); **Line Judge** — Mark Perlman (9); **Side Judge** — Barry Anderson (20); **Field Judge** — Jim Quirk (63); **Back Judge** — Keith Ferguson (61); **Replay** — Al Jury.

DENVER BRONCOS

OFFENSE			DEFENSE		
TE	89	D. Graham	DE	99	K. Vickerson
LT	78	R. Clady	NT	76	J. Williams
LG	68	Z. Beadles	DE	97	J. Bannan
C	50	J. Walton	OLB	57	M. Haggan
RG	73	C. Kuper	ILB	55	D. Williams
RT	74	R. Harris	ILB	51	J. Mays
WR	19	E. Royal	OLB	56	R. Ayers
WR	10	J. Gaffney	LCB	24	C. Bailey
QB	8	K. Orton	RCB	32	P. Cox
FB	46	S. Larsen	S	23	R. Hill
RB	27	K. Moreno	S	20	B. Dawkins

BRONCOS SUBSTITUTIONS: P 4 B. Colquitt, K 5 M. Prater, CB 22 S. Thompson, RB 28 C. Buckhalter, S 30 D. Bruton, CB 33 N. Jones, S 34 K. McCarthy, RB 35 L. Ball, CB 41 C. Vaughn, LB 52 J. Hunter, LB 58 K. Alexander, LB 59 W. Woodyard, LS 66 L. Paxton, OL 71 R. Hochstein, OL 75 C. Clark, DL 79 M. Thomas, TE 81 R. Quinn, TE 82 D. Gronkowski, WR 84 B. Lloyd, WR 87 E. Decker, DL 91 R. Fields, DL 98 R. McBean. **DID NOT PLAY:** QB 15 T. Tebow. **INACTIVE:** 3QB 9 B. Quinn, CB 21 A. Goodman, RB 26 L. Maroney, S 31 D. McBath, OL 64 S. Daniels, OL 69 E. Olsen, WR 88 D. Thomas, LB 90 D. Veikune.

ST. LOUIS RAMS

OFFENSE			DEFENSE		
WR	11	B. Gibson	LDE	72	C. Long
LT	76	R. Saffold	LDT	98	F. Robbins
LG	63	J. Bell	RDT	71	G. Gibson
C	60	Ja. Brown	RDE	96	J. Hall
RG	73	A. Goldberg	SLB	53	N. Diggs
RT	77	J. Smith	MLB	55	J. Laurinaitis
TE	47	B. Bajema	WLB	59	L. Grant
TE	86	M. Hoomanawanui	LCB	24	R. Bartell
WR	19	L. Robinson	RCB	32	B. Fletcher
QB	8	S. Bradford	SS	43	C. Dahl
RB	39	S. Jackson	FS	21	O. Atogwe

RAMS SUBSTITUTIONS: K 3 Jo. Brown, P 5 D. Jones, WR 16 D. Amendola, S 20 D. Stewart, CB 23 J. Murphy, CB 31 J. King, RB 34 K. Darby, S 37 J. Butler, RB 38 K. Toston, LS 45 C. Massey, TE 46 D. Fells, FB 49 B. Miller, LB 50 B. Kehl, LB 57 C. Chamberlain, LB 58 D. Vobora, C/G 65 H. Fraley, T 70 R. Foster, WR 81 M. Gilyard, WR 84 D. Alexander, DE 90 G. Selvie, DT 97 D. Scott, DE 99 C. Ah You. **DID NOT PLAY:** QB 4 A. Feeley. **INACTIVE:** S 22 M. Lewis, CB 35 K. Dockery, CB 36 Q. Butler, FB 44 M. Karney, G 79 J. Greco, TE 88 D. Schouman, DE 92 E. Sims, DT 93 J. Cudjo.

		1	2	3	4	OT	TOTAL
VISITOR	St. Louis Rams	7	19	7	3	—	36
HOME	Denver Broncos	10	3	0	20	—	33

FIELD GOALS (made ( ) missed)

Jo. Brown (28) (37) 45WR (26)
M. Prater (49) (40)

Team	Qtr	Clock Time	PLAY DESCRIPTION (Extra Point) (Drive Info)	SCORE Visitor	SCORE Home
BRONCOS	1	11:54	K. Moreno 4 yd. run (M. Prater kick) (7-80, 3:06)	0	7
BRONCOS	1	7:24	M. Prater 49 yd. Field Goal (9-49, 2:53)	0	10
RAMS	1	1:32	M. Hoomanawanui 36 yd. pass from S. Bradford (Jo. Brown kick) (12-80, 5:52)	7	10
BRONCOS	2	12:27	M. Prater 40 yd. Field Goal (9-58, 4:05)	7	13
RAMS	2	5:45	B. Bajema 2 yd. pass from S. Bradford (Jo. Brown kick) (13-80, 6:42)	14	13
RAMS	2	2:53	B. Bajema 26 yd. pass from S. Bradford (kick failed, hlu) (4-71, 1:15)	20	13
RAMS	2	0:54	Jo. Brown 28 yd. Field Goal (6-50, 1:33)	23	13
RAMS	2	0:14	Jo. Brown 37 yd. Field Goal (4-4, 0:33)	26	13
RAMS	3	8:55	K. Darby 1 yd. run (Jo. Brown kick) (5-31, 2:05)	33	13
BRONCOS	4	14:54	B. Lloyd 41 yd. pass from K. Orton (M. Prater kick) (3-65, 1:01)	33	20
RAMS	4	10:50	Jo. Brown 26 yd. Field Goal (8-67, 4:04)	36	20
BRONCOS	4	4:50	E. Royal 16 yd. pass from K. Orton (pass failed) (5-50, 3:09)	36	26
BRONCOS	4	2:35	B. Lloyd 5 yd. pass from K. Orton (M. Prater kick) (8-59, 1:51)	36	33

FINAL INDIVIDUAL STATISTICS

St. Louis Rams

RUSHING	ATT	YDS	AVG	LG	TD
S. Jackson	29	72	2.5	20	0
D. Amendola	3	48	16.0	30	0
K. Darby	2	4	2.0	3	1
S. Bradford	1	-1	-1.0	-1	0
TOTAL	**35**	**123**	**3.5**	**30**	**1**

PASSING	ATT	CMP	YDS	TKD/YD	TD	LG	IN	Rtg.
S. Bradford	37	22	308	2/0	3	45	0	113.3
TOTAL	**37**	**22**	**308**	**2/0**	**3**	**45**	**0**	**113.3**

PASS RECEIVING	NO	YDS	AVG	LG	TD
D. Alexander	4	95	23.8	45	0
L. Robinson	4	58	14.5	23	0
D. Amendola	4	41	10.3	17	0
B. Bajema	3	32	10.7	**26**	2
B. Gibson	3	29	9.7	14	0
D. Fells	2	23	11.5	13	0
M. Hoomanawanui	1	36	36.0	**36**	1
S. Jackson	1	-6	-6.0	-6	0
TOTAL	**22**	**308**	**14.0**	**45**	**3**

INTERCEPTIONS	NO	YDS	AVG	LG	TD
TOTAL	**0**	**0**	**0**	**0**	**0**

PUNTING	NO	YDS	AVG	NET	TB	IN20	LG
D. Jones	5	204	40.8	36.2	1	0	57
TOTAL	**5**	**204**	**40.8**	**36.2**	**1**	**0**	**57**

PUNT RETURNS	NO	YDS	AVG	FC	LG	TD
D. Amendola	3	19	6.3	0	10	0
[TOUCHBACK]	1	0	0.0	0	—	0
RETURNS	**3**	**19**	**6.3**	**0**	**10**	**0**

KICKOFF RETURNS	NO	YDS	AVG	FC	LG	TD
D. Amendola	3	87	29.0	0	39	0
[TOUCHBACK]	3	0	0.0	0	—	0
RETURNS	**3**	**87**	**29.0**	**0**	**39**	**0**

St. Louis Rams FUMBLES	Fum	Lost	Own Rec.	Yds	TD	FF	Opp. Rec.	Yds	TD	Out Bnds
J. Murphy	0	0	0	0	0	1	1	0	0	0
O. Atogwe	0	0	0	0	0	1	0	0	0	0
N. Diggs	0	0	0	0	0	0	1	3	0	0
TOTAL	**0**	**0**	**0**	**0**	**0**	**2**	**2**	**3**	**0**	**0**

Denver Broncos

RUSHING	ATT	YDS	AVG	LG	TD
K. Moreno	12	56	4.7	16	1
L. Ball	4	31	7.8	17	0
E. Royal	1	20	20.0	20	0
C. Buckhalter	1	12	12.0	12	0
TOTAL	**18**	**119**	**6.6**	**20**	**1**

PASSING	ATT	CMP	YDS	TKD/YD	TD	LG	IN	Rtg.
K. Orton	41	24	347	3/17	3	**41**	0	110.5
TOTAL	**41**	**24**	**347**	**3/17**	**3**	**41**	**0**	**110.5**

PASS RECEIVING	NO	YDS	AVG	LG	TD
E. Royal	6	74	12.3	24	1
K. Moreno	6	62	10.3	31	0
B. Lloyd	4	76	19.0	**41**	2
J. Gaffney	3	59	19.7	28	0
E. Decker	2	48	24.0	38	0
D. Gronkowski	1	13	13.0	13	0
S. Larsen	1	11	11.0	11	0
D. Graham	1	4	4.0	4	0
TOTAL	**24**	**347**	**14.5**	**41**	**3**

INTERCEPTIONS	NO	YDS	AVG	LG	TD
TOTAL	**0**	**0**	**0.0**	**0**	**0**

PUNTING	NO	YDS	AVG	NET	TB	IN20	LG
B. Colquitt	4	201	50.3	40.5	1	0	57
TOTAL	**4**	**201**	**50.3**	**40.5**	**1**	**0**	**57**

PUNT RETURNS	NO	YDS	AVG	FC	LG	TD
E. Royal	1	3	3.0	1	3	0
[DOWNED]	2	0	0.0	0	—	0
[TOUCHBACK]	1	0	0.0	0	—	0
RETURNS	**1**	**3**	**3.0**	**1**	**3**	**0**

KICKOFF RETURNS	NO	YDS	AVG	FC	LG	TD
E. Royal	4	74	18.5	0	21	0
P. Cox	1	24	24.0	0	24	0
[TOUCHBACK]	3	0	0.0	0	—	0
RETURNS	**5**	**98**	**19.6**	**0**	**24**	**0**

Denver Broncos FUMBLES	Fum	Lost	Own Rec.	Yds	TD	FF	Opp. Rec.	Yds	TD	Out Bnds
K. Moreno	1	1	0	0	0	0	0	0	0	0
E. Royal	1	1	0	0	0	0	0	0	0	0
TOTAL	**2**	**2**	**0**	**0**	**0**	**0**	**0**	**0**	**0**	**0**

FINAL TEAM STATISTICS

	RAMS	BRONCOS
TOTAL FIRST DOWNS	24	24
By Rushing	6	8
By Passing	16	16
By Penalty	2	0
THIRD DOWN EFFICIENCY	6-16-38%	1-9-11%
FOURTH DOWN EFFICIENCY	1-1-100%	1-2-50%
TOTAL NET YARDS	431	449
Total Offensive Plays (inc. times thrown passing)	74	62
Average gain per offensive play	5.8	7.2
NET YARDS RUSHING	123	119
Total Rushing Plays	35	18
Average gain per rushing play	3.5	6.6
Tackles for a loss-number and yards	4-6	3-8
NET YARDS PASSING	308	330
Times thrown - yards lost attempting to pass	2-0	3-17
Gross yards passing	308	347
PASS ATTEMPTS-COMPLETIONS-HAD INTERCEPTED	37-22-0	41-24--0
Avg gain per pass play (inc.# thrown passing)	7.9	7.5
KICKOFFS Number-In End Zone-Touchbacks	8-5-3	7-5-3
PUNTS Number and Average	5-40.8	4-50.3
Had Blocked	0	0

	RAMS	BRONCOS
FGs - PATs Had Blocked	0-0	0-0
Net Punting Average	36.2	40.5
TOTAL RETURN YARDAGE (Not Including Kickoffs)	19	3
No. and Yards Punt Returns	3-19	1-3
No. and Yards Kickoff Returns	3-87	5-98
No. and Yards Interception Returns	0-0	0-0
PENALTIES Number and Yards	4-30	6-60
FUMBLES Number and Lost	0-0	2-2
TOUCHDOWNS	4	4
Rushing	1	1
Passing	3	3
EXTRA POINTS Made-Attempts	3-4	3-4
Kicking Made-Attempts	3-4	3-3
Passing Made-Attempts	0-0	0-1
FIELD GOALS Made-Attempts	3-4	2-2
RED ZONE EFFICIENCY	2-5-40%	3-3-100%
GOAL TO GO EFFICIENCY	2-3-67%	2-2-100%
SAFETIES	0	0
FINAL SCORE	36	33
TIME OF POSSESSION	34:17	25:43

BRONCOS DEFENSIVE STATISTICS

(Press Box Totals)

PLAYER	UT	A	TT	S-YDS	I-YDS	PD	FF	FR
J. Williams	5	3	8	0-0	0-0	0	0	0
D. Williams	4	4	8	0-0	0-0	2	0	0
J. Mays	6	1	7	0-0	0-0	0	0	0
B. Dawkins	5	1	6	0-0	0-0	0	0	0
N. Jones	4	2	6	0-0	0-0	0	0	0
J. Hunter	3	2	5	0-0	0-0	0	0	0
R. Hill	3	1	4	0-0	0-0	0	0	0
M. Haggan	3	0	3	1-0	0-0	0	0	0
K. Vickerson	3	0	3	1-0	0-0	0	0	0
C. Bailey	3	0	3	0-0	0-0	1	0	0
P. Cox	3	0	3	0-0	0-0	0	0	0
R. Ayers	2	0	2	0-0	0-0	0	0	0
S. Thompson	1	1	2	0-0	0-0	0	0	0
R. McBean	1	1	2	0-0	0-0	0	0	1
J. Bannan	1	0	1	0-0	0-0	2	1	0
R. Fields	1	0	1	0-0	0-0	0	0	0
TEAM TOTALS	**48**	**16**	**64**	**2-0**	**0-0**	**6**	**0**	**0**

12 Kansas City 10, Denver 6

Sunday, Dec. 5, 2010 • 12:03 p.m. CST • Arrowhead Stadium • Kansas City, Mo.

WEATHER: 26°, Wind NNW 8 mph • **TIME:** 3:02 • **ATTENDANCE:** 67,267

Denver Broncos running back Knowshon Moreno rushed for a career-high 161 yards, but it was not enough as the Broncos fell 10-6 to the Kansas City Chiefs at Arrowhead Stadium.

In the second meeting between the two AFC West rivals in the 2010 season, both teams battled through a cold day in front of 67,267 fans. The offenses found success running the ball in the below-freezing temperatures, as Kansas City totaled 185 yards on the ground, while Moreno topped the 100-yard mark for the second time in his career.

Broncos cornerback Champ Bailey led Denver's defense, matched up against Kansas City's Dwayne Bowe and limiting the Chiefs' leading wideout to zero catches on three passes thrown in his direction, while also drawing an offensive pass interference penalty.

In a defensive battle, the lone touchdown of the contest came in the first quarter when Chiefs quarterback Matt Cassel found tight end Leonard Pope for a 2-yard touchdown pass that put Kansas City ahead 7-0.

The Broncos carried a strong defensive effort over into the second quarter, holding the Chiefs at the Denver 33-yard line to force a Dustin Colquitt punt with 6:47 left in the half, stalling an 11-play 57-yard drive.

Quarterback Kyle Orton led the team on a lengthy drive into Kansas City territory that set up a Matt Prater field goal from 25-yards out to make the score 7-3. The Chiefs answered on the next possession when kicker Ryan Succop connected on a 47-yard field goal to extend the Kansas City lead to 10-3 with seven seconds left in the first half.

Ten points would be enough for the Chiefs the rest of the way, as they took possession of the ball after the break and maintained possession for nearly 12 minutes in third quarter.

On Denver's first drive of the fourth quarter, Prater connected on his second field goal of the game—from 41-yards out—to cut the Kansas City lead to 10-6.

After both teams traded possessions in the final quarter, Kansas City's Dustin Colquitt punted and pinned the Broncos at their own 8-yard line with just 20 seconds remaining in the game.

Orton's final pass fell incomplete to receiver Eddie Royal and the Chiefs edged out the Broncos for the 10-6 victory.

Kansas City finished with nearly a 15-minute edge in time of possession (37:14-22:46) to keep Denver at bay.

With the loss, the Broncos split the season series with their division foe, one game apiece.

OFFICIALS:

Referee — Carl Cheffers (51); **Umpire** — Undrey Wash (96); **Head Linesman** — Kent Payne (79); **Line Judge** — Darryll Lewis (130); **Side Judge** — Jeff Lamberth (21); **Field Judge** — Boris Cheek (41); **Back Judge** — Todd Prukop (30); **Replay** — L. Nemmers/L. Nazzaro.

DENVER BRONCOS

OFFENSE			DEFENSE		
WR	84	B. Lloyd	DE	99	K. Vickerson
LT	78	R. Clady	NT	76	J. Williams
LG	68	Z. Beadles	DE	97	J. Bannan
C	50	J. Walton	OLB	57	M. Haggan
RG	73	C. Kuper	ILB	55	D. Williams
RT	74	R. Harris	ILB	51	J. Mays
TE	89	D. Graham	OLB	52	J. Hunter
TE	82	D. Gronkowski	LCB	24	C. Bailey
WR	19	E. Royal	RCB	32	P. Cox
QB	8	K. Orton	S	23	R. Hill
RB	27	K. Moreno	S	30	D. Bruton

BRONCOS SUBSTITUTIONS: P 4 B. Colquitt, K 5 M. Prater, WR 10 J. Gaffney, CB 22 S. Thompson, RB 28 C. Buckhalter, CB 33 N. Jones, S 34 K. McCarthy, RB 35 L. Ball, CB 41 C. Vaughn, FB 46 S. Larsen, LB 56 R. Ayers, LB 58 K. Alexander, LB 59 W. Woodyard, LS 66 L. Paxton, OL 71 R. Hochstein, OL 75 C. Clark, DL 79 M. Thomas, TE 81 R. Quinn, WR 87 E. Decker, LB 90 D. Veikune, DL 91 R. Fields, DL 98 R. McBean. **DID NOT PLAY:** QB 15 T. Tebow. **INACTIVE:** QB 9 B. Quinn, S 20 B. Dawkins, CB 21 A. Goodman, RB 26 L. Maroney, S 31 D. McBath, OL 64 S. Daniels, OL 69 E. Olsen, WR 88 D. Thomas.

KANSAS CITY CHIEFS

OFFENSE			DEFENSE		
WR	22	D. McCluster	LDE	90	S. Smith
LT	76	B. Albert	NT	95	R. Edwards
LG	54	B. Waters	RDE	72	G. Dorsey
C	62	C. Wiegmann	LOLB	50	M. Vrabel
RG	65	R. Lilja	LILB	59	J. Belcher
RT	67	B. Richardson	RILB	56	D. Johnson
TE	81	T. Moeaki	ROLB	91	T. Hali
TE	85	J. O'Connell	LCB	24	B. Flowers
WR	82	D. Bowe	RCB	39	B. Carr
QB	7	M. Cassel	SS	29	E. Berry
RB	25	J. Charles	FS	47	J. McGraw

CHIEFS SUBSTITUTIONS: P 2 D. Colquitt, K 6 R. Succop, WR 10 T. Copper, WR 15 V. Tucker, RB 20 T. Jones, CB 21 J. Arenas, RB 26 J. Battle, S/CB 27 D. Washington, CB 34 T. Daniels, S 35 R. Price, FB 42 M. Cox, LS 43 T. Gafford, TE 45 L. Pope, S 48 R. Langford, LB 51 C. Mays, LB 53 D. Williams, G/C 73 J. Asamoah, T 75 R. O'Callaghan, DE 92 W. Gilberry, LB 93 C. Greenwood, DE 94 T. Jackson, LB 96 A. Studebaker. **DID NOT PLAY:** QB 12 B. Croyle. **INACTIVE:** S 23 K. Lewis, CB 30 M. Richardson, CB 41 J. Bates, RB 46 T. Castille, LB 52 C. Anderson, C 64 R. Niswanger, WR 84 C. Chambers, DT 98 A. Toribio.

		1	2	3	4	OT	TOTAL
VISITOR	Denver Broncos	0	3	0	3	—	6
HOME	Kansas City Chiefs	7	3	0	0	—	10

FIELD GOALS (made ( ) missed)

M. Prater (25) (41)
R. Succop (47)

Team	Qtr	Clock Time	PLAY DESCRIPTION (Extra Point) (Drive Info)	SCORE Visitor	SCORE Home
CHIEFS	1	1:15	L. Pope 2 yd. pass from M. Cassel (R. Succop kick) (11-70, 6:29)	0	7
BRONCOS	2	1:19	M. Prater 25 yd. Field Goal (12-85, 5:20)	3	7
CHIEFS	2	0:03	R. Succop 47 yd. Field Goal (8-44, 1:16)	3	10
BRONCOS	4	13:42	M. Prater 41 yd. Field Goal (8-44, 2:42)	6	10

FINAL INDIVIDUAL STATISTICS

Denver Broncos

RUSHING	ATT	YDS	AVG	LG	TD
K. Moreno	23	161	7.0	24	0
TOTAL	**23**	**161**	**7.0**	**24**	**0**

PASSING	ATT	CMP	YDS	TKD/YD	TD	LG	IN	Rtg.
K. Orton	28	9	117	4/31	0	28	0	46.3
TOTAL	**28**	**9**	**117**	**4/31**	**0**	**28**	**0**	**46.3**

PASS RECEIVING	NO	YDS	AVG	LG	TD
B. Lloyd	2	31	15.5	18	0
J. Gaffney	2	28	14.0	18	0
E. Royal	2	7	3.5	4	0
E. Decker	1	28	28.0	28	0
K. Moreno	1	14	14.0	14	0
D. Gronkowski	1	9	9.0	9	0
TOTAL	**9**	**117**	**13.0**	**28**	**0**

INTERCEPTIONS	NO	YDS	AVG	LG	TD
TOTAL	**0**	**0**	**0.0**	**—**	**0**

PUNTING	NO	YDS	AVG	NET	TB	IN20	LG
B. Colquitt	7	288	41.1	39.1	0	2	48
TOTAL	**7**	**288**	**41.1**	**39.1**	**0**	**2**	**48**

PUNT RETURNS	NO	YDS	AVG	FC	LG	TD
E. Royal	3	37	12.3	3	15	0
[DOWNED]	1	0	0.0	0	—	0
RETURNS	**3**	**37**	**12.3**	**3**	**15**	**0**

KICKOFF RETURNS	NO	YDS	AVG	FC	LG	TD
E. Decker	2	42	21.0	0	26	0
P. Cox	1	7	7.0	0	7	0
RETURNS	**3**	**49**	**16.3**	**0**	**26**	**0**

Denver Broncos FUMBLES	Fum	Lost	Own Rec.	Yds	TD	FF	Opp. Rec.	Yds	TD	Out Bnds
K. Orton	1	1	0	0	0	0	0	0	0	0
J. Bannan	0	0	0	0	0	1	0	0	0	0
M. Haggan	0	0	0	0	0	0	1	0	0	0
TOTAL	**1**	**1**	**0**	**0**	**0**	**1**	**1**	**0**	**0**	**0**

Kansas City Chiefs

RUSHING	ATT	YDS	AVG	LG	TD
J. Charles	21	116	5.5	16	0
T. Jones	11	53	4.8	12	0
D. McCluster	5	11	2.2	5	0
M. Cassel	2	5	2.5	5	0
TOTAL	**39**	**185**	**4.7**	**16**	**0**

PASSING	ATT	CMP	YDS	TKD/YD	TD	LG	IN	Rtg.
M. Cassel	31	17	196	2/22	1	21	0	84.9
TOTAL	**31**	**17**	**196**	**2/22**	**1**	**21**	**0**	**84.9**

PASS RECEIVING	NO	YDS	AVG	LG	TD
T. Moeaki	4	54	13.5	21	0
T. Jones	4	54	13.5	20	0
V. Tucker	2	28	14.0	19	0
D. McCluster	2	25	12.5	19	0
J. Charles	2	20	10.0	10	0
T. Copper	2	13	6.5	8	0
L. Pope	1	2	2.0	**2**	1
TOTAL	**17**	**196**	**11.5**	**21**	**1**

INTERCEPTIONS	NO	YDS	AVG	LG	TD
TOTAL	**0**	**0**	**0.0**	**—**	**0**

PUNTING	NO	YDS	AVG	NET	TB	IN20	LG
D. Colquitt	7	293	41.9	36.6	0	4	59
TOTAL	**7**	**293**	**41.9**	**36.6**	**0**	**4**	**59**

PUNT RETURNS	NO	YDS	AVG	FC	LG	TD
J. Arenas	2	8	4.0	2	8	0
D. McCluster	2	6	3.0	0	4	0
[DOWNED]	1	0	0.0	0	—	0
RETURNS	**4**	**14**	**3.5**	**2**	**8**	**0**

KICKOFF RETURNS	NO	YDS	AVG	FC	LG	TD
D. McCluster	3	60	20.0	0	28	0
RETURNS	**3**	**60**	**20.0**	**0**	**28**	**0**

Kansas City Chiefs FUMBLES	Fum	Lost	Own Rec.	Yds	TD	FF	Opp. Rec.	Yds	TD	Out Bnds
D. McCluster	1	1	0	0	0	0	0	0	0	0
C. Wiegmann	1	0	0	-6	0	0	0	0	0	0
J. Charles	0	0	1	0	0	0	0	0	0	0
T. Hali	0	0	0	0	0	1	1	0	0	0
TOTAL	**2**	**1**	**1**	**-6**	**0**	**1**	**1**	**0**	**0**	**0**

FINAL TEAM STATISTICS

	BRONCOS	CHIEFS
TOTAL FIRST DOWNS	13	21
By Rushing	8	9
By Passing	5	11
By Penalty	0	1
THIRD DOWN EFFICIENCY	3-12-25%	6-14-43%
FOURTH DOWN EFFICIENCY	0-0-0%	0-1-0%
TOTAL NET YARDS	247	359
Total Offensive Plays (inc. times thrown passing)	55	72
Average gain per offensive play	4.5	5.0
NET YARDS RUSHING	161	185
Total Rushing Plays	23	39
Average gain per rushing play	7.0	4.7
Tackles for a loss-number and yards	0-0	1-4
NET YARDS PASSING	86	174
Times thrown - yards lost attempting to pass	4-31	2-22
Gross yards passing	117	196
PASS ATTEMPTS-COMPLETIONS-HAD INTERCEPTED	28-9-0	31-17-0
Avg gain per pass play (inc.# thrown passing)	2.7	5.3
KICKOFFS Number-In End Zone-Touchbacks	3-0-0	3-0-0
PUNTS Number and Average	7-41.1	7-41.9
Had Blocked	0	0
FGs - PATs Had Blocked	0-0	0-0
Net Punting Average	39.1	36.6
TOTAL RETURN YARDAGE (Not Including Kickoffs)	37	14
No. and Yards Punt Returns	3-37	4-14
No. and Yards Kickoff Returns	3-49	3-60
No. and Yards Interception Returns	0-0	0-0
PENALTIES Number and Yards	4-35	8-60
FUMBLES Number and Lost	1-1	2-1
TOUCHDOWNS	0	1
Rushing	0	0
Passing	0	1
EXTRA POINTS Made-Attempts	0-0	1-1
Kicking Made-Attempts	0-0	1-1
FIELD GOALS Made-Attempts	2-2	1-1
RED ZONE EFFICIENCY	0-1-0%	1-2-50%
GOAL TO GO EFFICIENCY	0-0-0%	1-2-50%
SAFETIES	0	0
FINAL SCORE	6	10
TIME OF POSSESSION	22:46	37:14

BRONCOS DEFENSIVE STATISTICS

(Press Box Totals)

PLAYER	UT	A	TT	S-YDS	I-YDS	PD	FF	FR
D. Williams	7	2	9	0-0	0-0	0	0	0
P. Cox	8	0	8	0-0	0-0	0	0	0
D. Bruton	5	1	6	0-0	0-0	0	0	0
R. Hill	5	0	5	0-0	0-0	0	0	0
J. Hunter	5	0	5	0-0	0-0	0	0	0
C. Bailey	4	0	4	1-9	0-0	1	0	0
J. Mays	3	1	4	0-0	0-0	1	0	0
R. Ayers	3	1	4	0-0	0-0	1	0	0
K. Vickerson	2	2	4	0-0	0-0	0	0	0
M. Haggan	3	0	3	1-13	0-0	0	0	1
R. Fields	2	1	3	0-0	0-0	0	0	0
R. McBean	2	0	2	0-0	0-0	0	0	0
N. Jones	1	1	2	0-0	0-0	0	0	0
M. Thomas	0	0	2	0-0	0-0	0	0	0
J. Williams	0	2	2	0-0	0-0	0	0	0
J. Bannan	1	0	1	0-0	0-0	0	1	0
W. Woodyard	1	0	1	0-0	0-0	0	0	0
S. Thompson	0	1	1	0-0	0-0	0	0	0
TEAM TOTALS	**52**	**14**	**66**	**2-22**	**0-0**	**3**	**1**	**1**

13 Arizona 43, Denver 13

Sunday, Dec. 12, 2010 • 2:15 p.m. MDT • University of Phoenix Stadium • Phoenix

WEATHER: Roof Closed • **TIME:** 3:39 • **ATTENDANCE:** 62,223

In the debut for Interim Head Coach Eric Studesville, the Denver Broncos committed six turnovers that led to a 43-13 loss to the Arizona Cardinals in front of 62,223 fans at the University of Phoenix Stadium in Glendale, Ariz.

Studesville took over the reigns of the team early in the week preceding the game and looked to defeat the only team in the NFL that had never beaten the Broncos in regular-season play entering the contest.

Denver delivered a field goal on its opening possession, but a slurry of turnovers prevented the Broncos from sustaining any momentum. In Arizona's eight scoring drives, its average field position was at midfield.

Cardinals kicker Jay Feely accounted for Arizona's first 22 points and 25 points overall, including a 5-yard touchdown run on a fake field goal attempt in the second quarter to put Arizona up 13-3. Feely connected on 5-of-6 field goal tries while accounting for more than half of Arizona's points on the day.

The Cardinals also got production from running back Tim Hightower and rookie quarterback John Skelton, who made his first NFL start. Hightower rushed for 148 yards and two touchdowns on 18 carries (8.2 avg.) for the game, while Skelton completed 15-of-37 passes (40.5%) for 146 yards with no interceptions.

Arizona's offense was held in check for most of the first half. Denver moved the ball well on the opening drive to take a 3-0 lead after newly-signed kicker Steven Hauschka connected on a 32-yard try for his first field goal as a Bronco. Meanwhile, Denver's defense held Arizona to six points for the first 25:58 leading up to Feely's touchdown.

From that point on, Feely connected on three consecutive field goals to extend Arizona's lead to 22-3 and give the Cardinals 22 unanswered points in the first half.

Hauschka added a field goal for the Broncos with 11:20 to go in the fourth quarter to cut the lead to 22-6, but Arizona answered with an 8-yard touchdown run by Hightower.

Moreno found the end zone on a 1-yard run to cut the lead back to 16 with 3:31 remaining.

Denver could not overcome the 16-point deficit or the 24 points that the Cardinals scored in the final period. Hightower added a 35-yard scoring run later in the quarter, while Arizona's defense turned Broncos quarterback Kyle Orton's late interception into a touchdown.

OFFICIALS:

Referee — Jerome Boger (23); **Umpire** — Carl Pagnelli (124); **Head Linesman** — Steve Stelljes (22); **Line Judge** — Gary Arthur (108); **Side Judge** — Joe Larrew (73); **Field Judge** — Doug Rosenbaum (67); **Back Judge** — Tony Steratore (112); **Replay** — Mark Burns.

DENVER BRONCOS

OFFENSE			DEFENSE		
WR	84	B. Lloyd	DE	99	K. Vickerson
LT	78	R. Clady	NT	76	J. Williams
LG	68	Z. Beadles	DE	97	J. Bannan
C	50	J. Walton	OLB	52	J. Hunter
RG	73	C. Kuper	ILB	55	D. Williams
RT	74	R. Harris	ILB	57	M. Haggan
TE	89	D. Graham	OLB	56	R. Ayers
TE	81	R. Quinn	LCB	24	C. Bailey
WR	10	J. Gaffney	RCB	21	A. Goodman
QB	8	K. Orton	S	23	R. Hill
RB	27	K. Moreno	S	20	D. Bruton

BRONCOS SUBSTITUTIONS: K 3 S. Hauschka, P 4 B. Colquitt, WR 19 E. Royal, CB 22 S. Thompson, RB 28 C. Buckhalter, CB 32 P. Cox, CB 33 N. Jones, S 34 K. McCarthy, RB 35 L. Ball, CB 41 C. Vaughn, LB 54 L. Robinson, LB 58 K. Alexander, LB 59 W. Woodyard, LS 66 L. Paxton, OL 71 R. Hochstein, OL 75 C. Clark, DL 79 M. Thomas, TE 85 D. Coats, WR 87 E. Decker, LB 90 D. Veikune, DL 91 R. Fields, DL 98 R. McBean. **DID NOT PLAY:** QB 15 T. Tebow. **INACTIVE:** K 5 M. Prater, QB 9 B. Quinn, S 20 B. Dawkins, RB 26 L. Maroney, S 31 D. McBath, FB 46 S. Larsen, OL 69 E. Olsen, WR 88 D. Thomas.

ARIZONA CARDINALS

OFFENSE			DEFENSE		
WR	11	L. Fitzgerald	DE	93	C. Campbell
LT	75	L. Brown	NT	97	B. Robinson
LG	66	A. Faneca	DT	90	D. Dockett
C	63	L. Sendlein	ROLB	55	J. Porter
RG	76	D. Lutui	ILB	58	D.Washington
RT	73	J. Bridges	ILB	51	P. Lenon
TE	83	S. Spach	LOLB	53	C. Haggans
TE	80	E. Doucet	RCB	28	G. Toler
QB	19	J. Skelton	LCB	29	D. Rodgers-Cromartie
RB	34	T. Hightower	SS	24	A. Wilson
TE	81	J. Dray	FS	25	K. Rhodes

CARDINALS SUBSTITUTIONS: K 4 J. Feely, P 5 B. Graham, WR 12 A. Roberts, WR 14 S. Williams, WR 15 S. Breaston, S 22 M. Ware, CB 23 T. McBride, RB 26 C. Wells, CB 27 M. Adams, RB 31 J. Wright, RB 36 L. Stephens-Howling, FB 45 R. Maui'a, S 49 R. Johnson, LB 50 O. Schofield, LB 52 C. Obiozor, LB 56 R. Walker, G/C 70 R. Hadnot, DT 78 A. Branch, LS 82 M. Leach, TE 89 B. Patrick, DT 92 D. Williams. **DID NOT PLAY:** QB 2 R. Bartel, T 74 D. Batiste. **INACTIVE:** QB 3 D. Anderson, WR 18 M. Komar, CB 20 A. Jefferson, SS 21 H. Abdullah, CB 30 M. Green, LB 54 G. Hayes, C 62 B. Claxton, DT 98 G. Watson.

		1	2	3	4	OT	TOTAL
VISITOR	Denver Broncos	3	0	0	10	—	13
HOME	Arizona Cardinals	3	13	3	24	—	43

FIELD GOALS (made ( ) missed)

S. Hauschka (32) 40WR (30)
J. Feely (36) (48) (55) (23) 49 WL (49)

Team	Qtr	Clock Time	PLAY DESCRIPTION (Extra Point) (Drive Info)	SCORE Visitor	SCORE Home
BRONCOS	1	10:36	S. Hauschka 32 yd. Field Goal (11-73, 4:24)	3	0
CARDINALS	1	4:35	J. Feely 36 yd. Field Goal (4-5, 0:58)	3	3
CARDINALS	2	11:50	J. Feely 48 yd. Field Goal (7-17, 2:58)	3	6
CARDINALS	2	4:02	J. Feely 5 yd. run (J. Feely kick) (5-24, 2:01)	3	13
CARDINALS	2	0:02	J. Feely 55 yd. Field Goal (8-37, 1:42)	3	16
CARDINALS	3	9:40	J. Feely 23 yd. Field Goal (10-72, 5:20)	3	19
CARINDALS	4	14:55	J. Feely 49 yd. Field Goal (4-8, 1:04)	3	22
BRONCOS	4	11:20	S. Hauschka 30 yd. Field Goal (7-13, 2:16)	6	22
CARDINALS	4	6:07	T. Hightower 8 yd. run (J. Feely kick) (8-79, 5:13)	6	29
BRONCOS	4	3:31	K. Moreno 1 yd. run (S. Hauschka kick) (7-71, 2:36)	13	29
CARDINALS	4	3:09	T. Hightower 35 yd. run (J. Feely kick) (3-41, 0:22)	13	36
CARDINALS	4	2:42	D. Dockett fumble recovery in end zone (J. Feely kick)	13	43

FINAL INDIVIDUAL STATISTICS

Denver Broncos

RUSHING	ATT	YDS	AVG	LG	TD
K. Moreno	19	81	4.3	12	1
L. Ball	8	38	4.8	19	0
E. Royal	2	8	4.0	18	0
K. Orton	2	5	2.5	5	0
TOTAL	**31**	**132**	**4.3**	**19**	**1**

PASSING	ATT	CMP	YDS	TKD/YD	TD	LG	IN	Rtg.
K. Orton	41	19	166	1/10	0	20	3	27.1
TOTAL	**41**	**19**	**166**	**1/10**	**0**	**20**	**3**	**27.1**

PASS RECEIVING	NO	YDS	AVG	LG	TD
K. Moreno	5	32	6.4	10	0
E. Royal	4	46	11.5	16	0
J. Gaffney	3	48	16.0	20	0
B. Lloyd	3	32	10.7	18	0
E. Decker	1	8	8.0	8	0
D. Graham	1	3	3.0	3	0
C. Buckhalter	1	0	0.0	0	0
L. Ball	1	-3	-3.0	-3	0
TOTAL	**19**	**166**	**8.7**	**20**	**0**

INTERCEPTIONS	NO	YDS	AVG	LG	TD
TOTAL	**0**	**0**	**0.0**	**—**	**0**

PUNTING	NO	YDS	AVG	NET	TB	IN20	LG
B. Colquitt	5	281	56.2	41.8	0	0	60
TOTAL	**5**	**281**	**56.2**	**41.8**	**0**	**0**	**60**

PUNT RETURNS	NO	YDS	AVG	FC	LG	TD
E. Royal	1	10	10.0	2	10	0
[DOWNED]	1	0	0.0	0	—	0
[OUT OF BOUNDS]	1	0	0.0	0	—	0
RETURNS	**1**	**10**	**10.0**	**2**	**10**	**0**

KICKOFF RETURNS	NO	YDS	AVG	FC	LG	TD
E. Decker	7	211	30.1	0	51	0
P. Cox	2	46	23.0	0	30	0
L. Ball	1	15	15.0	0	15	0
RETURNS	**10**	**272**	**27.2**	**0**	**51**	**0**

Denver Broncos FUMBLES	Fum	Lost	Own Rec.	Yds	TD	FF	Opp. Rec.	Yds	TD	Out Bnds
E. Decker	1	1	0	0	0	0	0	0	0	0
E. Royal	1	1	0	0	0	0	0	0	0	0
K. Orton	1	1	0	-1	0	0	0	0	0	0
R. Ayers	0	0	0	0	0	1	0	0	0	0
L. Ball	0	0	0	0	0	1	0	0	0	0
D. Williams	0	0	0	0	0	0	1	0	0	0
TOTAL	**3**	**3**	**0**	**-1**	**0**	**2**	**1**	**0**	**0**	**0**

Arizona Cardinals

RUSHING	ATT	YDS	AVG	LG	TD
T. Hightower	18	148	8.2	41	2
S. Breaston	1	17	17.0	17	0
C. Wells	6	16	2.7	6	0
L. Stephens-Howling	4	13	3.3	8	0
J. Skelton	3	9	3.0	9	0
J. Feely	1	5	5.0	5	1
E. Doucet	1	3	3.0	3	0
TOTAL	**34**	**211**	**6.2**	**41**	**3**

PASSING	ATT	CMP	YDS	TKD/YD	TD	LG	IN	Rtg.
J. Skelton	37	15	146	0/0	0	25	0	52.3
S. Breaston	1	0	0	0/0	0	0	0	39.6
TOTAL	**38**	**15**	**146**	**0/0**	**0**	**25**	**0**	**51.0**

PASS RECEIVING	NO	YDS	AVG	LG	TD
L. Fitzgerald	6	72	12.0	25	0
E. Doucet	2	24	12.0	13	0
S. Breaston	2	18	9.0	16	0
L. Stephens-Howling	2	11	5.5	6	0
S. Spach	1	9	9.0	9	0
J. Wright	1	7	7.0	7	0
A. Roberts	1	5	5.0	5	0
TOTAL	**15**	**146**	**9.7**	**25**	**0**

INTERCEPTIONS	NO	YDS	AVG	LG	TD
D. Washington	1	39	39.0	39	0
M. Adams	1	36	36.0	36	0
K. Rhodes	1	33	33.0	33	0
TOTAL	**3**	**108**	**36.0**	**39**	**0**

PUNTING	NO	YDS	AVG	NET	TB	IN20	LG
B. Graham	5	188	37.6	35.6	0	3	46
TOTAL	**5**	**188**	**37.6**	**35.6**	**0**	**3**	**46**

PUNT RETURNS	NO	YDS	AVG	FC	LG	TD
A. Roberts	5	72	14.4	0	25	0
RETURNS	**5**	**72**	**14.4**	**0**	**25**	**0**

KICKOFF RETURNS	NO	YDS	AVG	FC	LG	TD
L. Stephens-Howling	3	81	27.0	0	33	0
RETURNS	**3**	**81**	**27.0**	**0**	**33**	**0**

Arizona Cardinals FUMBLES	Fum	Lost	Own Rec.	Yds	TD	FF	Opp. Rec.	Yds	TD	Out Bnds
L. Sendlein	2	0	1	-3	0	0	0	0	0	0
T. Hightower	1	1	0	0	0	0	0	0	0	0
D. Washington	1	0	0	0	0	0	0	0	0	0
D. Dockett	0	0	1	0	1	0	0	0	0	0
J. Skelton	0	0	1	0	0	0	0	0	0	0
R. Johnson	0	0	0	0	0	1	0	0	0	0
C. Campbell	0	0	0	0	0	0	1	0	0	0
K. Rhodes	0	0	0	0	0	0	1	0	0	0
O. Schofield	0	0	0	0	0	0	1	0	0	0
TOTAL	**4**	**1**	**3**	**-3**	**1**	**1**	**3**	**0**	**0**	**0**

FINAL TEAM STATISTICS

	BRONCOS	CARDINALS
TOTAL FIRST DOWNS	20	21
By Rushing	6	9
By Passing	10	8
By Penalty	4	4
THIRD DOWN EFFICIENCY	3-15-20%	4-16-25%
FOURTH DOWN EFFICIENCY	0-1-0%	1-1-100%
TOTAL NET YARDS	288	357
Total Offensive Plays (inc. times thrown passing)	73	72
Average gain per offensive play	3.9	5.0
NET YARDS RUSHING	132	211
Total Rushing Plays	31	34
Average gain per rushing play	4.3	6.2
Tackles for a loss-number and yards	1-2	3-8
NET YARDS PASSING	156	146
Times thrown - yards lost attempting to pass	1-10	0-0
Gross yards passing	166	146
PASS ATTEMPTS-COMPLETIONS-HAD INTERCEPTED	41-19-3	38-15-0
Avg gain per pass play (inc.# thrown passing)	3.7	3.8
KICKOFFS Number-In End Zone-Touchbacks	4-2-0	10-1-0
PUNTS Number and Average	5-56.2	5-37.6
Had Blocked	0	0
FGs - PATs Had Blocked	0-0	0-0
Net Punting Average	41.8	35.6
TOTAL RETURN YARDAGE (Not Including Kickoffs)	10	180
No. and Yards Punt Returns	1-10	5-72
No. and Yards Kickoff Returns	10-272	3-81
No. and Yards Interception Returns	0-0	3-108
PENALTIES Number and Yards	8-66	7-62
FUMBLES Number and Lost	3-3	4-1
TOUCHDOWNS	1	4
Rushing	1	3
Passing	0	0
Interceptions	0	1
EXTRA POINTS Made-Attempts	1-1	4-4
Kicking Made-Attempts	1-1	4-4
FIELD GOALS Made-Attempts	2-3	5-6
RED ZONE EFFICIENCY	1-3-33%	2-5-40%
GOAL TO GO EFFICIENCY	1-1-100%	0-1-0%
SAFETIES	0	0
FINAL SCORE	13	43
TIME OF POSSESSION	29:39	30:21

BRONCOS DEFENSIVE STATISTICS

(Press Box Totals)

PLAYER	UT	A	TT	S-YDS	I-YDS	PD	FF	FR
D. Williams	6	2	8	0-0	0-0	1	0	1
D. Bruton	5	1	6	0-0	0-0	0	0	0
K. Vickerson	5	0	5	0-0	0-0	0	0	0
R. Ayers	4	0	4	0-0	0-0	0	1	0
R. Hill	4	0	4	0-0	0-0	1	0	0
M. Thomas	3	0	3	0-0	0-0	0	0	0
M. Haggan	3	0	3	0-0	0-0	0	0	0
P. Cox	3	0	3	0-0	0-0	2	0	0
C. Bailey	3	0	3	0-0	0-0	2	0	1
S. Thompson	3	0	3	0-0	0-0	1	0	0
J. Hunter	2	1	3	0-0	0-0	0	0	0
J. Williams	2	0	2	0-0	0-0	0	0	0
J. Bannan	1	1	2	0-0	0-0	0	0	0
A. Goodman	1	0	1	0-0	0-0	2	0	0
W. Woodyard	1	0	1	0-0	0-0	0	0	0
R. Fields	0	1	1	0-0	0-0	0	0	0
TEAM TOTALS	**46**	**6**	**52**	**0-0**	**0-0**	**9**	**1**	**1**

14 Oakland 39, Denver 23

Sunday, Dec. 19, 2010 • 1:15 p.m. PST • Oakland-Alemeda County Coliseum • Oakland, Calif.

WEATHER: Cloudy/Rainy, 55º • **TIME:** 3:15 • **ATTENDANCE:** 44,246

Rookie quarterback Tim Tebow made his NFL starting debut, completing 8-of-16 passes (50.0%) for 138 yards and one touchdown and ran eight times for 78 yards (9.8 avg.) with one touchdown as the Denver Broncos fell to the Oakland Raiders, 39-23, at the Oakland-Alemeda County Coliseum.

In front of 44,246 Raiders fans, Tebow led the Broncos on five scoring drives that yielded two touchdowns and three field goals from kicker Steven Hauschka.

Oakland opened the scoring on its first play from scrimmage when wide receiver Jacoby Ford outran the Denver defense on a reverse for a 71-yard score.

After Broncos defensive lineman Kevin Vickerson intercepted a Jason Campbell pass at the line of scrimmage, the Denver offense gained possession on the Raiders' 26-yard line.

A penalty and a sack backed the Broncos into a third-and-24 situation before Tebow took the ball on a quarterback draw and outraced the Raiders' defenders 40-yards for the game-tying score.

With the score knotted at 7-7, the Broncos' defense stepped up again and forced another turnover deep in Raiders territory. Linebacker Jason Hunter stripped Oakland running back Darren McFadden and recovered the fumble himself, giving Denver possession at the Oakland 32-yard line.

Tebow took advantage of the excellent field possession again, this time through the air, as he found wide receiver Brandon Lloyd for a 33-yard pass that was corralled from the corner of the end zone to give the Broncos a 14-7 lead.

Oakland answered the Denver score and put together an 8-play, 69-yard scoring drive that culminated in a 1-yard touchdown run by running back Michael Bush to even the game up once again, 14-14.

The two teams traded field goals in the second quarter, entering the intermission with the score tied 17-17.

Oakland kicker Sebastian Janikowski connected on a 35-yard field goal to give the Raiders a three-point advantage in the third quarter. Denver matched the tally on its ensuing possession, when Hauschka knocked in a 35-yard attempt to once again tie the score.

With the score even at 20-20, Oakland took control, adding another field goal from Janikowski and then adding another long touchdown when Campbell found fullback Marcel Reece out of the backfield for a 73-yard score.

Hauschka booted his third field goal of the day for the Broncos, but Oakland then went on to score on a safety and another touchdown in the final 10 minutes to make the final score 39-23.

Tebow's 100.5 rating against the Raiders marked the highest in team history for a rookie making his starting debut. His 78 yards on the ground also represented the second-most rushing yards by a quarterback in club annals.

OFFICIALS:

Referee — Scott Green (19); **Umpire** — Bruce Stritesky (102); **Head Linesman** — Tom Stabile (24); **Line Judge** — Tom Barnes (55); **Side Judge** — Larry Rose (128); **Field Judge** — Dyrol Prioleau (109); **Back Judge** — Scott Helverson (93); **Replay** — C. Madesn/G. Cunningham.

DENVER BRONCOS

OFFENSE			DEFENSE		
WR	19	E. Royal	DE	99	K. Vickerson
LT	78	R. Clady	NT	76	J. Williams
LG	68	Z. Beadles	DE	97	J. Bannan
C	50	J. Walton	OLB	52	J. Hunter
RG	73	C. Kuper	ILB	55	D. Williams
RT	74	R. Harris	ILB	57	M. Haggan
TE	89	D. Graham	OLB	56	R. Ayers
TE	81	R. Quinn	LCB	24	C. Bailey
QB	15	T. Tebow	RCB	21	A. Goodman
FB	46	S. Larsen	S	23	R. Hill
RB	27	K. Moreno	S	31	D. McBath

BRONCOS SUBSTITUTIONS: K 3 S. Hauschka, P 4 B. Colquitt, WR 10 J. Gaffney, WR 17 B. Davis, CB 22 S. Thompson, RB 28 C. Buckhalter, S 30 D. Bruton, CB 32 P. Cox, CB 33 N. Jones, RB 35 L. Ball, LB 54 L. Robinson, LB 58 K. Alexander, LB 59 W. Woodyard, LS 66 L. Paxton, OL 71 R. Hochstein, OL 75 C. Clark, DL 79 M. Thomas, WR 84 B. Lloyd, TE 85 D. Coats, WR 87 E. Decker, DL 91 R. Fields, DL 98 R. McBean. **DID NOT PLAY:** QB 9 B. Quinn. **INACTIVE:** K 5 M. Prater, QB 8 K. Orton, S 20 B. Dawkins, RB 26 L. Maroney, CB 41 C. Vaughn, OL 69 E. Olsen, WR 88 D. Thomas, LB 90 D. Veikune.

OAKLAND RAIDERS

OFFENSE			DEFENSE		
WR	85	D. Heyward-Bey	DE	99	L. Houston
LT	68	J. Veldheer	DT	92	R. Seymour
LG	76	R. Gallery	DT	93	T. Kelly
C	64	S. Satele	DE	77	M. Shaughnessy
RG	66	C. Carlisle	OLB	52	Q. Groves
RT	70	L. Walker	MLB	55	R. McClain
TE	80	Z. Miller	OLB	96	K. Wimbley
TE	69	K. Barnes	CB	26	S. Routt
WR	12	J. Ford	CB	21	N. Asomugha
QB	8	J. Campbell	FS	24	M. Huff
RB	20	D. McFadden	SS	33	T. Branch

RAIDERS SUBSTITUTIONS: QB 7 K. Boller, P 9 S. Lechler, K 11 S. Janikowski, WR 18 L. Murphy, RB 25 R. Cartwright, S 27 S. Brown, RB 29 M. Bush, S 31 H. Eugene, S 34 M. Mitchell, CB 37 C. Johnson, FB 45 M. Reece, LB 50 T. Goethel, LB 53 T. Howard, LB 54 S. Williams, LB 57 R. Brown, LS/LB 59 J. Condo, T 75 M. Henderson, DT 79 J. Henderson, WR 81 C. Schilens, TE 83 B. Myers, WR 89 N. Miller, DT 90 D. Bryant, DE 94 J. Moss. **INACTIVE:** QB 13 J. O'Sullivan, WR 15 J. Higgins, CB 22 W. McFadden, CB 23 J. Ware, RB 32 M. Bennett, LB 58 B. Davis, G 60 D. Loper, G 74 B. Campbell.

		1	2	3	4	OT	TOTAL
VISITOR	Denver Broncos	14	3	3	3	—	23
HOME	Oakland Raiders	14	3	6	16	—	39

FIELD GOALS (made ( ) missed)
S. Hauschka (46) (35) (45)
S. Janikowski (49) (35) (47)

Team	Qtr	Clock Time	PLAY DESCRIPTION (Extra Point) (Drive Info)	SCORE Visitor	SCORE Home
RAIDERS	1	13:14	J. Ford 71 yd. run (S. Janikowski kick) (1-71, 0:12)	0	7
BRONCOS	1	9:40	T. Tebow 40 yd. run (S. Hauschka kick) (3-26, 1:56)	7	7
BRONCOS	1	7:38	B. Lloyd 33 yd. pass from T. Tebow (S. Hauschka kick) (2-32, 0:44)	14	7
RAIDERS	1	3:20	M. Bush 1 yd. run (S. Janikowski kick) (8-69, 4:18)	14	14
BRONCOS	2	14:09	S. Hauschka 46 yd. Field Goal (8-42, 4:11)	17	14
RAIDERS	2	1:02	S. Janikowski 49 yd. Field Goal (5-23, 1:21)	17	17
RAIDERS	3	7:27	S. Janikowski 35 yd. Field Goal (4-6, 1:30)	17	20
BRONCOS	3	5:03	S. Hauschka 35 yd. Field Goal (6-47, 2:24)	20	20
RAIDERS	3	1:29	S. Janikowski 47 yd. Field Goal (6-37, 3:34)	20	23
RAIDERS	4	14:32	M. Reece 73 yd. pass from J. Campbell (S. Janikowski kick) (1-73, 0:12)	20	30
BRONCOS	4	10:04	S. Hauschka 45 yd. Field Goal (9-49, 4:28)	23	30
RAIDERS	4	7:37	C. Buckhalter tackled in end zone by Q. Groves for a Safety	23	32
RAIDERS	4	3:37	M. Bush 1 yd. run (S. Janikowski kick) (8-47, 4:00)	23	39

FINAL INDIVIDUAL STATISTICS

Denver Broncos

RUSHING	ATT	YDS	AVG	LG	TD
T. Tebow	8	78	9.8	40	1
L. Ball	15	20	1.3	8	0
K. Moreno	4	5	1.3	6	0
C. Buckhalter	6	3	0.5	6	0
TOTAL	**33**	**106**	**3.2**	**40**	**1**

PASSING	ATT	CMP	YDS	SKD/YD	TD	LG	IN	Rtg.
T. Tebow	16	8	138	2/9	1	33	0	100.5
TOTAL	**16**	**8**	**138**	**2/9**	**1**	**33**	**0**	**100.5**

PASS RECEIVING	NO	YDS	AVG	LG	TD
B. Lloyd	4	79	19.8	33	1
J. Gaffney	1	32	32.0	32	0
C. Buckhalter	1	17	17.0	17	0
R. Quinn	1	9	9.0	9	0
K. Moreno	1	1	1.0	1	0
TOTAL	**8**	**138**	**17.3**	**33**	**1**

INTERCEPTIONS	NO	YDS	AVG	LG	TD
R. Hill	1	36	36.0	36	0
K. Vickerson	1	4	4.0	4	0
TOTAL	**2**	**40**	**20.0**	**36**	**0**

PUNTING	NO	YDS	AVG	NET	TB	IN20	LG
B. Colquitt	7	307	43.9	34.3	1	1	56
TOTAL	**7**	**307**	**43.9**	**34.3**	**1**	**1**	**56**

PUNT RETURNS	NO	YDS	AVG	FC	LG	TD
S. Thompson	2	8	4.0	0	8	0
[DOWNED]	1	0	0.0	0	—	0
[OUT OF BOUNDS]	1	0	0.0	0	—	0
RETURNS	**2**	**8**	**4.0**	**0**	**8**	**0**

KICKOFF RETURNS	NO	YDS	AVG	FC	LG	TD
E. Decker	7	153	21.9	0	26	0
L. Ball	1	18	18.0	0	18	0
RETURNS	**8**	**171**	**21.4**	**0**	**26**	**0**

Denver Broncos FUMBLES	Fum	Lost	Own Rec.	Yds	TD	FF	Opp. Rec.	Yds	TD	Out Bnds
E. Decker	1	0	0	0	0	0	0	0	0	0
S. Thompson	1	1	0	0	0	0	0	0	0	0
L. Robinson	0	0	1	0	0	0	0	0	0	0
J. Hunter	0	0	0	0	0	1	1	0	0	0
TOTAL	**2**	**1**	**1**	**0**	**0**	**1**	**1**	**0**	**0**	**0**

Oakland Raiders

RUSHING	ATT	YDS	AVG	LG	TD
D. McFadden	20	119	6.0	36	0
J. Ford	1	71	71.0	71	1
J. Campbell	5	41	8.2	24	0
M. Bush	12	24	2.0	7	2
M. Reece	3	9	3.0	4	0
TOTAL	**41**	**264**	**6.4**	**71**	**3**

PASSING	ATT	CMP	YDS	YD	TD	LG	IN	Rtg.
J. Campbell	26	15	238	0/0	1	73	2	69.1
TOTAL	**26**	**15**	**238**	**0/0**	**1**	**73**	**2**	**69.1**

PASS RECEIVING	NO	YDS	AVG	LG	TD
Z. Miller	4	39	9.8	27	0
D. McFadden	4	39	9.8	21	0
J. Ford	3	47	15.7	25	0
M. Reece	2	79	39.5	73	1
D. Heyward-Bey	1	20	20.0	20	0
L. Murphy	1	14	14.0	14	0
TOTAL	**15**	**238**	**15.9**	**73**	**1**

INTERCEPTIONS	NO	YDS	AVG	LG	TD
TOTAL	**0**	**0**	**0.0**	**—**	**0**

PUNTING	NO	YDS	AVG	NET	TB	IN20	LG
S. Lechler	3	115	38.3	35.7	0	2	44
S. Janikowski	1	33	33.0	33.0	0	0	33
TOTAL	**4**	**148**	**37.0**	**35.0**	**0**	**2**	**44**

PUNT RETURNS	NO	YDS	AVG	FC	LG	TD
N. Miller	5	47	9.4	0	22	0
[DOWNED]	1	0	0.0	0	—	0
[TOUCHBACK]	1	0	0.0	0	—	0
RETURNS	**5**	**47**	**9.4**	**0**	**22**	**0**

KICKOFF RETURNS	NO	YDS	AVG	FC	LG	TD
J. Ford	5	102	20.4	0	26	0
N. Miller	1	27	27.0	0	27	0
R. Cartwright	1	9	9.0	0	9	0
RETURNS	**7**	**138**	**19.7**	**0**	**27**	**0**

Oakland Raiders FUMBLES	Fum	Lost	Own Rec.	Yds	TD	FF	Opp. Rec.	Yds	TD	Out Bnds
D. McFadden	1	1	0	0	0	0	0	0	0	0
H. Eugene	0	0	0	0	0	1	1	0	0	0
TOTAL	**1**	**1**	**0**	**0**	**0**	**1**	**1**	**0**	**0**	**0**

FINAL TEAM STATISTICS

	BRONCOS	RAIDERS
TOTAL FIRST DOWNS	9	20
By Rushing	3	11
By Passing	5	8
By Penalty	1	1
THIRD DOWN EFFICIENCY	2-12-17%	2-11-18%
FOURTH DOWN EFFICIENCY	0-0-0%	1-1-100%
TOTAL NET YARDS	235	502
Total Offensive Plays (inc. times thrown passing)	51	67
Average gain per offensive play	4.6	7.5
NET YARDS RUSHING	106	264
Total Rushing Plays	33	41
Average gain per rushing play	3.2	6.4
Tackles for a loss-number and yards	10-17	2-9
NET YARDS PASSING	129	238
Times thrown - yards lost attempting to pass	2-9	0-0
Gross yards passing	138	238
PASS ATTEMPTS-COMPLETIONS-HAD INTERCEPTED	16-8-0	26-15-2
Avg gain per pass play (inc.# thrown passing)	7.2	9.2
KICKOFFS Number-In End Zone-Touchbacks	7-1-0	8-0-0
PUNTS Number and Average	7-43.9	4-37.0
Had Blocked	0	0

	BRONCOS	RAIDERS
FGs - PATs Had Blocked	0-0	0-0
Net Punting Average	34.3	35.0
TOTAL RETURN YARDAGE (Not Including Kickoffs)	48	47
No. and Yards Punt Returns	2-8	5-47
No. and Yards Kickoff Returns	8-171	7-138
No. and Yards Interception Returns	2-40	0-0
PENALTIES Number and Yards	10-93	9-84
FUMBLES Number and Lost	2-1	1-1
TOUCHDOWNS	2	4
Rushing	1	3
Passing	1	1
EXTRA POINTS Made-Attempts	2-2	4-4
Kicking Made-Attempts	2-2	4-4
FIELD GOALS Made-Attempts	3-3	3-3
RED ZONE EFFICIENCY	0-1-0%	2-3-67%
GOAL TO GO EFFICIENCY	0-0-0%	2-2-100%
SAFETIES	0	1
FINAL SCORE	23	39
TIME OF POSSESSION	26:03	33:57

BRONCOS DEFENSIVE STATISTICS

(Press Box Totals)

PLAYER	UT	A	TT	S-YDS	I-YDS	PD	FF	FR
D. Williams	7	1	8	0-0	0-0	2	0	0
M. Haggan	6	1	7	0-0	0-0	0	0	0
D. McBath	5	0	5	0-0	0-0	0	0	0
R. Ayers	5	0	5	0-0	0-0	0	0	0
J. Hunter	4	0	4	0-0	0-0	0	1	1
A. Goodman	3	0	3	0-0	0-0	1	0	0
J. Bannan	3	0	3	0-0	0-0	0	0	0
R. Hill	2	1	3	0-0	1-36	1	0	0
J. Williams	2	1	3	0-0	0-0	0	0	0
R. Fields	1	2	3	0-0	0-0	0	0	0

PLAYER	UT	A	TT	S-YDS	I-YDS	PD	FF	FR
D. Bruton	2	0	2	0-0	0-0	0	0	0
C. Bailey	2	0	2	0-0	0-0	0	0	0
M. Thomas	2	0	2	0-0	0-0	0	0	0
K. Vickerson	1	0	1	0-0	1-4	1	0	0
W. Woodyard	1	0	1	0-0	0-0	0	0	0
TEAM	1	0	1	0-0	0-0	0	0	0
S. Thompson	1	0	1	0-0	0-0	0	0	0
N. Jones	0	1	1	0-0	0-0	0	0	0
TEAM TOTALS	**48**	**7**	**55**	**0-0**	**2-40**	**5**	**1**	**1**

15 Denver 24, Houston 23

Sunday, Dec. 26, 2010 • 2:06 p.m. MST • INVESCO Field at Mile High • Denver

WEATHER: Partly Cloudy, 50º, Wind NE 7 mph • **TIME:** 2:53 • **ATTENDANCE:** 73,691

The Denver Broncos used a strong second-half surge to overcome a 17-point halftime deficit and topple the Houston Texans 24-23 in front of 73,691 fans at INVESCO Field at Mile High. The 17-point comeback tied the largest halftime margin overcome for a win in franchise history.

The electric crowd looked on as Denver quarterback Tim Tebow led the squad on a furious comeback effort in the second half, outscoring the Texans 24-6 in the final two quarters to give Denver the win and Tebow's first victory as a starting NFL quarterback.

The Broncos began the second half with a four-play, 80-yard drive that was sparked by wide receiver Jabar Gaffney's 50-yard reception on the second play from scrimmage after the intermission. With the ball at the Texans' 15-yard line, running back Correll Buckhalter carried consecutive times, resulting in a 6-yard touchdown run to cut the Texans' lead to 17-7.

After the teams traded field goals to put the score at 20-10, Houston kicker Neil Rackers converted his longest field goal of the season from 57 yards out, to give the Texans a 23-10 lead with 2:38 to go in the third quarter.

Tebow led the Broncos on a clock-draining 74-yard drive that culminated with a 23-yard scoring pass from Tebow to Buckhalter for Buckhalter's second touchdown of the day. The drive took 6:39, which was the longest touchdown drive of the season for Denver.

After the defense came up with a stop, the Broncos got the ball back with 7:42 remaining in the game. Led by its rookie quarterback, Denver marched methodically down the field. After a pass interference penalty was called on a Houston defender in the back corner of the end zone on 3rd-and-4, Tebow scrambled for the go-ahead 6-yard touchdown run.

Leading 24-23, it was up to the defense to preserve the victory. Houston got the ball back with 3:11 remaining and reached Denver territory with under two minutes to play.

Facing a 2nd-and-9 at the Denver 39-yard line, Schaub looked for tight end Owen Daniels across the middle, but Denver defensive lineman Justin Bannan tipped the ball at the line of scrimmage and rookie cornerback Syd'Quan Thompson plucked the ball out of the air for the game-sealing interception.

Tebow led the team with 308 passing yards to give him the third-most yards in a game by a Broncos rookie quarterback and the most since John Elway threw for 345 against Baltimore in 1983.

The record performance by Tebow helped the team snap a five-game losing streak and improve to 2-1 all time against the Texans.

OFFICIALS:

Referee — Ron Winter (14); **Umpire** — Tony Michalek (115); **Head Linesman** — Julian Mapp (52); **Line Judge** — Tom Stephan (68); **Side Judge** — Tom Hill (97); **Field Judge** — Jim Howey (37); **Back Judge** — Richard Reels (83); **Replay** — Ken Baker.

DENVER BRONCOS

OFFENSE			DEFENSE		
WR	84	B. Lloyd	DE	99	K. Vickerson
LT	78	R. Clady	NT	76	J. Williams
LG	68	Z. Beadles	DE	97	J. Bannan
C	50	J. Walton	OLB	57	M. Haggan
RG	73	C. Kuper	ILB	59	W. Woodyard
RT	74	R. Harris	ILB	55	D. Williams
TE	89	D. Graham	OLB	56	R. Ayers
WR	19	E. Royal	LCB	24	C. Bailey
WR	10	J. Gaffney	RCB	21	A. Goodman
QB	15	T. Tebow	S	23	R. Hill
RB	27	K. Moreno	S	20	B. Dawkins

BRONCOS SUBSTITUTIONS: K 3 S. Hauschka, P 4 B. Colquitt, WR 17 B. Davis, CB 22 S. Thompson, RB 28 C. Buckhalter, S 30 D. Bruton, CB 32 P. Cox, CB 33 N. Jones, RB 35 L. Ball, CB 41 C. Vaughn, LB 52 J. Hunter, LB 54 L. Robinson, LS 66 L. Paxton, OL 71 R. Hochstein, OL 75 C. Clark, DL 79 M. Thomas, TE 81 R. Quinn, TE 85 D. Coats, WR 87 E. Decker, LB 90 D. Veikune, DL 91 R. Fields, DL 98 R. McBean. **DID NOT PLAY:** QB 9 B. Quinn. **INACTIVE:** 3QB 8 K. Orton, RB 26 L. Maroney, CB 29 C. Jackson, S 31 D. McBath, OL 63 J. Byers, OL 64 S. Daniels, OL 69 E. Olsen, WR 88 D. Thomas.

HOUSTON TEXANS

OFFENSE			DEFENSE		
WR	12	J. Jones	LDE	94	A. Smith
LT	76	D. Brown	NT	95	S. Cody
LG	74	W. Smith	DT	91	A. Okoye
C	55	C. Myers	RDE	96	M. Anderson
RG	62	A. Caldwell	SLB	56	B. Cushing
RT	73	E. Winston	MLB	51	D. Sharpton
TE	81	O. Daniels	WLB	54	Z. Diles
WR	83	K. Walter	LCB	29	G. Quin
QB	8	M. Schaub	RCB	25	K. Jackson
TE	85	J. Dreessen	SS	31	B. Pollard
HB	23	A. Foster	FS	33	T. Nolan

TEXANS SUBSTITUTIONS: P 1 M. Turk, K 4 N. Rackers, WR 14 D. Townsel, WR 19 D. Dickerson, RB 20 S. Slaton, CB 22 S. McManis, CB 28 A. Molden, CB 30 J. Allen, RB 32 D. Ward, SS 39 Q. Demps, FB 44 V. Leach, LS 46 J. Weeks, LB 52 X. Adibi, LB 53 S. Keglar, LB 57 K. Bentley, G 64 K. Studdard, T 78 R. Butler, TE 86 J. Casey, DT 92 E. Mitchell, DT 97 D. Lewis, DE 99 T. Jamison. **DID NOT PLAY:** QB 7 D. Orlovsky, FS 26 E. Wilson. **INACTIVE:** 3QB 9 M. Leinart, CB 21 B. McCain, DT 69 D. Pressley, G 71 S. Smith, DE 77 J. Green, WR 80 A. Johnson, TE 87 A. Hill, TE 88 G. Graham.

		1	2	3	4	OT	TOTAL
VISITOR	Houston Texans	7	10	6	0	—	23
HOME	Denver Broncos	0	0	10	14	—	24

FIELD GOALS (made ( ) missed)
N. Rackers (34) (54) (57)
S. Hauschka (27)

Team	Qtr	Clock Time	PLAY DESCRIPTION (Extra Point) (Drive Info)	SCORE Visitor	SCORE Home
TEXANS	1	2:41	A. Foster 3 yd. run (N. Rackers kick) (6-91, 3:11)	7	0
TEXANS	2	11:43	O. Daniels 3 yd. pass from M. Schaub (N. Rackers kick) (6-86, 3:42)	14	0
TEXANS	2	0:22	N. Rackers 34 yd. Field Goal (8-37, 3:42)	17	0
BRONCOS	3	12:58	C. Buckhalter 6 yd. run (S. Hauschka kick) (4-80, 2:02)	17	7
TEXANS	3	10:14	N. Rackers 54 yd. Field Goal (7-44, 2:44)	20	7
BRONCOS	3	7:06	S. Hauschka 27 yd. Field Goal (7-71, 3:08)	20	10
TEXANS	3	2:34	N. Rackers 57 yd. Field Goal (8-42, 4:32)	23	10
BRONCOS	4	10:55	C. Buckhalter 23 yd. pass from T. Tebow (S. Hauschka kick) (12-74, 6:39)	23	17
BRONCOS	4	3:02	T. Tebow 6 yd. run (S. Hauschka kick) (12-76, 4:40)	23	24

FINAL INDIVIDUAL STATISTICS

Houston Texans

RUSHING	ATT	YDS	AVG	LG	TD
A. Foster	19	91	4.8	34	1
D. Ward	1	3	3.0	3	0
M. Schaub	1	0	0.0	0	0
T. Jones	1	-3	-3.0	-3	0
TOTAL	**22**	**91**	**4.1**	**34**	**1**

PASSING	ATT	CMP	YDS	TKD/ YD	TD	LG	IN	Rtg.
M. Schaub	33	23	310	0/0	1	47	1	96.8
TOTAL	**33**	**23**	**310**	**0/0**	**1**	**47**	**1**	**96.8**

PASS RECEIVING	NO	YDS	AVG	LG	TD
O. Daniels	8	73	9.1	31	1
J. Jones	5	115	23.0	47	0
A. Foster	4	44	11.0	28	0
J. Dreessen	3	33	11.0	15	0
J. Casey	1	21	21.0	21	0
K. Walter	1	14	14.0	14	0
D. Ward	1	10	10.0	10	0
TOTAL	**23**	**310**	**13.5**	**47**	**1**

INTERCEPTIONS	NO	YDS	AVG	LG	TD
J. Allen	1	0	0.0	0	0
TOTAL	**1**	**0**	**0.0**	**0**	**0**

PUNTING	NO	YDS	AVG	NET	TB	IN20	LG
M. Turk	4	170	42.5	37.8	0	1	55
TOTAL	**4**	**170**	**42.5**	**37.8**	**0**	**1**	**55**

PUNT RETURNS	NO	YDS	AVG	FC	LG	TD
J. Jones	2	14	7.0	1	12	0
[TOUCHBACK]	1	0	0.0	0	—	0
RETURNS	**2**	**14**	**7.0**	**1**	**12**	**0**

KICKOFF RETURNS	NO	YDS	AVG	FC	LG	TD
S. Slaton	3	65	21.7	0	22	0
[TOUCHBACK]	2	0	0.0	0	—	0
RETURNS	**3**	**65**	**21.7**	**0**	**22**	**0**

Houston Texans FUMBLES	Fum	Lost	Own Rec.	Yds	TD	FF	Opp. Rec.	Yds	TD	Out Bnds
M. Schaub	1	0	0	-3	0	0	0	0	0	0
D. Ward	0	0	1	0	0	0	0	0	0	0
X. Adibi	0	0	0	0	0	1	0	0	0	0
B. Pollard	0	0	0	0	0	1	0	0	0	0
TOTAL	**1**	**0**	**1**	**-3**	**0**	**2**	**0**	**0**	**0**	**0**

Denver Broncos

RUSHING	ATT	YDS	AVG	LG	TD
C. Buckhalter	11	42	3.8	10	1
L. Ball	5	38	7.6	15	0
T. Tebow	10	27	2.7	11	1
K. Moreno	7	19	2.7	11	0
TOTAL	**33**	**126**	**3.8**	**15**	**2**

PASSING	ATT	CMP	YDS	TKD/ YD	TD	LG	IN	Rtg.
T. Tebow	29	16	308	1/3	1	50	1	89.4
TOTAL	**29**	**16**	**308**	**1/3**	**1**	**50**	**1**	**89.4**

PASS RECEIVING	NO	YDS	AVG	LG	TD
B. Lloyd	5	111	22.2	41	0
J. Gaffney	4	90	22.5	50	0
C. Buckhalter	3	50	16.7	23	1
E. Royal	2	22	11.0	13	0
K. Moreno	1	22	22.0	22	0
L. Ball	1	13	13.0	13	0
TOTAL	**16**	**308**	**19.3**	**50**	**1**

INTERCEPTIONS	NO	YDS	AVG	LG	TD
S. Thompson	1	2	2.0	2	0
TOTAL	**1**	**2**	**2.0**	**2**	**0**

PUNTING	NO	YDS	AVG	NET	TB	IN20	LG
B. Colquitt	4	174	43.5	35.0	1	2	52
TOTAL	**4**	**174**	**43.5**	**35.0**	**1**	**2**	**52**

PUNT RETURNS	NO	YDS	AVG	FC	LG	TD
E. Royal	2	19	9.5	1	19	0
[DOWNED]	1	0	0.0	0	—	0
RETURNS	**2**	**19**	**9.5**	**1**	**19**	**0**

KICKOFF RETURNS	NO	YDS	AVG	FC	LG	TD
E. Decker	1	25	25.0	0	25	0
P. Cox	1	22	22.0	0	22	0
[TOUCHBACK]	4	0	0.0	0	—	0
RETURNS	**2**	**47**	**23.5**	**0**	**25**	**0**

Denver Broncos FUMBLES	Fum	Lost	Own Rec.	Yds	TD	FF	Opp. Rec.	Yds	TD	Out Bnds
L. Ball	1	0	1	0	0	0	0	0	0	0
T. Tebow	1	0	1	-1	0	0	0	0	0	0
E. Decker	1	0	0	0	0	0	0	0	0	0
J. Gaffney	1	0	0	0	0	0	0	0	0	0
D. Bruton	0	0	1	0	0	0	0	0	0	0
R. Harris	0	0	1	0	0	0	0	0	0	0
TOTAL	**4**	**0**	**4**	**-1**	**0**	**0**	**0**	**0**	**0**	**0**

FINAL TEAM STATISTICS

	TEXANS	BRONCOS
TOTAL FIRST DOWNS	21	25
By Rushing	5	10
By Passing	15	13
By Penalty	1	2
THIRD DOWN EFFICIENCY	1-8-13%	5-11-45%
FOURTH DOWN EFFICIENCY	0-0-0%	0-0-0%
TOTAL NET YARDS	401	431
Total Offensive Plays (inc. times thrown passing)	55	63
Average gain per offensive play	7.3	6.8
NET YARDS RUSHING	91	126
Total Rushing Plays	22	33
Average gain per rushing play	4.1	3.8
Tackles for a loss-number and yards	4-7	1-4
NET YARDS PASSING	310	305
Times thrown - yards lost attempting to pass	0-0	1-3
Gross yards passing	310	308
PASS ATTEMPTS-COMPLETIONS-HAD INTERCEPTED	33-23-1	29-16-1
Avg gain per pass play (inc.# thrown passing)	9.4	10.2
KICKOFFS Number-In End Zone-Touchbacks	6-5-4	5-5-2
PUNTS Number and Average	4-42.5	4-43.5
Had Blocked	0	0

	TEXANS	BRONCOS
FGs - PATs Had Blocked	0-0	0-0
Net Punting Average	37.8	35.0
TOTAL RETURN YARDAGE (Not Including Kickoffs)	14	21
No. and Yards Punt Returns	2-14	2-19
No. and Yards Kickoff Returns	3-65	2-47
No. and Yards Interception Returns	1-0	1-2
PENALTIES Number and Yards	3-24	4-27
FUMBLES Number and Lost	1-0	4-0
TOUCHDOWNS	2	3
Rushing	1	2
Passing	1	1
EXTRA POINTS Made-Attempts	2-2	3-3
Kicking Made-Attempts	2-2	3-3
FIELD GOALS Made-Attempts	3-3	1-1
RED ZONE EFFICIENCY	2-3-67%	3-5-60%
GOAL TO GO EFFICIENCY	2-2-100%	1-1-100%
SAFETIES	0	0
FINAL SCORE	23	24
TIME OF POSSESSION	28:10	31:50

BRONCOS DEFENSIVE STATISTICS

(Press Box Totals)

PLAYER	UT	A	TT	S-YDS	I-YDS	PD	FF	FR
B. Dawkins	8	1	9	0-0	0-0	1	0	0
W. Woodyard	8	1	9	0-0	0-0	0	0	0
R. Hill	6	0	6	0-0	0-0	0	0	0
J. Williams	4	0	4	0-0	0-0	1	0	0
A. Goodman	4	0	4	0-0	0-0	1	0	0
D. Williams	4	0	4	0-0	0-0	0	0	0
J. Bannan	2	0	2	0-0	0-0	1	0	0
K. Vickerson	2	0	2	0-0	0-0	0	0	0
P. Cox	2	0	2	0-0	0-0	0	0	0
N. Jones	1	0	1	0-0	0-0	0	0	0
M. Haggan	1	0	1	0-0	0-0	0	0	0
J. Hunter	1	0	1	0-0	0-0	0	0	0
R. Ayers	0	1	1	0-0	0-0	0	0	0
S. Thompson	0	0	0	0-0	1-2	1	0	0
TEAM TOTALS	**43**	**3**	**46**	**0-0**	**1-2**	**5**	**0**	**0**

16 San Diego 33, Denver 28

Sunday, Jan. 2, 2011 • 2:15 p.m. MST • INVESCO Field at Mile High • Denver

WEATHER: Partly Cloudy, 42º, Wind NE 4 mph • **TIME:** 3:14 • **ATTENDANCE:** 74,155

Denver Broncos quarterback Tim Tebow threw for two touchdowns and ran for another, while fellow rookie Cassius Vaughn returned a kickoff 97 yards for a score, but the San Diego Chargers held on for a 33-28 win in each team's regular-season finale.

The Broncos struck first on the day after safety Renaldo Hill intercepted San Diego quarterback Philip Rivers and gave the Broncos' offense possession at the Chargers' 40-yard line. From there, Denver scored on the sixth play of the drive when Tebow found wide receiver Brandon Lloyd open on a 4-yard touchdown pass to give the Broncos a 7-0 lead.

San Diego responded with 16 unanswered points in the second quarter, scoring on all four of their possessions in the period (1 TD, 3 FG). Rookie running back Ryan Mathews carried it in from 27-yards out in the first minute of quarter for his first of three touchdowns on the day. Kicker Nate Kaeding then punctuated each of San Diego's next three drives with field goals from 42, 45 and 47 yards to put the halftime margin at 16-7 in the Chargers' favor.

Mathews added his second rushing touchdown of the game from 12 yards out on San Diego's first drive of the second half to increase the Chargers' advantage to 23-7.

Denver began its comeback effort with a 6-yard touchdown pass from Tebow to Eric Decker, marking the first career touchdown for the rookie wide receiver. The Chargers scored on their sixth-consecutive possession when Kaeding converted a 37-yard field goal to give San Diego a 26-14 advantage entering the fourth quarter.

Faced with a fourth-and-1 situation on the Broncos' 31-yard line, the Chargers turned to Mathews who scampered 31 yards to the end zone for his third rushing touchdown of the afternoon and a 33-14 San Diego lead. It did not take long for Denver to answer, as rookie cornerback Cassius Vaughn took the ensuing kickoff 97 yards to the end zone, marking the Broncos first return touchdown of the season.

Trailing 33-21, Denver's defense forced San Diego to punt, and on the ensuing drive, Tebow led the Broncos down the field and capped the possession off with his sixth rushing touchdown of the season.

Denver tight end Richard Quinn recovered the ensuing onside kick with 26 seconds remaining and the Broncos within one score at 33-28; however, the Broncos' quest for a second consecutive come-from-behind effort fell short as San Diego batted down Tebow's final pass attempt in the end zone.

Lloyd became the first player in club history to lead the league in receiving yards, finishing with 1,448 yards after his five catch, 73-yard receiving day for the Broncos.

OFFICIALS:

Referee — Walt Coleman (65); **Umpire** — Roy Ellison (81); **Head Linesman** — Ed Camp (134); **Line Judge** — Michael Spanier (90); **Side Judge** — Rick Patterson (15); **Field Judge** — Greg Gautreaux (80); **Back Judge** — Greg Yette (38); **Replay** — Bill Spyskma.

DENVER BRONCOS

OFFENSE			DEFENSE		
WR	84	B. Lloyd	DE	99	K. Vickerson
LT	78	R. Clady	NT	76	J. Williams
LG	68	Z. Beadles	DE	97	J. Bannan
C	50	J. Walton	OLB	57	M. Haggan
RG	73	C. Kuper	ILB	55	D. Williams
RT	74	R. Harris	ILB	59	W. Woodyard
TE	89	D. Graham	OLB	56	R. Ayers
TE	81	R. Quinn	LCB	32	P. Cox
TE	71	R. Hochstein	RCB	21	A. Goodman
QB	15	T. Tebow	S	23	R. Hill
RB	27	K. Moreno	S	20	B. Dawkins

BRONCOS SUBSTITUTIONS: K 3 S. Hauschka, P 4 B. Colquitt, WR 10 J. Gaffney, WR 17 B. Davis, WR 19 E. Royal, CB 22 S. Thompson, RB 28 C. Buckhalter, S 30 D. Bruton, S 31 D. McBath, CB 33 N. Jones, RB 35 L. Ball, CB 41 C. Vaughn, LB 52 J. Hunter, LS 66 L. Paxton, OL 75 C. Clark, DL 79 M. Thomas, TE 85 D. Coats, WR 87 E. Decker, WR 88 D. Thomas, LB 90 D. Veikune, DL 91 R. Fields, DL 98 R. McBean. **DID NOT PLAY:** QB 9 B. Quinn. **INACTIVE:** 3QB 8 K. Orton, CB 24 C. Bailey, RB 26 L. Maroney, CB 29 C. Jackson, OL 63 J. Byers, OL 64 S. Daniels, OL 69 E. Olsen, DL 94 L. Leonard.

SAN DIEGO CHARGERS

OFFENSE			DEFENSE		
WR	11	L. Naanee	DE	74	J. Cesaire
LT	73	M. McNeill	DT	71	A. Garay
LG	68	K. Dielman	DE	93	L. Castillo
C	61	N. Hardwick	OLB	95	S. Phillips
RG	65	L. Vasquez	ILB	59	B. Siler
RT	66	J. Clary	ILB	99	K. Burnett
TE	81	R. McMichael	OLB	90	A. Applewhite
TE	88	K. Wilson	LCB	23	Q. Jammer
WR	83	V. Jackson	RCB	27	P. Oliver
QB	17	P. Rivers	FS	28	S. Gregory
RB	24	R. Mathews	FS	32	E. Weddle

CHARGERS SUBSTITUTIONS: P 5 M. Scifres, K 10 N. Kaeding, CB 20 A. Cason, CB 30 D. Strickland, CB 33 D. Hughes, RB 34 B. Latsko, SS 36 Q. Teal, RB/KR 43 D. Sproles, RB 44 C. Brinkley, LS 47 M. Windt, LB 49 B. Moore, LB 57 B. Lang, G/T 62 B. Dombrowski, C/G 63 S. Mruczkowski, G/T 69 T. Green, WR 80 M. Floyd, TE 82 K. Sperry, WR 87 K. Washington, WR 89 S. Ajirotutu, DE/DT 91 O. Nwagbuo, DE/DT 92 V. Martin, OLB 98 A. Barnes. **DID NOT PLAY:** QB 7 B. Volek. **INACTIVE:** WR 12 P. Crayton, RB 22 J. Hester, S 25 D. Stuckey, S 31 T. Carter, LB 46 D. Beckwith, OLB 52 L. English, DT 76 C. Thomas, DE/DT 96 T. Johnson.

		1	2	3	4	OT	TOTAL
VISITOR	San Diego Chargers	0	16	10	7	—	33
HOME	Denver Broncos	7	0	7	14	—	28

FIELD GOALS (made ( ) missed)
N. Kaeding (42) (45) (47) (37) 53WR

Team	Qtr	Clock Time	PLAY DESCRIPTION (Extra Point) (Drive Info)	SCORE Visitor	SCORE Home
BRONCOS	1	2:57	B. Lloyd 14 yd. pass from T. Tebow (S. Hauschka kick) (6-40, 2:42)	0	7
CHARGERS	2	13:52	R. Mathews 27 yd. run (N. Kaeding kick) (8-76, 4:05)	7	7
CHARGERS	2	9:59	N. Kaeding 42 yd. Field Goal (7-26, 2:11)	10	7
CHARGERS	2	3:45	N. Kaeding 45 yd. Field Goal (10-56, 5:05)	13	7
CHARGERS	2	0:09	N. Kaeding 47 yd. Field Goal (10-54, 1:33)	16	7
CHARGERS	3	11:10	R. Mathews 12 yd. run (N. Kaeding kick) (5-71, 2:34)	23	7
CHARGERS	3	8:31	N. Kaeding 37 yd. Field Goal (4-0, 0:58)	26	7
BRONCOS	3	3:15	E. Decker 6 yd. pass from T. Tebow (S. Hauschka kick) (11-83, 5:16)	26	14
CHARGERS	4	7:55	R. Mathews 31 yd. run (N. Kaeding kick) (7-52, 4:13)	33	14
BRONCOS	4	7:42	C. Vaughn 97 yd. kickoff return (S. Hauschka kick) (0-0, 0:13)	33	21
BRONCOS	4	0:26	T. Tebow 6 yd. run (S. Hauschka kick) (12-92, 2:23)	33	28

FINAL INDIVIDUAL STATISTICS

San Diego Chargers

RUSHING	ATT	YDS	AVG	LG	TD
R. Mathews	26	120	4.6	31	3
D. Sproles	4	43	10.8	27	0
P. Rivers	1	1	1.0	1	0
TOTAL	31	164	5.3	31	3

PASSING	ATT	CMP	YDS	TKD/YD	TD	LG	IN	Rtg.
P. Rivers	37	21	313	5/30	0	41	1	73.4
TOTAL	37	21	313	5/30	0	41	1	73.4

PASS RECEIVING	NO	YDS	AVG	LG	TD
L. Naanee	4	79	19.8	26	0
V. Jackson	3	53	17.7	26	0
R. Mathews	3	19	6.3	16	0
M. Floyd	2	57	28.5	41	0
D. Sproles	2	26	13.0	15	0
R. McMichael	2	22	11.0	17	0
K. Washington	2	20	10.0	16	0
S. Ajirotutu	1	17	17.0	17	0
K. Sperry	1	17	17.0	17	0
K. Wilson	1	3	3.0	3	0
TOTAL	21	313	14.9	41	0

INTERCEPTIONS	NO	YDS	AVG	LG	TD
E. Weddle	1	23	23.0	23	0
Q. Jammer	1	5	5.0	5	0
TOTAL	2	28	14.0	23	0

PUNTING	NO	YDS	AVG	NET	TB	IN20	LG
M. Scifres	4	180	45.0	35.0	2	1	59
TOTAL	4	180	45.0	35.0	2	1	59

PUNT RETURNS	NO	YDS	AVG	FC	LG	TD
A. Cason	3	95	31.7	0	62	0
[DOWNED]	1	0	0.0	0	—	0
[TOUCHBACK]	1	0	0.0	0	—	0
RETURNS	3	95	31.7	0	62	0

KICKOFF RETURNS	NO	YDS	AVG	FC	LG	TD
D. Sproles	3	93	31.0	0	41	0
C. Brinkley	1	29	29.0	0	29	0
RETURNS	4	122	30.5	0	41	0

San Diego Chargers FUMBLES	Fum	Lost	Own Rec.	Yds	TD	FF	Opp. Rec.	Yds	TD	Out Bnds
R. Mathews	2	0	1	0	0	0	0	0	0	0
M. Scifres	1	0	1	0	0	0	0	0	0	0
K. Dielman	0	0	1	0	0	0	0	0	0	0
TOTAL	3	0	3	0	0	0	0	0	0	0

Denver Broncos

RUSHING	ATT	YDS	AVG	LG	TD
T. Tebow	13	94	7.2	30	1
K. Moreno	6	41	6.8	35	0
L. Ball	6	21	3.5	17	0
C. Buckhalter	3	8	2.7	4	0
B. Lloyd	1	-18	-18.0	-18	0
TOTAL	29	146	5.0	35	1

PASSING	ATT	CMP	YDS	TKD/YD	TD	LG	IN	Rtg.
T. Tebow	36	16	205	3/14	2	25	2	58.2
TOTAL	36	16	205	3/14	2	25	2	58.2

PASS RECEIVING	NO	YDS	AVG	LG	TD
B. Lloyd	5	73	14.6	17	1
C. Buckhalter	4	49	12.3	17	0
D. Graham	2	41	20.5	25	0
E. Decker	2	22	11.0	16	1
J. Gaffney	1	12	12.0	12	0
L. Ball	1	6	6.0	6	0
K. Moreno	1	2	2.0	2	0
TOTAL	16	205	12.8	25	2

INTERCEPTIONS	NO	YDS	AVG	LG	TD
R. Hill	1	31	31.0	31	0
TOTAL	1	31	31.0	31	0

PUNTING	NO	YDS	AVG	NET	TB	IN20	LG
B. Colquitt	5	257	51.4	32.4	0	2	57
TOTAL	5	257	51.4	32.4	0	2	57

PUNT RETURNS	NO	YDS	AVG	FC	LG	TD
[DOWNED]	1	0	0.0	0	—	0
[OUT OF BOUNDS]	1	0	0.0	0	—	0
[TOUCHBACK]	2	0	0.0	0	—	0
RETURNS	0	0	0.0	0	—	0

KICKOFF RETURNS	NO	YDS	AVG	FC	LG	TD
E. Decker	4	102	25.5	0	30	0
C. Vaughn	2	125	62.5	0	97	1
[TOUCHBACK]	2	0	0.0	0	—	0
RETURNS	6	227	37.8	0	97	1

Denver Broncos FUMBLES	Fum	Lost	Own Rec.	Yds	TD	FF	Opp. Rec.	Yds	TD	Out Bnds
P. Cox	0	0	0	0	0	1	0	0	0	0
B. Dawkins	0	0	0	0	0	1	0	0	0	0
TOTAL	0	0	0	0	0	2	0	0	0	0

FINAL TEAM STATISTICS

	CHARGERS	BRONCOS
TOTAL FIRST DOWNS	20	18
By Rushing	6	6
By Passing	14	12
By Penalty	0	0
THIRD DOWN EFFICIENCY	7-8-39%	5-14-36%
FOURTH DOWN EFFICIENCY	1-1-100%	1-3-33%
TOTAL NET YARDS	447	337
Total Offensive Plays (inc. times thrown passing)	73	68
Average gain per offensive play	6.1	5.0
NET YARDS RUSHING	164	146
Total Rushing Plays	31	29
Average gain per rushing play	5.3	5.0
Tackles for a loss-number and yards	1-1	4-21
NET YARDS PASSING	283	191
Times thrown - yards lost attempting to pass	5-30	3-14
Gross yards passing	313	205
PASS ATTEMPTS-COMPLETIONS-HAD INTERCEPTED	37-21-1	36-16-2
Avg gain per pass play (inc.# thrown passing)	6.7	4.9
KICKOFFS Number-In End Zone-Touchbacks	8-5-2	5-2-0
PUNTS Number and Average	4-45.0	5-51.4
Had Blocked	0	0
FGs - PATs Had Blocked	0-0	0-0
Net Punting Average	35.0	32.4
TOTAL RETURN YARDAGE (Not Including Kickoffs)	123	31
No. and Yards Punt Returns	3-95	0-0
No. and Yards Kickoff Returns	4-122	6-227
No. and Yards Interception Returns	2-28	1-31
PENALTIES Number and Yards	3-32	5-45
FUMBLES Number and Lost	3-0	0-0
TOUCHDOWNS	3	4
Rushing	3	1
Passing	0	2
Kickoff Returns	0	1
EXTRA POINTS Made-Attempts	3-3	4-4
Kicking Made-Attempts	3-3	4-4
FIELD GOALS Made-Attempts	4-5	0-0
RED ZONE EFFICIENCY	1-3-33%	3-3-100%
GOAL TO GO EFFICIENCY	0-1-0%	2-2-100%
SAFETIES	0	0
FINAL SCORE	33	28
TIME OF POSSESSION	34:22	25:38

BRONCOS DEFENSIVE STATISTICS

(Press Box Totals)

PLAYER	UT	A	TT	S-YDS	I-YDS	PD	FF	FR
M. Haggan	9	0	9	0-0	0-0	0	0	0
B. Dawkins	7	0	7	1-7	0-0	0	1	0
P. Cox	7	0	7	0-0	0-0	2	1	0
W. Woodyard	5	0	5	1-10	0-0	0	0	0
A. Goodman	4	0	4	0-0	0-0	4	0	0
R. Hill	4	0	4	0-0	1-31	1	0	0
R. Ayers	4	0	4	0-0	0-0	0	0	0
D. Williams	3	0	3	2-9	0-0	0	0	0
J. Williams	3	0	3	0-0	0-0	0	0	0
J. Bannan	2	1	3	0-0	0-0	1	0	0
N. Jones	2	0	2	0-0	0-0	0	0	0
R. Fields	2	0	2	0-0	0-0	0	0	0
K. Vickerson	1	0	1	1-4	0-0	0	0	0
S. Thompson	1	0	1	0-0	0-0	0	0	0
R. McBean	1	0	1	0-0	0-0	0	0	0
TEAM TOTALS	55	1	56	5-30	1-31	8	2	0



Broncos Breakdown by Position

Players listed alphabetically

OFFENSE

Quarterback
Brady Quinn
Kyle Orton
Tim Tebow
Adam weber

Running Back
Lance Ball
Mario Fannin
Jeremiah Johnson
Spencer Larsen (FB)
Willis McGahee
Brandon Minor
Knowshon Moreno
Austin Sylvester (FB)
LenDale White

Tight End
Daniel Fells
Virgil Green
Dan Gronkowski
Richard Quinn
Dante Rosario
Julius Thomas

Wide Receiver
David Anderson
Britt Davis
Eric Decker
Mark Dell
D'Andre Goodwin
Jamel Hamler
Brandon Lloyd
Eron Riley
Eddie Royal
Demaryius Thomas
Matthew Willis

Offensive Line
Zane Beadles
Jeff Byers
Ryan Clady
Chris Clark
Stanley Daniels
Orlando Franklin
Adam Grant
Russ Hochstein
Chris Kuper
Shawn Murphy
Eric Olsen
Curt Porter
Manny Ramirez
Herb Taylor
J.D. Walton

DEFENSE

Defensive Line
Robert Ayers
Jeremy Beal
Ronnell Brown
Brodrick Bunkley
Elvis Dumervil
Derrick Harvey
Jason Hunter
Jeremy Jarmon
Louis Leonard
Ryan McBean
Marcus Thomas
Mitch Unrein
David Veikune
Kevin Vickerson
Ty Warren

Linebacker
Derek Domino
Mario Haggan
Nate Irving
A.J. Jones
Braxton Kelley
Deron Mayo
Joe Mays
Von Miller
Mike Mohamed
Lee Robinson
D.J. Williams
Wesley Woodyard

Cornerback
Champ Bailey
Brandon Bing
Perrish Cox
André Goodman
Chris Harris
Nate Jones
Syd'Quan Thompson
Cassius Vaughn

Safety
David Bruton
Quinton Carter
Brian Dawkins
Darcel McBath
Kyle McCarthy
Rahim Moore

SPECIAL TEAMS

Place Kicker
Steven Hauschka
Matt Prater

Punter
Britton Colquitt

Snapper
Lonie Paxton

Holder
Britton Colquitt
Kyle Orton

Punt Returns
David Anderson
Eddie Royal
Syd'Quan Thompson

Kickoff Returns
David Anderson
Lance Ball
Cassius Vaughn

Rookies and first-year players are displayed in italics
Players may be listed at more than one position
Position assignments are tentative as of Aug. 5, 2011

PRONUNCIATION GUIDE

David **Bruton** (BRUTE-in)
Ryan **Clady** (CLAY-dee)
Elvis **Dumervil** (DOO-mehr-vill)
Mario **Haggan** (HAY-gen)
Steven **Hauschka** (HOWSH-kuh)
Russ **Hochstein** (HOKE-stine)
Chris **Kuper** (KOO-pehr)
Knowshon **Moreno** (mor-AY-no)
Lonie Paxton (LAH-nee)
Eron Riley (EE-ron)
Demaryius Thomas (duh-MARE-ee-us)
Syd'Quan Thompson (SID-KWAN)
Mitch **Unrein** (UN-rhine)
David **Veikune** (vay-KOO-nay)
Adam **Weber** (WEBB-ur)
Wesley **Woodyard** (wood-YARD)

Denver Broncos 2011 Roster (as of Aug. 5, 2011)

No.	Player	Pos.	Ht.	Wt.	Age	NFL Exp.	College	High School Hometown	How Acq.	2009 P-S-DNP-INA
89	Anderson, David	WR	5-10	193	111	6	Colorado State	Thousand Oaks, Calif.	FA-'11	12-1-0-1
91	Ayers, Robert	DE	6-3	274	111	3	Tennessee	Bennettsville, S.C.	D1b-'09	11-10-0-5
24	Bailey, Champ	CB	6-0	192	111	13	Georgia	Folkston, Ga.	T-'04 (Was.)	15-15-0-1
35	Ball, Lance	RB	5-9	215	111	3	Maryland	Teaneck, N.J.	FA-'10	10-0-0-0
68	Beadles, Zane	G	6-4	305	111	2	Utah	Sandy, Utah	D2-'10	16-14-0-0
97	Beal, Jeremy	DE	6-3	276	111	R	Oklahoma	Carrollton, Texas	D7b-'11	0-0-0-0
45	Bing, Brandon	CB	5-11	177	111	R	Rutgers	Wyncote, Pa.	CFA-'11	0-0-0-0
62	Brown, Ronnell	DT	6-2	286	111	R	James Madison	Chesapeake, Va.	CFA-'11	0-0-0-0
30	Bruton, David	S	6-2	217	111	3	Notre Dame	Miamisburg, Ohio	D4a-'09	16-2-0-0
77	Bunkley, Brodrick	DT	6-2	306	111	6	Florida State	Tampa, Fla.	T-'11 (Phi.)	14-5-0-2
63	Byers, Jeff	G	6-4	301	111	2	Southern California	Loveland, Colo.	W-'10 (Sea.)	0-0-0-2
28	Carter, Quinton	S	6-1	200	111	R	Oklahoma	Las Vegas, Nev.	D4a-'11	0-0-0-0
78	Clady, Ryan	T	6-6	315	111	4	Boise State	Rialto, Calif.	D1-'08	16-16-0-0
75	Clark, Chris	T	6-5	305	111	2	Southern Mississippi	New Orleans, La.	W-'10 (Min.)	8-0-0-8
4	Colquitt, Britton	P	6-3	205	111	3	Tennessee	Knoxville, Tenn.	CFA-'09	16-0-0-0
32	Cox, Perrish	CB	6-0	198	111	2	Oklahoma State	Waco, Texas	D5-'10	15-9-0-1
64	Daniels, Stanley	G	6-4	335	111	2	Washington	San Diego, Calif.	FA-'10	7-4-0-7
17	Davis, Britt	WR	6-3	215	111	2	Northern Illinois	Broadview, Ill.	FA-'10	3-0-0-0
20	Dawkins, Brian	S	6-0	210	111	16	Clemson	Jacksonville, Fla.	UFA-'09 (Phi.)	11-11-0-5
87	Decker, Eric	WR	6-3	218	111	2	Minnesota	Cold Spring, Minn.	D3b-'10	14-0-0-2
83	Dell, Mark	WR	6-2	195	111	R	Michigan State	Farmington Hills, Mich.	CFA-'11	0-0-0-0
47	Domino, Derek	LB	6-3	231	111	R	South Dakota State	Spring Lake Park, Minn.	CFA-'11	0-0-0-0
92	Dumervil, Elvis	DE	5-11	260	111	6	Louisville	Miami, Fla.	D4b-'06	0-0-0-0
42	Fannin, Mario	RB	5-11	224	111	R	Auburn	Hampton, Ga.	CFA-'11	0-0-0-0
86	Fells, Daniel	TE	6-4	252	111	4	UC-Davis	Fullerton, Calif.	FA-'11	16-6-0-0
74	Franklin, Orlando	T	6-7	330	111	R	Miami	Delray Beach, Fla.	D2b-'11	0-0-0-0
21	Goodman, André	CB	5-10	191	111	10	South Carolina	Greenville, S.C.	UFA-'09 (Mia.)	8-8-0-8
16	Goodwin, D'Andre	WR	5-11	188	111	R	Washington	Lancaster, Calif.	CFA-'11	0-0-0-0
67	Grant, Adam	T	6-6	320	111	R	Arizona	Puyallup, Wash.	CFA-'11	0-0-0-0
85	Green, Virgil	TE	6-5	252	111	R	Nevada	Tulare, Calif.	D7a-'11	0-0-0-0
82	Gronkowski, Dan	TE	6-5	255	111	3	Maryland	Williamsville, N.Y.	T-'10 (Det.)	12-4-0-0
57	Haggan, Mario	SLB	6-3	274	111	9	Mississippi State	Clarksdale, Miss.	FA-'08	16-16-0-0
11	Hamler, Jamel	WR	6-2	195	111	R	Fresno State	San Leandro, Calif.	CFA-'11	0-0-0-0
38	Harris, Chris	CB	5-10	190	111	R	Kansas	Bixby, Okla.	CFA-'11	0-0-0-0
95	Harvey, Derrick	DE	6-5	268	111	4	Florida	Greenbelt, Md.	FA-'11	15-7-1-0
3	Hauschka, Steven	K	6-4	210	111	4	North Carolina St.	Needham, Mass.	FA-'10	4-0-0-0
71	Hochstein, Russ	G	6-4	300	111	11	Nebraska	Hartington, Neb.	T-'09 (N.E.)	16-6-0-0
52	Hunter, Jason	DE	6-4	271	111	6	Appalachian State	Fayetteville, N.C.	FA-'10	16-12-0-0
56	Irving, Nate	MLB	6-1	240	111	R	North Carolina State	Wallace, N.C.	D3-'11	0-0-0-0
93	Jarmon, Jeremy	DT	6-3	286	111	3	Kentucky	Fort Knox, Ky.	T-'11 (Was.)	5-0-0-11
37	Johnson, Jeremiah	RB	5-9	200	111	2	Oregon	Los Angeles, Calif.	FA-'10	0-0-0-0

Numerical Roster

2 Adam Weber ..... QB
3 Steven Hauschka ..... K
4 Britton Colquitt ..... P
5 Matt Prater ..... K
8 Kyle Orton ..... QB
9 Brady Quinn ..... QB
11 Jamel Hamler ..... WR
12 Matthew Willis ..... WR
13 Eron Riley ..... WR
15 Tim Tebow ..... QB
16 D'Andre Goodwin ..... WR
17 Britt Davis ..... WR
19 Eddie Royal ..... WR
20 Brian Dawkins ..... S
21 André Goodman ..... CB
22 Syd'Quan Thompson ..... CB
23 Willis McGahee ..... RB
24 Champ Bailey ..... CB
25 LenDale White ..... RB
26 Rahim Moore ..... S
27 Knowshon Moreno ..... RB
28 Quinton Carter ..... S
30 David Bruton ..... S
31 Darcel McBath ..... S
32 Perrish Cox ..... CB
33 Nate Jones ..... CB
34 Kyle McCarthy ..... S
35 Lance Ball ..... RB
36 Brandon Minor ..... RB
37 Jeremiah Johnson ..... RB
38 Chris Harris ..... CB
40 Austin Sylvester ..... FB
41 Cassius Vaughn ..... CB
42 Mario Fannin ..... RB
43 Deron Mayo ..... LB
45 Brandon Bing ..... CB
46 Spencer Larsen ..... FB
47 Derek Domino ..... LB
48 Braxton Kelley ..... MLB
49 A.J. Jones ..... LB
49 Dante Rosario ..... TE

49	Jones, A.J.	LB	6-1	232	111	R	Florida	Tampa, Fla.	CFA-'11	0-0-0-0
33	Jones, Nate	CB	5-10	185	111	8	Rutgers	Scotch Plains, N.J.	UFA-'10 (Mia.)	16-3-0-0
48	Kelley, Braxton	MLB	6-0	242	111	3	Kentucky	LaGrange, Ga.	CFA-'09	0-0-0-0
73	Kuper, Chris	G	6-4	303	111	6	North Dakota	Anchorage, Alaska	D5-'06	15-15-0-1
46	Larsen, Spencer	FB	6-2	243	111	4	Arizona	Gilbert, Ariz.	D6-'08	11-5-0-3
94	Leonard, Louis	DT	6-4	325	111	5	Fresno State	Compton, Calif.	FA-'10	0-0-0-1
84	Lloyd, Brandon	WR	6-0	188	111	9	Illinois	Blue Springs, Mo.	FA-'09	16-11-0-0
43	Mayo, Deron	LB	5-11	228	111	R	Old Dominion	Hampton, Va.	CFA-'11	0-0-0-0
51	Mays, Joe	MLB	5-11	250	111	4	North Dakota State	Chicago, Ill.	T-'10 (Phi.)	12-5-0-0
31	McBath, Darcel	S	6-1	198	111	3	Texas Tech	Gainesville, Texas	D2b-'09	7-1-0-9
98	McBean, Ryan	DT	6-5	305	111	4	Oklahoma State	Euless, Texas	FA-'08	16-4-0-0
34	McCarthy, Kyle	S	6-1	205	111	2	Notre Dame	Youngstown, Ohio	CFA-'10	8-0-0-0
23	McGahee, Willis	RB	6-0	235	111	9	Miami	Miami, Fla.	FA-'11	15-2-1-0
58	Miller, Von	SLB	6-3	237	111	R	Texas A&M	DeSoto, Texas	D1-'11	0-0-0-0
36	Minor, Brandon	RB	6-1	203	111	1	Michigan	Richmond, Va.	FA-'10	0-0-0-0
53	Mohamed, Mike	MLB	6-3	245	111	R	California	Brawley, Calif.	D6-'11	0-0-0-0
26	Moore, Rahim	S	6-1	196	111	R	UCLA	Loa Angeles, Calif.	D2a-'11	0-0-0-0
27	Moreno, Knowshon	RB	5-11	200	111	3	Georgia	Middletown, N.J.	D1a-'09	13-13-0-3
60	Murphy, Shawn	G	6-4	295	111	3	Utah State	Highland, Utah	FA- 11	0-0-0-0
69	Olsen, Eric	G	6-3	305	111	2	Notre Dame	Brooklyn, N.Y.	D6-'10	1-0-0-15
8	Orton, Kyle	QB	6-4	225	111	7	Purdue	Runnels, Iowa	T-'09 (Chi.)	13-13-0-3
66	Paxton, Lonie	LS	6-2	270	111	12	Sacramento State	Corona, Calif.	UFA-'09 (N.E.)	16-0-0-0
70	Porter, Curt	T	6-7	315	111	R	Jacksonville State	Fayette, Ala.	CFA-'11	0-0-0-0
5	Prater, Matt	K	5-10	195	111	5	Central Florida	Estero, Fla.	PS-'07 (Mia.)	12-0-0-2
9	Quinn, Brady	QB	6-3	235	111	5	Notre Dame	Dublin, Ohio	T-'10 (Cle.)	0-0-4-12
81	Quinn, Richard	TE	6-4	258	111	3	North Carolina	Maple Heights, Ohio	D2c-'09	14-4-0-2
65	Ramirez, Manny	G	6-3	313	111	5	Texas Tech	Houston, Texas	FA-'11	0-0-0-4
13	Riley, Eron	WR	6-3	207	111	1	Duke	Savannah, Ga.	FA-'10	0-0-0-0
54	Robinson, Lee	SLB	6-2	260	111	2	Alcorn State	Liberty, Miss.	FA-'10	3-0-0-0
49	Rosario, Dante	TE	6-4	250	111	5	Oregon	Dayton, Ore.	FA-'11	16-6-0-0
19	Royal, Eddie	WR	5-10	185	111	4	Virginia Tech	Chantilly, Va.	D2-'08	16-10-0-0
40	Sylvester, Austin	FB	6-1	255	111	R	Washington	Reno, Nev.	CFA-'11	0-0-0-0
72	Taylor, Herb	T	6-3	310	111	5	Texas Christian	Sugar Land, Texas	FA-'11	0-0-0-0
15	Tebow, Tim	QB	6-3	236	111	2	Florida	Jacksonville, Fla.	D1b-'10	9-3-6-1
88	Thomas, Demaryius	WR	6-3	235	111	2	Georgia Tech	Montrose, Ga.	D1a-'10	10-2-0-6
80	Thomas, Julius	TE	6-5	255	111	R	Portland State	Lodi, Calif.	D4b-'11	0-0-0-0
79	Thomas, Marcus	DT	6-3	316	111	5	Florida	Jacksonville, Fla.	UFA-'11 (Den.)	16-2-0-0
22	Thompson, Syd'Quan	CB	5-9	191	111	2	California	Sacramento, Calif.	D7a-'10	13-0-0-3
96	Unrein, Mitch	DT	6-4	291	111	1	Wyoming	Eaton, Colo.	FA-'10	0-0-0-0
41	Vaughn, Cassius	CB	5-11	195	111	2	Mississippi	Memphis, Tenn.	CFA-'10	13-0-0-3
90	Veikune, David	DE	6-2	264	111	3	Hawaii	Ewa Beach, Hawaii	FA-'10	4-0-0-3
99	Vickerson, Kevin	DT	6-5	290	111	6	Michigan State	Detroit, Mich.	FA-'10	15-12-0-1
50	Walton, J.D.	C	6-3	305	111	2	Baylor	Allen, Texas	D3a-'10	16-16-0-0
76	Warren, Ty	DT	6-5	300	111	9	Texas A&M	Bryan, Texas	FA-'11	0-0-0-0
2	Weber, Adam	QB	6-3	210	111	R	Minnesota	Arden Hills, Minn.	CFA-'11	0-0-0-0
25	White, LenDale	RB	6-1	235	111	6	Southern California	Denver, Colo.	FA-'10	0-0-0-0
55	Williams, D.J.	WLB	6-1	242	111	8	Miami	Concord, Calif.	D1- 04	16-15-0-0
12	Willis, Matthew	WR	6-0	190	111	4	UCLA	Anaheim, Calif.	FA-'08	6-0-0-0
59	Woodyard, Wesley	WLB	6-0	229	111	4	Kentucky	LaGrange, Ga.	CFA-'08	11-3-0-5

50 J.D. Walton C
51 Joe Mays ..... MLB
52 Jason Hunter ..... DE
53 Mike Mohamed ..... MLB
54 Lee Robinson ..... SLB
55 D.J. Williams ..... WLB
56 Nate Irving ..... MLB
57 Mario Haggan ..... SLB
58 Von Miller ..... SLB
59 Wesley Woodyard ..... WLB
60 Shawn Murphy ..... G
62 Ronnell Brown ..... DT
63 Jeff Byers ..... G
64 Stanley Daniels ..... G
65 Manny Ramirez ..... G
66 Lonie Paxton ..... LS
67 Adam Grant ..... T
68 Zane Beadles ..... G
69 Eric Olsen ..... G
70 Curt Porter ..... T
71 Russ Hochstein ..... G
72 Herb Taylor ..... T
73 Chris Kuper ..... G
74 Orlando Franklin ..... T
75 Chris Clark ..... T
76 Ty Warren ..... DT
77 Brodrick Bunkley ..... DT
78 Ryan Clady ..... T
79 Marcus Thomas ..... DT
80 Julius Thomas ..... TE
81 Richard Quinn ..... TE
82 Dan Gronkowski ..... TE
83 Mark Dell ..... WR
84 Brandon Lloyd ..... WR
85 Virgil Green ..... TE
86 Daniel Fells ..... TE
87 Eric Decker ..... WR
88 Demaryius Thomas ..... WR
89 David Anderson ..... WR
90 David Veikune ..... DE
91 Robert Ayers ..... DE
92 Elvis Dumervil ..... DE
93 Jeremy Jarmon ..... DT
94 Louis Leonard ..... DT
95 Derrick Harvey ..... DE
96 Mitch Unrein ..... DT
97 Jeremy Beal ..... DE
98 Ryan McBean ..... DT
99 Kevin Vickerson ..... DT

KEY: CFA-college free agent; D-drafted; FA-acquired as free agent; RFA-acquired as restricted free agent; UFA-acquired as unrestricted free agent; T-trade; W-waivers.

Broncos Transactions (June 1, 2010-Aug. 3, 2011)

BY DATE

6/1/10	Awarded LB Bruce Davis off waivers (New England)
6/4/10	Signed FB Kyle Eckel
	Waived QB Tom Brandstater
	Waived OL Maurice Williams
6/9/10	Signed CB Perrish Cox (draft choice)
6/14/10	Placed LB Braxton Kelley on injured reserve
6/15/10	Awarded RB Kolby Smith off waivers (Kansas City)
	Waived LB Korey Bosworth
	Waived P A.J. Trapasso
6/17/10	Signed C J.D. Walton (draft choice)
	Waived DL Jaron Baston
	Placed FB Kyle Eckel on injured reserve
7/6/10	Waived WR Dicky Lyons
	Waived WR Landis Williams
7/7/10	Awarded OL Kirk Barton off waivers (Detroit)
7/27/10	Signed WR Eric Decker (draft choice)
	Waived LB Bruce Davis
	Waived OL Chris Marinelli
7/30/10	Signed QB Tim Tebow (draft choice)
7/31/10	Acquired LB Joe Mays from Philadelphia in exchange for RB J.J. Arrington
8/1/10	Signed WR Demaryius Thomas (draft choice)
8/5/10	Signed WR Patrick Carter
	Signed WR Britt Davis
	Signed RB LenDale White
	Designated S Josh Barrett as waived/injured
	Placed WR Kenny McKinley on injured reserve
	Waived WR Patrick Honeycutt
	Waived RB Kolby Smith
8/11/10	Signed RB Justin Fargas
8/12/10	Signed LB Johnny Williams
	Waived LB Nick Greisen
8/18/10	Waived OL Dustin Fry
8/19/10	Signed LB Jason Hunter
8/20/10	Signed LB Worrell Williams
	Waived LB Devin Bishop
8/23/10	Waived RB Toney Baker
	Waived OL Kirk Barton
	Waived WR Patrick Carter
8/24/10	Awarded TE Kory Sperry off waivers (Miami)
	Released LB Akin Ayodele
	Waived OL Tyler Polumbus
8/30/10	Designated CB Tony Carter as waived/injured
	Released RB Justin Fargas
9/3/10	Placed RB LenDale White on injured reserve
	Waived WR Alric Arnett
	Waived DL Chris Baker
	Waived OL Paul Duncan
	Waived LB Jammie Kirlew
	Waived TE Nathan Overbay
	Waived TE Kory Sperry
	Waived LB Johnny Williams
9/4/10	Acquired TE Dan Gronkowski from Detroit in exchange for CB Alphonso Smith
	Placed LB Elvis Dumervil on injured reserve
	Placed WR Brandon Stokley on injured reserve
	Placed DL Ben Garland on reserve/military
	Waived LB Kevin Alexander
9/4/10	Waived TE Marquez Branson
	Waived WR Britt Davis
	Waived TE Riar Geer
	Waived S Kyle McCarthy
	Waived OL Seth Olsen
	Waived DL Jeff Stehle
	Waived LB Worrell Williams
	Released DL Jarvis Green
	Released LB Darrell Reid
9/5/10	Awarded RB Andre Brown off waivers (N.Y. Giants)
	Awarded OL Chris Clark off waivers (Minnesota)
	Signed LB Kevin Alexander to practice squad
	Signed WR Britt Davis to practice squad
	Signed TE Riar Geer to practice squad
	Signed S Kyle McCarthy to practice squad
	Signed LB Worrell Williams to practice squad
	Waived LB Baraka Atkins
	Waived RB Bruce Hall
9/6/10	Signed OL Jeff Byers to practice squad
	Signed DL Lionel Dotson to practice squad
	Signed RB Bruce Hall to practice squad
9/7/10	Signed DL Kevin Vickerson
	Released DL Le Kevin Smith
9/14/10	Signed LB Titus Brown to practice squad
	Signed DL Jeff Stehle to practice squad
	Waived LB Worrell Williams
	Released WR Brandon Stokley
	DL Lionel Dotson signed to Miami active roster
9/15/10	Acquired RB Laurence Maroney and an undisclosed draft choice from New England in exchange for an undisclosed draft choice
	Waived RB Andre Brown
9/17/10	Signed RB Andre Brown to practice squad
	Waived RB Bruce Hall
9/21/10	Signed RB Andre Brown to active roster
	Waived RB Lance Ball
9/22/10	Signed LB Diyral Briggs to practice squad
	LB Titus Brown signed to Miami active roster
9/23/10	Signed RB Lance Ball to practice squad
10/12/10	Waived DL Jeff Stehle
10/13/10	Signed LB Lee Robinson to practice squad
10/16/10	Signed LB Kevin Alexander to active roster
	Signed S Kyle McCarthy to active roster
	Waived OL D'Anthony Batiste
	Waived RB Andre Brown
10/19/10	Signed LB Diyral Briggs to active roster
	Placed WR Matthew Willis on injured reserve
	Signed WR Eron Riley to practice squad
10/20/10	Signed TE John Nalbone to practice squad
	Signed DL Mitch Unrein to practice squad
10/25/10	Waived LB Diyral Briggs
10/26/10	Signed DL Le Kevin Smith
	Waived TE Riar Geer
10/27/10	Signed TE Riar Geer to practice squad
11/9/10	Signed TE Daniel Coats
	Released DL Le Kevin Smith
	Signed DL Jeff Stehle to practice squad
	Waived TE Riar Geer
11/10/10	Signed RB Lance Ball to active roster
	Waived TE Daniel Coats
11/17/10	Signed LB David Veikune
	Waived LB Jarvis Moss
11/18/10	Signed RB Andre Brown
11/25/10	RB Andre Brown signed to Washington active roster
12/1/10	Signed S Nick Polk to practice squad
12/6/10	Placed TE Dan Gronkowski on injured reserve
	Placed LB Joe Mays on injured reserve
12/7/10	Signed LB Lee Robinson to active roster
	Signed TE Daniel Coats
12/8/10	Signed RB Jeremiah Johnson to practice squad
12/11/10	Signed K Steven Hauschka
	Waived OL Stanley Daniels
12/13/10	Signed WR Britt Davis to active roster
	Placed S Kyle McCarthy on injured reserve
12/14/10	Signed OL Stanley Daniels to practice squad

12/20/10	Awarded CB Chevis Jackson off waivers (New England)
	Waived LB Kevin Alexander
12/22/10	Signed OL Stanley Daniels to active roster
	Signed LB Dominic Douglas to practice squad
	Placed FB Spencer Larsen on injured reserve
12/23/10	Placed K Matt Prater on injured reserve
12/24/10	Signed OL Jeff Byers to active roster
12/25/10	Placed LB Lee Robinson on injured reserve
12/29/10	Signed DL Louis Leonard
12/30/10	Signed RB Brandon Minor to practice squad
1/3/11	Signed LB Dominic Douglas to a future contract
	Signed RB Jeremiah Johnson to a future contract
	Signed RB Brandon Minor to a future contract
	Signed S Nick Polk to a future contract
	Signed WR Eron Riley to a future contract
	Signed DL Mitch Unrein to a future contract
1/4/11	Signed OL Manny Ramirez to a future contract
1/5/11	Signed RB Mike McLaughlin to a future contract
	Signed OL Shawn Murphy to a future contract
	Signed OL Herb Taylor to a future contract
3/2/11	Released TE Daniel Graham
3/3/11	Released DL Justin Bannan
	Released DL Jamal Williams
7/27/11	Acquired DT Jeremy Jarmon from Philadelphia in exchange for WR Jabar Gaffney
	Signed CB Brandon Bing (CFA)
	Signed DT Ronnell Brown (CFA)
	Signed WR Mark Dell (CFA)
	Signed LB Derek Domino (CFA)
	Signed RB Mario Fannin (CFA)
	Signed WR D'Andre Goodwin (CFA)
	Signed T Adam Grant (CFA)
	Signed WR Jamel Hamler (CFA)
	Signed CB Chris Harris (CFA)
	Signed LB A.J. Jones (CFA)
	Signed LB Deron Mayo (CFA)
	Signed T Curt Porter (CFA)
	Signed CB James Rogers (CFA)
	Signed FB Austin Sylvester (CFA)
	Signed QB Adam Weber (CFA)
	Signed DT Colby Whitlock (CFA)
	Signed WR Marshall Williams (CFA)
7/28/11	Signed DE Jeremy Beal (draft choice)
	Signed S Quinton Carter (draft choice)
	Signed T Orlando Franklin (draft choice)
	Signed TE Virgil Green (draft choice)
	Signed LB Mike Mohamed (draft choice)
	Signed TE Julius Thomas (draft choice)
7/29/11	Signed LB Nate Irving (draft choice)
	Signed LB Von Miller (draft choice)
	Signed S Rahim Moore (draft choice)
	Waived RB Mike McLaughlin
	Released RB Correll Buckhalter
	Released TE Daniel Coats
7/31/11	Signed WR David Anderson
	Signed RB Willis McGahee
	Waived LB Dominic Douglas
	Released S Renaldo Hill
8/1/11	Signed TE Daniel Fells
	Signed DE Derrick Harvey
	Signed TE Dante Rosario
	Signed DT Marcus Thomas
	Waived S Nick Polk
	Waived CB James Rogers
	Waived WR Marshall Williams
8/2/11	Acquired DT Brodrick Bunkley from Philadelphia in exchange for a 2013 draft choice
	Waived DT Colby Whitlock
8/3/11	Signed DT Ty Warren
	Waived CB Chevis Jackson

BY PLAYER

ALEXANDER, Kevin — LB	
9/4/10	Waived
9/5/10	Signed to practice squad
10/16/10	Signed to active roster
12/10/10	Waived
ANDERSON, David — WR	
7/31/11	Signed
ARNETT, Alric — WR	
9/3/10	Waived
ARRINGTON, J.J. — RB	
7/31/10	Traded to Philadelphia in exchange for LB Joe Mays
ATKINS, Baraka — LB	
9/5/10	Waived
AYODELE, Akin — LB	
8/24/10	Released
BAKER, Chris — DL	
9/3/10	Waived
BAKER, Toney — RB	
8/23/10	Waived
BALL, Lance — RB	
9/21/10	Waived
9/23/10	Signed to practice squad
11/10/10	Signed to active roster
BANNAN, Justin — DL	
3/3/11	Released
BARRETT, Josh — S	
8/5/10	Designated as waived/injured
BARTON, Kirk — OL	
7/7/10	Awarded off waivers (Detroit)
8/23/10	Waived
BASTON, Jaron — DL	
6/17/10	Waived
BATISTE, D'Anthony — OL	
10/16/10	Waived
BEAL, Jeremy — DE	
7/27/11	Signed
BING, Brandon — CB	
7/27/11	Signed
BISHOP, Devin — LB	
8/20/10	Waived
BOWMAN, Marcellus — S	
6/15/10	Waived
BRANDSTATER, Tom — QB	
6/4/10	Waived
BRANSON, Marquez — TE	
9/4/10	Waived
BRIGGS, Diyral — LB	
9/22/10	Signed to practice squad
10/19/10	Signed to active roster
10/25/10	Waived
BROWN, Andre — RB	
9/5/10	Awarded off waivers (N.Y. Giants)
9/15/10	Waived
9/17/10	Signed to practice squad
9/21/10	Signed to active roster
10/16/10	Waived
11/18/10	Signed to practice squad
11/25/10	Signed to Washington active roster
BROWN, Ronnell — DT	
7/27/11	Signed
BROWN, Titus — LB	
9/14/10	Signed to practice squad
9/22/10	Signed to Miami active roster
BUCKHALTER, Correll — RB	
7/29/11	Released

Broncos Transactions (June 1, 2010-Aug. 3, 2011)

BUNKLEY, Brodrick — DT
8/2/11 Acquired from Philadelphia in exchange for a 2010 draft choice
BYERS, Jeff — OL
9/6/10 Signed to practice squad
12/24/10 Signed to active roster
CARTER, Patrick — WR
8/5/10 Signed
8/23/10 Waived
CARTER, Quinton — S
7/27/11 Signed
CARTER, Tony — CB
8/30/10 Waived/injured
COATS, Daniel — TE
11/9/10 Signed
11/10/10 Waived
12/7/10 Signed
7/29/11 Released
COX, Perrish — CB
6/9/10 Signed (draft choice)
DANIELS, Stanley — OL
12/11/10 Waived
12/14/10 Signed to practice squad
12/22/10 Signed to active roster
DAVIS, Britt — WR
8/5/10 Signed
9/4/10 Waived
9/5/10 Signed to practice squad
12/13/10 Signed to active roster
DAVIS, Bruce — LB
6/1/10 Awarded off waivers (New England)
7/27/10 Waived
DECKER, Eric — WR
7/27/10 Signed (draft choice)
DELL, Mark — WR
7/27/11 Signed
DOMINO, Derek — LB
7/27/11 Signed
DOTSON, Lionel — DL
9/6/10 Signed to practice squad
9/14/10 Signed to Miami active roster
DOUGLAS, Dominic — LB
12/22/10 Signed to practice squad
1/3/11 Signed to future contract
7/31/11 Waived
DUMERVIL, Elvis — LB
9/4/10 Placed on injured reserve
DUNCAN, Paul — OL
9/3/10 Waived
ECKEL, Kyle — FB
6/4/10 Signed
6/17/10 Placed on injured reserve
FANNIN, Mario — RB
7/27/11 Signed
FARGAS, Justin — RB
8/11/10 Signed
8/30/10 Released
FELLS, Daniel — TE
8/1/11 Signed
FRANKLIN, Orlando — T
7/27/11 Signed
FRY, Dustin — OL
8/18/10 Waived
GAFFNEY, Jabar — WR
7/27/11 Traded to Washington in exchange for DT Jeremy Jarmon
GARLAND, Ben — DL
9/4/10 Placed on reserve/military
GEER, Riar — TE
9/4/10 Waived
9/5/10 Signed to practice squad
10/26/10 Waived
10/27/10 Signed to practice squad
11/9/10 Waived
GOODWIN, D'Andre — WR
7/27/11 Signed
GRAHAM, Daniel — TE
3/2/11 Released
GRANT, Adam — T
7/27/11 Signed
GREEN, Jarvis — DL
9/4/10 Released
GREEN, Virgil — TE
7/27/11 Signed
GREISEN, Nick — LB
8/12/10 Waived
GRONKOWSKI, Dan — TE
9/4/10 Acquired from Detroit in exchange for CB Alphonso Smith
12/5/10 Placed on injured reserve
HALL, Bruce — RB
9/5/10 Waived
9/6/10 Signed to practice squad
9/17/10 Waived
HAMLER, Jamel — WR
7/27/11 Signed
HARRIS, Chris — CB
7/27/11 Signed
HARVEY, Derrick — DE
8/1/11 Signed
HAUSCHKA, Steven — K
12/11/10 Signed
HILL, Renaldo — S
7/31/11 Released
HONEYCUTT, Patrick — WR
8/5/10 Waived
HUNTER, Jason — LB
8/19/10 Signed
IRVING, Nate — LB
7/29/11 Signed
JACKSON, Chevis — CB
12/20/10 Awarded off waivers (New England)
8/3/11 Waived
JARMON, Jeremy — DT
7/27/11 Acquired in a trade with Washington for WR Jabar Gaffney
JOHNSON, Jeremiah — RB
12/7/10 Signed to practice squad
1/3/11 Signed to future contract
JONES, A.J. — LB
7/27/11 Signed
KELLEY, Braxton — LB
6/14/10 Placed on injured reserve
KIRLEW, Jammie — LB
9/3/10 Waived
LARSEN, Spencer — FB
12/22/10 Placed on injured reserve
LEONARD, Louis — DL
12/29/10 Signed
LYONS, Dicky — WR
7/6/10 Waived

MARINELLI, Chris — OL
7/27/10 Waived
MARONEY, Laurence — RB
9/15/10 Acquired in a trade from New England
MAYO, Deron — LB
7/27/11 Signed
MAYS, Joe — LB
7/31/10 Acquired from Philadelphia in exchange for RB J.J. Arrington
12/5/10 Placed on injured reserve
McCARTHY, Kyle — S
9/4/10 Waived
9/5/10 Signed to practice squad
10/16/10 Signed to active roster
12/13/10 Placed on injured reserve
McGAHEE, Willis — RB
7/31/11 Signed
McKINLEY, Kenny — WR
8/5/10 Placed on injured reserve
McLAUGHLIN, Steve — RB
1/5/11 Signed to future contract
7/29/11 Waived
MILLER, Von — LB
7/29/11 Signed
MINOR, Brandon — RB
12/30/10 Signed to practice squad
1/3/11 Signed to future contract
MOHAMED, Mike — LB
7/27/11 Signed
MOORE, Rahim — S
7/29/11 Signed
MOSS, Jarvis — LB
11/17/10 Waived
MURPHY, Shawn — OL
1/5/11 Signed to future contract
NALBONE, John — TE
10/20/10 Signed to practice squad
OLSEN, Seth — OL
9/4/10 Waived
OVERBAY, Nathan — TE
9/3/10 Waived
POLK, Nick — S
12/1/10 Signed to practice squad
1/3/11 Signed to future contract
8/1/11 Waived
POLUMBUS, Tyler — OL
8/24/10 Waived
PORTER, Curt — T
7/27/11 Signed
PRATER, Matt — K
12/23/10 Placed on injured reserve
RAMIREZ, Manny — OL
1/4/11 Signed to future contract
REID, Darrell — LB
9/4/10 Released
RILEY, Eron — WR
10/19/10 Signed to practice squad
1/3/11 Signed to future contract
ROBINSON, Lee — LB
10/13/10 Signed to practice squad
12/7/10 Signed to active roster
12/27/10 Placed on injured reserve
ROGERS, James — CB
7/27/11 Signed
8/1/11 Waived
ROSARIO, Dante — TE
8/1/11 Signed
SMITH, Alphonso — CB
9/4/10 Traded to Detroit in exchange for TE Dan Gronkowski
SMITH, Kolby — RB
6/15/10 Awarded off waivers (Kansas City)
8/5/10 Waived
SMITH, Le Kevin — DL
9/7/10 Released
10/26/10 Signed
11/9/10 Released
SPERRY, Kory — TE
8/24/10 Awarded off waivers (Miami)
9/3/10 Waived
STEHLE, Jeff — DL
9/4/10 Waived
9/15/10 Signed to practice squad
10/12/10 Waived
11/9/10 Signed to practice squad
STOKLEY, Brandon — WR
9/4/10 Placed on injured reserve
9/14/10 Released
SYLVESTER, Austin — FB
7/27/11 Signed
TAYLOR, Herb — OL
1/5/11 Signed to future contract
TEBOW, Tim — QB
7/30/10 Signed (draft choice)
THOMAS, Demaryius — WR
8/1/10 Signed (draft choice)
THOMAS, Julius — TE
7/27/11 Signed
THOMAS, Marcus — DT
8/1/11 Signed
UNREIN, Mitch — DL
10/20/10 Signed to practice squad
1/3/11 Signed to future contract
VEIKUNE, David — LB
11/17/10 Signed
VICKERSON, Kevin — DL
9/7/10 Signed
WALTON, J.D. — OL
6/17/10 Signed (draft choice)
WARREN, Ty — DT
8/3/11 Signed
WEBER, Adam — QB
7/27/11 Signed
WHITE, LenDale. — RB
8/5/10 Signed
WHITLOCK, Colby — DT
7/27/11 Signed
8/2/11 Waived
WILLIAMS, Jamal — DL
3/3/11 Released
WILLIAMS, Johnny — LB
8/12/10 Signed
9/3/10 Waived
WILLIAMS, Landis — WR
7/6/10 Waived
WILLIAMS, Marshall — WR
7/27/11 Signed
8/1/11 Waived
WILLIAMS, Maurice — OL
6/4/10 Waived
WILLIAMS, Worrell — LB
8/20/10 Signed
9/4/10 Waived
9/5/10 Signed to practice squad
9/15/10 Waived
WILLIS, Matthew — WR
10/19/10 Placed on injured reserve

How the Broncos Are Built

Year	Draft/College Free Agent	Trades	Free Agents/Waivers
2004 10-6 (2nd AFC West)	WLB D.J. Williams (1)	CB Champ Bailey** (Was)	
2005 13-3 (1st AFC West)			
2006 9-7 (3rd AFC West)	DE Elvis Dumervil (4b) G Chris Kuper (5)		
2007 7-9 (2nd AFC West)	DT Marcus Thomas (4)		K Matt Prater**
2008 8-8 (2nd AFC West)	T Ryan Clady (1) WR Eddie Royal (2) FB Spencer Larsen (6) WLB Wesley Woodyard*		SLB Mario Haggan** DT Ryan McBean** WR Matthew Willis**
2009 8-8 (2nd AFC West)	RB Knowshon Moreno (1a) DE Robert Ayers (1b) S Darcel McBath (2b) TE Richard Quinn (2c) TE Richard Quinn (2c) S David Bruton (4a) MLB Braxton Kelley	G Russ Hochstein** (NE) QB Kyle Orton** (Chi)	RB Lance Ball** P Britton Colquitt** S Brian Dawkins*** (UFA-Phi) CB André Goodman*** (UFA-Mia) WR Brandon Lloyd** LS Lonie Paxton*** (UFA-NE)
2010 4-12 (4th AFC West)	WR Demaryius Thomas (1a) QB Tim Tebow (1b) G Zane Beadles (2) C J.D. Walton (3a) WR Eric Decker (3b) CB Perrish Cox (5) G Eric Olsen (6) CB Syd'Quan Thompson (7a) S Kyle McCarthy* CB Cassius Vaughn*	TE Dan Gronkowski** (Det) MLB Joe Mays** (Cle) QB Brady Quinn** (Cle)	G Jeff Byers** (W-Sea) T Chris Clark** (W-Min) G Stanley Daniels** (W-GB) WR Britt Davis** K Steven Hauschka** DE Jason Hunter** DT Louis Leonard*** SLB Lee Robinson** DE David Veikune** DT Kevin Vickerson** RB LenDale White**
2011	SLB Von Miller (1) S Rahim Moore (2a) T Orlando Franklin (2b) MLB Nate Irving (3) S Quinton Carter (4a) TE Julius Thomas (4b) MLB Mike Mohamed (6) TE Virgil Green (7a) DE Jeremy Beal (7b) CB Brandon Bing* DT Ronnell Brown* WR Mark Dell* LB Derek Domino* RB Mario Fannin* WR D'Andre Goodwin* T Adam Grant* CB Chris Harris* WR Jamel Hamler* LB A.J. Jones* LB Deron Mayo* T Curt Porter* FB Austin Sylvester* QB Adam Weber*	DT Jeremy Jarmon (Was)	WR David Anderson** DT Brodrick Bunkley** TE Daniel Fells*** (UFA-Stl) DE Derrick Harvey** RB Jeremiah Johnson** RB Willis McGahee** RB Brandon Minor** G Shawn Murphy** G Manny Ramirez** WR Eron Riley** TE Dante Rosario*** (UFA-Car) T Herb Taylor** DT Mitch Unrein** DT Ty Warren**

Number in parentheses after draft choice indicates the round in which the player was taken.
* – indicates player was a rookie free agent when he joined the Broncos.
** – indicates player was an NFL veteran or had been in other camps before joining the Broncos.
*** – indicates player was an unrestricted free agent who had not been released by previous team.
PUP – indicates player is on Physically Unable to Perform List.
NFI – indicates player is on Reserve/Non-Football Injury List.

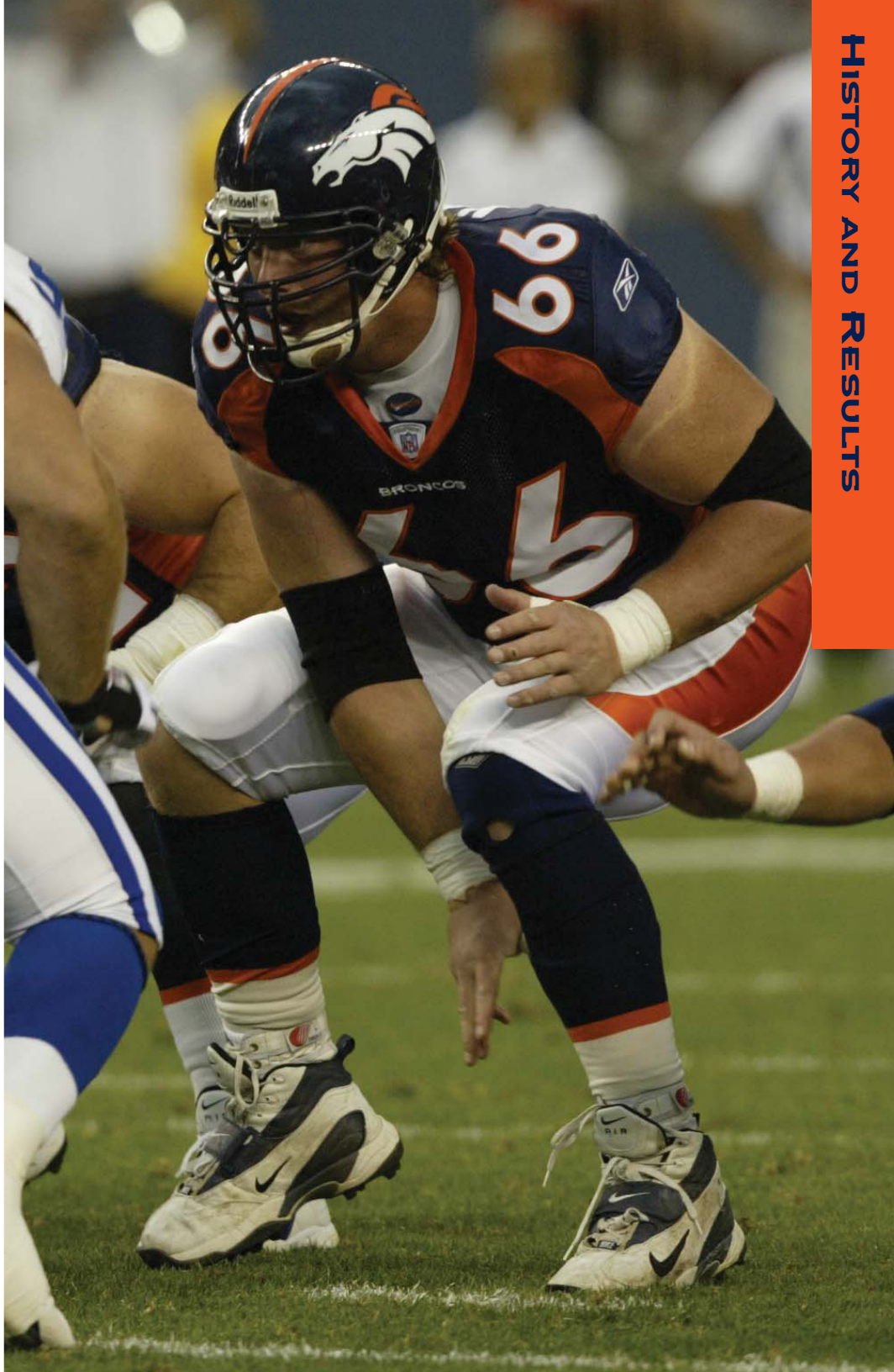

ALL-TIME GAME RESULTS

*(*indicates night game)*

1960

HEAD COACH: Frank Filchock

PRESEASON (0-5)

Day/Date	Score	W/L	Opponent	Location	Attend.
Fri., Aug. 5*	6-43	L	Boston Patriots	Providence, R.I.	4,706
Sat., Aug. 13*	14-31	L	Buffalo Bills	Rochester, N.Y.	6,200
Sat., Aug. 20*	3-42	L	Houston Oilers	Jeppesen Stadium	19,500
Sat., Aug. 27*	0-48	L	Dallas Texans	Little Rock, Ark.	5,500
Sat., Sept. 3*	30-36	L	Los Angeles Chargers	Los Angeles Coliseum	21,516
	53-192				57,422

REGULAR SEASON (4-9-1 overall / 4th AFL West / 2-4-1 home / 2-5 away)

Day/Date	Score	W/L	Opponent	Location	Attend.	Temp.	Den. QB	Opp. QB
Fri., Sept. 9*	13-10	W	Boston Patriots	Boston Univ. Field	21,597	78°	Tripucka	Songin
Sun., Sept. 18	27-21	W	Buffalo Bills	War Memorial Stadium	15,229	62°	Tripucka	O'Connell
Fri., Sept. 23*	24-28	L	New York Titans	Polo Grounds	20,462	70°	Tripucka	Dorow
Sun., Oct. 2	31-14	W	Oakland Raiders	Bears Stadium	18,372	71°	Tripucka	Flores
Sun., Oct. 16	19-23	L	Los Angeles Chargers	Bears Stadium	19,141	57°	Tripucka	Kemp
Sun., Oct. 23	31-24	W	Boston Patriots	Bears Stadium	12,683	69°	Tripucka	Songin
Sun., Oct. 30	14-17	L	Dallas Texans	Bears Stadium	13,002	45°	Tripucka	Davidson
Sun., Nov. 6	25-45	L	Houston Oilers	Bears Stadium	14,489	53°	Tripucka	Blanda
Sun., Nov. 13	7-34	L	Dallas Texans	Cotton Bowl	21,000	68°	Tripucka	Davidson
Sun., Nov. 20	10-20	L	Houston Oilers	Jeppesen Stadium	20,778	68°	Tripucka	Lee
Sun., Nov. 27	38-38	T	Buffalo Bills	Bears Stadium	7,785	37°	Tripucka	O'Connell
Sun., Dec. 4	27-30	L	New York Titans	Bears Stadium	5,861	33°	Tripucka	Dorow
Sat., Dec. 10	33-41	L	Los Angeles Chargers	Los Angeles Coliseum	9,928	62°	Tripucka	Kemp
Sat., Dec. 17	10-48	L	Oakland Raiders	Candlestick Park	7,000	50°	Tripucka	Flores
(Bye Oct. 9)	309-393				207,327			

1961

HEAD COACH: Frank Filchock

PRESEASON (1-4)

Day/Date	Score	W/L	Opponent	Location	Attend.
Sat., Aug. 12*	13-31	L	Dallas Texans	Midland, Texas	10,000
Sat., Aug. 19*	48-21	W	Oakland Raiders	Spokane, Washington	6,500
Fri., Aug. 25*	27-29	L	Dallas Texans	Fort Worth, Texas	21,710
Fri., Sept. 1*	10-42	L	Houston Oilers	Mobile, Alabama	10,087
Mon., Sept. 4	12-49	L	Oakland Raiders	Candlestick Park	6,300
	110-172				54,597

REGULAR SEASON (3-11 overall / 3rd AFL West / 2-5 home / 1-6 away)

Day/Date	Score	W/L	Opponent	Location	Attend.	Temp.	Den. QB	Opp. QB
Sun., Sept. 10	22-10	W	Buffalo Bills	War Memorial Stadium	16,636	85°	Tripucka	O'Connell
Sat., Sept. 16*	17-45	L	Boston Patriots	Boston Univ. Field	14,479	65°	Tripucka	Parilli
Sun., Sept. 24	28-35	L	New York Titans	Polo Grounds	14,381	80°	Tripucka	Dorow
Sun., Oct. 1	19-33	L	Oakland Raiders	Candlestick Park	8,361	73°	Herring	Flores
Sun., Oct. 8	12-19	L	Dallas Texans	Bears Stadium	14,500	44°	Tripucka	Davidson
Sun., Oct. 15	27-24	W	Oakland Raiders	Bears Stadium	11,129	75°	Tripucka	Flores
Sun., Oct. 22	27-10	W	New York Titans	Bears Stadium	12,508	57°	Tripucka	Dorow
Sun., Oct. 29	0-37	L	San Diego Chargers	Balboa Stadium	32,584	66°	Tripucka	Kemp
Sun., Nov. 5	14-55	L	Houston Oilers	Bears Stadium	11,564	35°	Tripucka	Blanda
Sun., Nov. 12	16-19	L	San Diego Chargers	Bears Stadium	7,859	30°	Tripucka	Kemp
Sun., Nov. 19	10-23	L	Buffalo Bills	Bears Stadium	7,645	29°	Tripucka	Green
Sun., Nov. 26	14-45	L	Houston Oilers	Jeppesen Stadium	27,874	80°	Herring	Blanda
Sun., Dec. 3	24-28	L	Boston Patriots	Bears Stadium	9,303	55°	Herring	Songin
Sun., Dec. 10	21-49	L	Dallas Texans	Cotton Bowl	8,000	50°	Herring	Davidson
(Bye Dec. 17)	251-432				196,823			

1962

HEAD COACH: Jack Faulkner

PRESEASON (2-2)

Day/Date	Score	W/L	Opponent	Location	Attend.
Fri., Aug. 10*	17-33	L	Houston Oilers	Atlanta, Ga.	11,500
Sat., Aug. 18*	24-31	L	San Diego Chargers	Balboa Stadium	19,168
Fri., Aug. 24*	27-24	W	Dallas Texans	Fort Worth, Texas	18,000
Fri., Aug. 31*	41-12	W	Oakland Raiders	Stockton, Calif.	5,000
	109-100				53,668

REGULAR SEASON (7-7 overall / 2nd AFL West / 3-4 home / 4-3 away)

Day/Date	Score	W/L	Opponent	Location	Attend.	Temp.	Den. QB	Opp. QB
Fri., Sept. 7*	30-21	W	San Diego Chargers	Univ. of Denver Stadium	28,000	70°	Tripucka	Kemp
Sat., Sept. 15*	23-20	W	Buffalo Bills	War Memorial Stadium	30,577	60°	Tripucka	Dorow
Fri., Sept. 21*	16-41	L	Boston Patriots	Boston Univ. Field	21,038	50°	Tripucka	Parilli
Sun., Sept. 30	32-10	W	New York Titans	Polo Grounds	17,213	66°	Tripucka	Grosscup
Fri., Oct. 5*	44-7	W	Oakland Raiders	Bears Stadium	22,452	56°	Shaw	Davidson
Sun., Oct. 14	23-6	W	Oakland Raiders	Frank Youell Field	7,000	60°	Tripucka	Davidson
Sun., Oct. 21	20-10	W	Houston Oilers	Bears Stadium	34,496	72°	Tripucka	Blanda

Sun., Oct. 28	38-45	L	Buffalo Bills	Bears Stadium	26,051	59°	Tripucka	Rabb
Sun., Nov. 4	23-20	W	San Diego Chargers	Balboa Stadium	20,827	63°	Tripucka	Hadl
Sun., Nov. 11	29-33	L	Boston Patriots	Bears Stadium	28,187	57°	Tripucka	Parilli
Sun., Nov. 18	3-24	L	Dallas Texans	Bears Stadium	23,523	26°	Tripucka	Dawson
Thu., Nov. 22	45-46	L	New York Titans	Bears Stadium	15,776	43°	Tripucka	Green
Sun., Dec. 2	17-34	L	Houston Oilers	Jeppesen Stadium	30,650	70°	Tripucka	Blanda
Sun., Dec. 9	10-17	L	Dallas Texans	Cotton Bowl	19,137	51°	Tripucka	Dawson
(Bye Dec. 16)	353-334				324,927			

1963

HEAD COACH: Jack Faulkner

PRESEASON (2-3)

Day/Date	Score	W/L	Opponent	Location	Attend.	Temp.	Den. QB	Opp. QB
Sat., Aug. 3*	27-10	W	Houston Oilers	Univ. of Denver Stadium	11,445	62°	Slaughter	Blanda
Sun., Aug. 11	19-35	L	Oakland Raiders	Frank Youell Field	9,655	68°	Wood	Davidson
Sat., Aug. 17*	31-25	W	San Diego Chargers	Univ. of Denver Stadium	11,135	65°	Tripucka	Hadl
Fri., Aug. 23*	16-30	L	Kansas City Chiefs	Municipal Stadium	6,865	92°	Shaw	Dawson
Sat., Aug. 31*	14-21	L	Buffalo Bills	Winston-Salem, N.C.	7,000	78°	Tripucka	Kemp
	107-121				46,100			

REGULAR SEASON (2-11-1 overall / 4th AFL West / 2-5 home / 0-6-1 away)

Day/Date	Score	W/L	Opponent	Location	Attend.	Temp.	Den. QB	Opp. QB
Sat., Sept. 7*	7-59	L	Kansas City Chiefs	Univ. of Denver Stadium	21,115	70°	Tripucka	Dawson
Sat., Sept. 14*	14-20	L	Houston Oilers	Jeppesen Stadium	23,147	78°	Tripucka	Blanda
Sun., Sept. 29	14-10	W	Boston Patriots	Bears Stadium	18,636	76°	Slaughter	Parilli
Sun., Oct. 6	50-34	W	San Diego Chargers	Bears Stadium	18,428	80°	McCormick	Rote
Sun., Oct. 13	24-33	L	Houston Oilers	Bears Stadium	24,087	77°	McCormick	Blanda
Fri., Oct. 18*	21-40	L	Boston Patriots	Fenway Park	25,418	64°	Slaughter	Parilli
Sat., Oct. 26*	35-35	T	New York Jets	Polo Grounds	20,377	69°	Slaughter	Wood
Sun., Nov. 3	28-30	L	Buffalo Bills	Bears Stadium	19,424	51°	Slaughter	Kemp
Sat., Nov. 9*	17-27	L	Buffalo Bills	War Memorial Stadium	30,989	46°	Breaux	Kemp
Sun., Nov. 17	9-14	L	New York Jets	Bears Stadium	14,247	36°	Slaughter	Wood
Thu., Nov. 28	10-26	L	Oakland Raiders	Bears Stadium	14,763	40°	McCormick	Flores
Sun., Dec. 8	21-52	L	Kansas City Chiefs	Municipal Stadium	17,443	36°	Slaughter	Dawson
Sun., Dec. 15	31-35	L	Oakland Raiders	Frank Youell Field	15,223	44°	Slaughter	Flores
Sun., Dec. 22	20-58	L	San Diego Chargers	Balboa Stadium	31,312	69°	Breaux	Rote
(Bye Sept. 22)	301-473				298,213			

1964

HEAD COACH: Jack Faulkner (4 games) & Mac Speedie (10 games)

PRESEASON (2-3)

Day/Date	Score	W/L	Opponent	Location	Attend.	Temp.	Den. QB	Opp. QB
Sat., Aug. 8*	20-34	L	San Diego Chargers	Balboa Stadium	26,293	72°	Slaughter	Rote
Fri., Aug. 14*	7-20	L	Oakland Raiders	Bears Stadium	13,545	78°	McCormick	Davidson
Thu., Aug. 20*	32-20	W	Houston Oilers	Jeppesen Stadium	32,127	80°	Lee	Blanda
Fri., Aug. 28*	10-14	L	Kansas City Chiefs	Farrington Field, Fort Worth, Texas	19,500	88°	Lee	Wilson
Sat., Sept. 5*	27-17	W	Boston Patriots	Univ. of Denver Stadium	20,568	76°	Lee	Parilli
	96-105				112,033			

REGULAR SEASON (2-11-1 overall / 4th AFL West / 2-4-1 home / 0-7 away)

Day/Date	Score	W/L	Opponent	Location	Attend.	Temp.	Den. QB	Opp. QB
Sat., Sept. 12*	6-30	L	New York Jets	Shea Stadium	45,665	64°	Lee	Wood
Sun., Sept. 20	13-30	L	Buffalo Bills	War Memorial Stadium	28,501	65°	Lee	Kemp
Sun., Sept. 27	17-38	L	Houston Oilers	Bears Stadium	22,651	63°	Lee	Blanda
Sun., Oct. 4	10-39	L	Boston Patriots	Bears Stadium	15,485	59°	Lee	Parilli
— Jack Faulkner out, Mac Speedie in as head coach —								
Sun., Oct. 11	33-27	W	Kansas City Chiefs	Bears Stadium	16,285	54°	Lee	Dawson
Sun., Oct. 18	14-42	L	San Diego Chargers	Balboa Stadium	23,332	73°	Lee	Hadl
Sun., Oct. 25	7-40	L	Oakland Raiders	Frank Youell Field	17,858	54°	Lee	Davidson
Sun., Nov. 1	39-49	L	Kansas City Chiefs	Municipal Stadium	15,053	73°	Slaughter	Dawson
Sun., Nov. 8	20-31	L	San Diego Chargers	Bears Stadium	19,670	73°	Lee	Hadl
Sun., Nov. 15	20-16	W	New York Jets	Bears Stadium	11,309	25°	Lee	Wood
Fri., Nov. 20*	7-12	L	Boston Patriots	Fenway Park	24,979	52°	Lee	Parilli
Sun., Nov. 29	20-20	T	Oakland Raiders	Bears Stadium	15,958	35°	Slaughter	Flores
Sun., Dec. 13	19-30	L	Buffalo Bills	Bears Stadium	14,431	38°	Slaughter	Lamonica
Sun., Dec. 20	15-34	L	Houston Oilers	Jeppesen Stadium	15,839	52°	Slaughter	Blanda
(Bye Dec. 6)	240-438				285,003			

1965

HEAD COACH: Mac Speedie

PRESEASON (1-4)

Day/Date	Score	W/L	Opponent	Location	Attend.	Temp.	Den. QB	Opp. QB
Sat., Aug. 7*	24-30	L	Kansas City Chiefs	Univ. of Denver Stadium	17,707	77°	Slaughter	Dawson
Sat., Aug. 14*	27-17	W	Oakland Raiders	Univ. of Utah Stadium, S.L.C., Utah	18,000	68°	McCormick	Flores
Sat., Aug. 21*	6-21	L	San Diego Chargers	Univ. of Denver Stadium	18,913	62°	Lee	Breaux
Sat., Aug. 28*	3-25	L	Houston Oilers	Alamo Stadium, San Antonio, Texas	12,666	88°	Slaughter	Trull
Sat., Sept. 4*	20-30	L	Oakland Raiders	Hughes Stadium, Sacramento, Calif.	14,550	70°	McCormick	Flores
	80-123				81,836			

REGULAR SEASON (4-10 overall / 4th AFL West / 2-5 home / 2-5 away)

Day/Date	Score	W/L	Opponent	Location	Attend.	Temp.	Den. QB	Opp. QB
Sat., Sept. 11*	31-34	L	San Diego Chargers	Balboa Stadium	27,022	65°	Slaughter	Hadl
Sun., Sept. 19	15-30	L	Buffalo Bills	Bears Stadium	30,682	46°	Slaughter	Kemp
Fri., Sept. 24*	27-10	W	Boston Patriots	Fenway Park	26,782	69°	Slaughter	Parilli

Sun., Oct. 3	16-13	W	New York Jets	Bears Stadium	34,988	83°	McCormick	Namath
Sun., Oct. 10	23-31	L	Kansas City Chiefs	Bears Stadium	31,001	79°	Slaughter	Beathard
Sun., Oct. 17	28-17	W	Houston Oilers	Bears Stadium	32,492	56°	McCormick	Blanda
Sun., Oct. 24	13-31	L	Buffalo Bills	War Memorial Stadium	45,046	40°	McCormick	Kemp
Sun., Oct. 31	10-45	L	New York Jets	Shea Stadium	53,717	72°	Slaughter	Taliaferro
Sun., Nov. 7	21-35	L	San Diego Chargers	Bears Stadium	33,073	63°	Slaughter	Hadl
Sun., Nov. 14	31-21	W	Houston Oilers	Rice Stadium	28,126	76°	McCormick	Blanda
Sun., Nov. 21	20-28	L	Oakland Raiders	Bears Stadium	30,369	52°	McCormick	Flores
Sun., Dec. 5	13-24	L	Oakland Raiders	Frank Youell Field	19,023	51°	Slaughter	Flores
Sun., Dec. 12	20-28	L	Boston Patriots	Bears Stadium	27,207	48°	Lee	Parilli
Sun., Dec. 19	35-45	L	Kansas City Chiefs	Municipal Stadium	14,421	44°	McCormick	Dawson
(Bye Nov. 28)	303-392				435,778			

1966

HEAD COACH: Mac Speedie (2 games) & Ray Malavasi (12 games)

PRESEASON (1-3)

Day/Date	Score	W/L	Opponent	Location	Attend.	Temp.	Den. QB	Opp. QB
Sat., Aug. 6*	30-32	L	Kansas City Chiefs	Univ. of Denver Stadium	17,771	80°	Slaughter	Dawson
Fri., Aug. 12*	3-25	L	Buffalo Bills	War Memorial Stadium	30,476	63°	Slaughter	Lamonica
Wed., Aug. 24*	28-16	W	Miami Dolphins	Memphis, Tenn.	18,442	68°	McCormick	Wilson, E.
Sun., Aug. 28	21-52	L	Oakland Raiders	Bears Stadium	14,074	84°	McCormick	Davidson
	82-126				80,763			

REGULAR SEASON (4-10 overall / 4th AFL West / 3-4 home / 1-6 away)

Day/Date	Score	W/L	Opponent	Location	Attend.	Temp.	Den. QB	Opp. QB
Sat., Sept. 3*	7-45	L	Houston Oilers	Rice Stadium	30,156	85°	Slaughter	Blanda
Sun., Sept. 18	10-24	L	Boston Patriots	Bears Stadium	25,337	70°	McCormick	Parilli
			— Mac Speedie out, Ray Malavasi in as head coach —					
Sun., Sept. 25	7-16	L	New York Jets	Bears Stadium	29,878	77°	McCormick	Namath
Sun., Oct. 2	40-38	W	Houston Oilers	Bears Stadium	27,203	77°	McCormick	Blanda
Sat., Oct. 8*	10-37	L	Kansas City Chiefs	Municipal Stadium	33,929	71°	McCormick	Dawson
Sun., Oct. 16	7-24	L	Miami Dolphins	Orange Bowl	23,393	82°	McCormick	Wilson
Sun., Oct. 23	10-56	L	Kansas City Chiefs	Bears Stadium	26,196	58°	Choboian	Dawson
Sun., Oct. 30	17-24	L	San Diego Chargers	Balboa Stadium	25,819	71°	Choboian	Hadl
Sun., Nov. 6	17-10	W	Boston Patriots	Fenway Park	18,154	42°	Choboian	Parilli
Sun., Nov. 20	3-17	L	Oakland Raiders	Bears Stadium	26,703	65°	Choboian	Flores
Sun., Nov. 27	20-17	W	San Diego Chargers	Bears Stadium	24,860	45°	Choboian	Tensi
Sun., Dec. 4	17-7	W	Miami Dolphins	Bears Stadium	32,592	49°	Choboian	Wood
Sun., Dec. 11	10-28	L	Oakland Raiders	Oakland-Alameda County Coliseum	31,765	55°	Choboian	Flores
Sun., Dec. 18	21-38	L	Buffalo Bills	War Memorial Stadium	40,538	39°	Glacken	Kemp
(Bye Sept. 11 & Nov. 13)	196-381				395,997			

1967

HEAD COACH: Lou Saban

PRESEASON (3-1)

Day/Date	Score	W/L	Opponent	Location	Attend.	Temp.	Den. QB	Opp. QB
Sat., July 29*	2-19	L	Miami Dolphins	Rubber Bowl, Akron, Ohio	7,000	73°	Kent	Norton
Sat., Aug. 5*	13-7	W	Detroit Lions (NFL)	Univ. of Denver Stadium	21,228	75°	Glacken	Sweetan
Fri., Aug. 18*	14-3	W	Minnesota Vikings (NFL)	Univ. of Denver Stadium	31,850	64°	Choboian	VanderKellen
Sun., Aug. 27	21-17	W	Oakland Raiders	North Platte, Neb.	6,500	88°	Tensi	Lamonica
	50-46				66,578			

REGULAR SEASON (3-11 overall / 4th AFL West / 1-6 home / 2-5 away)

Day/Date	Score	W/L	Opponent	Location	Attend.	Temp.	Den. QB	Opp. QB
Sun., Sept. 3	26-21	W	Boston Patriots	Bears Stadium	35,488	82°	Tensi	Parilli
Sun., Sept. 10	0-51	L	Oakland Raiders	Oakland-Alameda County Coliseum	25,423	73°	Tensi	Lamonica
Sun., Sept. 17	21-35	L	Miami Dolphins	Orange Bowl	29,381	86°	Tensi	Stofa
Sun., Sept. 24	24-38	L	New York Jets	Bears Stadium	35,365	84°	Tensi	Namath
Sun., Oct. 1	6-10	L	Houston Oilers	Rice Stadium	21,798	80°	Tensi	Davis
Sun., Oct. 8	16-17	L	Buffalo Bills	Bears Stadium	35,188	68°	Leclair	Kemp
Sun., Oct. 22	21-38	L	San Diego Chargers	Bears Stadium	34,464	72°	Tensi	Hadl
Sun., Oct. 29	9-52	L	Kansas City Chiefs	Municipal Stadium	44,002	64°	Tensi	Dawson
Sun., Nov. 5	17-21	L	Oakland Raiders	Bears Stadium	29,043	39°	Tensi	Lamonica
Sun., Nov. 12	18-20	L	Houston Oilers	Bears Stadium	30,392	61°	Leclair	Beathard
Sun., Nov. 19	21-20	W	Buffalo Bills	War Memorial Stadium	30,891	33°	Tensi	Kemp
Thu., Nov. 23*	20-24	L	San Diego Chargers	San Diego Stadium	34,586	70°	Tensi	Hadl
Sun., Dec. 3	33-24	W	New York Jets	Shea Stadium	61,615	51°	Tensi	Namath
Sun., Dec. 17	24-38	L	Kansas City Chiefs	Bears Stadium	31,660	41°	Tensi	Dawson
(Bye Oct. 15 & Dec. 10)	256-409				479,497			

1968

HEAD COACH: Lou Saban

PRESEASON (1-4)

Day/Date	Score	W/L	Opponent	Location	Attend.	Temp.	Den. QB	Opp. QB
Sat., Aug. 10*	15-13	W	Cincinnati Bengals	Univ. of Denver Stadium	13,841	55°	Tensi	Stofa
Sat., Aug. 17*	16-39	L	Minnesota Vikings (NFL)	Univ. of Denver Stadium	20,901	77°	Tensi	Cuozzo
Fri., Aug. 23*	6-22	L	San Francisco 49ers (NFL)	Univ. of Denver Stadium	22,254	72°	Tensi	Brodie
Fri., Aug. 30*	3-6	L	San Diego Chargers	Alamo Stadium, San Antonio, Texas	10,328	82°	Leclair	Hadl
Sat., Sept. 7*	7-23	L	Oakland Raiders	Portland, Ore.	18,031	74°	McCormick	Lamonica
	47-103				85,355			

REGULAR SEASON (5-9 overall / 4th AFL West / 3-4 home / 2-5 away)

Day/Date	Score	W/L	Opponent	Location	Attend.	Temp.	Den. QB	Opp. QB
Sun., Sept. 15	10-24	L	Cincinnati Bengals	Nippert Stadium	25,049	83°	McCormick	Stofa
Sun., Sept. 22	2-34	L	Kansas City Chiefs	Municipal Stadium	45,821	80°	Leclair	Dawson
Sun., Sept. 29	17-20	L	Boston Patriots	Bears Stadium	37,024	60°	Leclair	Taliaferro

Sun., Oct. 6	10-7	W	Cincinnati Bengals	Bears Stadium	41,257	72°	Briscoe	Stofa
Sun., Oct. 13	21-13	W	New York Jets	Shea Stadium	62,052	70°	Tensi	Namath
Sun., Oct. 20	24-55	L	San Diego Chargers	San Diego Stadium	42,953	73°	Tensi	Hadl
Sun., Oct. 27	21-14	W	Miami Dolphins	Bears Stadium	44,115	56°	Tensi	Griese
Sun., Nov. 3	35-14	W	Boston Patriots	Fenway Park	18,304	58°	Tensi	Taliaferro
Sun., Nov. 10	7-43	L	Oakland Raiders	Bears Stadium	50,002	38°	Tensi	Blanda
Sun., Nov. 17	17-38	L	Houston Oilers	Astrodome	36,075	Ind.	Tensi	Beathard
Sun., Nov. 24	34-32	W	Buffalo Bills	Bears Stadium	35,201	50°	Briscoe	Rutkowski
Sun., Dec. 1	23-47	L	San Diego Chargers	Bears Stadium	35,212	40°	Briscoe	Hadl
Sun., Dec. 8	27-33	L	Oakland Raiders	Oakland-Alameda County Coliseum	47,754	54°	Briscoe	Lamonica
Sat., Dec. 14	7-30	L	Kansas City Chiefs	Bears Stadium	38,463	51°	Briscoe	Dawson
(Bye Sept. 8)	255-404				559,382			

1969

HEAD COACH: Lou Saban

PRESEASON (1-4)

Day/Date	Score	W/L	Opponent	Location	Attend.	Temp.	Den. QB	Opp. QB
Sat., Aug. 9*	6-26	L	Minnesota Vikings (NFL)	Metropolitan Stadium	45,916	81°	Tensi	Kapp
Sat., Aug. 16*	22-28	L	New Orleans Saints (NFL)	Mile High Stadium	28,356	76°	Liske	Kilmer
Sat., Aug. 23*	19-15	W	San Francisco 49ers (NFL)	Mile High Stadium	33,161	75°	Tensi	Brodie
Sat., Aug. 31	10-26	L	Boston Patriots	Jacksonville, Fla.	18,375	87°	Tensi	Taliaferro
Sat., Sept. 6*	11-13	L	Cincinnati Bengals	Nippert Stadium	24,020	80°	Tensi	Cook
	68-108				149,828			

REGULAR SEASON (5-8-1 overall / 4th AFL West / 4-2-1 home / 1-6 away)

Day/Date	Score	W/L	Opponent	Location	Attend.	Temp.	Den. QB	Opp. QB
Sun., Sept. 14	35-7	W	Boston Patriots	Mile High Stadium	43,482	79°	Tensi	Taliaferro
Sun., Sept. 21	21-19	W	New York Jets	Mile High Stadium	50,583	76°	Tensi	Namath
Sun., Sept. 28	28-41	L	Buffalo Bills	War Memorial Stadium	40,302	57°	Liske	Kemp
Sun., Oct. 5	13-26	L	Kansas City Chiefs	Mile High Stadium	50,564	40°	Tensi	Livingston
Sun., Oct. 12	14-24	L	Oakland Raiders	Mile High Stadium	49,511	22°	Tensi	Lamonica
Sun., Oct. 19	30-23	W	Cincinnati Bengals	Nippert Stadium	27,920	70°	Tensi	Wyche
Sun., Oct. 26	21-24	L	Houston Oilers	Astrodome	45,348	Ind.	Tensi	Beathard
Sun., Nov. 2	13-0	W	San Diego Chargers	Mile High Stadium	45,511	32°	Tensi	Hadl
Sun., Nov. 9	10-41	L	Oakland Raiders	Oakland-Alameda County Coliseum	54,416	69°	Tensi	Lamonica
Sun., Nov. 16	20-20	T	Houston Oilers	Mile High Stadium	45,002	57°	Tensi	Trull
Sun., Nov. 23	24-45	L	San Diego Chargers	San Diego Stadium	34,664	75°	Tensi	Domres
Thu., Nov. 27	17-31	L	Kansas City Chiefs	Municipal Stadium	48,773	37°	Tensi	Dawson
Sun., Dec. 7	24-27	L	Miami Dolphins	Orange Bowl	25,332	75°	Tensi	Norton
Sun., Dec. 14	27-16	W	Cincinnati Bengals	Mile High Stadium	42,198	64°	Liske	Cook
	297-344				603,606			

1970

HEAD COACH: Lou Saban

PRESEASON (3-2)

Day/Date	Score	W/L	Opponent	Location	Attend.	Temp.	Den. QB	Opp. QB
Sat., Aug. 15*	26-16	W	St. Louis Cardinals	Mile High Stadium	36,327	68°	Liske	Hart
Sat., Aug. 22*	7-24	L	Baltimore Colts	Mile High Stadium	42,499	76°	Liske	Unitas
Sat., Aug. 29*	7-23	L	San Francisco 49ers	Autzen Stadium, Eugene, Ore.	26,238	70°	Liske	Brodie
Sat., Sept. 5*	30-17	W	Chicago Bears	Mile High Stadium	42,373	71°	Liske	Douglas
Fri., Sept. 11*	16-14	W	Boston Patriots	Ute Stadium, Salt Lake City, Utah	17,832	79°	Liske	Taliaferro
	86-94				165,269			

REGULAR SEASON (5-8-1 overall / 4th AFC West (1-4-1 Div.) / 3-3-1 home / 2-5 away)

Day/Date	Score	W/L	Opponent	Location	Attend.	Temp.	Den. QB	Opp. QB
Sun., Sept. 20	25-10	W	Buffalo Bills	War Memorial Stadium	34,882	75°	Liske	Darragh
Sun., Sept. 27	16-13	W	Pittsburgh Steelers	Mile High Stadium	50,705	64°	Liske	Bradshaw
Sun., Oct. 4	26-13	W	Kansas City Chiefs	Mile High Stadium	50,705	79°	Liske	Dawson
Sun., Oct. 11	23-35	L	Oakland Raiders	Oakland-Alameda County Coliseum	54,436	62°	Liske	Lamonica
Sun., Oct. 18	24-10	W	Atlanta Falcons	Mile High Stadium	50,705	61°	Liske	Berry
Sun., Oct. 25	14-19	L	San Francisco 49ers	Kezar Stadium	39,515	58°	Liske	Brodie
Sun., Nov. 1	3-19	L	Washington Redskins	Mile High Stadium	50,705	40°	Liske	Jurgensen
Sun., Nov. 8	21-24	L	San Diego Chargers	San Diego Stadium	48,327	70°	Tensi	Hadl
Sun., Nov. 15	19-24	L	Oakland Raiders	Mile High Stadium	50,959	50°	Tensi	Lamonica
Sun., Nov. 22	31-6	W	New Orleans Saints	Tulane Stadium	66,837	72°	Liske	Kilmer
Sun., Nov. 29	21-31	L	Houston Oilers	Astrodome	35,733	Ind.	Liske	Johnson, C.
Sun., Dec. 6	0-16	L	Kansas City Chiefs	Municipal Stadium	50,454	38°	Pastrana	Dawson
Sun., Dec. 13	17-17	T	San Diego Chargers	Mile High Stadium	50,959	48°	Pastrana	Hadl
Sun., Dec. 20	13-27	L	Cleveland Browns	Mile High Stadium	51,001	40°	Pastrana	Nelsen
	253-264				685,923			

1971

HEAD COACH: Lou Saban (9 games) & Jerry Smith (5 games)

PRESEASON (1-4)

Day/Date	Score	W/L	Opponent	Location	Attend.	Temp.	Den. QB	Opp. QB
Sat., Aug. 14*	13-17	L	Washington Redskins	Mile High Stadium	42,561	69°	Horn	Jurgensen
Sat., Aug. 21*	10-27	L	Atlanta Falcons	Memorial Stadium, Memphis, Tenn.	22,474	85°	Horn	Berry
Sat., Aug. 28*	17-33	L	San Francisco 49ers	Joe Albi Stadium, Spokane, Wash.	33,184	80°	Horn	Spurrier
Sat., Sept. 4*	14-7	W	Minnesota Vikings	Mile High Stadium	43,000	63°	Horn	Snead
Sun., Sept. 12*	17-33	L	Chicago Bears	Soldier Field	47,215	64°	Horn	Concannon
	71-117				188,434			

REGULAR SEASON (4-9-1 overall / 4th AFC West (1-5 Div.) / 2-4-1 home / 2-5 away)

Day/Date	Score	W/L	Opponent	Location	Attend.	Temp.	Den. QB	Opp. QB
Sun., Sept. 19	10-10	T	Miami Dolphins	Mile High Stadium	51,228	49°	Horn	Griese
Sun., Sept. 26	13-34	L	Green Bay Packers	Milwaukee County Stadium	47,957	59°	Horn	Hunter
Sun., Oct. 3	3-16	L	Kansas City Chiefs	Mile High Stadium	51,200	64°	Horn	Dawson
Sun., Oct. 10	16-27	L	Oakland Raiders	Mile High Stadium	51,200	82°	Horn	Lamonica

Sun., Oct. 17	20-16	W	San Diego Chargers	Mile High Stadium	51,200	62°	Horn	Hadl
Sun., Oct. 24	27-0	W	Cleveland Browns	Cleveland Stadium	75,674	60°	Horn	Nelsen
Sun., Oct. 31	16-17	L	Philadelphia Eagles	Veterans Stadium	65,358	63°	Horn	Arrington
Sun., Nov. 7	20-24	L	Detroit Lions	Mile High Stadium	51,200	58°	Horn	Landry
Sun., Nov. 14	10-24	L	Cincinnati Bengals	Mile High Stadium	51,200	56°	Horn	Carter
			— Lou Saban out, Jerry Smith in as head coach —					
Sun., Nov. 21	10-28	L	Kansas City Chiefs	Municipal Stadium	49,945	41°	Ramsey	Dawson
Sun., Nov. 28	22-10	W	Pittsburgh Steelers	Three Rivers Stadium	39,710	42°	Ramsey	Bradshaw
Sun., Dec. 5	6-3	W	Chicago Bears	Mile High Stadium	51,200	50°	Ramsey	Douglass
Sun., Dec. 12	17-45	L	San Diego Chargers	San Diego Stadium	44,347	63°	Ramsey	Hadl
Sun., Dec. 19	13-21	L	Oakland Raiders	Oakland-Alameda County Coliseum	54,651	48°	Ramsey	Lamonica
	203-275				736,042			

1972

HEAD COACH: John Ralston

PRESEASON (2-3)

Day/Date	Score	W/L	Opponent	Location	Attend.	Temp.	Den. QB	Opp. QB
Fri., Aug. 11*	0-41	L	Washington Redskins	RFK Stadium	46,043	75°	Horn	Kilmer
Sat., Aug. 19*	13-17	L	St. Louis Cardinals	Busch Stadium	34,506	87°	Ramsey	Cuozzo
Sun., Aug. 27	27-24	W	San Francisco 49ers	Candlestick Park	58,115	69°	Johnson	Brodie
Sat., Sept. 2*	49-24	W	New England Patriots	Mile High Stadium	37,128	64°	Ramsey	Plunkett
Sun., Sept. 10	13-20	L	Baltimore Colts	Mile High Stadium	49,605	80°	Johnson	Unitas
	102-126				225,397			

REGULAR SEASON (5-9 overall / 3rd AFC West (2-4 Div.) / 3-4 home / 2-5 away)

Day/Date	Score	W/L	Opponent	Location	Attend.	Temp.	Den. QB	Opp. QB
Sun., Sept. 17	30-17	W	Houston Oilers	Mile High Stadium	51,656	84°	Ramsey	Pastorini
Sun., Sept. 24	14-37	L	San Diego Chargers	San Diego Stadium	49,048	70°	Ramsey	Hadl
Sun., Oct. 1	24-45	L	Kansas City Chiefs	Mile High Stadium	51,656	80°	Ramsey	Dawson
Sun., Oct. 8	10-21	L	Cincinnati Bengals	Riverfront Stadium	55,812	67°	Ramsey	Anderson
Sun., Oct. 15	20-23	L	Minnesota Vikings	Mile High Stadium	51,656	79°	Ramsey	Tarkenton
Sun., Oct. 22	30-23	W	Oakland Raiders	Oakland-Alameda County Coliseum	53,551	59°	Johnson	Lamonica
Sun., Oct. 29	20-27	L	Cleveland Browns	Mile High Stadium	51,656	37°	Johnson	Phipps
Sun., Nov. 5	17-29	L	New York Giants	Yankee Stadium	62,689	44°	Johnson	Snead
Sun., Nov. 12	16-10	W	Los Angeles Rams	L.A. Coliseum	65,398	68°	Johnson	Gabriel
Sun., Nov. 19	20-37	L	Oakland Raiders	Mile High Stadium	51,656	43°	Johnson	Lamonica
Sun., Nov. 26	20-23	L	Atlanta Falcons	Atlanta Stadium	58,850	43°	Johnson	Berry
Sun., Dec. 3	21-24	L	Kansas City Chiefs	Arrowhead Stadium	66,725	20°	Johnson	Dawson
Sun., Dec. 10	38-13	W	San Diego Chargers	Mile High Stadium	51,478	9°	Johnson	Hadl
Sun., Dec. 17	45-21	W	New England Patriots	Mile High Stadium	51,656	47°	Johnson	Plunkett
	325-350				773,487			

1973

HEAD COACH: John Ralston

PRESEASON (2-3)

Day/Date	Score	W/L	Opponent	Location	Attend.	Temp.	Den. QB	Opp. QB
Fri., Aug. 10*	10-14	L	Washington Redskins	RFK Stadium	38,923	87°	Johnson	Kilmer
Sat., Aug. 18*	38-17	W	St. Louis Cardinals	Mile High Stadium	39,088	82°	Ernst	Hart
Sun., Aug. 26	7-43	L	San Francisco 49ers	Candlestick Park	59,097	66°	Ramsey	Spurrier
Fri., Aug. 31*	16-14	W	Buffalo Bills	Mile High Stadium	42,336	71°	Johnson	Ferguson
Sun., Sept. 9	10-17	L	Baltimore Colts	Mile High Stadium	41,860	68°	Johnson	Domres
	81-105				221,315			

REGULAR SEASON (7-5-2 overall / 3rd AFC West (3-2-1 Div.) / 3-3-1 home / 4-2-1 away)

Day/Date	Score	W/L	Opponent	Location	Attend.	Temp.	Den. QB	Opp. QB
Sun., Sept. 16	28-10	W	Cincinnati Bengals	Mile High Stadium	49,059	45°	Johnson	Anderson
Sun., Sept. 23	34-36	L	San Francisco 49ers	Mile High Stadium	51,706	82°	Johnson	Brodie
Sun., Sept. 30	14-33	L	Chicago Bears	Mile High Stadium	51,159	74°	Johnson	Douglass
Sun., Oct. 7	14-16	L	Kansas City Chiefs	Arrowhead Stadium	71,414	72°	Johnson	Dawson
Sun., Oct. 14	48-20	W	Houston Oilers	Astrodome	32,801	Ind.	Johnson	Pastorini
Mon., Oct. 22*	23-23	T	Oakland Raiders	Mile High Stadium	51,270	65°	Johnson	Stabler
Sun., Oct. 28	40-28	W	New York Jets	Shea Stadium	55,108	54°	Johnson	Demory
Sun., Nov. 4	17-17	T	St. Louis Cardinals	Busch Stadium	46,565	48°	Johnson	Hart
Sun., Nov. 11	30-19	W	San Diego Chargers	Mile High Stadium	51,034	73°	Johnson	Clark, W.
Sun., Nov. 18	23-13	W	Pittsburgh Steelers	Three Rivers Stadium	48,580	43°	Johnson	Hanratty
Sun., Nov. 25	14-10	W	Kansas City Chiefs	Mile High Stadium	51,331	45°	Johnson	Livingston
Sun., Dec. 2	10-22	L	Dallas Cowboys	Mile High Stadium	51,508	54°	Johnson	Staubach
Sun., Dec. 9	42-28	W	San Diego Chargers	San Diego Stadium	44,954	78°	Johnson	Fouts
Sun., Dec. 16	17-21	L	Oakland Raiders	Oakland-Alameda County Coliseum	51,910	49°	Johnson	Stabler
	354-296				708,399			

1974

HEAD COACH: John Ralston

PRESEASON (4-2)

Day/Date	Score	W/L	Opponent	Location	Attend.	Temp.	Den. QB	Opp. QB
Sat., Aug. 3*	19-41	L	New York Jets	Mile High Stadium	27,599	73°	Hufnagel	Jones, J.
Sat., Aug. 10*	27-21	W	Minnesota Vikings	Mile High Stadium	23,822	71°	Hufnagel	Kaye
Sun., Aug. 18	10-3	W	San Francisco 49ers	Candlestick Park	29,908	66°	Hufnagel	Owen
Sat., Aug. 24*	31-21	W	Green Bay Packers	Lambeau Field	56,257	61°	Johnson	Tagge
Sat., Aug. 31*	27-21	W	New England Patriots	Joe Albi Stadium, Spokane, Wash.	18,000	78°	Johnson	Plunkett
Sun., Sept. 8*	14-20	L	Atlanta Falcons	Mile High Stadium	43,253	78°	Johnson	Lee
	128-127				198,839			

REGULAR SEASON (7-6-1 overall / 2nd AFC West (3-3 Div.) / 3-3-1 home / 4-3 away)

Day/Date	Score	W/L	Opponent	Location	Attend.	Temp.	Den. QB	Opp. QB
Sun., Sept. 15	10-17	L	Los Angeles Rams	Mile High Stadium	56,981	65°	Johnson	Hadl
Sun., Sept. 22	35-35	T	Pittsburgh Steelers (OT)	Mile High Stadium	50,858	74°	Johnson	Gilliam
Mon., Sept. 30*	3-30	L	Washington Redskins	RFK Stadium	54,395	67°	Johnson	Kilmer

Sun., Oct. 6	17-14	W	Kansas City Chiefs	Arrowhead Stadium	67,298	52°	Johnson	Livingston
Sun., Oct. 13	33-17	W	New Orleans Saints	Mile High Stadium	50,751	66°	Ramsey	Manning, A.
Sun., Oct. 20	27-7	W	San Diego Chargers	Mile High Stadium	50,748	75°	Johnson	Fouts
Sun., Oct. 27	21-23	L	Cleveland Browns	Cleveland Stadium	60,478	61°	Johnson	Phipps
Sun., Nov. 3	17-28	L	Oakland Raiders	Mile High Stadium	45,766	33°	Johnson	Stabler
Sun., Nov. 10	17-6	W	Baltimore Colts	Memorial Stadium	32,244	58°	Johnson	Domres
Mon., Nov. 18*	34-42	L	Kansas City Chiefs	Mile High Stadium	50,236	50°	Johnson	Dawson
Sun., Nov. 24	20-17	W	Oakland Raiders	Oakland-Alameda County Coliseum	51,224	62°	Johnson	Stabler
Thu., Nov. 28	31-27	W	Detroit Lions	Tiger Stadium	51,157	34°	Johnson	Landry
Sun., Dec. 8	37-14	W	Houston Oilers	Mile High Stadium	46,942	36°	Johnson	Pastorini
Sun., Dec. 15	0-17	L	San Diego Chargers	San Diego Stadium	35,756	70°	Ramsey	Freitas
	302-294				704,834			

1975

HEAD COACH: John Ralston

PRESEASON (3-3)

Day/Date	Score	W/L	Opponent	Location	Attend.	Temp.	Den. QB	Opp. QB
Sat., Aug. 9*	20-23	L	Baltimore Colts	Mile High Stadium	35,269	86°	Hufnagel	Jones, B.
Sat., Aug. 16*	21-24	L	New Orleans Saints	Superdome	40,089	Ind.	Ramsey	Manning, A.
Sat., Aug. 23*	27-21	W	Houston Oilers	Mile High Stadium	33,813	83°	Hufnagel	Dickey
Sat., Aug. 30*	13-0	W	Chicago Bears	Soldier Field	30,128	68°	Ramsey	Douglass
Sun., Sept. 7	10-44	L	San Francisco 49ers	Candlestick Park	45,686	62°	Johnson	Snead
Sun., Sept. 14	21-17	W	St. Louis Cardinals	Mile High Stadium	45,631	73°	Johnson	Hart
	112-129				230,616			

REGULAR SEASON (6-8 overall / 2nd AFC West (3-3 Div.) / 5-2 home / 1-6 away)

Day/Date	Score	W/L	Opponent	Location	Attend.	Temp.	Den. QB	Opp. QB
Sun., Sept. 21	37-33	W	Kansas City Chiefs	Mile High Stadium	51,858	58°	Johnson	Livingston
Mon., Sept. 29*	23-13	W	Green Bay Packers	Mile High Stadium	52,491	64°	Johnson	Hadl
Sun., Oct. 5	14-38	L	Buffalo Bills	Rich Stadium	79,798	70°	Johnson	Ferguson
Sun., Oct. 12	9-20	L	Pittsburgh Steelers	Three Rivers Stadium	49,164	56°	Johnson	Bradshaw
Sun., Oct. 19	16-15	W	Cleveland Browns	Mile High Stadium	52,540	77°	Johnson	Phipps
Sun., Oct. 26	13-26	L	Kansas City Chiefs	Arrowhead Stadium	70,043	55°	Johnson	Livingston
Sun., Nov. 2	17-42	L	Oakland Raiders	Mile High Stadium	52,330	62°	Ramsey	Stabler
Sun., Nov. 9	16-17	L	Cincinnati Bengals	Mile High Stadium	49,702	36°	Ramsey	Anderson
Sun., Nov. 16	27-17	W	San Diego Chargers	San Diego Stadium	26,048	70°	Ramsey	Fouts
Sun., Nov. 23	21-35	L	Atlanta Falcons	Atlanta-Fulton County Stadium	28,686	39°	Ramsey	Bartkowski
Sun., Nov. 30	13-10	W	San Diego Chargers (OT)	Mile High Stadium	44,982	33°	Ramsey	Freitas
Mon., Dec. 8*	10-17	L	Oakland Raiders	Oakland-Alameda County Coliseum	51,075	57°	Hufnagel	Stabler
Sun., Dec. 14	25-10	W	Philadelphia Eagles	Mile High Stadium	36,860	18°	Ramsey	Boryla
Sat., Dec. 20	13-14	L	Miami Dolphins	Orange Bowl	43,064	75°	Ramsey	Strock
	254-307				688,641			

1976

HEAD COACH: John Ralston

PRESEASON (5-2)

Day/Date	Score	W/L	Opponent	Location	Attend.	Temp.	Den. QB	Opp. QB
Sat., July 24	10-7	W	Detroit Lions	Fawcett Stadium	17,639	78°	Ramsey	Reed
				(Canton, Ohio; Hall of Fame Game)				
Sat., July 31*	14-15	L	Chicago Bears	Mile High Stadium	22,495	73°	Hufnagel	Avellini
Sun., Aug. 8	7-17	L	San Francisco 49ers	Candlestick Park	40,052	65°	Ramsey	Bull
Sat., Aug. 14*	13-9	W	Dallas Cowboys	Texas Stadium	54,567	97°	Ramsey	Staubach
Sat., Aug. 21*	52-7	W	Seattle Seahawks	Mile High Stadium	22,887	84°	Ramsey	Zorn
Sat., Aug. 28*	21-17	W	St. Louis Cardinals	Busch Stadium	39,808	85°	Ramsey	Hart
Sun., Sept. 5	30-17	W	Minnesota Vikings	Mile High Stadium	52,129	87°	Ramsey	Tarkenton
	146-89				249,577			

REGULAR SEASON (9-5 overall / 2nd AFC West (5-2 Div.) / 6-1 home / 3-4 away)

Day/Date	Score	W/L	Opponent	Location	Attend.	Temp.	Den. QB	Opp. QB
Sun., Sept. 12	7-17	L	Cincinnati Bengals	Riverfront Stadium	53,464	73°	Ramsey	Anderson
Sun., Sept. 19	46-3	W	New York Jets	Mile High Stadium	62,519	58°	Ramsey	Namath
Sun., Sept. 26	44-13	W	Cleveland Browns	Mile High Stadium	62,758	58°	Ramsey	Sipe
Sun., Oct. 3	26-0	W	San Diego Chargers	Mile High Stadium	62,486	71°	Ramsey	Fouts
Sun., Oct. 10	3-17	L	Houston Oilers	Astrodome	47,928	Ind.	Ramsey	Pastorini
Sun., Oct. 17	10-17	L	Oakland Raiders	Mile High Stadium	63,241	69°	Ramsey	Stabler
Sun., Oct. 24	35-26	W	Kansas City Chiefs	Arrowhead Stadium	57,961	43°	Ramsey	Livingston
Sun., Oct. 31	6-19	L	Oakland Raiders	Oakland-Alameda County Coliseum	52,169	62°	Ramsey	Stabler
Sun., Nov. 7	48-13	W	Tampa Bay Buccaneers	Mile High Stadium	62,503	57°	Ramsey	Spurrier
Sun., Nov. 14	17-0	W	San Diego Chargers	San Diego Stadium	32,017	66°	Ramsey	Fouts
Sun., Nov. 21	14-13	W	New York Giants	Mile High Stadium	62,961	40°	Ramsey	Morton
Sun., Nov. 28	14-38	L	New England Patriots	Schaefer Stadium	61,128	56°	Ramsey	Grogan
Sun., Dec. 5	17-16	W	Kansas City Chiefs	Mile High Stadium	57,995	34°	Penrose	Livingston
Sun., Dec. 12	28-14	W	Chicago Bears	Soldier Field	44,459	30°	Penrose	Avellini
	315-206				783,589			

1977

HEAD COACH: Red Miller

PRESEASON (5-1)

Day/Date	Score	W/L	Opponent	Location	Attend.	Temp.	Den. QB	Opp. QB
Fri., Aug. 5*	14-8	W	Baltimore Colts	Mile High Stadium	40,059	68°	Morton	Jones, B.
Sat., Aug. 13*	15-7	W	St. Louis Cardinals	Mile High Stadium	44,001	79°	Weese	Wells
Sat., Aug. 20*	10-2	W	Atlanta Falcons	Atlanta-Fulton County Stadium	21,239	78°	Penrose	McQuilken
Sun., Aug. 28*	24-28	L	Philadelphia Eagles	Veterans Stadium	29,532	86°	Spurrier	Jaworski
Fri., Sept. 2*	27-10	W	Seattle Seahawks	Kingdome	54,916	Ind.	Morton	Zorn
Sat., Sept. 10*	20-0	W	San Francisco 49ers	Candlestick Park	36,441	66°	Morton	Plunkett
	110-55				226,188			

REGULAR SEASON (12-2 overall / 1st AFC West (6-1 Div.) / 6-1 home / 6-1 away)

Day/Date	Score	W/L	Opponent	Location	Attend.	Temp.	Den. QB	Opp. QB
Sun., Sept. 18	7-0	W	St. Louis Cardinals	Mile High Stadium	75,002	71°	Morton	Hart
Sun., Sept. 25	26-6	W	Buffalo Bills	Mile High Stadium	74,737	80°	Morton	Ferguson
Sun., Oct. 2	24-13	W	Seattle Seahawks	Kingdome	53,108	Ind.	Morton	Myer
Sun., Oct. 9	23-7	W	Kansas City Chiefs	Mile High Stadium	74,718	68°	Morton	Livingston
Sun., Oct. 16	30-7	W	Oakland Raiders	Oakland-Alameda County Coliseum	53,616	62°	Morton	Stabler
Sun., Oct. 23	24-13	W	Cincinnati Bengals	Riverfront Stadium	54,395	59°	Morton	Reaves
Sun., Oct. 30	14-24	L	Oakland Raiders	Mile High Stadium	75,007	67°	Morton	Stabler
Sun., Nov. 6	21-7	W	Pittsburgh Steelers	Mile High Stadium	74,967	62°	Morton	Bradshaw
Sun., Nov. 13	17-14	W	San Diego Chargers	San Diego Stadium	45,211	73°	Morton	Harris, J.
Sun., Nov. 20	14-7	W	Kansas City Chiefs	Arrowhead Stadium	54,050	52°	Morton	Livingston
Sun., Nov. 27	27-13	W	Baltimore Colts	Mile High Stadium	74,939	47°	Morton	Jones, B.
Sun., Dec. 4	24-14	W	Houston Oilers	Astrodome	46,875	Ind.	Morton	Pastorini
Sun., Dec. 11	17-9	W	San Diego Chargers	Mile High Stadium	74,905	64°	Morton	Fouts
Sun., Dec. 18	6-14	L	Dallas Cowboys	Texas Stadium	63,752	77°	Morton	Staubach
	274-148				892,899			

1977 AFC DIVISIONAL PLAYOFF GAME

Sat., Dec. 24	34-21	W	Pittsburgh Steelers	Mile High Stadium	75,011	43°	Morton	Bradshaw

1977 AFC CHAMPIONSHIP GAME

Sun., Jan. 1	20-17	W	Oakland Raiders	Mile High Stadium	74,982	18°	Morton	Stabler

SUPER BOWL XII

Sun., Jan. 15	10-27	L	Dallas Cowboys	Louisiana Superdome, New Orleans	75,583	Ind.	Morton	Staubach

1978

HEAD COACH: Red Miller

PRESEASON (2-2)

Day/Date	Score	W/L	Opponent	Location	Attend.	Temp.	Den. QB	Opp. QB
Sat., Aug. 5*	17-12	W	Houston Oilers	Astrodome	48,027	Ind.	Morton	Pastorini
Sat., Aug. 12*	14-21	L	Dallas Cowboys	Mile High Stadium	74,619	91°	Morton	Staubach
Sat., Aug. 19*	23-13	W	Buffalo Bills	Rich Stadium	18,301	82°	Morton	Johnson, K.
Fri., Aug. 25*	13-24	L	San Francisco 49ers	Mile High Stadium	73,559	75°	Morton	Plunkett
	67-70				214,506			

REGULAR SEASON (10-6 overall / 1st AFC West (7-1 Div.) / 6-2 home / 4-4 away)

Day/Date	Score	W/L	Opponent	Location	Attend.	Temp.	Den. QB	Opp. QB
Sun., Sept. 3	14-6	W	Oakland Raiders	Mile High Stadium	74,904	90°	Morton	Stabler
Mon., Sept. 11*	9-12	L	Minnesota Vikings (OT)	Metropolitan Stadium	46,508	79°	Morton	Tarkenton
Sun., Sept. 17	27-14	W	San Diego Chargers	Mile High Stadium	74,983	70°	Morton	Fouts
Sun., Sept. 24	23-17	W	Kansas City Chiefs (OT)	Arrowhead Stadium	60,593	83°	Morton	Livingston
Sun., Oct. 1	28-7	W	Seattle Seahawks	Mile High Stadium	74,989	83°	Weese	Zorn
Sun., Oct. 8	0-23	L	San Diego Chargers	San Diego Stadium	50,077	73°	Morton	Fouts
Mon., Oct. 16*	16-7	W	Chicago Bears	Mile High Stadium	75,008	65°	Penrose	Avellini
Sun., Oct. 22	6-7	L	Baltimore Colts	Memorial Stadium	54,057	75°	Morton	Troup
Sun., Oct. 29	20-17	W	Seattle Seahawks (OT)	Kingdome	62,948	Ind.	Morton	Zorn
Sun., Nov. 5	28-31	L	New York Jets	Mile High Stadium	74,983	49°	Penrose	Robinson, M.
Sun., Nov. 12	19-7	W	Cleveland Browns	Cleveland Stadium	70,856	48°	Morton	Sipe
Sun., Nov. 19	16-3	W	Green Bay Packers	Mile High Stadium	74,965	35°	Morton	Whitehurst
Thu., Nov. 23	14-17	L	Detroit Lions	Silverdome	71,785	Ind.	Morton	Danielson
Sun., Dec. 3*	21-6	W	Oakland Raiders	Oakland-Alameda County Coliseum	53,932	52°	Morton	Stabler
Sun., Dec. 10	24-3	W	Kansas City Chiefs	Mile High Stadium	74,149	35°	Morton	Livingston
Sat., Dec. 16	17-21	L	Pittsburgh Steelers	Mile High Stadium	74,104	35°	Morton	Bradshaw
	282-198				1,067,693			

1978 AFC DIVISIONAL PLAYOFF GAME

Sat., Dec. 30	10-33	L	Pittsburgh Steelers	Three Rivers Stadium	48,921	33°	Morton	Bradshaw

1979

HEAD COACH: Red Miller

PRESEASON (3-1)

Day/Date	Score	W/L	Opponent	Location	Attend.	Temp.	Den. QB	Opp. QB
Sat., Aug. 4*	6-7	L	Dallas Cowboys	Texas Stadium	61,192	91°	Weese	Staubach
Sat., Aug. 11*	13-6	W	Washington Redskins	Mile High Stadium	58,799	78°	Morton	Theismann
Sat., Aug. 18*	21-0	W	San Francisco 49ers	Candlestick Park	34,133	60°	Penrose	Montana
Fri., Aug. 24*	20-17	W	New England Patriots (OT)	Mile High Stadium	75,103	69°	Weese	Grogan
	60-30				229,227			

REGULAR SEASON (10-6 overall / 2nd AFC West (4-4 Div.) / 6-2 home / 4-4 away)

Day/Date	Score	W/L	Opponent	Location	Attend.	Temp.	Den. QB	Opp. QB
Sun., Sept. 2	10-0	W	Cincinnati Bengals	Mile High Stadium	74,788	85°	Weese	Anderson
Thu., Sept. 6*	9-13	L	Los Angeles Rams	Mile High Stadium	74,884	83°	Weese	Haden
Sun., Sept. 16	20-17	W	Atlanta Falcons (OT)	Atlanta-Fulton County Stadium	57,677	70°	Weese	Bartkowski
Sun., Sept. 23	37-34	W	Seattle Seahawks	Mile High Stadium	74,879	81°	Weese	Zorn
Sun., Sept. 30	3-27	L	Oakland Raiders	Oakland-Alameda County Coliseum	52,632	72°	Weese	Stabler
Sun., Oct. 7	7-0	W	San Diego Chargers	Mile High Stadium	74,997	85°	Weese	Fouts
Sun., Oct. 14	24-10	W	Kansas City Chiefs	Arrowhead Stadium	74,292	59°	Morton	Fuller
Mon., Oct. 22*	7-42	L	Pittsburgh Steelers	Three Rivers Stadium	49,699	70°	Morton	Bradshaw
Sun., Oct. 28	20-3	W	Kansas City Chiefs	Mile High Stadium	74,908	62°	Morton	Livingston
Sun., Nov. 4	10-3	W	New Orleans Saints	Mile High Stadium	74,482	48°	Morton	Manning, A.
Sun., Nov. 11	45-10	W	New England Patriots	Mile High Stadium	74,379	39°	Morton	Grogan
Sun., Nov. 18	38-28	W	San Francisco 49ers	Candlestick Park	42,910	62°	Morton	DeBerg
Sun., Nov. 25	10-14	L	Oakland Raiders	Mile High Stadium	74,186	40°	Morton	Stabler
Sun., Dec. 2	19-16	W	Buffalo Bills	Rich Stadium	37,886	24°	Morton	Ferguson
Sat., Dec. 8	23-28	L	Seattle Seahawks	Kingdome	60,038	Ind.	Morton	Zorn
Mon., Dec. 17*	7-17	L	San Diego Chargers	San Diego Stadium	51,906	68°	Morton	Fouts
	289-262				1,024,543			

1979 AFC WILD CARD PLAYOFF GAME

Sun., Dec. 23	7-13	L	Houston Oilers	Astrodome	48,776	Ind.	Morton	Pastorini

1980

HEAD COACH: Red Miller

PRESEASON (2-2)

Day/Date	Score	W/L	Opponent	Location	Attend.	Temp.	Den. QB	Opp. QB
Sat., Aug. 9*	17-6	W	Cincinnati Bengals	Mile High Stadium	67,532	78°	Robinson	Anderson
Sat., Aug. 16*	6-9	L	New York Giants	Giants Stadium	30,904	73°	Morton	Simms
Sat., Aug. 23*	13-26	L	Los Angeles Rams	Mile High Stadium	73,946	78°	Robinson	Haden
Sat., Aug. 30*	38-0	W	Green Bay Packers	Lambeau Field	53,060	72°	Robinson	Dickey
	74-41				225,442			

REGULAR SEASON (8-8 overall / 4th AFC West (3-5 Div.) / 4-4 home / 4-4 away)

Day/Date	Score	W/L	Opponent	Location	Attend.	Temp.	Den. QB	Opp. QB
Sun., Sept. 7	6-27	L	Philadelphia Eagles	Veterans Stadium	70,307	81°	Robinson	Jaworski
Sun., Sept. 14	41-20	W	Dallas Cowboys	Mile High Stadium	74,919	77°	Robinson	White
Sun., Sept. 21	13-30	L	San Diego Chargers	Mile High Stadium	74,970	81°	Robinson	Fouts
Mon., Sept. 29*	14-23	L	New England Patriots	Schaefer Stadium	59,602	51°	Robinson	Grogan
Sun., Oct. 5	19-16	W	Cleveland Browns	Cleveland Stadium	81,065	42°	Robinson	Sipe
Mon., Oct. 13	20-17	W	Washington Redskins	Mile High Stadium	74,657	69°	Robinson	Theismann
Sun., Oct. 19	17-23	L	Kansas City Chiefs	Mile High Stadium	74,459	63°	Morton	Fuller
Sun., Oct. 26	14-9	W	New York Giants	Giants Stadium	67,598	48°	Morton	Simms
Sun., Nov. 2	16-20	L	Houston Oilers	Mile High Stadium	74,717	68°	Morton	Stabler
Sun., Nov. 9	20-13	W	San Diego Chargers	San Diego Stadium	51,435	69°	Morton	Fouts
Sun., Nov. 16	31-24	W	New York Jets	Mile High Stadium	72,114	28°	Morton	Todd
Sun., Nov. 23	36-20	W	Seattle Seahawks	Mile High Stadium	73,274	34°	Morton	Zorn
Mon., Dec. 1*	3-9	L	Oakland Raiders	Oakland-Alameda County Coliseum	51,583	56°	Morton	Plunkett
Sun., Dec. 7	14-31	L	Kansas City Chiefs	Arrowhead Stadium	40,237	41°	Morton	Kenney
Sun., Dec. 14	21-24	L	Oakland Raiders	Mile High Stadium	73,974	65°	Morton	Plunkett
Sun., Dec. 21	25-17	W	Seattle Seahawks	Kingdome	51,853	Ind.	Robinson	Zorn
	310-323				1,066,764			

1981

HEAD COACH: Dan Reeves

PRESEASON (2-2)

Day/Date	Score	W/L	Opponent	Location	Attend.	Temp.	Den. QB	Opp. QB
Fri., Aug. 7*	7-33	L	New York Jets	Mile High Stadium	63,644	75°	Robinson	Todd
Sat., Aug. 15*	14-24	L	Miami Dolphins	Orange Bowl	41,502	82°	Morton	Woodley
Sat., Aug. 22*	17-7	W	Green Bay Packers	Mile High Stadium	72,450	66°	Morton	Dickey
Sat., Aug. 29*	24-20	W	Cincinnati Bengals	Riverfront Stadium	41,713	74°	Morton	Anderson
	62-84				219,309			

REGULAR SEASON (10-6 overall / 2nd AFC West (5-3 Div.) / 8-0 home / 2-6 away)

Day/Date	Score	W/L	Opponent	Location	Attend.	Temp.	Den. QB	Opp. QB
Sun., Sept. 6	9-7	W	Oakland Raiders	Mile High Stadium	74,796	74°	Morton	Plunkett
Sun., Sept. 13	10-13	L	Seattle Seahawks	Kingdome	58,513	Ind.	Morton	Zorn
Sun., Sept. 20	28-10	W	Baltimore Colts	Mile High Stadium	74,804	84°	Morton	Jones, B.
Sun., Sept. 27	42-24	W	San Diego Chargers	Mile High Stadium	74,844	82°	Morton	Fouts
Sun., Oct. 4	17-0	W	Oakland Raiders	Oakland-Alameda County Coliseum	51,035	60°	Morton	Plunkett
Sun., Oct. 11	27-21	W	Detroit Lions	Mile High Stadium	74,816	79°	Morton	Komlo
Sun., Oct. 18	14-28	L	Kansas City Chiefs	Arrowhead Stadium	74,672	55°	Morton	Kenney
Sun., Oct. 25	7-9	L	Buffalo Bills	Rich Stadium	77,757	56°	Morton	Ferguson
Mon., Nov. 2*	19-17	W	Minnesota Vikings	Mile High Stadium	74,834	48°	Morton	Kramer
Sun., Nov. 8	23-20	W	Cleveland Browns (OT)	Mile High Stadium	74,859	48°	Morton	Sipe
Sun., Nov. 15	24-7	W	Tampa Bay Buccaneers	Tampa Stadium	64,518	69°	Morton	Williams, D.
Sun., Nov. 22	21-38	L	Cincinnati Bengals	Riverfront Stadium	57,207	32°	DeBerg	Anderson
Sun., Nov. 29	17-34	L	San Diego Chargers	Jack Murphy Stadium	51,533	66°	Morton	Fouts
Sun., Dec. 6	16-13	W	Kansas City Chiefs	Mile High Stadium	74,744	68°	Morton	Fuller
Sun., Dec. 13	23-13	W	Seattle Seahawks	Mile High Stadium	74,527	45°	Morton	Krieg
Sun., Dec. 20	24-35	L	Chicago Bears	Soldier Field	40,125	14°	Morton	Evans, V.
	321-289				1,073,636			

1982

HEAD COACH: Dan Reeves

PRESEASON (4-0)

Day/Date	Score	W/L	Opponent	Location	Attend.	Temp.	Den. QB	Opp. QB
Sat., Aug. 14*	33-20	W	Los Angeles Rams	Anaheim Stadium	57,482	69°	DeBerg	Jones, B.
Sat., Aug. 21*	17-14	W	Miami Dolphins	Mile High Stadium	74,465	79°	Morton	Strock
Sat., Aug. 28*	27-17	W	Minnesota Vikings	Mile High Stadium	73,371	85°	Morton	Wilson, W.
Sat., Sept. 4*	20-13	W	New York Jets	Giants Stadium	43,820	65°	Morton	Todd
	97-64				249,138			

REGULAR SEASON (2-7 overall / 12th in Conference (0-6 vs. Div. Opp.) / 1-4 home / 1-3 away)

Day/Date	Score	W/L	Opponent	Location	Attend.	Temp.	Den. QB	Opp. QB
Sun., Sept. 12	3-23	L	San Diego Chargers	Mile High Stadium	73,564	56°	Morton	Fouts
Sun., Sept. 19	24-21	W	San Francisco 49ers	Mile High Stadium	73,899	65°	Morton	Montana
—57-day player strike cancels or postpones eight games—								
Sun., Sept. 26	canceled/players' strike			at New Orleans				
Sun., Oct. 3	canceled/players' strike			Pittsburgh				
Sun., Oct. 10	canceled/players' strike			at N.Y. Jets				
Sun., Oct. 17	canceled/players' strike			at Houston				
Sun., Oct. 24	canceled/players' strike			Los Angeles Raiders				
Sun., Oct. 31	canceled/players' strike			Buffalo				
Sun., Nov. 7	postponed/players' strike			at Seattle *(rescheduled for Jan. 2)*				
Sun., Nov. 14	canceled/players' strike			at Kansas City				
Sun., Nov. 21	10-17	L	Seattle Seahawks	Mile High Stadium	73,916	48°	Morton	Zorn
Sun., Nov. 28	20-30	L	San Diego Chargers	Jack Murphy Stadium	47,629	68°	DeBerg	Fouts
Sun., Dec. 5	27-34	L	Atlanta Falcons	Mile High Stadium	73,984	46°	DeBerg	Bartkowski
Sun., Dec. 12	27-24	W	Los Angeles Rams	Anaheim Stadium	48,112	77°	DeBerg	Ferragamo

Sun., Dec. 19	16-37	L	Kansas City Chiefs	Mile High Stadium	74,192	55°	DeBerg	Kenney
Sun., Dec. 26	10-27	L	Los Angeles Raiders	L.A. Coliseum	44,160	68°	DeBerg	Plunkett
Sun., Jan. 2	11-13	L	Seattle Seahawks	Kingdome	43,145	Ind.	Herrmann	Zorn
	148-226				552,601			

1983

HEAD COACH: Dan Reeves

PRESEASON (3-1)

Day/Date	Score	W/L	Opponent	Location	Attend.	Temp.	Den. QB	Opp. QB
Fri., Aug. 5*	10-7	W	Seattle Seahawks	Mile High Stadium	53,887	70°	DeBerg	Zorn
Sat., Aug. 13*	21-10	W	Atlanta Falcons	Mile High Stadium	73,199	66°	DeBerg	Bartkowski
Sat., Aug. 20*	19-10	W	Cleveland Browns	Mile High Stadium	73,244	82°	DeBerg	McDonald
Fri., Aug. 26*	3-34	L	Minnesota Vikings	Hubert H. Humphrey Metrodome	59,435	Ind.	Elway	Kramer
	53-61				259,765			

REGULAR SEASON (9-7 overall / 3rd AFC West (3-5 Div.) / 6-2 home / 3-5 away)

Day/Date	Score	W/L	Opponent	Location	Attend.	Temp.	Den. QB	Opp. QB
Sun., Sept. 4	14-10	W	Pittsburgh Steelers	Three Rivers Stadium	58,233	79°	Elway	Stoudt
Sun., Sept. 11	17-10	W	Baltimore Colts	Memorial Stadium	52,613	99°	Elway	Pagel
Sun., Sept. 18	10-13	L	Philadelphia Eagles	Mile High Stadium	74,202	73°	Elway	Jaworski
Sun., Sept. 25	7-22	L	Los Angeles Raiders	Mile High Stadium	74,289	76°	Elway	Plunkett
Sun., Oct. 2	14-31	L	Chicago Bears	Soldier Field	58,210	73°	Elway	McMahon
Sun., Oct. 9	26-14	W	Houston Oilers	Astrodome	44,209	Ind.	DeBerg	Nielsen
Sun., Oct. 16	24-17	W	Cincinnati Bengals	Mile High Stadium	74,305	55°	DeBerg	Schoenert
Sun., Oct. 23	14-6	W	San Diego Chargers	Mile High Stadium	74,581	76°	DeBerg	Luther
Sun., Oct. 30	27-24	W	Kansas City Chiefs	Mile High Stadium	74,640	72°	DeBerg	Kenney
Sun., Nov. 6	19-27	L	Seattle Seahawks	Kingdome	61,189	Ind.	DeBerg	Krieg
Sun., Nov. 13	20-22	L	Los Angeles Raiders	L.A. Coliseum	51,945	71°	Elway	Plunkett
Sun., Nov. 20	38-27	W	Seattle Seahawks	Mile High Stadium	74,710	50°	Kubiak	Krieg
Sun., Nov. 27	7-31	L	San Diego Chargers	Jack Murphy Stadium	43,650	68°	Elway	Fouts
Sun., Dec. 4	27-6	W	Cleveland Browns	Mile High Stadium	70,912	43°	Elway	Sipe
Sun., Dec. 11	21-19	W	Baltimore Colts	Mile High Stadium	74,854	44°	Elway	Pagel
Sun., Dec. 18	17-48	L	Kansas City Chiefs	Arrowhead Stadium	11,377	0°	Elway	Kenney
	302-327				973,188			

1983 AFC WILD CARD PLAYOFF GAME

Sat., Dec. 24	7-31	L	Seattle Seahawks	Kingdome	64,275	Ind.	DeBerg	Krieg

1984

HEAD COACH: Dan Reeves

PRESEASON (3-1)

Day/Date	Score	W/L	Opponent	Location	Attend.	Temp.	Den. QB	Opp. QB
Sat., Aug. 4*	13-16	L	Washington Redskins	Mile High Stadium	31,716	65°	Elway	Theismann
Sat., Aug. 11*	21-20	W	San Francisco 49ers	Mile High Stadium	70,211	85°	Elway	Montana
Sat., Aug. 18*	31-0	W	Indianapolis Colts	Mile High Stadium	68,951	75°	Elway	Pagel
Fri., Aug. 24*	24-13	W	Atlanta Falcons	Atlanta-Fulton County Stadium	30,988	80°	Elway	Moroski
	89-49				201,866			

REGULAR SEASON (13-3 overall / 1st AFC West (6-2 Div.) / 7-1 home / 6-2 away)

Day/Date	Score	W/L	Opponent	Location	Attend.	Temp.	Den. QB	Opp. QB
Sun., Sept. 2	20-17	W	Cincinnati Bengals	Mile High Stadium	74,178	75°	Elway	Anderson
Sun., Sept. 9	0-27	L	Chicago Bears	Soldier Field	54,335	69°	Kubiak	McMahon
Sun., Sept. 16*	24-14	W	Cleveland Browns	Cleveland Stadium	61,980	52°	Elway	McDonald
Sun., Sept. 23	21-0	W	Kansas City Chiefs	Mile High Stadium	74,263	84°	Elway	Blackledge
Sun., Sept. 30	16-13	W	Los Angeles Raiders	Mile High Stadium	74,833	69°	Elway	Plunkett
Sun., Oct. 7	28-7	W	Detroit Lions	Silverdome	55,836	Ind.	Elway	Danielson
Mon., Oct. 15*	17-14	W	Green Bay Packers	Mile High Stadium	62,546	29°	Elway	Dickey
Sun., Oct. 21	37-7	W	Buffalo Bills	Rich Stadium	31,204	70°	Elway	Ferguson
Sun., Oct. 28	22-19	W	Los Angeles Raiders (OT)	L.A. Coliseum	91,020	68°	Kubiak	Wilson, M.
Sun., Nov. 4	26-19	W	New England Patriots	Mile High Stadium	74,908	54°	Elway	Eason
Sun., Nov. 11	16-13	W	San Diego Chargers	Jack Murphy Stadium	53,162	69°	Elway	Fouts
Sun., Nov. 18	42-21	W	Minnesota Vikings	Mile High Stadium	74,716	52°	Elway	Kramer
Sun., Nov. 25	24-27	L	Seattle Seahawks	Mile High Stadium	74,922	47°	Elway	Krieg
Sun., Dec. 2	13-16	L	Kansas City Chiefs	Arrowhead Stadium	38,494	28°	Elway	Kenney
Sun., Dec. 9	16-13	W	San Diego Chargers	Mile High Stadium	74,867	59°	Elway	Luther
Sat., Dec. 15	31-14	W	Seattle Seahawks	Kingdome	64,411	Ind.	Elway	Krieg
	353-241				1,032,737			

1984 AFC DIVISIONAL PLAYOFF GAME

Sun., Dec. 30	17-24	L	Pittsburgh Steelers	Mile High Stadium	74,981	52°	Elway	Malone

1985

HEAD COACH: Dan Reeves

PRESEASON (2-2)

Day/Date	Score	W/L	Opponent	Location	Attend.	Temp.	Den. QB	Opp. QB
Sat., Aug. 10*	20-30	L	New York Giants	Mile High Stadium	49,374	81°	Elway	Rutledge
Mon., Aug. 19*	20-13	W	San Francisco 49ers	Candlestick Park	55,425	65°	Elway	Montana
Sat., Aug. 24*	20-3	W	Indianapolis Colts	Mile High Stadium	71,406	79°	Elway	Schlichter
Fri., Aug. 30*	9-13	L	Minnesota Vikings	Mile High Stadium	69,373	88°	Stankavage	Kramer
	69-59				245,578			

REGULAR SEASON (11-5 overall / 2nd AFC West (5-3 Div.) / 6-2 home / 5-3 away)

Day/Date	Score	W/L	Opponent	Location	Attend.	Temp.	Den. QB	Opp. QB
Sun., Sept. 8	16-20	L	Los Angeles Rams	Anaheim Stadium	52,522	86°	Elway	Brock
Sun., Sept. 15	34-23	W	New Orleans Saints	Mile High Stadium	74,488	81°	Elway	Wilson, D.
Sun., Sept. 22	44-28	W	Atlanta Falcons	Atlanta-Fulton County Stadium	37,903	80°	Elway	Bartkowski
Sun., Sept. 29	26-30	L	Miami Dolphins	Mile High Stadium	73,614	29°	Elway	Marino
Sun., Oct. 6	31-20	W	Houston Oilers	Mile High Stadium	74,699	74°	Elway	Moon
Sun., Oct. 13	15-10	W	Indianapolis Colts	Hoosier Dome	60,128	Ind.	Elway	Pagel

Sun., Oct. 20	13-10	W	Seattle Seahawks (OT)	Mile High Stadium	74,899	67°	Elway	Krieg
Sun., Oct. 27	30-10	W	Kansas City Chiefs	Arrowhead Stadium	68,248	70°	Elway	Kenney
Sun., Nov. 3	10-30	L	San Diego Chargers	Jack Murphy Stadium	57,312	75°	Elway	Fouts
Mon., Nov. 11*	17-16	W	San Francisco 49ers	Mile High Stadium	73,173	20°	Elway	Montana
Sun., Nov. 17	30-24	W	San Diego Chargers (OT)	Mile High Stadium	74,376	41°	Elway	Fouts
Sun., Nov. 24	28-31	L	Los Angeles Raiders (OT)	L.A. Coliseum	63,161	63°	Elway	Wilson, M.
Sun., Dec. 1	31-23	W	Pittsburgh Steelers	Three Rivers Stadium	56,797	55°	Elway	Woodley
Sun., Dec. 8	14-17	L	Los Angeles Raiders (OT)	Mile High Stadium	75,042	36°	Elway	Wilson, M.
Sat., Dec. 14	14-13	W	Kansas City Chiefs	Mile High Stadium	69,209	51°	Elway	Blackledge
Fri., Dec. 20*	27-24	W	Seattle Seahawks	Kingdome	56,283	Ind.	Elway	Krieg
	380-329				1,041,854			

1986

HEAD COACH: Dan Reeves

PRESEASON (2-2)

Day/Date	Score	W/L	Opponent	Location	Attend.	Temp.	Den. QB	Opp. QB
Sat., Aug. 9*	7-10	L	New Orleans Saints	Mile High Stadium	47,408	73°	Elway	Hebert
Sat., Aug. 16*	27-29	L	Minnesota Vikings	Metrodome	53,193	Ind.	Elway	Kramer
Sat., Aug. 23*	14-9	W	San Francisco 49ers	Mile High Stadium	73,592	67°	Elway	Kemp
Fri., Aug. 29*	19-10	W	Los Angeles Rams	Mile High Stadium	71,737	84°	Elway	Dils
	67-48				245,930			

REGULAR SEASON (11-5 overall / 1st AFC West (5-3 Div.) / 7-1 home / 4-4 away)

Day/Date	Score	W/L	Opponent	Location	Attend.	Temp.	Den. QB	Opp. QB
Sun., Sept. 7	38-36	W	Los Angeles Raiders	Mile High Stadium	75,695	51°	Elway	Wilson, M.
Mon., Sept. 15*	21-10	W	Pittsburgh Steelers	Three Rivers Stadium	57,305	74°	Elway	Malone
Sun., Sept. 21	33-7	W	Philadelphia Eagles	Veterans Stadium	63,839	72°	Elway	Jaworski
Sun., Sept. 28	27-20	W	New England Patriots	Mile High Stadium	75,804	65°	Elway	Eason
Sun., Oct. 5	29-14	W	Dallas Cowboys	Mile High Stadium	76,082	59°	Elway	Pelluer
Sun., Oct. 12	31-14	W	San Diego Chargers	Jack Murphy Stadium	55,662	70°	Elway	Fouts
Mon., Oct. 20*	10-22	L	New York Jets	Giants Stadium	73,759	51°	Elway	Ryan
Sun., Oct. 26	20-13	W	Seattle Seahawks	Mile High Stadium	76,089	66°	Elway	Krieg
Sun., Nov. 2	21-10	W	Los Angeles Raiders	L.A. Coliseum	90,153	81°	Elway	Wilson, W.
Sun., Nov. 9	3-9	L	San Diego Chargers	Mile High Stadium	75,012	44°	Elway	Flick
Sun., Nov. 16	38-17	W	Kansas City Chiefs	Mile High Stadium	75,745	62°	Elway	Kenney
Sun., Nov. 23	16-19	L	New York Giants	Giants Stadium	75,116	50°	Elway	Simms
Sun., Nov. 30	34-28	W	Cincinnati Bengals	Mile High Stadium	58,705	31°	Elway	Esiason
Sun., Dec. 7	10-37	L	Kansas City Chiefs	Arrowhead Stadium	47,019	45°	Elway	Blackledge
Sat., Dec. 13	31-30	W	Washington Redskins	Mile High Stadium	75,905	53°	Elway	Schroeder
Sat., Dec. 20	16-41	L	Seattle Seahawks	Kingdome	63,697	Ind.	Elway	Krieg
	378-327				1,178,074			

1986 AFC DIVISIONAL PLAYOFF GAME

Sun., Jan. 4	22-17	W	New England Patriots	Mile High Stadium	75,262	65°	Elway	Eason

1986 AFC CHAMPIONSHIP GAME

Sun., Jan. 11	23-20	W	Cleveland Browns (OT)	Cleveland Stadium	79,973	30°	Elway	Kosar

SUPER BOWL XXI

Sun., Jan. 25	20-39	L	New York Giants	Rose Bowl, Pasadena, Calif.	101,063	76°	Elway	Simms

1987

HEAD COACH: Dan Reeves

PRESEASON (3-2)

Day/Date	Score	W/L	Opponent	Location	Attend.	Temp.	Den. QB	Opp. QB
Sun., Aug. 9	27-28	L	Los Angeles Rams	Wembley Stadium *(London, England; American Bowl)*	72,786	64°	Elway	Everett
Sat., Aug. 15*	20-14	W	Green Bay Packers	Sun Devil Stadium *(Tempe, Ariz.)*	67,500	98°	Elway	Fusina
Mon., Aug. 24*	31-28	W	Miami Dolphins	Mile High Stadium	74,288	61°	Elway	Strock
Sat., Aug. 29*	24-20	W	Los Angeles Rams	Anaheim Stadium	54,254	72°	Elway	Everett
Thu., Sept. 3*	17-27	L	Minnesota Vikings	Mile High Stadium	74,081	83°	Elway	Wilson, W.
	119-117				342,909			

REGULAR SEASON (10-4-1 overall / 1st AFC West (7-1 Div.) / 7-1 home / 3-3-1 away)

Day/Date	Score	W/L	Opponent	Location	Attend.	Temp.	Den. QB	Opp. QB
Sun., Sept. 13	40-17	W	Seattle Seahawks	Mile High Stadium	75,999	85°	Elway	Krieg
Sun., Sept. 20	17-17	T	Green Bay Packers (OT)	Milwaukee County Stadium	50,624	58°	Elway	Fusina
Mon., Sept. 28*	canceled/players' strike			at Cleveland				
Sun., Oct. 4	10-40	L	†Houston Oilers	Mile High Stadium	38,494	81°	Karcher	Pease
Mon., Oct. 12*	30-14	W	†Los Angeles Raiders	Mile High Stadium	61,230	67°	Karcher	Evans, V.
Sun., Oct. 18	26-17	W	†Kansas City Chiefs	Arrowhead Stadium	20,296	71°	Karcher	Hudson
			†"Replacement Games"					
Mon., Oct. 26*	27-34	L	Minnesota Vikings	Metrodome	51,011	Ind.	Elway	Wilson, W.
Sun., Nov. 1	34-0	W	Detroit Lions	Mile High Stadium	75,172	67°	Elway	Long
Sun., Nov. 8	14-21	L	Buffalo Bills	Rich Stadium	63,698	53°	Elway	Kelly
Mon., Nov. 16*	31-29	W	Chicago Bears	Mile High Stadium	75,783	22°	Elway	McMahon
Sun., Nov. 22	23-17	W	Los Angeles Raiders	L.A. Coliseum	61,318	72°	Elway	Wilson, M.
Sun., Nov. 29	31-17	W	San Diego Chargers	Jack Murphy Stadium	61,880	68°	Elway	Fouts
Sun., Dec. 6	31-20	W	New England Patriots	Mile High Stadium	75,795	58°	Elway	Ramsey, T.
Sun., Dec. 13*	21-28	L	Seattle Seahawks	Kingdome	61,759	Ind.	Elway	Krieg
Sat., Dec. 19	20-17	W	Kansas City Chiefs	Mile High Stadium	75,053	35°	Elway	Kenney
Sun., Dec. 27	24-0	W	San Diego Chargers	Mile High Stadium	37,500	20°	Elway	Hermmann
	379-288				869,301			

1987 AFC DIVISIONAL PLAYOFF GAME

Sun., Jan. 10	34-10	W	Houston Oilers	Mile High Stadium	75,440	45°	Elway	Moon

1987 AFC CHAMPIONSHIP GAME

Sun., Jan. 17	38-33	W	Cleveland Browns	Mile High Stadium	76,197	44°	Elway	Kosar

SUPER BOWL XXII

Sun., Jan. 31	10-42	L	Washington Redskins	Jack Murphy Stadium, San Diego	73,302	61°	Elway	Williams, D.

1988

HEAD COACH: Dan Reeves

PRESEASON (3-1)

Day/Date	Score	W/L	Opponent	Location	Attend.	Temp.	Den. QB	Opp. QB
Wed., Aug. 3*	40-31	W	Los Angeles Rams	Anaheim Stadium	43,978	70°	Elway	Everett
Sat., Aug. 13*	34-24	W	San Francisco 49ers	Mile High Stadium	75,067	87°	Elway	Young
Fri., Aug. 19*	13-16	L	Miami Dolphins (OT)	Joe Robbie Stadium	49,795	81°	Elway	Marino
Thu., Aug. 25*	21-20	W	Indianapolis Colts	Mile High Stadium	73,957	81°	Elway	Hogeboom
	108-91				242,797			

REGULAR SEASON (8-8 overall / 2nd AFC West (3-5 Div.) / 6-2 home / 2-6 away)

Day/Date	Score	W/L	Opponent	Location	Attend.	Temp.	Den. QB	Opp. QB
Sun., Sept. 4	14-21	L	Seattle Seahawks	Mile High Stadium	75,986	77°	Elway	Krieg
Sun., Sept. 11	34-3	W	San Diego Chargers	Mile High Stadium	75,359	78°	Elway	Laufenberg
Sun., Sept. 18	13-20	L	Kansas City Chiefs	Arrowhead Stadium	63,268	73°	Elway	DeBerg
Mon., Sept. 26*	27-30	L	Los Angeles Raiders (OT)	Mile High Stadium	75,964	81°	Elway	Schroeder
Sun., Oct. 2	12-0	W	San Diego Chargers	Jack Murphy Stadium	55,763	71°	Elway	Laufenberg
Sun., Oct. 9	16-13	W	San Francisco 49ers (OT)	Candlestick Park	61,711	74°	Elway	Montana
Sun., Oct. 16	30-14	W	Atlanta Falcons	Mile High Stadium	75,287	77°	Elway	Dils
Sun., Oct. 23	21-39	L	Pittsburgh Steelers	Three Rivers Stadium	49,811	50°	Kubiak	Blackledge
Mon., Oct. 31*	23-55	L	Indianapolis Colts	Hoosier Dome	60,544	Ind.	Elway	Chandler
Sun., Nov. 6	17-11	W	Kansas City Chiefs	Mile High Stadium	74,227	63°	Elway	Kenney
Sun., Nov. 13	30-7	W	Cleveland Browns	Mile High Stadium	75,806	68°	Elway	Kosar
Sun., Nov. 20	0-42	L	New Orleans Saints	Superdome	68,075	Ind.	Elway	Hebert
Sun., Nov. 27	35-24	W	Los Angeles Rams	Mile High Stadium	74,141	31°	Elway	Everett
Sun., Dec. 4	20-21	L	Los Angeles Raiders	L.A. Coliseum	65,561	72°	Elway	Schroeder
Sun., Dec. 11*	14-42	L	Seattle Seahawks	Kingdome	62,838	Ind.	Elway	Krieg
Sat., Dec. 17	21-10	W	New England Patriots	Mile High Stadium	70,910	50°	Elway	Eason
	327-352				1,085,251			

1989

HEAD COACH: Dan Reeves

PRESEASON (2-2)

Day/Date	Score	W/L	Opponent	Location	Attend.	Temp.	Den. QB	Opp. QB
Sat., Aug. 12*	17-13	W	Los Angeles Rams	Mile High Stadium	70,049	65°	Elway	Everett
Sat., Aug. 19*	17-35	L	San Francisco 49ers	Candlestick Park	58,641	68°	Karcher	Montana
Sat., Aug. 26*	24-21	W	Dallas Cowboys (OT)	Mile High Stadium	74,076	83°	Elway	Aikman
Sat., Sept. 2*	34-38	L	Indianapolis Colts	Hoosier Dome	55,128	Ind.	Elway	Chandler
	92-107				257,894			

REGULAR SEASON (11-5 overall / 1st AFC West (6-2 Div.) / 6-2 home / 5-3 away)

Day/Date	Score	W/L	Opponent	Location	Attend.	Temp.	Den. QB	Opp. QB
Sun., Sept. 10	34-20	W	Kansas City Chiefs	Mile High Stadium	74,284	64°	Elway	DeBerg
Mon., Sept. 18*	28-14	W	Buffalo Bills	Rich Stadium	78,176	60°	Elway	Kelly
Sun., Sept. 24	31-21	W	Los Angeles Raiders	Mile High Stadium	75,754	80°	Elway	Schroeder
Sun., Oct. 1	13-16	L	Cleveland Browns	Cleveland Stadium	78,637	70°	Elway	Kosar
Sun., Oct. 8	16-10	W	San Diego Chargers	Mile High Stadium	75,222	72°	Elway	McMahon
Sun., Oct. 15	14-3	W	Indianapolis Colts	Mile High Stadium	74,680	50°	Elway	Trudeau
Sun., Oct. 22	24-21	W	Seattle Seahawks (OT)	Kingdome	62,353	Ind.	Elway	Krieg
Sun., Oct. 29	24-28	L	Philadelphia Eagles	Mile High Stadium	75,065	42°	Elway	Cunningham
Sun., Nov. 5	34-7	W	Pittsburgh Steelers	Mile High Stadium	74,739	55°	Elway	Brister
Sun., Nov. 12	16-13	W	Kansas City Chiefs	Arrowhead Stadium	76,245	57°	Elway	Pelluer
Mon., Nov. 20*	14-10	W	Washington Redskins	RFK Stadium	52,975	66°	Kubiak	Rypien
Sun., Nov. 26	41-14	W	Seattle Seahawks	Mile High Stadium	75,117	61°	Elway	Stouffer
Sun., Dec. 3	13-16	L	Los Angeles Raiders (OT)	L.A. Coliseum	87,560	78°	Elway	Beuerlein
Sun., Dec. 10	7-14	L	New York Giants	Mile High Stadium	63,283	23°	Elway	Simms
Sat., Dec. 16	37-0	W	Phoenix Cardinals	Sun Devil Stadium	56,071	59°	Elway	Rosenbach
Sun., Dec. 24	16-19	L	San Diego Chargers	Jack Murphy Stadium	50,524	73°	Elway	Tolliver
	362-226				1,130,686			

1989 AFC DIVISIONAL PLAYOFF GAME

Sun., Jan. 7	24-23	W	Pittsburgh Steelers	Mile High Stadium	75,477	55°	Elway	Brister

1989 AFC CHAMPIONSHIP GAME

Sun., Jan. 14	37-21	W	Cleveland Browns	Mile High Stadium	76,046	53°	Elway	Kosar

SUPER BOWL XXIV

Sun., Jan. 28	10-55	L	San Francisco 49ers	Louisiana Superdome, New Orleans	72,919	Ind.	Elway	Montana

1990

HEAD COACH: Dan Reeves

PRESEASON (3-2)

Day/Date	Score	W/L	Opponent	Location	Attend.	Temp.	Den. QB	Opp. QB
Sun., Aug. 5	10-7	W	Seattle Seahawks	Tokyo Dome	48,827	Ind.	Elway	Krieg
				(Tokyo, Japan; American Bowl; Sun. 11 a.m. in Tokyo/Sat. 10 p.m. in Denver)				
Sat., Aug. 11*	16-7	W	Indianapolis Colts	Hoosier Dome	51,044	Ind.	Elway	Trudeau
Mon., Aug. 20*	24-27	L	San Francisco 49ers	Mile High Stadium	74,164	78°	Elway	Montana
Sat., Aug. 25*	16-17	L	Miami Dolphins	Joe Robbie Stadium	44,897	80°	Elway	Marino
Fri., Aug. 31*	25-14	W	Phoenix Cardinals	Mile High Stadium	71,082	71°	Elway	Rosenbach
	91-72				290,014			

REGULAR SEASON (5-11 overall / 5th AFC West (3-5 Div.) / 4-4 home / 1-7 away)

Day/Date	Score	W/L	Opponent	Location	Attend.	Temp.	Den. QB	Opp. QB
Sun., Sept. 9	9-14	L	Los Angeles Raiders	L.A. Coliseum	54,206	94°	Elway	Schroeder
Mon., Sept. 17*	24-23	W	Kansas City Chiefs	Mile High Stadium	75,277	63°	Elway	DeBerg
Sun., Sept. 23	34-31	W	Seattle Seahawks (OT)	Mile High Stadium	75,290	72°	Elway	Krieg
Sun., Sept. 30	28-29	L	Buffalo Bills	Rich Stadium	74,393	60°	Elway	Kelly
Mon., Oct. 8*	29-30	L	Cleveland Browns	Mile High Stadium	74,814	35°	Elway	Kosar
Sun., Oct. 14	17-34	L	Pittsburgh Steelers	Mile High Stadium	74,285	58°	Elway	Brister
Sun., Oct. 21	27-17	W	Indianapolis Colts	Hoosier Dome	29,850	Ind.	Elway	Trudeau

Sun., Nov. 4*	22-27	L	Minnesota Vikings	Metrodome	57,331	Ind.	Elway	Gannon
Sun., Nov. 11	7-19	L	San Diego Chargers	Jack Murphy Stadium	59,557	85°	Elway	Tolliver
Sun., Nov. 18	13-16	L	Chicago Bears (OT)	Mile High Stadium	75,013	61°	Elway	Harbaugh
Thu., Nov. 22	27-40	L	Detroit Lions	Silverdome	73,896	Ind.	Elway	Gagliano
Sun., Dec. 2	20-23	L	Los Angeles Raiders	Mile High Stadium	74,162	35°	Elway	Schroeder
Sun., Dec. 9	20-31	L	Kansas City Chiefs	Arrowhead Stadium	74,347	66°	Elway	DeBerg
Sun., Dec. 16	20-10	W	San Diego Chargers	Mile High Stadium	64,919	47°	Elway	Tolliver
Sun., Dec. 23*	12-17	L	Seattle Seahawks	Kingdome	55,845	Ind.	Elway	Krieg
Sun., Dec. 30	22-13	W	Green Bay Packers	Mile High Stadium	46,943	38°	Elway	Dilweg
(Bye Oct. 28)	331-374				1,071,128			

1991

HEAD COACH: Dan Reeves

PRESEASON (2-3)

Day/Date	Score	W/L	Opponent	Location	Attend.	Temp.	Den. QB	Opp. QB
Sat., July 27	3-14	L	Detroit Lions	Canton, Ohio (Hall of Fame)	23,815	69°	Elway	Peete
Fri., Aug. 2*	10-3	W	Indianapolis Colts	Mile High Stadium	75,375	62°	Elway	George
Wed., Aug. 7*	6-24	L	San Francisco 49ers	Candlestick Park	54,170	75°	Elway	Young
Mon., Aug. 19*	21-13	W	Miami Dolphins	Mile High Stadium	72,555	66°	Elway	Marino
Fri., Aug. 23*	10-34	L	Phoenix Cardinals	Sun Devil Stadium	38,372	102°	Elway	Tupa
	50-88				264,287			

REGULAR SEASON (12-4 overall / 1st AFC West (5-3 Div.) / 7-1 home / 5-3 away)

Day/Date	Score	W/L	Opponent	Location	Attend.	Temp.	Den. QB	Opp. QB
Sun., Sept. 1	45-14	W	Cincinnati Bengals	Mile High Stadium	72,855	84°	Elway	Esiason
Sun., Sept. 8	13-16	L	Los Angeles Raiders	L.A. Coliseum	48,569	79°	Elway	Schroeder
Sun., Sept. 15	16-10	W	Seattle Seahawks	Mile High Stadium	74,152	64°	Elway	Kemp
Sun., Sept. 22	27-19	W	San Diego Chargers	Mile High Stadium	73,258	57°	Elway	Friesz
Sun., Sept. 29*	13-6	W	Minnesota Vikings	Metrodome	55,031	Ind.	Elway	Wilson, W.
Sun., Oct. 6	14-42	L	Houston Oilers	Astrodome	59,145	Ind.	Elway	Moon
Sun., Oct. 20	19-16	W	Kansas City Chiefs	Mile High Stadium	75,866	64°	Elway	DeBerg
Sun., Oct. 27	9-6	W	New England Patriots	Foxboro Stadium	43,994	76°	Elway	Millen
Sun., Nov. 3*	20-13	W	Pittsburgh Steelers	Mile High Stadium	70,973	23°	Elway	O'Donnell
Sun., Nov. 10	16-17	L	Los Angeles Raiders	Mile High Stadium	75,896	46°	Elway	Schroeder
Sun., Nov. 17	24-20	W	Kansas City Chiefs	Arrowhead Stadium	74,661	59°	Elway	DeBerg
Sun., Nov. 24	10-13	L	Seattle Seahawks	Kingdome	60,430	Ind.	Elway	Krieg
Sun., Dec. 1	20-3	W	New England Patriots	Mile High Stadium	67,116	23°	Elway	Millen
Sun., Dec. 8	17-7	W	Cleveland Browns	Cleveland Stadium	73,539	57°	Elway	Kosar
Sun., Dec. 15	24-19	W	Phoenix Cardinals	Mile High Stadium	74,098	49°	Elway	Chandler
Sun., Dec. 22	17-14	W	San Diego Chargers	Jack Murphy Stadium	51,449	64°	Elway	Friesz
(Bye Oct. 13)	304-235				1,053,275			

1991 AFC DIVISIONAL PLAYOFF GAME

Sat., Jan. 4	26-24	W	Houston Oilers	Mile High Stadium	75,301	36°	Elway	Moon

1991 AFC CHAMPIONSHIP GAME

Sun., Jan. 12	7-10	L	Buffalo Bills	Rich Stadium	80,272	42°	Elway	Kelly

1992

HEAD COACH: Dan Reeves

PRESEASON (1-4)

Day/Date	Score	W/L	Opponent	Location	Attend.	Temp.	Den. QB	Opp. QB
Mon., Aug. 3*	7-13	L	San Francisco 49ers	Candlestick Park	50,435	64°	Pelluer	Young
Sat., Aug. 8*	31-10	W	Tampa Bay Buccaneers	Mile High Stadium	66,521	91°	Elway	Testaverde
Sat., Aug. 15*	27-31	L	Miami Dolphins	Olympic Stadium	60,813	64°	Elway	Marino
				(Berlin, Germany; American Bowl; 7 p.m. in Berlin/11 a.m. in Denver)				
Sat., Aug. 22*	3-17	L	Dallas Cowboys	Texas Stadium	61,485	83°	Elway	Aikman
Fri., Aug. 28*	17-21	L	Phoenix Cardinals	Mile High Stadium	66,743	80°	Elway	Rosenbach
	75-92				305,997			

REGULAR SEASON (8-8 overall / 3rd AFC West (4-4 Div.) / 7-1 home / 1-7 away)

Day/Date	Score	W/L	Opponent	Location	Attend.	Temp.	Den. QB	Opp. QB
Sun., Sept. 6*	17-13	W	Los Angeles Raiders	Mile High Stadium	75,418	78°	Elway	Schroeder
Sun., Sept. 13	21-13	W	San Diego Chargers	Mile High Stadium	74,367	84°	Elway	Humphries
Sun., Sept. 20	0-30	L	Philadelphia Eagles	Veterans Stadium	65,833	72°	Elway	Cunningham
Sun., Sept. 27	12-0	W	Cleveland Browns	Cleveland Stadium	78,064	69°	Elway	Tomczak
Sun., Oct. 4	20-19	W	Kansas City Chiefs	Mile High Stadium	75,629	76°	Elway	Krieg
Mon., Oct. 12*	3-34	L	Washington Redskins	RFK Stadium	56,371	60°	Elway	Rypien
Sun., Oct. 18	27-21	W	Houston Oilers	Mile High Stadium	74,827	72°	Elway	Moon
Sun., Oct. 25	21-24	L	San Diego Chargers	Jack Murphy Stadium	53,576	71°	Elway	Humphries
Sun., Nov. 8	27-16	W	New York Jets	Mile High Stadium	74,678	55°	Elway	Nagle
Sun., Nov. 15*	27-13	W	New York Giants	Mile High Stadium	75,269	56°	Elway	Hostetler
Sun., Nov. 22	0-24	L	Los Angeles Raiders	L.A. Coliseum	50,011	67°	Maddox	Schroeder
Mon., Nov. 30*	13-16	L	Seattle Seahawks (OT)	Kingdome	51,612	Ind.	Maddox	Stouffer
Sun., Dec. 6	27-31	L	Dallas Cowboys	Mile High Stadium	74,946	31°	Maddox	Aikman
Sat., Dec. 12	17-27	L	Buffalo Bills	Rich Stadium	71,740	37°	Maddox	Kelly
Sun., Dec. 20	10-6	W	Seattle Seahawks	Mile High Stadium	72,570	44°	Elway	Gelbaugh
Sun., Dec. 27	20-42	L	Kansas City Chiefs	Arrowhead Stadium	76,240	45°	Elway	Krieg
(Bye Nov. 1)	262-329				1,108,833			

1993

HEAD COACH: Wade Phillips

PRESEASON (2-2)

Day/Date	Score	W/L	Opponent	Location	Attend.	Temp.	Den. QB	Opp. QB
Sat., Aug. 7*	23-7	W	Tampa Bay Buccaneers	Tampa Stadium	38,020	90°	Elway	Erickson, C.
Mon., Aug. 16*	13-16	L	San Francisco 49ers	Mile High Stadium	71,921	92°	Elway	Bono
Fri., Aug. 20*	34-24	W	Miami Dolphins	Mile High Stadium	59,383	78°	Elway	Marino
Fri., Aug. 27*	9-34	L	Phoenix Cardinals	Sun Devil Stadium	44,207	78°	Elway	Beuerlein
	79-81				213,531			

REGULAR SEASON (9-7 overall / 3rd AFC West (4-4 Div.) / 5-3 home / 4-4 away)

Day/Date	Score	W/L	Opponent	Location	Attend.	Temp.	Den. QB	Opp. QB
Sun., Sept. 5	26-20	W	New York Jets	Giants Stadium	68,130	81°	Elway	Esiason
Sun., Sept. 12	34-17	W	San Diego Chargers	Mile High Stadium	75,074	91°	Elway	Humphries
Mon., Sept. 20*	7-15	L	Kansas City Chiefs	Arrowhead Stadium	78,453	74°	Elway	Montana
Sun., Oct. 3	35-13	W	Indianapolis Colts	Mile High Stadium	74,953	80°	Elway	Trudeau
Sun., Oct. 10*	27-30	L	Green Bay Packers	Lambeau Field	58,943	43°	Elway	Favre
Mon., Oct. 18	20-23	L	Los Angeles Raiders	Mile High Stadium	75,712	44°	Elway	Hostetler
Sun., Oct. 31	28-17	W	Seattle Seahawks	Mile High Stadium	73,644	62°	Elway	Mirer
Sun., Nov. 7	29-14	W	Cleveland Browns	Cleveland Stadium	77,818	36°	Elway	Kosar
Sun., Nov. 14	23-26	L	Minnesota Vikings	Mile High Stadium	67,329	30°	Elway	Salisbury
Sun., Nov. 21	37-13	W	Pittsburgh Steelers	Mile High Stadium	74,840	58°	Elway	O'Donnell
Sun., Nov. 28	17-9	W	Seattle Seahawks	Kingdome	57,812	Ind.	Elway	Mirer
Sun., Dec. 5	10-13	L	San Diego Chargers	Jack Murphy Stadium	60,233	72°	Elway	Humphries
Sun., Dec. 12	27-21	W	Kansas City Chiefs	Mile High Stadium	75,822	51°	Elway	Montana
Sat., Dec. 18	13-3	W	Chicago Bears	Soldier Field	53,056	39°	Elway	Willis
Sun., Dec. 26	10-17	L	Tampa Bay Buccaneers	Mile High Stadium	73,434	57°	Elway	Erickson, C.
Sun., Jan. 2	30-33	L	Los Angeles Raiders (OT)	L.A. Coliseum	66,904	76°	Elway	Hostetler
(Bye Sept. 26 & Oct. 24)	373-284				1,112,157			

1993 AFC WILD CARD PLAYOFF GAME

Sun., Jan. 9	24-42	L	Los Angeles Raiders	L.A. Coliseum	65,314	73°	Elway	Hostetler

1994

HEAD COACH: Wade Phillips

PRESEASON (2-3)

Day/Date	Score	W/L	Opponent	Location	Attend.	Temp.	Den. QB	Opp. QB
Sun., July 31*	22-25	L	Los Angeles Raiders	Olympic Stadium	37,406	84°	Elway	Hostetler
				(Barcelona, Spain; American Bowl; Sun. 7 p.m. in Barcelona/Sun. 11 a.m. in Denver)				
Sat., Aug. 6*	37-16	W	Atlanta Falcons	Mile High Stadium	72,231	92°	Elway	George
Fri., Aug. 12*	3-20	L	San Francisco 49ers	Candlestick Park	52,429	75°	Elway	Young
Sun., Aug. 21	10-34	L	Dallas Cowboys	Texas Stadium	63,923	84°	Elway	Aikman
Thu., Aug. 25*	30-21	W	Arizona Cardinals	Mile High Stadium	70,075	84°	Millen	Beuerlein
	102-116				258,695			

REGULAR SEASON (7-9 overall / 4th AFC West (4-4 Div.) / 4-4 home / 3-5 away)

Day/Date	Score	W/L	Opponent	Location	Attend.	Temp.	Den. QB	Opp. QB
Sun., Sept. 4*	34-37	L	San Diego Chargers	Mile High Stadium	74,032	87°	Elway	Humphries
Sun., Sept. 11	22-25	L	New York Jets (OT)	Giants Stadium	73,436	69°	Elway	Esiason
Sun., Sept. 18	16-48	L	Los Angeles Raiders	Mile High Stadium	75,764	83°	Elway	Hostetler
Mon., Sept. 26*	20-27	L	Buffalo Bills	Rich Stadium	75,373	62°	Elway	Kelly
Sun., Oct. 9	16-9	W	Seattle Seahawks	Husky Stadium	63,872	64°	Elway	Mirer
Mon., Oct. 17	28-31	L	Kansas City Chiefs	Mile High Stadium	75,151	42°	Elway	Montana
Sun., Oct. 23	20-15	W	San Diego Chargers	Jack Murphy Stadium	61,626	69°	Elway	Humphries
Sun., Oct. 30	26-14	W	Cleveland Browns	Mile High Stadium	73,190	40°	Elway	Testaverde
Sun., Nov. 6	21-27	L	Los Angeles Rams	Anaheim Stadium	48,103	74°	Elway	Chandler
Sun., Nov. 13	17-10	W	Seattle Seahawks	Mile High Stadium	71,290	52°	Elway	Mirer
Sun., Nov. 20	32-28	W	Atlanta Falcons	Mile High Stadium	70,594	48°	Elway	George
Sun., Nov. 27	15-13	W	Cincinnati Bengals	Mile High Stadium	69,714	30°	Elway	Blake
Sun., Dec. 4	20-17	W	Kansas City Chiefs (OT)	Arrowhead Stadium	77,631	67°	Elway	Bono
Sun., Dec. 11	13-23	L	Los Angeles Raiders	L.A. Coliseum	60,016	65°	Millen	Hostetler
Sat., Dec. 17	19-42	L	San Francisco 49ers	Candlestick Park	64,884	49°	Elway	Young
Sat., Dec. 24	28-30	L	New Orleans Saints	Mile High Stadium	64,445	59°	Millen	Everett
(Bye Oct. 2)	347-386				1,099,121			

1995

HEAD COACH: Mike Shanahan

PRESEASON (3-2)

Day/Date	Score	W/L	Opponent	Location	Attend.	Temp.	Den. QB	Opp. QB
Sat., July 29*	9-7	W	San Francisco 49ers	Mile High Stadium	71,182	89°	Elway	Young
Sun., Aug. 6	24-10	W	San Francisco 49ers	Tokyo Dome	48,526	Ind.	Elway	Young
				(Tokyo, Japan; American Bowl; Sunday a.m. in Tokyo/Sat. p.m. in Denver)				
Sat., Aug. 12*	10-19	L	Carolina Panthers	Clemson Stadium	57,017	93°	Elway	Reich
Mon., Aug. 21*	20-17	W	Dallas Cowboys	Mile High Stadium	72,451	82°	Elway	Aikman
Fri., Aug. 25*	17-23	L	Jacksonville Jaguars	Jacksonville Municipal Stadium	66,023	82°	Millen	Beuerlein
	80-76				315,199			

REGULAR SEASON (8-8 overall / 4th AFC West (3-5 Div.) / 6-2 home / 2-6 away)

Day/Date	Score	W/L	Opponent	Location	Attend.	Temp.	Den. QB	Opp. QB
Sun., Sept. 3*	22-7	W	Buffalo Bills	Mile High Stadium	75,157	91°	Elway	Kelly
Sun., Sept. 10	21-31	L	Dallas Cowboys	Texas Stadium	64,578	84°	Elway	Aikman
Sun., Sept. 17	38-31	W	Washington Redskins	Mile High Stadium	71,930	80°	Elway	Frerotte
Sun., Sept. 24	6-17	L	San Diego Chargers	Jack Murphy Stadium	58,987	76°	Elway	Humphries
Sun., Oct. 1	10-27	L	Seattle Seahawks	Kingdome	49,914	Ind.	Elway	Mirer
Sun., Oct. 8*	37-3	W	New England Patriots	Foxboro Stadium	60,074	66°	Elway	Bledsoe
Mon., Oct. 16*	27-0	W	Oakland Raiders	Mile High Stadium	75,491	66°	Elway	Hostetler
Sun., Oct. 22	7-21	L	Kansas City Chiefs	Mile High Stadium	71,044	34°	Elway	Bono
Sun., Nov. 5	38-6	W	Arizona Cardinals	Mile High Stadium	71,488	65°	Elway	Krieg
Sun., Nov. 12*	13-31	L	Philadelphia Eagles	Veterans Stadium	60,842	34°	Elway	Peete
Sun., Nov. 19	30-27	W	San Diego Chargers	Mile High Stadium	74,681	55°	Elway	Humphries
Sun., Nov. 26	33-42	L	Houston Oilers	Astrodome	36,113	Ind.	Elway	Chandler
Sun., Dec. 3	31-23	W	Jacksonville Jaguars	Mile High Stadium	72,231	51°	Elway	Beuerlein
Sun., Dec. 10	27-31	L	Seattle Seahawks	Mile High Stadium	71,488	56°	Elway	Mirer
Sun., Dec. 17	17-20	L	Kansas City Chiefs	Arrowhead Stadium	75,061	37°	Elway	Bono
Sun., Dec. 24	31-28	W	Oakland Raiders	Oakland-Alameda County Coliseum	50,074	57°	Elway	Hobert
(Bye Oct. 29)	388-345				1,039,153			

1996

HEAD COACH: Mike Shanahan

PRESEASON (3-1)

Sat., Aug. 3	20-17	W	San Francisco 49ers	3Com Park	48,577	65°	Elway	Young
Sat., Aug. 10*	40-28	W	Carolina Panthers	Mile High Stadium	70,649	87°	Elway	Collins, K.
Sat., Aug. 17*	20-3	W	Dallas Cowboys	Texas Stadium	56,115	78°	Elway	Aikman
Fri., Aug. 23*	24-31	L	Jacksonville Jaguars	Mile High Stadium	57,665	64°	Elway	Brunell
	104-79				233,006			

REGULAR SEASON (13-3 overall / 1st AFC West (6-2 Div.) / 8-0 home / 5-3 away)

Day/Date	Score	W/L	Opponent	Location	Attend.	Temp.	Den. QB	Opp. QB
Sun., Sept. 1	31-6	W	New York Jets	Mile High Stadium	70,595	90°	Elway	O'Donnell
Sun., Sept. 8*	30-20	W	Seattle Seahawks	Kingdome	43,671	Ind.	Elway	Mirer
Sun., Sept. 15*	27-23	W	Tampa Bay Buccaneers	Mile High Stadium	71,535	70°	Elway	Dilfer
Sun., Sept. 22	14-17	L	Kansas City Chiefs	Arrowhead Stadium	79,439	75°	Elway	Bono
Sun., Sept. 29	14-10	W	Cincinnati Bengals	Cinergy Field	51,798	70°	Elway	Blake
Sun., Oct. 6	28-17	W	San Diego Chargers	Mile High Stadium	75,058	68°	Elway	Humphries
Sun., Oct. 20	45-34	W	Baltimore Ravens	Mile High Stadium	70,453	36°	Elway	Testaverde
Sun., Oct. 27	34-7	W	Kansas City Chiefs	Mile High Stadium	75,652	44°	Elway	Bono
Mon., Nov. 4*	22-21	W	Oakland Raiders	Oakland-Alameda County Coliseum	61,179	63°	Elway	Hostetler
Sun., Nov. 10	17-12	W	Chicago Bears	Mile High Stadium	75,555	66°	Elway	Krieg
Sun., Nov. 17	34-8	W	New England Patriots	Foxboro Stadium	59,452	55°	Elway	Bledsoe
Sun., Nov. 24	21-17	W	Minnesota Vikings	Hubert H. Humphrey Metrodome	59,142	Ind.	Elway	Johnson, B.
Sun., Dec. 1	34-7	W	Seattle Seahawks	Mile High Stadium	74,982	50°	Elway	Mirer
Sun., Dec. 8	6-41	L	Green Bay Packers	Lambeau Field	60,712	31°	Musgrave	Favre
Sun., Dec. 15	24-19	W	Oakland Raiders	Mile High Stadium	75,466	40°	Elway	Hostetler
Sun., Dec. 22*	10-16	L	San Diego Chargers	Jack Murphy Stadium	46,801	56°	Elway	Humphries
(Bye Oct. 13)	391-275				1,051,490			

1996 AFC DIVISIONAL PLAYOFF GAME

Sat., Jan. 4	27-30	L	Jacksonville Jaguars	Mile High Stadium	75,678	46°	Elway	Brunell

1997

HEAD COACH: Mike Shanahan

PRESEASON (3-2)

Day/Date	Score	W/L	Opponent	Location	Attend.	Temp.	Den. QB	Opp. QB
Sat., Jul. 26*	31-10	W	Buffalo Bills	Mile High Stadium	69,739	81°	Elway	Collins, T.
Mon., Aug. 4*	19-38	L	Miami Dolphins	Estadio Guillermo Canedo	104,629	70°	Elway	Marino
				(Mexico City, American Bowl)				
Sat., Aug. 9*	23-13	W	Carolina Panthers	Ericsson Stadium	68,296	78°	Lewis	Collins, K.
Sun., Aug. 17	21-31	L	New England Patriots	Foxboro Stadium	55,354	88°	Lewis	Bledsoe
Sat., Aug. 23*	31-17	W	San Francisco 49ers	Mile High Stadium	69,874	89°	Elway	Young
	125-109				367,892			

REGULAR SEASON (12-4 overall / 2nd AFC West (6-2 Div.) / 8-0 home / 4-4 away)

Day/Date	Score	W/L	Opponent	Location	Attend.	Temp.	Den. QB	Opp. QB
Sun., Aug. 31	19-3	W	Kansas City Chiefs	Mile High Stadium	75,600	82°	Elway	Grbac
Sun., Sept. 7	35-14	W	Seattle Seahawks	Kingdome	55,859	Ind.	Elway	Moon
Sun., Sept. 14	35-14	W	St. Louis Rams	Mile High Stadium	74,338	82°	Elway	Banks
Sun., Sept. 21	38-20	W	Cincinnati Bengals	Mile High Stadium	73,871	54°	Elway	Blake
Sun., Sept. 28	29-21	W	Atlanta Falcons	Georgia Dome	48,211	Ind.	Elway	Chandler
Mon., Oct. 6*	34-13	W	New England Patriots	Mile High Stadium	75,821	55°	Elway	Bledsoe
Sun., Oct. 19	25-28	L	Oakland Raiders	Oakland-Alameda County Coliseum	57,006	64°	Elway	George
Sun., Oct. 26	23-20	W	Buffalo Bills (OT)	Rich Stadium	78,458	43°	Elway	Collins, T.
Sun., Nov. 2	30-27	W	Seattle Seahawks	Mile High Stadium	74,212	46°	Elway	Moon
Sun., Nov. 9	34-0	W	Carolina Panthers	Mile High Stadium	71,408	28°	Elway	Collins, K.
Sun., Nov. 16	22-24	L	Kansas City Chiefs	Arrowhead Stadium	77,963	31°	Elway	Gannon
Mon., Nov. 24*	31-3	W	Oakland Raiders	Mile High Stadium	75,307	38°	Elway	George
Sun., Nov. 30*	38-28	W	San Diego Chargers	Qualcomm Stadium	54,245	56°	Elway	Whelihan
Sun., Dec. 7	24-35	L	Pittsburgh Steelers	Three Rivers Stadium	59,739	33°	Elway	Stewart
Mon., Dec. 15*	17-34	L	San Francisco 49ers	3Com Park	68,461	50°	Elway	Young
Sun., Dec. 21	38-3	W	San Diego Chargers	Mile High Stadium	69,632	33°	Elway	Whelihan
(Bye Oct. 12)	472-287				1,090,131			

1997 AFC WILD CARD PLAYOFF GAME

Sat., Dec. 27	42-17	W	Jacksonville Jaguars	Mile High Stadium	74,481	44°	Elway	Brunell

1997 AFC DIVISIONAL PLAYOFF GAME

Sun., Jan. 4	14-10	W	Kansas City Chiefs	Arrowhead Stadium	76,965	32°	Elway	Grbac

1997 AFC CHAMPIONSHIP GAME

Sun., Jan. 11	24-21	W	Pittsburgh Steelers	Three Rivers Stadium	61,382	38°	Elway	Stewart

SUPER BOWL XXXII

Sun., Jan. 25	31-24	W	Green Bay Packers	Qualcomm Stadium, San Diego	68,912	67°	Elway	Favre

1998

HEAD COACH: Mike Shanahan

PRESEASON (3-1)

Day/Date	Score	W/L	Opponent	Location	Attend.	Temp.	Den. QB	Opp. QB
Sat., Aug. 8*	20-13	W	St. Louis Rams	Trans World Dome	53,842	Ind.	Brister	Banks
Fri., Aug. 14*	17-10	W	New Orleans Saints	Mile High Stadium	70,937	82°	Elway	Hobert
Mon., Aug. 24*	34-31	W	Green Bay Packers	Mile High Stadium	73,183	73°	Elway	Favre
Sat., Aug. 29	13-16	L	Tennessee Oilers	Vanderbilt Stadium	33,194	89°	Elway	McNair
	84-70				231,156			

REGULAR SEASON (14-2 overall / 1st AFC West (8-0 Div.) / 8-0 home / 6-2 away)

Day/Date	Score	W/L	Opponent	Location	Attend.	Temp.	Den. QB	Opp. QB
Mon., Sept. 7*	27-21	W	New England Patriots	Mile High Stadium	74,745	84°	Elway	Bledsoe
Sun., Sept. 13	42-23	W	Dallas Cowboys	Mile High Stadium	75,013	76°	Elway	Aikman
Sun., Sept. 20	34-17	W	Oakland Raiders	Oakland-Alameda County Coliseum	56,578	65°	Elway	George
Sun., Sept. 27	38-16	W	Washington Redskins	Jack Kent Cooke Stadium	71,880	90°	Brister	Green
Sun., Oct. 4	41-16	W	Philadelphia Eagles	Mile High Stadium	73,218	57°	Brister	Hoying
Sun., Oct. 11	21-16	W	Seattle Seahawks	Kingdome	66,258	Ind.	Elway	Moon
Sun., Oct. 25	37-24	W	Jacksonville Jaguars	Mile High Stadium	75,217	63°	Elway	Brunell
Sun., Nov. 1	33-26	W	Cincinnati Bengals	Cinergy Field	59,974	60°	Elway	O'Donnell
Sun., Nov. 8	27-10	W	San Diego Chargers	Mile High Stadium	74,925	37°	Brister	Leaf
Mon., Nov. 16*	30-7	W	Kansas City Chiefs	Arrowhead Stadium	78,100	54°	Brister	Gannon
Sun., Nov. 22	40-14	W	Oakland Raiders	Mile High Stadium	75,325	73°	Elway	Hollas
Sun., Nov. 29*	31-16	W	San Diego Chargers	Qualcomm Stadium	66,532	63°	Elway	Whelihan
Sun., Dec. 6	35-31	W	Kansas City Chiefs	Mile High Stadium	74,962	35°	Elway	Gannon
Sun., Dec. 13	16-20	L	New York Giants	Giants Stadium	72,336	41°	Elway	Graham
Mon., Dec. 21*	21-31	L	Miami Dolphins	Pro Player Stadium	74,363	76°	Elway	Marino
Sun., Dec. 27	28-21	W	Seattle Seahawks	Mile High Stadium	74,057	46°	Elway	Kitna
(Bye Oct. 18)	501-309				1,143,213			

1998 AFC DIVISIONAL PLAYOFF GAME

Sat., Jan. 9	38-3	W	Miami Dolphins	Mile High Stadium	75,729	49°	Elway	Marino

1998 AFC CHAMPIONSHIP GAME

Sun., Jan. 17	23-10	W	New York Jets	Mile High Stadium	75,482	41°	Elway	Testaverde

SUPER BOWL XXXIII

Sun., Jan. 31*	34-19	W	Atlanta Falcons	Pro Player Stadium, Miami	74,803	73°	Elway	Chandler

1999

HEAD COACH: Mike Shanahan

PRESEASON (3-2)

Day/Date	Score	W/L	Opponent	Location	Attend.	Temp.	Den. QB	Opp. QB
Sun., Aug. 8	20-17	W	San Diego Chargers	Stadium Australia	73,811	60°	Brister	Harbaugh
				(Sydney, Australia; American Bowl; Sunday a.m. in Sydney/Sat. p.m. in Denver)				
Sat., Aug. 14*	38-7	W	Arizona Cardinals	Mile High Stadium	67,941	80°	Brister	Plummer
Mon., Aug. 23*	12-27	L	Green Bay Packers	Camp Randall Stad., Madison, Wisc.	78,184	66°	Brister	Favre
Sun., Aug. 29*	12-22	L	Dallas Cowboys	Texas Stadium	61,893	98°	Brister	Aikman
Fri., Sept. 3*	34-3	W	San Francisco 49ers	Mile High Stadium	68,421	67°	Griese	Garcia
	116-76				350,250			

REGULAR SEASON (6-10 overall / 5th AFC West (4-4 Div.) / 3-5 home / 3-5 away)

Day/Date	Score	W/L	Opponent	Location	Attend.	Temp.	Den. QB	Opp. QB
Mon., Sept. 13*	21-38	L	Miami Dolphins	Mile High Stadium	75,623	60°	Griese	Marino
Sun., Sept. 19	10-26	L	Kansas City Chiefs	Arrowhead Stadium	78,683	69°	Griese	Grbac
Sun., Sept. 26	10-13	L	Tampa Bay Buccaneers	Raymond James Stadium	65,297	82°	Griese	Dilfer
Sun., Oct. 3	13-21	L	New York Jets	Mile High Stadium	74,181	54°	Griese	Mirer
Sun., Oct. 10	16-13	W	Oakland Raiders	Network Associates Coliseum	55,704	79°	Griese	Gannon
Sun., Oct. 17	31-10	W	Green Bay Packers	Mile High Stadium	73,352	50°	Griese	Favre
Sun., Oct. 24	23-24	L	New England Patriots	Foxboro Stadium	60,011	53°	Griese	Bledsoe
Sun., Oct. 31	20-23	L	Minnesota Vikings	Mile High Stadium	75,021	75°	Griese	George
Sun., Nov. 7	33-17	W	San Diego Chargers	Qualcomm Stadium	61,204	69°	Miller	Harbaugh
Sun., Nov. 14*	17-20	L	Seattle Seahawks	Kingdome	66,314	Ind.	Miller	Kitna
Mon., Nov. 22*	27-21	W	Oakland Raiders (OT)	Mile High Stadium	70,012	26°	Miller	Gannon
Sun., Dec. 5	10-16	L	Kansas City Chiefs	Mile High Stadium	73,855	45°	Griese	Grbac
Mon., Dec. 13*	24-27	L	Jacksonville Jaguars	ALLTEL Stadium	71,357	68°	Griese	Brunell
Sun., Dec. 19	36-30*	W	Seattle Seahawks	Mile High Stadium	65,987	27°	Griese	Kitna
Sat., Dec. 25	17-7	W	Detroit Lions	Silverdome	73,158	Ind.	Griese	Batch
Sun., Jan. 2	6-12	L	San Diego Chargers	Mile High Stadium	69,278	41°	Griese	Harbaugh
(Bye Nov. 28)	314-318				1,109,037			

2000

HEAD COACH: Mike Shanahan

PRESEASON (4-0)

Day/Date	Score	W/L	Opponent	Location	Attend.	Temp.	Den. QB	Opp. QB
Sat., Aug. 5*	31-17	W	Arizona Cardinals	Sun Devil Stadium	37,781	101°	Griese	Plummer
Sun., Aug. 13	26-20	W	Green Bay Packers	Mile High Stadium	75,367	89°	Griese	Hasselbeck, M.
Sat., Aug. 19*	36-23	W	Dallas Cowboys	Mile High Stadium	76,632	85°	Griese	Aikman
Fri., Aug. 25*	28-24	W	San Francisco 49ers	3COM Park	65,016	70°	Griese	Garcia
	121-84				254,796			

REGULAR SEASON (11-5 overall / 2nd AFC West (6-2 Div.) / 6-2 home / 5-3 away)

Day/Date	Score	W/L	Opponent	Location	Attend.	Temp.	Den. QB	Opp. QB
Mon., Sept. 4*	36-41	L	St. Louis Rams	Trans World Dome	65,956	Ind.	Griese	Warner
Sun., Sept. 10	42-14	W	Atlanta Falcons	Mile High Stadium	75,466	84°	Griese	Chandler
Sun., Sept. 17	33-24	W	Oakland Raiders	Network Associates Coliseum	62,078	79°	Griese	Gannon
Sun., Sept. 24	22-23	L	Kansas City Chiefs	Mile High Stadium	74,596	36°	Frerotte	Grbac
Sun., Oct. 1	19-28	L	New England Patriots	Mile High Stadium	75,684	80°	Griese	Bledsoe
Sun., Oct. 8	21-7	W	San Diego Chargers	Qualcomm Stadium	56,079	68°	Griese	Harbaugh
Sun., Oct. 15	44-10	W	Cleveland Browns	Mile High Stadium	75,811	59°	Griese	Couch
Sun., Oct. 22	21-31	L	Cincinnati Bengals	Paul Brown Stadium	61,603	73°	Griese	Smith
Sun., Nov. 5	30-23	W	New York Jets	Giants Stadium	78,305	51°	Griese	Testaverde
Mon., Nov. 13*	27-24	W	Oakland Raiders	Mile High Stadium	75,951	20°	Griese	Gannon
Sun., Nov. 19	38-37	W	San Diego Chargers	Mile High Stadium	75,218	39°	Frerotte	Leaf
Sun., Nov. 26	38-31	W	Seattle Seahawks	Husky Stadium	68,661	48°	Frerotte	Huard, B.
Sun., Dec. 3	38-23	W	New Orleans Saints	Louisiana Superdome	64,900	Ind.	Frerotte	Brooks
Sun., Dec. 10	31-24	W	Seattle Seahawks	Mile High Stadium	75,218	22°	Frerotte	Kitna

Sun., Dec. 17	7-20	L	Kansas City Chiefs	Arrowhead Stadium	78,406	9°	Frerotte	Grbac
Sat., Dec. 23	38-9	W	San Francisco 49ers	Mile High Stadium	76,098	45°	Griese	Garcia
(Bye Oct. 29)	485-369				1,140,030			

2000 AFC WILD CARD PLAYOFF GAME

Sun., Dec. 31	3-21	L	Baltimore Ravens	PSINet Stadium	69,638	22°	Frerotte	Dilfer

2001

HEAD COACH: Mike Shanahan

PRESEASON (3-1)

Day/Date	Score	W/L	Opponent	Location	Attend.	Temp.	Den. QB	Opp. QB
Sat., Aug. 11*	20-6	W	Dallas Cowboys	Texas Stadium	46,883	86°	Griese	Banks
Mon., Aug. 20*	7-22	L	Green Bay Packers	Lambeau Field	59,177	77°	Griese	Favre
Sat., Aug. 25*	31-24	W	New Orleans Saints	INVESCO Field at Mile High	74,063	81°	Griese	Brooks
Fri., Aug. 31*	35-7	W	San Francisco 49ers	INVESCO Field at Mile High	73,855	72°	Frerotte	Rattay
	93-59				253,928			

REGULAR SEASON (8-8 overall / 3rd AFC West (4-4 Div.) / 6-2 home / 2-6 away)

Day/Date	Score	W/L	Opponent	Location	Attend.	Temp.	Den. QB	Opp. QB
Mon., Sept. 10*	31-20	W	New York Giants	INVESCO Field at Mile High	75,735	75°	Griese	Collins
Sun., Sept. 16			***Postponed until Jan. 6 due to terrorist attacks on U.S.***					
Sun., Sept. 23*	38-17	W	Arizona Cardinals	Sun Devil Stadium	50,913	103°	Griese	Plummer
Sun., Sept. 30	13-20	L	Baltimore Ravens	INVESCO Field at Mile High	75,082	71°	Griese	Grbac
Sun., Oct. 7	20-6	W	Kansas City Chiefs	INVESCO Field at Mile High	75,037	74°	Griese	Green
Sun., Oct. 14	21-34	L	Seattle Seahawks	Husky Stadium	61,837	54°	Griese	Dilfer
Sun., Oct. 21	10-27	L	San Diego Chargers	Qualcomm Stadium	67,521	66°	Griese	Flutie
Sun., Oct. 28	31-20	W	New England Patriots	INVESCO Field at Mile High	74,750	72°	Griese	Brady
Mon., Nov. 5*	28-38	L	Oakland Raiders	Network Associates Coliseum	62,637	62°	Griese	Gannon
Sun., Nov. 11	26-16	W	San Diego Chargers	INVESCO Field at Mile High	74,951	62°	Griese	Flutie
Sun., Nov. 18	10-17	L	Washington Redskins	INVESCO Field at Mile High	74,622	44°	Griese	Banks
Thu., Nov. 22	26-24	W	Dallas Cowboys	Texas Stadium	64,104	72°	Griese	Leaf
Sun., Dec. 2	10-21	L	Miami Dolphins	Pro Player Stadium	73,938	76°	Griese	Fiedler
Sun., Dec. 9*	20-7	W	Seattle Seahawks	INVESCO Field at Mile High	74,524	38°	Griese	Hasselbeck, M.
Sun., Dec. 16	23-26	L	Kansas City Chiefs (OT)	Arrowhead Stadium	77,778	49°	Frerotte	Green
Sun., Dec. 30	23-17	W	Oakland Raiders	INVESCO Field at Mile High	75,582	24°	Griese	Gannon
Sun., Jan. 6	10-29	L	Indianapolis Colts	RCA Dome	56,192	Ind.	Griese	Manning, P.
(Bye Dec. 23)	340-339				1,115,203			

2002

HEAD COACH: Mike Shanahan

PRESEASON (3-1)

Day/Date	Score	W/L	Opponent	Location	Attend.	Temp.	Den. QB	Opp. QB
Sat., Aug. 10*	27-3	W	Chicago Bears	Memorial Stadium, Champaign, Ill.	52,168	85°	Griese	Miller
Mon., Aug. 19*	7-12	L	San Francisco 49ers	INVESCO Field at Mile High	73,071	85°	Griese	Garcia
Sat., Aug. 24*	19-13	W	Arizona Cardinals	Sun Devil Stadium	26,736	105°	Griese	Plummer
Thu., Aug. 29*	31-0	W	Seattle Seahawks	INVESCO Field at Mile High	71,755	65°	Jackson	Hasselbeck, M.
	84-28				223,730			

REGULAR SEASON (9-7 overall / 2nd AFC West (3-3 Div.) / 5-3 home / 4-4 away)

Day/Date	Score	W/L	Opponent	Location	Attend.	Temp.	Den. QB	Opp. QB
Sun., Sept. 8	23-16	W	St. Louis Rams	INVESCO Field at Mile High	75,710	83°	Griese	Warner
Sun., Sept. 15	24-14	W	San Francisco 49ers	3COM Park	67,685	67°	Griese	Garcia
Sun., Sept. 22	28-23	W	Buffalo Bills	INVESCO Field at Mile High	75,359	59°	Griese	Bledsoe
Mon., Sept. 30*	23-34	L	Baltimore Ravens	Ravens Stadium	69,538	71°	Griese	Redman
Sun., Oct. 6	26-9	W	San Diego Chargers	INVESCO Field at Mile High	75,065	57°	Griese	Brees
Sun., Oct. 13*	22-24	L	Miami Dolphins	INVESCO Field at Mile High	75,941	58°	Griese	Fiedler
Sun., Oct. 20	37-34	W	Kansas City Chiefs (OT)	Arrowhead Stadium	78,446	51°	Griese	Green
Sun., Oct. 27	24-16	W	New England Patriots	Gillette Stadium	68,436	60°	Griese	Brady
Mon., Nov. 11*	10-34	L	Oakland Raiders	INVESCO Field at Mile High	76,643	32°	Griese	Gannon
Sun., Nov. 17	31-9	W	Seattle Seahawks	Seahawks Stadium	65,495	53°	Griese	Hasselbeck, M.
Sun., Nov. 24*	20-23	L	Indianapolis Colts (OT)	INVESCO Field at Mile High	75,075	25°	Beuerlein	Manning, P.
Sun., Dec. 1	27-30	L	San Diego Chargers (OT)	Qualcomm Stadium	66,357	64°	Beuerlein	Brees
Sun., Dec. 8	13-19	L	New York Jets	Giants Stadium	78,521	42°	Griese	Pennington
Sun., Dec. 15	31-24	W	Kansas City Chiefs	INVESCO Field at Mile High	75,947	54°	Griese	Green
Sun., Dec. 22	16-28	L	Oakland Raiders	Network Associates Coliseum	62,592	56°	Griese	Gannon
Sun., Dec. 29	37-7	W	Arizona Cardinals	INVESCO Field at Mile High	75,164	57°	Beuerlein	Plummer
(Bye Nov. 2)	392-344				1,161,974			

2003

HEAD COACH: Mike Shanahan

PRESEASON (3-1)

Day/Date	Score	W/L	Opponent	Location	Attend.	Temp.	Den. QB	Opp. QB
Sat., Aug. 9*	20-12	W	Houston Texans	Reliant Stadium	70,021	Ind.	Plummer	Carr
Sat., Aug. 16*	15-10	W	Chicago Bears	Memorial Stadium, Champaign, Ill.	52,861	85°	Plummer	Stewart
Mon., Aug. 25*	23-28	L	Indianapolis Colts	INVESCO Field at Mile High	72,510	82°	Plummer	Manning, P.
Fri., Aug. 29*	20-3	W	Seattle Seahawks	INVESCO Field at Mile High	73,038	70°	Jackson	Hasselbeck, M.
	78-53				268,430			

REGULAR SEASON (10-6 overall / 2nd AFC West (5-1 Div.) / 6-2 home / 4-4 away)

Day/Date	Score	W/L	Opponent	Location	Attend.	Temp.	Den. QB	Opp. QB
Sun., Sept. 7	30-10	W	Cincinnati Bengals	Paul Brown Stadium	63,820	72°	Plummer	Kitna
Sun., Sept. 14	37-13	W	San Diego Chargers	Qualcomm Stadium	65,445	73°	Plummer	Brees
Mon., Sept. 22*	31-10	W	Oakland Raiders	INVESCO Field at Mile High	76,753	72°	Plummer	Gannon
Sun., Sept. 28	20-16	W	Detroit Lions	INVESCO Field at Mile High	75,719	66°	Plummer	Harrington
Sun., Oct. 5	23-24	L	Kansas City Chiefs	Arrowhead Stadium	78,903	69°	Plummer	Green
Sun., Oct. 12	17-14	W	Pittsburgh Steelers	INVESCO Field at Mile High	75,974	73°	Beuerlein	Maddox

Sun., Oct. 19	20-28	L	Minnesota Vikings	Hubert H. Humphrey Metrodome	64,381	Ind.	Beuerlein	Culpepper
Sun., Oct. 26	6-26	L	Baltimore Ravens	M&T Bank Stadium	69,721	67°	Kanell	Boller
Mon., Nov. 3*	26-30	L	New England Patriots	INVESCO Field at Mile High	76,203	35°	Kanell	Brady
Sun., Nov. 16	37-8	W	San Diego Chargers	INVESCO Field at Mile High	75,217	52°	Plummer	Flutie
Sun., Nov. 23	10-19	L	Chicago Bears	INVESCO Field at Mile High	75,540	18°	Plummer	Chandler
Sun., Nov. 30	22-8	W	Oakland Raiders	Network Associates Coliseum	57,201	55°	Plummer	Mirer
Sun., Dec. 7	45-27	W	Kansas City Chiefs	INVESCO Field at Mile High	76,403	63°	Plummer	Green
Sun., Dec. 14	23-20	W	Cleveland Browns (OT)	INVESCO Field at Mile High	75,358	52°	Plummer	Couch
Sun., Dec. 21*	31-17	W	Indianapolis Colts	RCA Dome	57,149	Ind.	Plummer	Manning, P.
Sun., Dec. 28	3-31	L	Green Bay Packers	Lambeau Field	70,299	45°	Jackson	Favre
(Bye Nov. 9)	381-301				1,134,086			

2003 AFC WILD CARD PLAYOFF GAME

Sun., Jan. 4	10-41	L	Indianapolis Colts	RCA Dome	56,586	Ind.	Plummer	Manning, P

2004

HEAD COACH: Mike Shanahan

PRESEASON (2-3)

Day/Date	Score	W/L	Opponent	Location	Attend.	Temp.	Den. QB	Opp. QB
Mon., Aug. 9*	17-20	L	Washington Redskins	Fawcett Stadium *(Canton, Ohio; Hall of Fame Game)*	22,177	75°	Plummer	Brunell
Sun., Aug. 15*	6-16	L	Buffalo Bills	Ralph Wilson Stadium	49,645	70°	Plummer	Bledsoe
Sat., Aug. 21*	19-3	W	Seattle Seahawks	Qwest Field	47,641	66°	Plummer	Hasselbeck, M.
Fri., Aug. 27*	31-17	W	Houston Texans	INVESCO Field at Mile High	71,256	54°	Plummer	Carr
Thu., Sept. 2*	21-33	L	Arizona Cardinals	INVESCO Field at Mile High	71,986	79°	Kanell	McCown
	94-89				262,705			

REGULAR SEASON (10-6 overall / 2nd AFC West (3-3 Div.) / 6-2 home / 4-4 away)

Day/Date	Score	W/L	Opponent	Location	Attend.	Temp.	Den. QB	Opp. QB
Sun., Sept. 12*	34-24	W	Kansas City Chiefs	INVESCO Field at Mile High	75,939	82°	Plummer	Green
Sun., Sept. 19	6-7	L	Jacksonville Jaguars	ALLTEL Stadium	69,127	78°	Plummer	Leftwich
Sun., Sept. 26	23-13	W	San Diego Chargers	INVESCO Field at Mile High	74,533	73°	Plummer	Brees
Sun., Oct. 3	16-13	W	Tampa Bay Buccaneers	Raymond James Stadium	65,341	86°	Plummer	Johnson
Sun., Oct. 10	20-17	W	Carolina Panthers	INVESCO Field at Mile High	75,072	72°	Plummer	Delhomme
Sun., Oct. 17	31-3	W	Oakland Raiders	Network Associates Coliseum	57,293	67°	Plummer	Collins
Mon., Oct. 25*	10-23	L	Cincinnati Bengals	Paul Brown Stadium	65,806	61°	Plummer	Palmer
Sun., Oct. 31	28-41	L	Atlanta Falcons	INVESCO Field at Mile High	75,083	54°	Plummer	Vick
Sun., Nov. 7	31-13	W	Houston Texans	INVESCO Field at Mile High	74,292	69°	Plummer	Carr
Sun., Nov. 21	34-13	W	New Orleans Saints	Louisiana Superdome	64,900	Ind.	Plummer	Brooks
Sun., Nov. 28*	24-25	L	Oakland Raiders	INVESCO Field at Mile High	75,936	18°	Plummer	Collins
Sun., Dec. 5	17-20	L	San Diego Chargers	Qualcomm Stadium	65,395	58°	Plummer	Brees
Sun., Dec. 12	20-17	W	Miami Dolphins	INVESCO Field at Mile High	75,027	37°	Plummer	Feeley
Sun., Dec. 19	17-45	L	Kansas City Chiefs	Arrowhead Stadium	77,702	15°	Plummer	Green
Sat., Dec. 25*	37-16	W	Tennessee Titans	The Coliseum	68,809	29°	Plummer	Volek
Sun., Jan. 2	33-14	W	Indianapolis Colts	INVESCO Field at Mile High	75,149	32°	Plummer	Manning, P.
(Bye Nov. 14)	381-304				1,135,404			

2004 AFC WILD CARD PLAYOFF GAME

Sun., Jan. 9	24-49	L	Indianapolis Colts	RCA Dome	56,609	Ind.	Plummer	Manning, P.

2005

HEAD COACH: Mike Shanahan

PRESEASON (4-0)

Day/Date	Score	W/L	Opponent	Location	Attend.	Temp.	Den. QB	Opp. QB
Sat., Aug. 13*	20-14	W	Houston Texans	Reliant Stadium	70,016	Ind.	Plummer	Carr
Sat., Aug. 20*	26-21	W	San Francisco 49ers	INVESCO Field at Mile High	70,794	70°	Plummer	Smith
Sat., Aug. 27*	37-24	W	Indianapolis Colts	INVESCO Field at Mile High	74,152	77°	Plummer	Manning, P.
Fri., Sept. 2*	30-21	W	Arizona Cardinals	Sun Devil Stadium	40,888	99°	Van Pelt	Warner
	113-80				255,850			

REGULAR SEASON (13-3 overall / 1st AFC West (5-1 Div.) / 8-0 home / 5-3 away)

Day/Date	Score	W/L	Opponent	Location	Attend.	Temp.	Den. QB	Opp. QB
Sun., Sept. 11	10-34	L	Miami Dolphins	Dolphins Stadium	72,324	89°	Plummer	Frerotte
Sun., Sept. 18	20-17	W	San Diego Chargers	INVESCO Field at Mile High	75,310	77°	Plummer	Brees
Mon., Sept. 26*	30-10	W	Kansas City Chiefs	INVESCO Field at Mile High	76,381	72°	Plummer	Green
Sun., Oct. 2	20-7	W	Jacksonville Jaguars	Alltel Stadium	66,045	82°	Plummer	Leftwich
Sun., Oct. 9	21-19	W	Washington Redskins	INVESCO Field at Mile High	75,880	50°	Plummer	Brunell
Sun., Oct. 16	28-20	W	New England Patriots	INVESCO Field at Mile High	76,571	75°	Plummer	Brady
Sun., Oct. 23	23-24	L	New York Giants	Giants Stadium	78,516	54°	Plummer	Manning, E.
Sun., Oct. 30	49-21	W	Philadelphia Eagles	INVESCO Field at Mile High	76,530	52°	Plummer	McNabb
Sun., Nov. 13	31-17	W	Oakland Raiders	McAfee Coliseum	62,779	61°	Plummer	Collins
Sun., Nov. 20	27-0	W	New York Jets	INVESCO Field at Mile High	76,255	61°	Plummer	Bollinger
Thu., Nov. 24	24-21	W	Dallas Cowboys (OT)	Texas Stadium	63,273	68°	Plummer	Bledsoe
Sun., Dec. 4	27-31	L	Kansas City Chiefs	Arrowhead Stadium	78,261	28°	Plummer	Green
Sun., Dec. 11	12-10	W	Baltimore Ravens	INVESCO Field at Mile High	75,651	41°	Plummer	Boller
Sat., Dec. 17*	28-17	W	Buffalo Bills	Ralph Wilson Stadium	71,887	28°	Plummer	Holcomb
Sat., Dec. 24	22-3	W	Oakland Raiders	INVESCO Field at Mile High	76,212	52°	Plummer	Collins
Sat., Dec. 31	23-7	W	San Diego Chargers	Qualcomm Stadium	65,513	61°	Plummer	Brees
(Bye Nov. 6)	395-258				1,167,388			

2005 AFC DIVISIONAL PLAYOFF GAME

Sat., Jan. 14	27-13	W	New England Patriots	INVESCO Field at Mile High	76,238	54°	Plummer	Brady

2005 AFC CHAMPIONSHIP GAME

Sun., Jan. 22	17-34	L	Pittsburgh Steelers	INVESCO Field at Mile High	76,775	34°	Plummer	Roethlisberger

2006

HEAD COACH: Mike Shanahan

PRESEASON (3-1)

Day/Date	Score	W/L	Opponent	Location	Attend.	Temp.	Den. QB	Opp. QB
Fri., Aug. 11*	13-20	L	Detroit Lions	Ford Field	56,915	Ind.	Plummer	Kitna
Sat., Aug. 19*	35-10	W	Tennessee Titans	INVESCO Field at Mile High	73,180	63°	Plummer	Volek
Sun., Aug. 27*	17-14	W	Houston Texans	INVESCO Field at Mile High	73,689	70°	Plummer	Carr
Thu., Aug. 31*	29-23	W	Arizona Cardinals	Cardinals Stadium	62,937	Ind.	Cutler	Warner
	94-67				266,721			

REGULAR SEASON (9-7 overall / 3rd AFC West (3-3 Div.) / 4-4 home / 5-3 away)

Day/Date	Score	W/L	Opponent	Location	Attend.	Temp.	Den. QB	Opp. QB
Sun., Sept. 10	10-18	L	St. Louis Rams	Edward Jones Dome	65,577	Ind.	Plummer	Bulger
Sun., Sept. 17	9-6	W	Kansas City Chiefs (OT)	INVESCO Field at Mile High	76,786	61°	Plummer	Huard, D.
Sun., Sept. 24*	17-7	W	New England Patriots	Gillette Stadium	68,756	68°	Plummer	Brady
Mon., Oct. 9*	13-3	W	Baltimore Ravens	INVESCO Field at Mile High	76,355	39°	Plummer	McNair
Sun., Oct. 15*	13-3	W	Oakland Raiders	INVESCO Field at Mile High	76,691	64°	Plummer	Walter
Sun., Oct. 22	17-7	W	Cleveland Browns	Cleveland Browns Stadium	73,024	48°	Plummer	Frye
Sun., Oct. 29	31-34	L	Indianapolis Colts	INVESCO Field at Mile High	76,767	70°	Plummer	Manning, P.
Sun., Nov. 5	31-20	W	Pittsburgh Steelers	Heinz Field	64,661	53°	Plummer	Roethlisberger
Sun., Nov. 12	17-13	W	Oakland Raiders	McAfee Coliseum	62,094	56°	Plummer	Walter
Sun., Nov. 19*	27-35	L	San Diego Chargers	INVESCO Field at Mile High	76,723	34°	Plummer	Rivers
Thu., Nov. 23*	10-19	L	Kansas City Chiefs	Arrowhead Stadium	79,484	65°	Plummer	Green
Sun., Dec. 3*	20-23	L	Seattle Seahawks	INVESCO Field at Mile High	76,146	16°	Cutler	Hasselbeck, M.
Sun., Dec. 10	20-48	L	San Diego Chargers	Qualcomm Stadium	67,514	57°	Cutler	Rivers
Sun., Dec. 17	37-20	W	Arizona Cardinals	Cardinals Stadium	63,845	60°	Cutler	Leinart
Sun., Dec. 24	24-23	W	Cincinnati Bengals	INVESCO Field at Mile High	75,759	32°	Cutler	Palmer
Sun., Dec. 31	23-26	L	San Francisco 49ers (OT)	INVESCO Field at Mile High	75,555	32°	Cutler	Smith
(Bye Oct. 1)	319-305				1,155,737			

2007

HEAD COACH: Mike Shanahan

PRESEASON (2-2)

Day/Date	Score	W/L	Opponent	Location	Attend.	Temp.	Den. QB	Opp. QB
Mon., Aug. 13*	17-13	W	San Francisco 49ers	Monster Park	66,764	66°	Cutler	Smith
Sat., Aug. 18*	20-31	L	Dallas Cowboys	Texas Stadium	61,034	91°	Cutler	Romo
Sat., Aug. 25*	16-17	L	Cleveland Browns	INVESCO Field at Mile High	75,361	84°	Cutler	Frye
Thu., Aug. 30*	21-3	W	Arizona Cardinals	INVESCO Field at Mile High	73,282	82°	Hackney	Leinart
	74-64				276,441			

REGULAR SEASON (7-9 overall / 2nd AFC West (3-3 Div.) / 5-3 home / 2-6 away)

Day/Date	Score	W/L	Opponent	Location	Attend.	Temp.	Den. QB	Opp. QB
Sun., Sept. 9	15-14	W	Buffalo Bills	Ralph Wilson Stadium	71,132	70°	Cutler	Losman
Sun., Sept. 16	23-20	W	Oakland Raiders (OT)	INVESCO Field at Mile High	76,784	87°	Cutler	McCown
Sun., Sept. 23	14-23	L	Jacksonville Jaguars	INVESCO Field at Mile High	76,463	75°	Cutler	Garrard
Sun., Sept. 30	20-38	L	Indianapolis Colts	RCA Dome	57,274	Ind.	Cutler	Manning, P.
Sun., Oct. 7	3-41	L	San Diego Chargers	INVESCO Field at Mile High	76,879	54°	Cutler	Rivers
Sun., Oct. 21*	31-28	W	Pittsburgh Steelers	INVESCO Field at Mile High	77,038	37°	Cutler	Roethlisberger
Mon., Oct. 29*	13-19	L	Green Bay Packers (OT)	INVESCO Field at Mile High	77,160	67°	Cutler	Favre
Sun., Nov. 4	7-44	L	Detroit Lions	Ford Field	60,783	Ind.	Cutler	Kitna
Sun., Nov. 11	27-11	W	Kansas City Chiefs	Arrowhead Stadium	77,368	69°	Cutler	Huard
Mon., Nov. 19*	34-20	W	Tennessee Titans	INVESCO Field at Mile High	76,590	63°	Cutler	Young
Sun., Nov. 25	34-37	L	Chicago Bears (OT)	Soldier Field	62,148	39°	Cutler	Grossman
Sun., Dec. 2	20-34	L	Oakland Raiders	McAfee Coliseum	61,990	60°	Cutler	McCown
Sun., Dec. 9	41-7	W	Kansas City Chiefs	INVESCO Field at Mile High	75,895	21°	Cutler	Croyle
Thu., Dec. 13*	13-31	L	Houston Texans	Reliant Stadium	70,747	59°	Cutler	Rosenfels
Mon., Dec. 24*	3-23	L	San Diego Chargers	Qualcomm Stadium	65,477	62°	Cutler	Rivers
Sun., Dec. 30	22-19	W	Minnesota Vikings (OT)	INVESCO Field at Mile High	76,084	36°	Cutler	Jackson
(Bye Oct. 14)	320-409				1,139,812			

2008

HEAD COACH: Mike Shanahan

PRESEASON (2-2)

Day/Date	Score	W/L	Opponent	Location	Attend.	Temp.	Den. QB	Opp. QB
Sat., Aug. 9*	16-19	L	Houston Texans	Reliant Stadium	70,020	Ind.	Cutler	Schaub
Sat., Aug. 16*	23-13	W	Dallas Cowboys	INVESCO Field at Mile High	74,484	57°	Cutler	Romo
Fri., Aug. 22*	24-27	L	Green Bay Packers	INVESCO Field at Mile High	74,213	73°	Cutler	Rodgers
Fri., Aug. 29*	28-14	W	Arizona Cardinals	University of Phoenix Stadium	63,215	Ind.	Hackney	Warner
	91-73				281,932			

REGULAR SEASON (8-8 overall / 2nd AFC West (3-3 Div.) / 4-4 home / 4-4 away)

Day/Date	Score	W/L	Opponent	Location	Attend.	Temp.	Den. QB	Opp. QB
Mon., Sept. 8*	41-14	W	Oakland Raiders	McAfee Coliseum	62,762	60°	Cutler	Russell
Sun., Sept. 14	39-38	W	San Diego Chargers	INVESCO Field at Mile High	75,915	59°	Cutler	Rivers
Sun., Sept. 21	34-32	W	New Orleans Saints	INVESCO Field at Mile High	75,713	75°	Cutler	Brees
Sun., Sept. 28	19-33	L	Kansas City Chiefs	Arrowhead Stadium	74,623	74°	Cutler	Huard
Sun., Oct. 5	16-13	W	Tampa Bay Buccaneers	INVESCO Field at Mile High	75,480	70°	Cutler	Griese
Sun., Oct. 12	17-24	L	Jacksonville Jaguars	INVESCO Field at Mile High	75,674	43°	Cutler	Garrard
Mon., Oct. 20*	7-41	L	New England Patriots	Gillette Stadium	68,756	40°	Cutler	Cassel
Sun., Nov. 2	17-26	L	Miami Dolphins	INVESCO Field at Mile High	75,499	77°	Cutler	Pennington
Thu., Nov. 6*	34-30	W	Cleveland Browns	Cleveland Browns Stadium	73,141	56°	Cutler	Quinn
Sun., Nov. 16	24-20	W	Atlanta Falcons	Georgia Dome	54,644	Ind.	Cutler	Ryan
Sun., Nov. 23	10-31	L	Oakland Raiders	INVESCO Field at Mile High	76,067	47°	Cutler	Russell
Sun., Nov. 30	34-17	W	New York Jets	The Meadowlands	78,809	36°	Cutler	Favre
Sun., Dec. 7	24-17	W	Kansas City Chiefs	INVESCO Field at Mile High	75,187	64°	Cutler	Thigpen
Sun., Dec. 14	10-30	L	Carolina Panthers	Bank of America Stadium	73,690	46°	Cutler	Delhomme
Sun., Dec. 21	23-30	L	Buffalo Bills	INVESCO Field at Mile High	74,539	17°	Cutler	Edwards
Sun., Dec. 28*	21-52	L	San Diego Chargers	Qualcomm Stadium	69,131	58°	Cutler	Rivers
(Bye Oct. 26)	370-448				1,159,630			

2009

HEAD COACH: Josh McDaniels

PRESEASON (1-3)

Day/Date	Score	W/L	Opponent	Location	Attend.	Temp.	Den. QB	Opp. QB
Fri., Aug. 14*	16-17	L	San Francisco 49ers	Candlestick Park	61,533	63°	Orton	Hill
Sat., Aug. 22*	13-27	L	Seattle Seahawks	Qwest Field	67,052	69°	Orton	Hasselbeck
Sun., Aug. 30*	17-27	L	Chicago Bears	INVESCO Field at Mile High	73,519	68°	Orton	Cutler
Thu., Sept. 3*	19-0	W	Arizona Cardinals	INVESCO Field at Mile High	72,088	79°	Brandstater	Warner
	65-71				274,192			

REGULAR SEASON (8-8 overall / 2nd AFC West (3-3 Div.) / 4-4 home / 4-4 away)

Day/Date	Score	W/L	Opponent	Location	Attend.	Temp.	Den. QB	Opp. QB
Sun., Sept. 13	12-7	W	Cincinnati Bengals	Paul Brown Stadium	62,831	72°	Orton	Palmer
Sun., Sept. 20	27-6	W	Cleveland Browns	INVESCO Field at Mile High	73,931	82°	Orton	Quinn
Sun., Sept. 27	23-3	W	Oakland Raiders	Oakland-Alameda County Coliseum	45,602	81°	Orton	Russell
Sun., Oct. 4	17-10	W	Dallas Cowboys	INVESCO Field at Mile High	76,440	55°	Orton	Romo
Sun., Oct. 11	20-17	W	New England Patriots (OT)	INVESCO Field at Mile High	76,011	30°	Orton	Brady
Mon., Oct. 19*	34-23	W	San Diego Chargers	Qualcomm Stadium	68,615	68°	Orton	Rivers
Sun., Nov. 1	7-30	L	Baltimore Ravens	M&T Bank Stadium	71,132	56°	Orton	Flacco
Mon., Nov. 9*	10-28	L	Pittsburgh Steelers	INVESCO Field at Mile High	76,716	55°	Orton	Roethlisberger
Sun., Nov. 15	17-27	L	Washington Redskins	FedEx Field	85,247	70°	Orton	Campbell
Sun., Nov. 22	3-32	L	San Diego Chargers	INVESCO Field at Mile High	74,707	51°	Simms	Rivers
Thu., Nov. 26*	26-6	W	New York Giants	INVESCO Field at Mile High	74,896	57°	Orton	Manning, E.
Sun., Dec. 6	44-13	W	Kansas City Chiefs	Arrowhead Stadium	68,912	37°	Orton	Cassel
Sun., Dec. 13	16-28	L	Indianapolis Colts	Lucas Oil Stadium	67,248	Ind.	Orton	Manning. P.
Sun., Dec. 20	19-20	L	Oakland Raiders	INVESCO Field at Mile High	74,502	57°	Orton	Frye
Sun., Dec. 27	27-30	L	Philadelphia Eagles	Lincoln Financial Field	69,144	45°	Orton	McNabb
Sun., Jan. 3	24-44	L	Kansas City Chiefs	INVESCO Field at Mile High	73,725	36°	Orton	Cassel
(Bye Oct. 26)	326-324				1,139,659			

2010

HEAD COACH: Josh McDaniels (12 games) & Eric Studesville (4 games)

PRESEASON (1-3)

Day/Date	Score	W/L	Opponent	Location	Attend.	Temp.	Den. QB	Opp. QB
Sun., Aug. 15*	24-33	L	Cincinnati Bengals	Paul Brown Stadium	51,278	78°	Orton	Palmer
Sat., Aug. 21*	20-25	L	Detroit Lions	INVESCO Field at Mile High	73,093	92°	Orton	Stafford
Sun., Aug. 29*	34-17	W	Pittsburgh Steelers	INVESCO Field at Mile High	73,054	90°	Orton	Roethlisberger
Thu., Sept. 2*	24-31	L	Minnesota Vikings	Mall of America Field (Metrodome)	63,328	Ind.	Orton	Jackson
	102-106				260,753			

REGULAR SEASON (4-12 overall / 4th AFC West (1-5 Div.) / 3-5 home / 1-7 away)

Day/Date	Score	W/L	Opponent	Location	Attend.	Temp.	Den. QB	Opp. QB
Sun., Sept. 12	17-24	L	Jacksonville Jaguars	EverBank Field	63,636	90°	Orton	Garrard
Sun., Sept. 19	31-14	W	Seattle Seahawks	INVESCO Field at Mile High	75,130	91°	Orton	Hasselbeck
Sun., Sept. 26	13-27	L	Indianapolis Colts	INVESCO Field at Mile High	76,401	85°	Orton	Manning, P.
Sun., Oct. 3	26-20	W	Tennessee Titans	LP Field	69,143	54°	Orton	Young
Sun., Oct. 10	17-31	L	Baltimore Ravens	M&T Bank Stadium	71,246	67°	Orton	Flacco
Sun., Oct. 17	20-24	L	New York Jets	INVESCO Field at Mile High	75,982	73°	Orton	Sanchez
Sun., Oct. 24	14-59	L	Oakland Raiders	INVESCO Field at Mile High	75,835	63°	Orton	Campbell
Sun., Oct. 31*	16-24	L	San Francisco 49ers	Wembley Stadium (London)	83,941	54°	Orton	Smith
Sun., Nov. 14	49-29	W	Kansas City Chiefs	INVESCO Field at Mile High	75,334	43°	Orton	Cassel
Mon., Nov. 22*	14-35	L	San Diego Chargers	Qualcomm Stadium	68,482	55°	Orton	Rivers
Sun., Nov. 28	33-36	L	St. Louis Rams	INVESCO Field at Mile High	72,736	45°	Orton	Bradford
Sun., Dec. 5	6-10	L	Kansas City Chiefs	Arrowhead Stadium	67,267	26°	Orton	Cassel
			— Josh McDaniels out, Eric Studesville in as head coach —					
Sun., Dec. 12	13-43	L	Arizona Cardinals	University of Phoenix Stadium	62,223	Ind.	Orton	Skelton
Sun., Dec. 19	23-39	L	Oakland Raiders	Oakland Coliseum	44,246	55°	Tebow	Campbell
Sun., Dec. 26	24-23	W	Houston Texans	INVESCO Field at Mile High	73,691	50°	Tebow	Schaub
Sun. Jan. 2	28-33	L	San Diego Chargers	INVESCO Field at Mile High	74,155	42°	Tebow	Rivers
(Bye Nov. 7)	344-471				1,129,448			

Broncos In The American Bowl

The Broncos have participated in the American Bowl seven times in their history and own a 3-4 record in those preseason contests. Denver played in the American Bowl in 1987 (London, England), 1990 (Tokyo, Japan), 1992 (Berlin, Germany), 1994 (Barcelona, Spain), 1995 (Tokyo, Japan), 1997 (Mexico City, Mexico) and 1999 (Sydney, Australia).

Series Records vs. Opponents

ARIZONA CARDINALS
Reg. Season: (7-1-1 / .833)
Home (4-0) / Away (3-1-1)

1973 (11/4)—Denver 17, @St. Louis 17 (T)
1977 (9/18)—@Denver 7, St. Louis 0
1989 (12/16)—Denver 37, @Phoenix 0
1991 (12/15)—@Denver 24, Phoenix 19
1995 (11/5)—@Denver 38, Arizona 6
2001 (9/23)—Denver 38, @Arizona 17
2002 (12/29)—@Denver 37, Arizona 7
2006 (12/17)—Denver 37, @Arizona 20
2010 (12/12)—@Arizona 43, Denver 13
RS Pts.—DEN 248, ARI 129
Franchise known as Phoenix before 1994 and in St. Louis before 1988

ATLANTA FALCONS
Reg. Season: (8-4-0 / .667)
Home (4-2) / Away (4-2)
Postseason: (1-0 / 1.000)
Home (0-0) / Away (0-0) / S.B. (1-0)

1970 (10/18)—@Denver 24, Atlanta 10
1972 (11/26)—@Atlanta 23, Denver 20
1975 (11/23)—@Atlanta 35, Denver 21
1979 (9/16)—Denver 20, @Atlanta 17 (OT)
1982 (12/5)—Atlanta 34, @Denver 27
1985 (9/22)—Denver 44, @Atlanta 28
1988 (10/16)—@Denver 30, Atlanta 14
1994 (11/20)—@Denver 32, Atlanta 28
1997 (9/28)—Denver 29, @Atlanta 21
1998 (1/31)—Denver 34, Atlanta 19*
2000 (9/10)—@Denver 42, Atlanta 14
2004 (10/31)—Atlanta 41, @Denver 28
2008 (11/16)—Denver 24, @Atlanta 20
RS Pts.—DEN 341, ATL 285
PS Pts.—DEN 34, ATL 19
Super Bowl XXXIII in Miami

BALTIMORE RAVENS
Reg. Season: (3-5-0 / .375)
Home (3-1) / Away (0-4)
Postseason: (0-1 / .000)
Home (0-0) / Away (0-1) / S.B. (0-0)

1996 (10/20)—@Denver 45, Baltimore 34
2000 (12/31)—@Baltimore 21, Denver 3*
2001 (9/30)—Baltimore 20, @Denver 13
2002 (9/30)—@Baltimore 34, Denver 23
2003 (10/26)—@Baltimore 26, Denver 6
2005 (12/11)—@Denver 12, Baltimore 10
2006 (10/9)—@Denver 13, Baltimore 3
2009 (11/1)—@Baltimore 30, Denver 7
2010 (10/10)—@Baltimore 31, Denver 17
RS Pts.—DEN 136, BAL 188
PS Pts.—DEN 3, BAL 21
AFC Wild Card Playoff Game

BUFFALO BILLS
Reg. Season: (15-18-1 / .456)
Home (4-7-1) / Away (11-11)
Postseason: (0-1 / .000)
Home (0-0) / Away (0-1) / S.B. (0-0)

1960 (9/18)—Denver 27, @Buffalo 21
1960 (11/27)—@Denver 38, Buffalo 38 (T)
1961 (9/10)—Denver 22, @Buffalo 10
1961 (11/19)—Buffalo 23, @Denver 10
1962 (9/15)—Denver 23, @Buffalo 20
1962 (10/28)—Buffalo 45, @Denver 38
1963 (11/3)—Buffalo 30, @Denver 28
1963 (11/9)—@Buffalo 27, Denver 17
1964 (9/20)—@Buffalo 30, Denver 13
1964 (12/13)—Buffalo 30, @Denver 19
1965 (9/19)—Buffalo 30, @Denver 15
1965 (10/24)—@Buffalo 31, Denver 13
1966 (12/18)—@Buffalo 38, Denver 21
1967 (10/8)—Buffalo 17, @Denver 16
1967 (11/19)—Denver 21, @Buffalo 20
1968 (11/24)—@Denver 34, Buffalo 32
1969 (9/28)—@Buffalo 41, Denver 28
1970 (9/20)—Denver 25, @Buffalo 10
1975 (10/5)—@Buffalo 38, Denver 14
1977 (9/25)—@Denver 26, Buffalo 6
1979 (12/2)—Denver 19, @Buffalo 16
1981 (10/25)—@Buffalo 9, Denver 7
1984 (10/21)—Denver 37, @Buffalo 7
1987 (11/8)—@Buffalo 21, Denver 14
1989 (9/18)—Denver 28, @Buffalo 14
1990 (9/30)—@Buffalo 29, Denver 28
1991 (1/12)—@Buffalo 10, Denver 7*
1992 (12/12)—@Buffalo 27, Denver 17
1994 (9/26)—@Buffalo 27, Denver 20
1995 (9/3)—@Denver 22, Buffalo 7
1997 (10/26)—Denver 23, @Buffalo 20 (OT)
2002 (9/22)—@Denver 28, Buffalo 23
2005 (12/17)—Denver 28, @Buffalo 17
2007 (9/9)—Denver 15, @Buffalo 14
2008 (12/21)—Buffalo 30, @Denver 23
RS Pts.—DEN 757, BUF 798
PS Pts.—DEN 7, BUF 10
AFC Championship Game

CAROLINA PANTHERS
Reg. Season: (2-1-0 / .667)
Home (2-0) / Away (0-1)

1997 (11/9)—@Denver 34, Carolina 0
2004 (10/10)—@Denver 20, Carolina 17
2008 (12/14)—@Carolina 30, Denver 10
RS Pts.—DEN 64, CAR 47

CHICAGO BEARS
Reg. Season: (6-7-0 / .462)
Home (4-3) / Away (2-4)

1971 (12/5)—@Denver 6, Chicago 3
1973 (9/30)—Chicago 33, @Denver 14
1976 (12/12)—Denver 28, @Chicago 14
1978 (10/16)—@Denver 16, Chicago 7
1981 (12/20)—@Chicago 35, Denver 24
1983 (10/2)—@Chicago 31, Denver 14
1984 (9/9)—@Chicago 27, Denver 0
1987 (11/16)—@Denver 31, Chicago 29
1990 (11/18)—Chicago 16, @Denver 13 (OT)
1993 (12/18)—Denver 13, @Chicago 3
1996 (11/10)—@Denver 17, Chicago 12
2003 (11/23)—Chicago 19, @Denver 10
2007 (11/25)—@Chicago 37, Denver 34 (OT)
RS Pts.—DEN 220, CHI 266

CINCINNATI BENGALS
Reg. Season: (17-8-0 / .680)
Home (11-2) / Away (6-6)

1968 (9/15)—@Cincinnati 24, Denver 10
1968 (10/6)—@Denver 10, Cincinnati 7
1969 (10/19)—Denver 30, @Cincinnati 23
1969 (12/14)—@Denver 27, Cincinnati 16
1971 (11/14)—Cincinnati 24, @Denver 10
1972 (10/8)—@Cincinnati 21, Denver 10
1973 (9/16)—@Denver 28, Cincinnati 10
1975 (11/9)—Cincinnati 17, @Denver 16
1976 (9/12)—@Cincinnati 17, Denver 7
1977 (10/23)—Denver 24, @Cincinnati 13
1979 (9/2)—@Denver 10, Cincinnati 0
1981 (11/22)—@Cincinnati 38, Denver 21
1983 (10/16)—@Denver 24, Cincinnati 17
1984 (9/2)—@Denver 20, Cincinnati 17
1986 (11/30)—@Denver 34, Cincinnati 28
1991 (9/1)—@Denver 45, Cincinnati 14
1994 (11/27)—@Denver 15, Cincinnati 13
1996 (9/29)—Denver 14, @Cincinnati 10
1997 (9/21)—@Denver 38, Cincinnati 20
1998 (11/1)—Denver 33, @Cincinnati 26
2000 (10/22)—@Cincinnati 31, Denver 21
2003 (9/7)—Denver 30, @Cincinnati 10
2004 (10/25)—@Cincinnati 23, Denver 10
2006 (12/24)—@Denver 24, Cincinnati 23
2009 (9/13)—Denver 12, @Cincinnati 7
RS Pts.—DEN 523, CIN 449

CLEVELAND BROWNS
Reg. Season: (18-5-0 / .783)
Home (9-3) / Away (9-2)
Postseason: (3-0 / 1.000)
Home (2-0) / Away (1-0) / S.B. (0-0)

1970 (12/20)—Cleveland 27, @Denver 13
1971 (10/24)—Denver 27, @Cleveland 0
1972 (10/29)—Cleveland 27, @Denver 20
1974 (10/27)—@Cleveland 23, Denver 21
1975 (10/19)—@Denver 16, Cleveland 15
1976 (9/26)—@Denver 44, Cleveland 13
1978 (11/12)—Denver 19, @Cleveland 7
1980 (10/5)—Denver 19, @Cleveland 16
1981 (11/1)—@Denver 23, Cleveland 20 (OT)
1983 (12/4)—@Denver 27, Cleveland 6
1984 (9/16)—Denver 24, @Cleveland 14
1986 (1/11)—Denver 23, @Cleveland 20 (OT)*
1987 (1/17)—@Denver 38, Cleveland 33*
1988 (11/13)—@Denver 30, Cleveland 7
1989 (10/1)—@Cleveland 16, Denver 13
1989 (1/14)—@Denver 37, Cleveland 21*
1990 (10/8)—Cleveland 30, @Denver 29
1991 (12/8)—Denver 17, @Cleveland 7
1992 (9/27)—Denver 12, @Cleveland 0
1993 (11/7)—Denver 29, @Cleveland 14
1994 (10/30)—@Denver 26, Cleveland 14
2000 (10/15)—@Denver 44, Cleveland 10
2003 (12/14)—@Denver 23, Cleveland 20 (OT)
2006 (10/22)—Denver 17, @Cleveland 7
2008 (11/6)—Denver 34, @Cleveland 30
2009 (9/20)—@Denver 27, Cleveland 6
RS Pts.—DEN 554, CLE 329
PS Pts.—DEN 98, CLE 74
AFC Championship Game

DALLAS COWBOYS
Reg. Season: (6-4-0 / .600)
Home (4-2) / Away (2-2)
Postseason: (0-1 / .000)
Home (0-0) / Away (0-0) / S.B. (0-1)

1973 (12/2)—Dallas 22, @Denver 10
1977 (12/18)—@Dallas 14, Denver 6
1977 (1/15)—Dallas 27, Denver 10*
1980 (9/14)—@Denver 41, Dallas 20
1986 (10/5)—@Denver 29, Dallas 14
1992 (12/6)—Dallas 31, @Denver 27
1995 (9/10)—@Dallas 31, Denver 21
1998 (9/13)—@Denver 42, Dallas 23
2001 (11/22)—Denver 26, @Dallas 24
2005 (11/24)—Denver 24, @Dallas 21 (OT)
2009 (10/4)—@Denver 17, Dallas 10
RS Pts.—DEN 243, DAL 210
PS Pts.—DEN 10, DAL 27
Super Bowl XII in New Orleans

DETROIT LIONS
Reg. Season: (6-4-0 / .600)
Home (3-1) / Away (3-3)

1971 (11/7)—Detroit 24, @Denver 20
1974 (11/28)—Denver 31, @Detroit 27
1978 (11/23)—@Detroit 17, Denver 14
1981 (10/11)—@Denver 27, Detroit 21
1984 (10/7)—Denver 28, @Detroit 7
1987 (11/1)—@Denver 34, Detroit 0
1990 (11/22)—@Detroit 40, Denver 27
1999 (12/25)—Denver 17, @Detroit 7
2003 (9/28)—@Denver 20, Detroit 16
2007 (11/4)—@Detroit 44, Denver 7
RS Pts.—DEN 225, DET 203

GREEN BAY PACKERS
Reg. Season: (5-5-1 / .500)
Home (5-1) / Away (0-4-1)
Postseason: (1-0 / 1.000)
Home (0-0) / Away (0-0) / S.B. (1-0)

1971 (9/26)—@Green Bay 34, Denver 13 (Milw.)
1975 (9/29)—@Denver 23, Green Bay 13
1978 (11/19)—@Denver 16, Green Bay 3
1984 (10/15)—@Denver 17, Green Bay 14
1987 (9/20)—@Green Bay 17, Denver 17 (Milw.) (T)
1990 (12/30)—@Denver 22, Green Bay 13
1993 (10/10)—@Green Bay 30, Denver 27
1996 (12/8)—@Green Bay 41, Denver 6
1997 (1/25)—Denver 31, Green Bay 24*
1999 (10/17)—@Denver 31, Green Bay 10
2003 (12/28)—@Green Bay 31, Denver 3
2007 (10/29)—Green Bay 19, @Denver 13 (OT)
RS Pts.—DEN 188, GB 225
PS Pts.—DEN 31, GB 24
Super Bowl XXXII in San Diego

HOUSTON TEXANS
Reg. Season: (2-1-0 / .667)
Home (2-0) / Away (0-1)

2004 (11/7)—@Denver 31, Houston 13
2007 (12/13)—@Houston 31, Denver 13
2010 (12/26)—@Denver 24, Houston 23
RS Pts.—DEN 68, HOU 67

INDIANAPOLIS COLTS
Reg. Season: (11-8-0 / .579)
Home (6-3) / Away (5-5)
Postseason: (0-2 / .000)
Home (0-0) / Away (0-2) / S.B. (0-0)

1974 (11/10)—Denver 17, @Baltimore 6
1977 (11/27)—@Denver 27, Baltimore 13
1978 (10/22)—@Baltimore 7, Denver 6
1981 (9/20)—@Denver 28, Baltimore 10
1983 (9/11)—Denver 17, @Baltimore 10
1983 (12/11)—@Denver 21, Baltimore 19
1985 (10/13)—Denver 15, @Indianapolis 10
1988 (10/31)—@Indianapolis 55, Denver 23
1989 (10/15)—@Denver 14, Indianapolis 3
1990 (10/21)—Denver 27, @Indianapolis 17
1993 (10/3)—@Denver 35, Indianapolis 13
2001 (1/6)—@Indianapolis 29, Denver 10
2002 (11/24)—Indianapolis 23, @Denver 20 (OT)
2003 (12/21)—Denver 31, @Indianapolis 17
2003 (1/4)—@Indianapolis 41, Denver 10*
2004 (1/2)—@Denver 33, Indianapolis 14
2004 (1/9)—@Indianapolis 49, Denver 24*
2006 (10/29)—Indianapolis 34, @Denver 31
2007 (9/30)—@Indianapolis 38, Denver 20
2009 (12/13)—@Indianapolis 28, Denver 16
2010 (9/26)—Indianapolis 27, @Denver 13
RS Pts.—DEN 404, IND 373
PS Pts.—DEN 34, IND 90
****AFC Wild Card Playoff Game***
Franchise in Baltimore before 1984

JACKSONVILLE JAGUARS
Reg. Season: (3-5-0 / .375)
Home (2-2) / Away (1-3)
Postseason: (1-1 / .500)
Home (1-1) / Away (0-0) / S.B. (0-0)

1995 (12/3)—@Denver 31, Jacksonville 23
1996 (1/4)—Jacksonville 30, @Denver 27*
1997 (12/27)—@Denver 42, Jacksonville 17**
1998 (10/25)—@Denver 37, Jacksonville 24
1999 (12/13)—@Jacksonville 27, Denver 24
2004 (9/19)—@Jacksonville 7, Denver 6
2005 (10/2)—Denver 20, @Jacksonville 7
2007 (9/23)—Jacksonville 23, @Denver 14
2008 (10/12)—Jacksonville 24, @Denver 17
2010 (9/12)—@Jacksonville 24, Denver 17
RS Pts.—DEN 166, JAC 159
PS Pts.—DEN 69, JAC 47
****AFC Divisional Playoff Game***
*****AFC Wild Card Playoff Game***

KANSAS CITY CHIEFS
Reg. Season: (46-55-0 / .455)
Home (32-19) / Away (14-36)
Postseason: (1-0 / 1.000)
Home (0-0) / Away (1-0) / S.B. (0-0)

1960 (10/30)—Dallas 17, @Denver 14
1960 (11/13)—@Dallas 34, Denver 7
1961 (10/8)—Dallas 19, @Denver 12
1961 (12/10)—@Dallas 49, Denver 21
1962 (11/18)—Dallas 24, @Denver 3
1962 (12/9)—@Dallas 17, Denver 10
1963 (9/7)—Kansas City 59, @Denver 7
1963 (12/8)—@Kansas City 52, Denver 21
1964 (10/11)—@Denver 33, Kansas City 27
1964 (11/1)—@Kansas City 49, Denver 39
1965 (10/10)—Kansas City 31, @Denver 23
1965 (12/19)—@Kansas City 45, Denver 35
1966 (10/8)—@Kansas City 37, Denver 10
1966 (10/23)—Kansas City 56, @Denver 10
1967 (10/29)—@Kansas City 52, Denver 9
1967 (12/17)—Kansas City 38, @Denver 24
1968 (9/22)—@Kansas City 34, Denver 2
1968 (12/14)—Kansas City 30, @Denver 7
1969 (10/5)—Kansas City 26, @Denver 13
1969 (11/27)—@Kansas City 31, Denver 17
1970 (10/4)—@Denver 26, Kansas City 13
1970 (12/6)—@Kansas City 16, Denver 0
1971 (10/3)—Kansas City 16, @Denver 3
1971 (11/21)—@Kansas City 28, Denver 10
1972 (10/1)—Kansas City 45, @Denver 24
1972 (12/3)—@Kansas City 24, Denver 21
1973 (10/7)—@Kansas City 16, Denver 14
1973 (11/25)—@Denver 14, Kansas City 10
1974 (10/6)—Denver 17, @Kansas City 14
1974 (11/18)—Kansas City 42, @Denver 34
1975 (9/21)—@Denver 37, Kansas City 33
1975 (10/26)—@Kansas City 26, Denver 13
1976 (10/24)—Denver 35, @Kansas City 26
1976 (12/5)—@Denver 17, Kansas City 16
1977 (10/9)—@Denver 23, Kansas City 7
1977 (11/20)—Denver 14, @Kansas City 7
1978 (9/24)—Denver 23, @Kansas City 17 (OT)
1978 (12/10)—@Denver 24, Kansas City 3
1979 (10/14)—Denver 24, @Kansas City 10
1979 (10/28)—@Denver 20, Kansas City 3
1980 (10/19)—Kansas City 23, @Denver 17
1980 (12/7)—@Kansas City 31, Denver 14
1981 (10/18)—@Kansas City 28, Denver 14
1981 (12/6)—@Denver 16, Kansas City 13
1982 (12/19)—Kansas City 37, @Denver 16
1983 (10/30)—@Denver 27, Kansas City 24
1983 (12/18)—@Kansas City 48, Denver 17
1984 (9/23)—@Denver 21, Kansas City 0
1984 (12/2)—@Kansas City 16, Denver 13
1985 (10/27)—Denver 30, @Kansas City 10
1985 (12/14)—@Denver 14, Kansas City 13
1986 (11/16)—@Denver 38, Kansas City 17
1986 (12/7)—@Kansas City 37, Denver 10
1987 (10/18)—Denver 26, @Kansas City 17
1987 (12/19)—@Denver 20, Kansas City 17
1988 (9/18)—@Kansas City 20, Denver 13
1988 (11/6)—@Denver 17, Kansas City 11
1989 (9/10)—@Denver 34, Kansas City 20
1989 (11/12)—Denver 16, @Kansas City 13
1990 (9/17)—@Denver 24, Kansas City 23
1990 (12/9)—@Kansas City 31, Denver 20
1991 (10/20)—@Denver 19, Kansas City 16
1991 (11/17)—Denver 24, @Kansas City 20
1992 (10/4)—@Denver 20, Kansas City 19
1992 (12/27)—@Kansas City 42, Denver 20
1993 (9/20)—@Kansas City 15, Denver 7
1993 (12/12)—@Denver 27, Kansas City 21
1994 (10/17)—Kansas City 31, @Denver 28
1994 (12/4)—Denver 20, @Kansas City 17 (OT)
1995 (10/22)—Kansas City 21, @Denver 7
1995 (12/17)—@Kansas City 20, Denver 17
1996 (9/22)—@Kansas City 17, Denver 14
1996 (10/27)—@Denver 34, Kansas City 7
1997 (8/31)—@Denver 19, Kansas City 3
1997 (11/16)—@Kansas City 24, Denver 22
1997 (1/4)—Denver 14, @Kansas City 10*
1998 (11/16)—Denver 30, @Kansas City 7
1998 (12/6)—@Denver 35, Kansas City 31
1999 (9/19)—@Kansas City 26, Denver 10
1999 (12/5)—Kansas City 16, @Denver 10
2000 (9/24)—Kansas City 23, @Denver 22
2000 (12/17)—@Kansas City 20, Denver 7
2001 (10/7)—@Denver 20, Kansas City 6
2001 (12/16)—@Kansas City 26, Denver 23 (OT)
2002 (10/20)—Denver 37, @Kansas City 34 (OT)
2002 (12/15)—@Denver 31, Kansas City 24
2003 (10/5)—@Kansas City 24, Denver 23
2003 (12/7)—@Denver 45, Kansas City 27
2004 (9/12)—@Denver 34, Kansas City 24
2004 (12/19)—@Kansas City 45, Denver 17
2005 (9/26)—@Denver 30, Kansas City 10
2005 (12/4)—@Kansas City 31, Denver 27
2006 (9/17)—@Denver 9, Kansas City 6 (OT)
2006 (11/23)—@Kansas City 19, Denver 10
2007 (11/11)—Denver 27, @Kansas City 11
2007 (12/9)—@Denver 41, Kansas City 7
2008 (9/28)—@Kansas City 33, Denver 19
2008 (12/7)—@Denver 24, Kansas City 17
2009 (12/6)—Denver 44, @Kansas City 13
2009 (1/3)—Kansas City 44, @Denver 24
2010 (11/14)—@Denver 49, Kansas City 29
2010 (12/5)—@Kansas City 10, Denver 6
RS Pts.—DEN 2,059, KC 2,384
PS Pts.—DEN 14, KC 10
****AFC Divisional Playoff Game***
Franchise in Dallas before 1963 and known as the Texans

MIAMI DOLPHINS
Reg. Season: (3-11-1 / .233)
Home (3-4-1) / Away (0-7)
Postseason: (1-0 / 1.000)
Home (1-0) / Away (0-0) / S.B. (0-0)

1966 (10/16)—@Miami 24, Denver 7
1966 (12/4)—@Denver 17, Miami 7
1967 (9/17)—@Miami 35, Denver 21
1968 (10/27)—@Denver 21, Miami 14
1969 (12/7)—@Miami 27, Denver 24
1971 (9/19)—@Denver 10, Miami 10 (T)
1975 (12/20)—@Miami 14, Denver 13
1985 (9/29)—Miami 30, @Denver 26
1998 (12/21)—@Miami 31, Denver 21
1998 (1/9)—@Denver 38, Miami 3*
1999 (9/13)—Miami 38, @Denver 21
2001 (12/2)—@Miami 21, Denver 10
2002 (10/13)—Miami 24, @Denver 22
2004 (12/12)—@Denver 20, Miami 17
2005 (9/11)—@Miami 34, Denver 10
2008 (11/2)—Miami 26, @Denver 17
RS Pts.—DEN 260, MIA 352
PS Pts.—DEN 38, MIA 3
****AFC Divisional Playoff Game***

MINNESOTA VIKINGS
Reg. Season: (5-7-0 / .417)
Home (3-3) / Away (2-4)

1972 (10/15)—Minnesota 23, @Denver 20
1978 (9/11)—@Minnesota 12, Denver 9 (OT)
1981 (11/2)—@Denver 19, Minnesota 17
1984 (11/18)—@Denver 42, Minnesota 21
1987 (10/26)—@Minnesota 34, Denver 27
1990 (11/4)—@Minnesota 27, Denver 22
1991 (9/29)—Denver 13, @Minnesota 6
1993 (11/14)—Minnesota 26, @Denver 23
1996 (11/24)—Denver 21, @Minnesota 17
1999 (10/31)—Minnesota 23, @Denver 20
2003 (10/19)—@Minnesota 28, Denver 20
2007 (12/30)—@Denver 22, Minnesota 19 (OT)
RS Pts.—DEN 258, MIN 253

NEW ENGLAND PATRIOTS
Reg. Season: (25-16-0 / .610)
Home (16-8) / Away (9-8)
Postseason: (2-0 / 1.000)
Home (2-0) / Away (0-0) / S.B. (0-0)

1960 (9/9)—Denver 13, @Boston 10
1960 (10/23)—@Denver 31, Boston 24
1961 (9/16)—@Boston 45, Denver 17
1961 (12/3)—Boston 28, @Denver 24
1962 (9/21)—@Boston 41, Denver 16
1962 (11/11)—Boston 33, @Denver 29
1963 (9/29)—@Denver 14, Boston 10
1963 (10/18)—@Boston 40, Denver 21
1964 (10/4)—Boston 39, @Denver 10
1964 (11/20)—@Boston 12, Denver 7
1965 (9/24)—Denver 27, @Boston 10
1965 (12/12)—Boston 28, @Denver 20
1966 (9/18)—Boston 24, @Denver 10
1966 (11/6)—Denver 17, @Boston 10
1967 (9/3)—@Denver 26, Boston 21
1968 (9/29)—Boston 20, @Denver 17
1968 (11/3)—Denver 35, @Boston 14
1969 (9/14)—@Denver 35, Boston 7
1972 (12/17)—@Denver 45, New England 21
1976 (11/28)—@New England 38, Denver 14
1979 (11/11)—@Denver 45, New England 10
1980 (9/29)—@New England 23, Denver 14
1984 (11/4)—@Denver 26, New England 19
1986 (9/28)—@Denver 27, New England 20
1986 (1/4)—@Denver 22, New England 17*
1987 (12/6)—@Denver 31, New England 20
1988 (12/17)—@Denver 21, New England 10
1991 (10/27)—Denver 9, @New England 6
1991 (12/1)—@Denver 20, New England 3
1995 (10/8)—Denver 37, @New England 3
1996 (11/17)—Denver 34, @New England 8
1997 (10/6)—@Denver 34, New England 13
1998 (9/7)—@Denver 27, New England 21
1999 (10/24)—@New England 24, Denver 23
2000 (10/1)—New England 28, @Denver 19
2001 (10/28)—@Denver 31, New England 20
2002 (10/27)—Denver 24, @New England 16
2003 (11/3)—New England 30, @Denver 26
2005 (10/16)—@Denver 28, New England 20
2005 (1/14)—@Denver 27, New England 13*
2006 (9/24)—Denver 17, @New England 7
2008 (10/20)—@New England 41, Denver 7
2009 (10/11)—@Denver 20, New England 17 (OT)
RS Pts.—DEN 948, NE 834
PS Pts.—DEN 49, NE 30
****AFC Divisional Playoff Game***
Franchise in Boston before 1971

NEW ORLEANS SAINTS
Reg. Season: (7-2-0 / .778)
Home (4-1) / Away (3-1)

1970 (11/22)—Denver 31, @New Orleans 6
1974 (10/13)—@Denver 33, New Orleans 17
1979 (11/4)—@Denver 10, New Orleans 3
1985 (9/15)—@Denver 34, New Orleans 23
1988 (11/20)—@New Orleans 42, Denver 0
1994 (12/24)—New Orleans 30, @Denver 28
2000 (12/3)—Denver 38, @New Orleans 23
2004 (11/21)—Denver 34, @New Orleans 13
2008 (9/21)—@Denver 34, New Orleans 32
RS Pts.—DEN 242, NO 189

NEW YORK GIANTS
Reg. Season: (5-5-0 / .500)
Home (4-1) / Away (1-4)
Postseason: (0-1 / .000)
Home (0-0) / Away (0-0) / S.B. (0-1)

1972 (11/5)—@New York 29, Denver 17
1976 (11/21)—@Denver 14, New York 13
1980 (10/26)—Denver 14, @New York 9
1986 (11/23)—@New York 19, Denver 16
1986 (1/25)—New York 39, Denver 20*
1989 (12/10)—New York 14, @Denver 7
1992 (11/15)—@Denver 27, New York 13
1998 (12/13)—@New York 20, Denver 16
2001 (9/10)—@Denver 31, New York 20
2005 (10/23)—@New York 24, Denver 23
2009 (11/26)—@Denver 26, New York 6
RS Pts.—DEN 191, NYG 167
PS Pts.—DEN 20, NYG 39
****Super Bowl XXI in Pasadena, Calif.***

NEW YORK JETS
Reg. Season: (16-15-1 / .516)
Home (9-8) / Away (7-7-1)
Postseason: (1-0 / 1.000)
Home (1-0) / Away (0-0) / S.B. (0-0)

1960 (9/23)—@New York 28, Denver 24
1960 (12/4)—New York 30, @Denver 27
1961 (9/24)—@New York 35, Denver 28
1961 (10/22)—@Denver 27, New York 10
1962 (9/30)—Denver 32, @New York 10
1962 (11/22)—New York 46, @Denver 45
1963 (10/26)—Denver 35, @New York 35 (T)
1963 (11/17)—New York 14, @Denver 9
1964 (9/12)—@New York 30, Denver 6
1964 (11/15)—@Denver 20, New York 16
1965 (10/3)—@Denver 16, New York 13
1965 (10/31)—@New York 45, Denver 10
1966 (9/25)—New York 16, @Denver 7
1967 (9/24)—New York 38, @Denver 24
1967 (12/3)—Denver 33, @New York 24
1968 (10/13)—Denver 21, @New York 13
1969 (9/21)—@Denver 21, New York 19
1973 (10/28)—Denver 40, @New York 28
1976 (9/19)—@Denver 46, New York 3
1978 (11/5)—New York 31, @Denver 28
1980 (11/16)—@Denver 31, New York 24
1986 (10/20)—@New York 22, Denver 10
1992 (11/8)—@Denver 27, New York 16
1993 (9/5)—Denver 26, @New York 20
1994 (9/11)—@New York 25, Denver 22 (OT)
1996 (9/1)—@Denver 31, New York 6
1998 (1/17)—@Denver 23, New York 10*
1999 (10/3)—New York 21, @Denver 13
2000 (11/5)—Denver 30, @New York 23
2002 (12/8)—@New York 19, Denver 13
2005 (11/20)—@Denver 27, New York 0
2008 (11/30)—Denver 34, @New York 17
2010 (10/17)—New York 24, @Denver 20
RS Pts.—DEN 783, NYJ 701
PS Pts.—DEN 23, NYJ 10
****AFC Championship Game***
Franchise known as Titans before 1963

OAKLAND RAIDERS
Reg. Season: (41-58-2 / .416)
Home (21-27-2) / Away (20-31)
Postseason: (1-1 / .500)
Home (1-0) / Away (0-1) / S.B. (0-0)

1960 (10/2)—@Denver 31, Oakland 14
1960 (12/17)—@Oakland 48, Denver 10
1961 (10/1)—@Oakland 33, Denver 19
1961 (10/15)—@Denver 27, Oakland 24
1962 (10/5)—@Denver 44, Oakland 7
1962 (10/14)—Denver 23, @Oakland 6
1963 (11/28)—Oakland 26, @Denver 10
1963 (12/15)—@Oakland 35, Denver 31
1964 (10/25)—@Oakland 40, Denver 7
1964 (11/29)—@Denver 20, Oakland 20 (T)
1965 (11/21)—Oakland 28, @Denver 20
1965 (12/5)—@Oakland 24, Denver 13
1966 (11/20)—Oakland 17, @Denver 3
1966 (12/11)—@Oakland 28, Denver 10
1967 (9/10)—@Oakland 51, Denver 0
1967 (11/5)—Oakland 21, @Denver 17
1968 (11/10)—Oakland 43, @Denver 7
1968 (12/8)—@Oakland 33, Denver 27
1969 (10/12)—Oakland 24, @Denver 14
1969 (11/9)—@Oakland 41, Denver 10
1970 (10/11)—@Oakland 35, Denver 23
1970 (11/15)—Oakland 24, @Denver 19
1971 (10/10)—Oakland 27, @Denver 16
1971 (12/19)—@Oakland 21, Denver 13
1972 (10/22)—Denver 30, @Oakland 23
1972 (11/19)—Oakland 37, @Denver 20
1973 (10/22)—@Denver 23, Oakland 23 (T)
1973 (12/16)—@Oakland 21, Denver 17
1974 (11/3)—Oakland 28, @Denver 17
1974 (11/24)—Denver 20, @Oakland 17
1975 (11/2)—Oakland 42, @Denver 17
1975 (12/8)—@Oakland 17, Denver 10
1976 (10/17)—Oakland 17, @Denver 10
1976 (10/31)—@Oakland 19, Denver 6
1977 (10/16)—Denver 30, @Oakland 7
1977 (10/30)—Oakland 24, @Denver 14
1977 (1/1)—@Denver 20, Oakland 17*
1978 (9/3)—@Denver 14, Oakland 6
1978 (12/3)—Denver 21, @Oakland 6
1979 (9/30)—@Oakland 27, Denver 3
1979 (11/25)—Oakland 14, @Denver 10
1980 (12/1)—@Oakland 9, Denver 3
1980 (12/14)—Oakland 24, @Denver 21
1981 (9/6)—@Denver 9, Oakland 7
1981 (10/4)—Denver 17, @Oakland 0
1982 (12/26)—@Los Angeles 27, Denver 10
1983 (9/25)—Los Angeles 22, @Denver 7
1983 (11/13)—@Los Angeles 22, Denver 20
1984 (9/30)—@Denver 16, Los Angeles 13
1984 (10/28)—Denver 22, @Los Angeles 19 (OT)
1985 (11/24)—@Los Angeles 31, Denver 28 (OT)
1985 (12/8)—Los Angeles 17, @Denver 14 (OT)
1986 (9/7)—@Denver 38, Los Angeles 36
1986 (11/2)—Denver 21, @Los Angeles 10
1987 (10/12)—@Denver 30, Los Angeles 14
1987 (11/22)—Denver 23, @Los Angeles 17
1988 (9/26)—Los Angeles 30, @Denver 27 (OT)
1988 (12/4)—@Los Angeles 21, Denver 20
1989 (9/24)—@Denver 31, Los Angeles 21
1989 (12/3)—@Los Angeles 16, Denver 13 (OT)
1990 (9/9)—@Los Angeles 14, Denver 9
1990 (12/2)—Los Angeles 23, @Denver 20
1991 (9/8)—@Los Angeles 16, Denver 13
1991 (11/10)—Los Angeles 17, @Denver 16
1992 (9/6)—@Denver 17, Los Angeles 13
1992 (11/22)—@Los Angeles 24, Denver 0
1993 (10/18)—Los Angeles 23, @Denver 20
1993 (1/2)—@Los Angeles 33, Denver 30 (OT)
1993 (1/9)—@Los Angeles 42, Denver 24**
1994 (9/18)—Los Angeles 48, @Denver 16
1994 (12/11)—@Los Angeles 23, Denver 13
1995 (10/16)—@Denver 27, Oakland 0
1995 (12/24)—Denver 31, @Oakland 28
1996 (11/4)—Denver 22, @Oakland 21
1996 (12/15)—@Denver 24, Oakland 19
1997 (10/19)—@Oakland 28, Denver 25
1997 (11/24)—@Denver 31, Oakland 3
1998 (9/20)—Denver 34, @Oakland 17
1998 (11/22)—@Denver 40, Oakland 14
1999 (10/10)—Denver 16, @Oakland 13
1999 (11/22)—@Denver 27, Oakland 21 (OT)
2000 (9/17)—Denver 33, @Oakland 24
2000 (11/13)—@Denver 27, Oakland 24
2001 (11/5)—@Oakland 38, Denver 28
2001 (12/30)—@Denver 23, Oakland 17
2002 (11/11)—Oakland 34, @Denver 10
2002 (12/22)—@Oakland 28, Denver 16
2003 (9/22)—@Denver 31, Oakland 10
2003 (11/30)—Denver 22, @Oakland 8
2004 (10/17)—Denver 31, @Oakland 3
2004 (11/28)—Oakland 25, @Denver 24
2005 (11/13)—Denver 31, @Oakland 17
2005 (12/24)—@Denver 22, Oakland 3
2006 (10/15)—@Denver 13, Oakland 3
2006 (11/12)—Denver 17, @Oakland 13
2007 (9/16)—@Denver 23, Oakland 20 (OT)
2007 (12/2)—@Oakland 34, Denver 20
2008 (9/8)—Denver 41, @Oakland 14
2008 (11/23)—Oakland 31, @Denver 10
2009 (9/27)—Denver 23, @Oakland 3
2009 (12/20)—Oakland 20, @Denver 19
2010 (10/24)—Oakland 59, @Denver 14
2010 (12/19)—@Oakland 39, Denver 23
RS Pts.—DEN 1,978, OAK 2,219
PS Pts.—DEN 44, OAK 59
****AFC Championship Game***
*****AFC Wild Card Playoff Game***
Franchise in Los Angeles from 1982-94

PHILADELPHIA EAGLES
Reg. Season: (4-7-0 / .364)
Home (3-2) / Away (1-5)

1971 (10/31)—@Philadelphia 17, Denver 16
1975 (12/14)—@Denver 25, Philadelphia 10
1980 (9/7)—@Philadelphia 27, Denver 6
1983 (9/18)—Philadelphia 13, @Denver 10
1986 (9/21)—Denver 33, @Philadelphia 7
1989 (10/29)—Philadelphia 28, @Denver 24
1992 (9/20)—@Philadelphia 30, Denver 0
1995 (11/12)—@Philadelphia 31, Denver 13
1998 (10/4)—@Denver 41, Philadelphia 16
2005 (10/30)—@Denver 49, Philadelphia 21
2009 (12/27)—@Philadelphia 30, Denver 27
RS Pts.—DEN 244, PHI 230

PITTSBURGH STEELERS
Reg. Season: (13-7-1 / .643)
Home (7-3-1) / Away (6-4)
Postseason: (3-3 / .500)
Home (2-2) / Away (1-1) / S.B. (0-0)

1970 (9/27)—@Denver 16, Pittsburgh 13
1971 (11/28)—Denver 22, @Pittsburgh 10
1973 (11/18)—Denver 23, @Pittsburgh 13
1974 (9/22)—@Denver 35, Pittsburgh 35 (T)
1975 (10/12)—@Pittsburgh 20, Denver 9
1977 (11/6)—@Denver 21, Pittsburgh 7
1977 (12/24)—@Denver 34, Pittsburgh 21*
1978 (12/16)—Pittsburgh 21, @Denver 17
1978 (12/30)—@Pittsburgh 33, Denver 10*
1979 (10/22)—@Pittsburgh 42, Denver 7
1983 (9/4)—Denver 14, @Pittsburgh 10
1984 (12/30)—Pittsburgh 24, @Denver 17*
1985 (12/1)—Denver 31, @Pittsburgh 23
1986 (9/15)—Denver 21, @Pittsburgh 10
1988 (10/23)—@Pittsburgh 39, Denver 21
1989 (11/5)—@Denver 34, Pittsburgh 7
1989 (1/7)—@Denver 24, Pittsburgh 23*
1990 (10/14)—Pittsburgh 34, @Denver 17
1991 (11/3)—@Denver 20, Pittsburgh 13
1993 (11/21)—@Denver 37, Pittsburgh 13
1997 (12/7)—@Pittsburgh 35, Denver 24
1997 (1/11)—Denver 24, @Pittsburgh 21**
2003 (10/12)—@Denver 17, Pittsburgh 14
2005 (1/22)—Pittsburgh 34, @Denver 17**
2006 (11/5)—Denver 31, @Pittsburgh 20
2007 (10/21)—@Denver 31, Pittsburgh 28
2009 (11/9)—Pittsburgh 28, @Denver 10
RS Pts.—DEN 458, PIT 435
PS Pts.—DEN 126, PIT 156
****AFC Divisional Playoff Game***
*****AFC Championship Game***

ST. LOUIS RAMS
Reg. Season: (5-7-0 / .417)
Home (3-3) / Away (2-4)

1972 (11/12)—Denver 16, @Los Angeles 10
1974 (9/15)—Los Angeles 17, @Denver 10
1979 (9/6)—Los Angeles 13, @Denver 9
1982 (12/12)—Denver 27, @Los Angeles 24
1985 (9/8)—@Los Angeles 20, Denver 16
1988 (11/27)—@Denver 35, Los Angeles 24
1994 (11/6)—@Los Angeles 27, Denver 21
1997 (9/14)—@Denver 35, St. Louis 14
2000 (9/4)—@St. Louis 41, Denver 36
2002 (9/8)—@Denver 23, St. Louis 16
2006 (9/10)—@St. Louis 18, Denver 10
2010 (11/28)—St. Louis 36, @Denver 33
RS Pts.—DEN 271, STL 260
Franchise in Los Angeles before 1995

SAN DIEGO CHARGERS
Reg. Season: (54-47-1 / .534)
Home (35-15-1) / Away (19-32)

1960 (10/16)—Los Angeles 23, @Denver 19
1960 (12/10)—@Los Angeles 41, Denver 33
1961 (10/29)—@San Diego 37, Denver 0
1961 (11/12)—San Diego 19, @Denver 16
1962 (9/7)—@Denver 30, San Diego 21
1962 (11/4)—Denver 23, @San Diego 20
1963 (10/6)—@Denver 50, San Diego 34
1963 (12/22)—@San Diego 58, Denver 20
1964 (10/18)—@San Diego 42, Denver 14
1964 (11/8)—San Diego 31, @Denver 20
1965 (9/11)—@San Diego 34, Denver 31
1965 (11/7)—San Diego 35, @Denver 21
1966 (10/30)—@San Diego 24, Denver 17
1966 (11/27)—@Denver 20, San Diego 17

1967 (10/22)—San Diego 38, @Denver 21
1967 (11/23)—@San Diego 24, Denver 20
1968 (10/20)—@San Diego 55, Denver 24
1968 (12/1)—San Diego 47, @Denver 23
1969 (11/2)—@Denver 13, San Diego 0
1969 (11/23)—@San Diego 45, Denver 24
1970 (11/8)—@San Diego 24, Denver 21
1970 (12/13)—@Denver 17, San Diego 17 (T)
1971 (10/17)—@Denver 20, San Diego 16
1971 (12/12)—@San Diego 45, Denver 17
1972 (9/24)—@San Diego 37, Denver 14
1972 (12/10)—@Denver 38, San Diego 13
1973 (11/11)—@Denver 30, San Diego 19
1973 (12/9)—Denver 42, @San Diego 28
1974 (10/20)—@Denver 27, San Diego 7
1974 (12/15)—@San Diego 17, Denver 0
1975 (11/16)—Denver 27, @San Diego 17
1975 (11/30)—@Denver 13, San Diego 10 (OT)
1976 (10/3)—@Denver 26, San Diego 0
1976 (11/14)—Denver 17, @San Diego 0
1977 (11/13)—Denver 17, @San Diego 14
1977 (12/11)—@Denver 17, San Diego 9
1978 (9/17)—@Denver 27, San Diego 14
1978 (10/8)—@San Diego 23, Denver 0
1979 (10/7)—@Denver 7, San Diego 0
1979 (12/17)—@San Diego 17, Denver 7
1980 (9/21)—San Diego 30, @Denver 13
1980 (11/9)—Denver 20, @San Diego 13
1981 (9/27)—@Denver 42, San Diego 24
1981 (11/29)—@San Diego 34, Denver 17
1982 (9/12)—San Diego 23, @Denver 3
1982 (11/28)—@San Diego 30, Denver 20
1983 (10/23)—@Denver 14, San Diego 6
1983 (11/27)—@San Diego 31, Denver 7
1984 (11/11)—@Denver 16, San Diego 13
1984 (12/9)—Denver 16, @San Diego 13
1985 (11/3)—@San Diego 30, Denver 10
1985 (11/17)—@Denver 30, San Diego 24 (OT)
1986 (10/12)—Denver 31, @San Diego 14
1986 (11/9)—San Diego 9, @Denver 3
1987 (11/29)—Denver 31, @San Diego 17
1987 (12/27)—@Denver 24, San Diego 0
1988 (9/11)—@Denver 34, San Diego 3
1988 (10/2)—Denver 12, @San Diego 0
1989 (10/8)—@Denver 16, San Diego 10
1989 (12/24)—@San Diego 19, Denver 16
1990 (11/11)—@San Diego 19, Denver 7
1990 (12/16)—@Denver 20, San Diego 10
1991 (9/22)—@Denver 27, San Diego 19
1991 (12/22)—Denver 17, @San Diego 14
1992 (9/13)—@Denver 21, San Diego 13
1992 (10/25)—@San Diego 24, Denver 21
1993 (9/12)—@Denver 34, San Diego 17
1993 (12/5)—@San Diego 13, Denver 10
1994 (9/4)—San Diego 37, @Denver 34
1994 (10/23)—Denver 20, @San Diego 15
1995 (9/24)—@San Diego 17, Denver 6
1995 (11/19)—@Denver 30, San Diego 27
1996 (10/6)—@Denver 28, San Diego 17
1996 (12/22)—@San Diego 16, Denver 10
1997 (11/30)—Denver 38, @San Diego 28
1997 (12/21)—@Denver 38, San Diego 3
1998 (11/8)—@Denver 27, San Diego 10
1998 (11/29)—Denver 31, @San Diego 16
1999 (11/7)—Denver 33, @San Diego 17
1999 (1/2)—San Diego 12, @Denver 6
2000 (10/8)—Denver 21, @San Diego 7
2000 (11/19)—@Denver 38, San Diego 37
2001 (10/21)—@San Diego 27, Denver 10
2001 (11/11)—@Denver 26, San Diego 16
2002 (10/6)—@Denver 26, San Diego 9
2002 (12/1)—@San Diego 30, Denver 27 (OT)
2003 (9/14)—Denver 37, @San Diego 13
2003 (11/16)—@Denver 37, San Diego 8
2004 (9/26)—@Denver 23, San Diego 13
2004 (12/5)—@San Diego 20, Denver 17
2005 (9/18)—@Denver 20, San Diego 17
2005 (12/31)—Denver 23, @San Diego 7
2006 (11/19)—San Diego 35, @Denver 27
2006 (12/10)—@San Diego 48, Denver 20
2007 (10/7)—San Diego 41, @Denver 3
2007 (12/24)—@San Diego 23, Denver 3
2008 (9/14)—@Denver 39, San Diego 38
2008 (12/28)—@San Diego 52, Denver 21
2009 (10/19)—Denver 34, @San Diego 23
2009 (11/22)—San Diego 32, @Denver 3
2010 (11/22)—@San Diego 35, Denver 14
2010 (1/2)—San Diego 33, @Denver 28
RS Pts.—DEN 2,153, SD 2,223
Franchise in Los Angeles before 1961

SAN FRANCISCO 49ERS

Reg. Season: (6-6-0 / .500)
Home (3-2) / Away (3-3)
Postseason: (0-1 / .000)
Home (0-0) / Away (0-0) / S.B. (0-1)

1970 (10/25)—@San Francisco 19, Denver 14
1973 (9/23)—San Francisco 36, @Denver 34
1979 (11/18)—Denver 38, @San Francisco 28
1982 (9/19)—@Denver 24, San Francisco 21
1985 (11/11)—@Denver 17, San Francisco 16
1988 (10/9)—Denver 16, @San Fran. 13 (OT)
1989 (1/28)—San Francisco 55, Denver 10*
1994 (12/17)—@San Francisco 42, Denver 19
1997 (12/15)—@San Francisco 34, Denver 17
2000 (12/23)—@Denver 38, San Francisco 9
2002 (9/15)—Denver 24, @San Francisco 14
2006 (12/31)—San Fran. 26, @Denver 23 (OT)
2010 (10/31)—@San Fran. 24, Denver 16 (London)
RS Pts.—DEN 280, SF 282
PS Pts.—DEN 10, SF 55
Super Bowl XXIV in New Orleans

SEATTLE SEAHAWKS

Reg. Season: (34-18-0 / .654)
Home (21-5) / Away (13-13)
Postseason: (0-1 / .000)
Home (0-0) / Away (0-1) / S.B. (0-0)

1977 (10/2)—Denver 24, @Seattle 13
1978 (10/1)—@Denver 28, Seattle 7
1978 (10/29)—Denver 20, @Seattle 17 (OT)
1979 (9/23)—@Denver 37, Seattle 34
1979 (12/8)—@Seattle 28, Denver 23
1980 (11/23)—@Denver 36, Seattle 20
1980 (12/21)—Denver 25, @Seattle 17
1981 (9/13)—@Seattle 13, Denver 10
1981 (12/13)—@Denver 23, Seattle 13
1982 (11/21)—Seattle 17, @Denver 10
1982 (1/2)—@Seattle 13, Denver 11
1983 (11/6)—@Seattle 27, Denver 19
1983 (11/20)—@Denver 38, Seattle 27
1983 (12/24)—@Seattle 31, Denver 7*
1984 (11/25)—Seattle 27, @Denver 24
1984 (12/15)—Denver 31, @Seattle 14
1985 (10/20)—@Denver 13, Seattle 10 (OT)
1985 (12/20)—Denver 27, @Seattle 24
1986 (10/26)—@Denver 20, Seattle 13
1986 (12/20)—@Seattle 41, Denver 16
1987 (9/13)—@Denver 40, Seattle 17
1987 (12/13)—@Seattle 28, Denver 21
1988 (9/4)—Seattle 21, @Denver 14
1988 (12/11)—@Seattle 42, Denver 14
1989 (10/22)—Denver 24, @Seattle 21 (OT)
1989 (11/26)—@Denver 41, Seattle 14
1990 (9/23)—@Denver 34, Seattle 31 (OT)
1990 (12/23)—@Seattle 17, Denver 12
1991 (9/15)—@Denver 16, Seattle 10
1991 (11/24)—@Seattle 13, Denver 10
1992 (11/30)—@Seattle 16, Denver 13 (OT)
1992 (12/20)—@Denver 10, Seattle 6
1993 (10/31)—@Denver 28, Seattle 17
1993 (11/28)—Denver 17, @Seattle 9
1994 (10/9)—Denver 16, @Seattle 9
1994 (11/13)—@Denver 17, Seattle 10
1995 (10/1)—@Seattle 27, Denver 10
1995 (12/10)—Seattle 31, @Denver 27
1996 (9/8)—Denver 30, @Seattle 20
1996 (12/1)—@Denver 34, Seattle 7
1997 (9/7)—Denver 35, @Seattle 14
1997 (11/2)—@Denver 30, Seattle 27
1998 (10/11)—Denver 21, @Seattle 16
1998 (12/27)—@Denver 28, Seattle 21
1999 (11/14)—@Seattle 20, Denver 17
1999 (12/19)—@Denver 36, Seattle 30 (OT)
2000 (11/26)—Denver 38, @Seattle 31
2000 (12/10)—@Denver 31, Seattle 24
2001 (10/14)—@Seattle 34, Denver 21
2001 (12/9)—@Denver 20, Seattle 7
2002 (11/17)—Denver 31, @Seattle 9
2006 (12/3)—Seattle 23, @Denver 20
2010 (9/19)—@Denver 31, Seattle 14
RS Pts.—DEN 1,222, SEA 1,011
PS Pts.—DEN 7, SEA 31
AFC Wild Card Playoff Game

TAMPA BAY BUCCANEERS

Reg. Season: (5-2-0 / .714)
Home (3-1) / Away (2-1)

1976 (11/7)—@Denver 48, Tampa Bay 13
1981 (11/15)—Denver 24, @Tampa Bay 7
1993 (12/26)—Tampa Bay 17, @Denver 10
1996 (9/15)—@Denver 27, Tampa Bay 23
1999 (9/26)—@Tampa Bay 13, Denver 10
2004 (10/3)—Denver 16, @Tampa Bay 13
2008 (10/5)—@Denver 16, Tampa Bay 13
RS Pts.—DEN 151, TB 99

TENNESSEE TITANS

Reg. Season: (14-20-1 / .414)
Home (8-7-1) / Away (6-13)
Postseason: (2-1 / .667)
Home (2-0) / Away (0-1) / S.B. (0-0)

1960 (11/6)—Houston 45, @Denver 25
1960 (11/20)—@Houston 20, Denver 10
1961 (11/5)—Houston 55, @Denver 14
1961 (11/26)—@Houston 45, Denver 14
1962 (10/21)—@Denver 20, Houston 10
1962 (12/2)—@Houston 34, Denver 17
1963 (9/14)—@Houston 20, Denver 14
1963 (10/13)—Houston 33, @Denver 24
1964 (9/27)—Houston 38, @Denver 17
1964 (12/20)—@Houston 34, Denver 15
1965 (10/17)—@Denver 28, Houston 17
1965 (11/14)—Denver 31, @Houston 21
1966 (9/3)—@Houston 45, Denver 7
1966 (10/2)—@Denver 40, Houston 38
1967 (10/1)—@Houston 10, Denver 6
1967 (11/12)—Houston 20, @Denver 18
1968 (11/17)—@Houston 38, Denver 17
1969 (10/26)—@Houston 24, Denver 21
1969 (11/16)—@Denver 20, Houston 20 (T)
1970 (11/29)—@Houston 31, Denver 21
1972 (9/17)—@Denver 30, Houston 17
1973 (10/14)—Denver 48, @Houston 20
1974 (12/8)—@Denver 37, Houston 14
1976 (10/10)—@Houston 17, Denver 3
1977 (12/4)—Denver 24, @Houston 14
1979 (12/23)—@Houston 13, Denver 7*
1980 (11/2)—Houston 20, @Denver 16
1983 (10/9)—Denver 26, @Houston 14
1985 (10/6)—@Denver 31, Houston 20
1987 (10/4)—Houston 40, @Denver 10
1987 (1/10)—@Denver 34, Houston 10**
1991 (10/6)—@Houston 42, Denver 14
1991 (1/4)—@Denver 26, Houston 24**
1992 (10/18)—@Denver 27, Houston 21
1995 (11/26)—@Houston 42, Denver 33
2004 (12/25)—Denver 37, @Tennessee 16
2007 (11/19)—@Denver 34, Tennessee 20
2010 (10/3)—Denver 26, @Tennessee 20
RS Pts.—DEN 775, TEN 935
PS Pts.—DEN 67, TEN 47
AFC Wild Card Playoff Game
****AFC Divisional Playoff Game***
Franchise in Houston before 1997 and known as the Oilers before 1999

WASHINGTON REDSKINS

Reg. Season: (6-5-0 / .545)
Home (4-2) / Away (2-3)
Postseason: (0-1 / .000)
Home (0-0) / Away (0-0) / S.B. (0-1)

1970 (11/1)—Washington 19, @Denver 3
1974 (9/30)—@Washington 30, Denver 3
1980 (10/13)—@Denver 20, Washington 17
1986 (12/13)—@Denver 31, Washington 30
1987 (1/31)—Washington 42, Denver 10*
1989 (11/20)—Denver 14, @Washington 10
1992 (10/12)—@Washington 34, Denver 3
1995 (9/17)—@Denver 38, Washington 31
1998 (9/27)—Denver 38, @Washington 16
2001 (11/18)—Washington 17, @Denver 10
2005 (10/9)—@Denver 21, Washington 19
2009 (11/15)—@Washington 27, Denver 17
RS Pts.—DEN 198, WAS 250
PS Pts.—DEN 10, WAS 42
Super Bowl XXII in San Diego

BRONCOS VS. THE NFL (REGULAR SEASON / POSTSEASON / PRESEASON)

	REGULAR SEASON						POSTSEASON			PRESEASON			
Franchise	**W**	**L**	**T**	**Pct.**	**PF**	**PA**	**W**	**L**	**Pct.**	**W**	**L**	**T**	**Pct.**
Arizona Cardinals	7	1	1	.833	248	129	0	0	.000	15	5	0	.750
Atlanta Falcons	8	4	0	.667	341	285	1	0	1.000	4	2	0	.667
Baltimore Ravens	3	5	0	.375	136	188	0	1	.000	0	0	0	.000
Buffalo Bills	15	18	1	.456	757	798	0	1	.000	3	4	0	.429
Carolina Panthers	2	1	0	.667	64	47	0	0	.000	2	1	0	.667
Chicago Bears	6	7	0	.462	220	266	0	0	.000	4	3	0	.571
Cincinnati Bengals	17	8	0	.680	523	449	0	0	.000	3	2	0	.600
Cleveland Browns	18	5	0	.783	554	329	3	0	1.000	1	1	0	.500
Dallas Cowboys	6	4	0	.600	243	210	0	1	.000	7	6	0	.538
Detroit Lions	6	4	0	.600	225	203	0	0	.000	2	3	0	.400
Green Bay Packers	5	5	1	.500	188	225	1	0	1.000	6	3	0	.667
Houston Texans	2	1	0	.667	68	67	0	0	.000	4	1	0	.800
Indianapolis Colts	11	8	0	.579	404	373	0	2	.000	7	6	0	.538
Jacksonville Jaguars	3	5	0	.375	166	159	1	1	.500	0	2	0	.000
Kansas City Chiefs	46	55	0	.455	2,059	2,384	1	0	1.000	1	7	0	.125
Miami Dolphins	3	11	1	.233	260	352	1	0	1.000	5	6	0	.455
Minnesota Vikings	5	7	0	.417	258	253	0	0	.000	5	7	0	.417
New England Patriots	25	16	0	.610	948	834	2	0	1.000	5	3	0	.625
New Orleans Saints	7	2	0	.778	242	189	0	0	.000	2	3	0	.400
New York Giants	5	5	0	.500	191	167	0	1	.000	0	2	0	.000
New York Jets	16	15	1	.516	783	701	1	0	1.000	1	2	0	.333
Oakland Raiders	41	58	2	.416	1,978	2,219	1	1	.500	4	7	0	.364
Philadelphia Eagles	4	7	0	.364	244	230	0	0	.000	0	1	0	.000
Pittsburgh Steelers	13	7	1	.643	458	435	3	3	.500	1	0	0	1.000
St. Louis Rams	5	7	0	.417	271	260	0	0	.000	6	2	0	.750
San Diego Chargers	54	47	1	.534	2,153	2,223	0	0	.000	2	5	0	.286
San Francisco 49ers	6	6	0	.500	280	282	0	1	.000	18	15	0	.545
Seattle Seahawks	34	18	0	.654	1,222	1,011	0	1	.000	7	1	0	.875
Tampa Bay Buccaneers	5	2	0	.714	151	99	0	0	.000	2	0	0	1.000
Tennessee Titans	14	20	1	.412	775	935	2	1	.667	5	5	0	.500
Washington Redskins	6	5	0	.545	198	250	0	1	.000	1	5	0	.167
TOTALS	**398**	**364**	**10**	**.522**	**16,608**	**16,552**	**17**	**15**	**.531**	**123**	**110**	**0**	**.528**

BRONCOS VS. AFC WEST (REGULAR SEASON / SINCE AFL-NFL MERGER)

Year	KC	OAK	SD	SEA	TB*	Home	Away	Overall
1970	1-1	0-2	0-1-1	—	—	1-1-1	0-3	1-4-1
1971	0-2	0-2	1-1	—	—	1-2	0-3	1-5
1972	0-2	1-1	1-1	—	—	1-2	1-2	2-4
1973	1-1	0-1-1	2-0	—	—	2-0-1	1-2	3-2-1
1974	1-1	1-1	1-1	—	—	1-2	2-1	3-3
1975	1-1	0-2	2-0	—	—	2-1	1-2	3-3
1976	2-0	0-2	2-0	—	1-0	3-1	2-1	5-2
1977	2-0	1-1	2-0	1-0	—	2-1	4-0	6-1
1978	2-0	2-0	1-1	2-0	—	4-0	3-1	7-1
1979	2-0	0-2	1-1	1-1	—	3-1	1-3	4-4
1980	0-2	0-2	1-1	2-0	—	1-3	2-2	3-5
1981	1-1	2-0	1-1	1-1	—	4-0	1-3	5-3
1982	0-1	0-1	0-2	0-2	—	0-3	0-3	0-6
1983	1-1	0-2	1-1	1-1	—	3-1	0-4	3-5
1984	1-1	2-0	2-0	1-1	—	3-1	3-1	6-2
1985	2-0	0-2	1-1	2-0	—	3-1	2-2	5-3
1986	1-1	2-0	1-1	1-1	—	3-1	2-2	5-3
1987	2-0	2-0	2-0	1-1	—	4-0	3-1	7-1
1988	1-1	0-2	2-0	0-2	—	2-2	1-3	3-5
1989	2-0	1-1	1-1	2-0	—	4-0	2-2	6-2
1990	1-1	0-2	1-1	1-1	—	3-1	0-4	3-5
1991	2-0	0-2	2-0	1-1	—	3-1	2-2	5-3
1992	1-1	1-1	1-1	1-1	—	4-0	0-4	4-4
1993	1-1	0-2	1-1	2-0	—	3-1	1-3	4-4
1994	1-1	0-2	1-1	2-0	—	1-3	3-1	4-4
1995	0-2	2-0	1-1	0-2	—	2-2	1-3	3-5
1996	1-1	2-0	1-1	2-0	—	4-0	2-2	6-2
1997	1-1	1-1	2-0	2-0	—	4-0	2-2	6-2
1998	2-0	2-0	2-0	2-0	—	4-0	4-0	8-0
1999	0-2	2-0	1-1	1-1	—	2-2	2-2	4-4
2000	0-2	2-0	2-0	2-0	—	3-1	3-1	6-2
2001	1-1	1-1	1-1	1-1	—	4-0	0-4	4-4
2002	2-0	0-2	1-1	—	—	2-1	1-2	3-3
2003	1-1	2-0	2-0	—	—	3-0	2-1	5-1
2004	1-1	1-1	1-1	—	—	2-1	1-2	3-3
2005	1-1	2-0	2-0	—	—	3-0	2-1	5-1
2006	1-1	2-0	0-2	—	—	2-1	1-2	3-3
2007	2-0	1-1	0-2	—	—	2-1	1-2	3-3
2008	1-1	1-1	1-1	—	—	2-1	1-2	3-3
2009	1-1	1-1	1-1	—	—	0-3	3-0	3-3
2010	1-1	0-2	0-2	—	—	1-2	0-3	1-5
TOTALS	**45-36**	**37-43-1**	**49-32-1**	**32-17**	**1-0**	**101-44-2**	**63-84**	**164-128-2**

**Tampa Bay was a member of the AFC Western Division during the franchise's first year of existence. In 1977, the Buccaneers moved to the NFC Central and the Seattle Seahawks moved from the NFC West to the AFC West. Seattle moved back to the NFC West in 2002.*

Broncos Record in Primetime / Overtime Games

Monday Night Football

Overall record: 27-34-1 / Home: 20-10-1 / Road: 7-24
(Home team in caps)

SAN DIEGO 35, Denver 14, Nov. 22, 2010
Pittsburgh 28, DENVER 10, Nov. 9, 2009
Denver 34, SAN DIEGO 23, Oct. 19, 2009
NEW ENGLAND 41, Denver 7, Oct. 20, 2008
Denver 41, OAKLAND 14, Sept. 8, 2008
SAN DIEGO 23, Denver 3, Dec. 24, 2007
DENVER 34, Tennessee 20, Nov. 19, 2007
Green Bay 19, DENVER 13, Oct. 29, 2007 (OT)
DENVER 13, Baltimore 3, Oct. 9, 2006
DENVER 30, Kansas City 10, Sept. 26, 2005
CINCINNATI 23, Denver 10, Oct. 25, 2004
New England 30, DENVER 26, Nov. 3, 2003
DENVER 31, Oakland 10, Sept. 22, 2003
Oakland 34, DENVER 10, Nov. 11, 2002
BALTIMORE 34, Denver 23, Sept. 30, 2002
OAKLAND 38, Denver 28, Nov. 5, 2001
DENVER 31, New York Giants 20, Sept. 10, 2001
DENVER 27, Oakland 24, Nov. 13, 2000
ST. LOUIS 41, Denver 36, Sept. 4, 2000
JACKSONVILLE 27, Denver 24, Dec. 13, 1999
DENVER 27, Oakland 21, Nov. 22, 1999
Miami 38, DENVER 21, Sept. 13, 1999
MIAMI 31, Denver 21, Dec. 21, 1998
Denver 30, KANSAS CITY 7, Nov. 16, 1998
DENVER 27, New England 21, Sept. 7, 1998
SAN FRANCISCO 34, Denver 17, Dec. 15, 1997
DENVER 31, Oakland 3, Nov. 24, 1997
DENVER 34, New England 13, Oct. 6, 1997
Denver 22, OAKLAND 21, Nov. 4, 1996
DENVER 27, Oakland 0, Oct. 16, 1995
Kansas City 31, DENVER 28, Oct. 17, 1994
BUFFALO 27, Denver 20, Sept. 26, 1994
L.A. Raiders 23, DENVER 20, Oct. 18, 1993
KANSAS CITY 15, Denver 7, Sept. 20, 1993
SEATTLE 16, Denver 13 (OT), Nov. 30, 1992
WASHINGTON 34, Denver 3, Oct. 12, 1992
Cleveland 30, DENVER 29, Oct. 8, 1990
DENVER 24, Kansas City 23, Sept. 17, 1990
Denver 14, WASHINGTON 10, Nov. 20, 1989
Denver 28, BUFFALO 14, Sept. 18, 1989
INDIANAPOLIS 55, Denver 23, Oct. 31, 1988
L.A. Raiders 30, DENVER 27, Sept. 26, 1988 (OT)
DENVER 31, Chicago 29, Nov. 16, 1987
MINNESOTA 34, Denver 27, Oct. 27, 1987
DENVER 30, L.A. Raiders 14, Oct. 12, 1987
NEW YORK JETS 22, Denver 10, Oct. 20, 1986
Denver 21, PITTSBURGH 10, Sept. 15, 1986
DENVER 17, San Francisco 16, Nov. 11, 1985
DENVER 17, Green Bay 14, Oct. 15, 1984
DENVER 19, Minnesota 17, Nov. 2, 1981
OAKLAND 9, Denver 3, Dec. 1, 1980
DENVER 20, Washington 17, Oct. 13, 1980
NEW ENGLAND 23, Denver 14, Sept. 29, 1980
SAN DIEGO 17, Denver 7, Dec. 17, 1979
PITTSBURGH 42, Denver 7, Oct. 22, 1979
DENVER 16, Chicago 7, Oct. 16, 1978
MINNESOTA 12, Denver 9 OT, Sept. 11, 1978
OAKLAND 17, Denver 10, Dec. 8, 1975
DENVER 23, Green Bay 13, Sept. 29, 1975
Kansas City 42, DENVER 34, Nov. 18, 1974
WASHINGTON 30, Denver 3, Sept. 30, 1974
DENVER 23, Oakland 23, Oct. 22, 1973 (T)

MONDAY NIGHT REGULARS

The Broncos have appeared on *Monday Night Football* at least once in each of the last 19 seasons and are set to play one Monday night game in 2011.

Including its Sept. 12, 2011, game vs. Oakland, Denver's 20-year streak of making at least one appearance on *Monday Night Football* is the longest active streak in the NFL and is the second longest of its kind all-time since the first *Monday Night Football* game was played in 1970.

Sunday Night Games

Overall record: 18-15-0 / Home: 10-6 / Road 8-9
(Home team in caps)

SAN DIEGO 52, Denver 21, Dec. 28, 2008
DENVER 31, Pittsburgh 28, Oct. 21, 2007
Seattle 23, DENVER 20, Dec. 3, 2006
San Diego 35, DENVER 27, Nov. 19, 2006
DENVER 13, Oakland 3, Oct. 15, 2006
Denver 17, NEW ENGLAND 7, Sept. 24, 2006
Oakland 25, DENVER 24, Nov. 28, 2004
DENVER 34, Kansas City 24, Sept. 12, 2004
Denver 31, INDIANAPOLIS 17, Dec. 21, 2003
Indianapolis 23, DENVER 20 (OT), Nov. 24, 2002
Miami 24, DENVER 22, Oct. 13, 2002
DENVER 20, Seattle 7, Dec. 9, 2001
Denver 38, ARIZONA 17, Sept. 23, 2001
SEATTLE 20, Denver 17, Nov. 14, 1999
Denver 31, SAN DIEGO 16, Nov. 29, 1998
Denver 38, SAN DIEGO 28, Nov. 30, 1997
SAN DIEGO 16, Denver 10, Dec. 22, 1996
DENVER 27, Tampa Bay 23, Sept. 15, 1996
PHILADELPHIA 31, Denver 13, Nov. 12, 1995
Denver 37, NEW ENGLAND 3, Oct. 8, 1995
DENVER 22, Buffalo 7, Sept. 3, 1995
San Diego 37, DENVER 34, Sept. 4, 1994
GREEN BAY 30, Denver 27, Oct. 10, 1993
DENVER 27, N.Y. Giants 13, Nov. 15, 1992
DENVER 17, L.A. Raiders 13, Sept. 6, 1992
DENVER 20, Pittsburgh 13, Nov. 3, 1991
Denver 13, MINNESOTA 6, Sept. 29, 1991
SEATTLE 17, Denver 12, Dec. 23, 1990
MINNESOTA 27, Denver 22, Nov. 4, 1990
SEATTLE 42, Denver 14, Dec. 11, 1988
SEATTLE 28, Denver 21, Dec. 13, 1987
Denver 24, CLEVELAND 14, Sept. 16, 1984
DENVER 21, Oakland 6, Dec. 3, 1978

Overtime Games

Overall record: 23-15-2 / Home: 12-6-1 / Road: 11-9-1
(Home team in caps)

DENVER 20, New England 17, Oct. 11, 2009
DENVER 22, Minnesota 19, Dec. 30, 2007
CHICAGO 37, Denver 34, Nov. 25, 2007
Green Bay 19, DENVER 13, Oct. 29, 2007
DENVER 23, Oakland 20, Sept. 16, 2007
San Francisco 26, DENVER 23, Dec. 31, 2006
DENVER 9, Kansas City 6, Sept. 17, 2006
Denver 24, DALLAS 21, Nov. 24, 2005
DENVER 23, Cleveland 20, Dec. 14, 2003
SAN DIEGO 30, Denver 27, Dec. 1, 2002
Indianapolis 23, DENVER 20, Nov. 24, 2002
Denver 37, KANSAS CITY 34, Oct. 20, 2002
KANSAS CITY, 26, Denver 23, Dec. 16, 2001
DENVER 36, Seattle 30, Dec. 19, 1999
DENVER 27, Oakland 21, Nov. 22, 1999
Denver 23, BUFFALO 20, Oct. 26, 1997
Denver 20, KANSAS CITY 17, Dec. 4, 1994
N.Y. JETS 25, Denver 22, Sept. 11, 1994
LOS ANGELES RAIDERS 33, Denver 30, Jan. 2, 1994
SEATTLE 16, Denver 13, Nov. 30, 1992
Chicago 16, DENVER 13, Nov. 18, 1990
DENVER 34, Seattle 31, Sept. 23, 1990
LOS ANGELES RAIDERS 16, Denver 13, Dec. 3, 1989
Denver 24, SEATTLE 21, Oct. 22, 1989
Denver 16, SAN FRANCISCO 13, Oct. 9, 1988
L.A. Raiders 30, DENVER 27, Sept. 26, 1988
Denver 17, GREEN BAY (Milw.) 17, Sept. 20, 1987 (T)
Denver 23, CLEVELAND 20, Jan. 11, 1987*
Los Angeles Raiders 17, DENVER 14, Dec. 8, 1985
LOS ANGELES RAIDERS 31, Denver 28, Nov. 24, 1985
DENVER 30, San Diego 24, Nov. 17, 1985
DENVER 13, Seattle 10, Oct. 20, 1985
Denver 22, LOS ANGELES RAIDERS 19, Oct. 28, 1984
DENVER 23, Cleveland 20, Nov. 8, 1981
Denver 20, ATLANTA 17, Sept. 16, 1979
Denver 20, SEATTLE 17, Oct. 29, 1978
Denver 23, KANSAS CITY 17, Sept. 24, 1978
MINNESOTA 12, Denver 9, Sept. 11,1978
DENVER 13, San Diego 10, Nov. 30, 1975
DENVER 35, Pittsburgh 35, Sept. 22, 1974 (T)

**1986 AFC Championship Game*

Broncos Record on Holidays / After Bye Weeks

Thanksgiving Games

Overall record: 4-7-0 / Home: 1-2 / Road: 3-5
(Home team in caps)

DENVER 26, N.Y. Giants 6, Nov. 26, 2009
KANSAS CITY 19, Denver 10, Nov. 23, 2006
Denver 24, DALLAS 21, Nov. 24, 2005 (OT)
Denver 26, DALLAS 24, Nov. 22, 2001
DETROIT 40, Denver 27, Nov. 22, 1990
DETROIT 17, Denver 14, Nov. 23, 1978
Denver 31, DETROIT 27, Nov. 28, 1974
KANSAS CITY 31, Denver 17, Nov. 27, 1969
SAN DIEGO 24, Denver 20, Nov. 23, 1967
Oakland 26, DENVER 10, Nov. 28, 1963
New York Titans 46, DENVER 45, Nov. 22, 1962

Christmas Games

Overall record: 2-0-0 / Home: 0-0 / Road: 2-0
(Home team in caps)

Denver 37, TENNESSEE 16, Sat., Dec. 25, 2004
Denver 17, DETROIT 7, Sat., Dec. 25, 1999

After the Bye Week

Overall record: 16-6-0 / Home: 12-3 / Road: 4-3
(Home team in caps)

DENVER 49, Kansas City 29, Nov. 14, 2010
BALTIMORE 30, Denver 7, Nov. 1, 2009
Miami 26, DENVER 17, Nov. 2, 2008
DENVER 31, Pittsburgh 28, Oct. 21, 2007
DENVER 13, Baltimore 3, Oct. 9, 2006
Denver 31, OAKLAND 17, Nov. 13, 2005
Denver 34, NEW ORLEANS 13, Nov. 21, 2004
DENVER 37, San Diego 8, Nov. 16, 2003
Oakland 34, DENVER 10, Nov. 11, 2002
DENVER 23, Oakland 17, Dec. 30, 2001
Denver 30, NEW YORK JETS 23, Nov. 5, 2000
Kansas City 16, DENVER 10, Dec. 5, 1999
DENVER 37, Jacksonville 24, Oct. 25, 1998
OAKLAND 28, Denver 25, Oct. 19, 1997
DENVER 45, Baltimore 34, Oct. 20, 1996
DENVER 38, Arizona 6, Nov. 5, 1995
Denver 16, SEATTLE 9, Oct. 9, 1994
DENVER 28, Seattle 17, Oct. 31, 1993
DENVER 35, Indianapolis 13, Oct. 3, 1993
DENVER 27, New York Jets 16, Nov. 8, 1992
DENVER 19, Kansas City 16, Oct. 20, 1991
MINNESOTA 27, Denver 22, Nov. 4, 1990

Note: The bye week was introduced by the NFL in 1990. In 1993, the league adjusted the schedule to include two bye weeks per team, but the schedule changed back to one bye per club in 1994.

Broncos Miscellaneous Won-Lost Statistics

Most Successful Seasons
(By Category)

Best Winning Percentage

1998 — .875 (14-2)
1977 — .857 (12-2)
2005 — .813 (13-3)
1996 — .813 (13-3)
1984 — .813 (13-3)
1997 — .750 (12-4)
1991 — .750 (12-4)
1987 — .700 (10-4-1)
2000 — .688 (11-5)
1989 — .688 (11-5)
1986 — .688 (11-5)
1985 — .688 (11-5)

Most Regular Season Wins

1998 — 14 wins (2 losses)
2005 — 13 wins (3 losses)
1996 — 13 wins (3 losses)
1984 — 13 wins (3 losses)
1997 — 12 wins (4 losses)
1991 — 12 wins (4 losses)
1977 — 12 wins (2 losses)
2000 — 11 wins (5 losses)
1989 — 11 wins (5 losses)
1986 — 11 wins (5 losses)
1985 — 11 wins (5 losses)

Milestone Games in Broncos History
(Regular Season Only)

1st Game
September 9, 1960, at Boston Patriots (W) 13-10

50th Game
November 3, 1963, vs. Buffalo Bills (L) 28-30

100th Game
September 10, 1967, at Oakland Raiders (L) 51-0

200th Game
October 6, 1974, at Kansas City Chiefs (W) 17-14

300th Game
December 21, 1980, at Seattle Seahawks (W) 25-17

400th Game
November 29, 1987, at San Diego Chargers (W) 31-17

500th Game
January 2, 1994, at Los Angeles Raiders (L) 33-30 OT

600th Game
September 24, 2000, vs. Kansas City Chiefs (L) 23-22

700th Game
November 5, 2006, at Pittsburgh Steelers (W) 31-20

800th Game
Denver's 800th regular-season game will occur in its 12th contest of the 2012 season.

Broncos All-Time Record by the Day

	Regular Season			Postseason			
	Home	Road	Total	Home	Road	Neutral	Total
Thu.	1-3-0 (.000)	4-6-0 (.400)	5-9-0 (.357)	—	—	—	—
Fri.	2-0-0 (1.000)	3-4-0 (.429)	5-4-0 (.556)	—	—	—	—
Sat.	6-4-0 (.600)	8-14-1 (.370)	14-18-1 (.439)	5-1 (.833)	0-2 (.000)	—	5-3 (.625)
Sun.	213-121-6 (.635)	134-178-2 (.430)	347-299-8 (.537)	7-2 (.778)	3-6 (.333)	2-4 (.333)	12-12 (.500)
Mon.	20-10-1 (.661)	7-24-0 (.226)	27-34-1 (.444)	—	—	—	—
TOTAL	**242-138-7 (.634)**	**156-226-3 (.409)**	**398-364-10 (.522)**	**12-3 (.800)**	**3-8 (.273)**	**2-4 (.333)**	**17-15 (.531)**

Broncos All-Time Record by the Month

	Regular Season			Postseason			
	Home	Road	Total	Home	Road	Neutral	Total
Aug.	1-0-0 (1.000)	0-0-0 (.000)	1-0-0 (1.000)	—	—	—	—
Sept.	65-25-2 (.717)	35-46-1 (.433)	100-71-3 (.583)	—	—	—	—
Oct.	68-38-1 (.640)	45-54-1 (.455)	113-92-2 (.551)	—	—	—	—
Nov.	57-47-3 (.547)	51-48-1 (.515)	108-95-4 (.531)	—	—	—	—
Dec.	50-25-1 (.664)	25-75-0 (.250)	75-100-1 (.429)	2-1 (.667)	0-4 (.000)	—	2-5 (.286)
Jan.	1-3-0 (.250)	0-3-0 (.000)	1-6-0 (.143)	10-2 (.833)	3-4 (.429)	2-4 (.333)	15-10 (.600)
TOTAL	**242-138-7 (.634)**	**156-226-3 (.409)**	**398-364-10 (.522)**	**12-3 (.800)**	**3-8 (.273)**	**2-4 (.333)**	**17-15 (.531)**

Broncos All-Time Record by the Decade

	Regular Season			Postseason			
	Home	Road	Total	Home	Road	Neutral	Total
1960s	24-43-3 (.364)	15-54-1 (.221)	39-97-4 (.293)	—	—	—	—
1970s	43-25-4 (.625)	32-39-1 (.451)	75-64-5 (.538)	2-0 (1.000)	0-2 (.000)	0-1 (.000)	2-3 (.400)
1980s	58-19-0 (.753)	35-39-1 (.473)	93-58-1 (.615)	5-1 (.833)	1-1 (.500)	0-3 (.000)	6-5 (.545)
1990s	60-20-0 (.750)	34-46-0 (.425)	94-66-0 (.588)	4-1 (.800)	2-2 (.500)	2-0 (1.000)	8-3 (.727)
2000s	54-26-0 (.675)	39-41-0 (.488)	93-67-0 (.581)	1-1 (.500)	0-3 (.000)	0-0 (.000)	1-4 (.200)
2010s	3-5-0 (.375)	1-7-0 (.125)	4-12-0 (.250)	—	—	—	—
TOTAL	**242-138-7 (.634)**	**156-226-3 (.409)**	**398-364-10 (.522)**	**12-3 (.800)**	**3-8 (.273)**	**2-4 (.333)**	**17-15 (.531)**

Broncos All-Time Season Openers

Overall record: 32-18-1 / Home: 23-6-1 / Road: 9-12

Year (Date)	W/L	Result
1960 (9/9)	W	Denver 13, @Boston 10
1961 (9/10)	W	Denver 22, @Buffalo 10
1962 (9/7)	W	@Denver 30, San Diego 21
1963 (9/7)	L	Kansas City 59, @Denver 7
1964 (9/12)	L	@N.Y. Jets 30, Denver 6
1965 (9/11)	L	@San Diego 34, Denver 31
1966 (9/3)	L	@Houston 45, Denver 7
1967 (9/3)	W	@Denver 26, Boston 21
1968 (9/15)	L	@Cincinnati 24, Denver 10
1969 (9/14)	W	@Denver 35, Boston 7
1970 (9/20)	W	Denver 25, @Buffalo 10
1971 (9/19)	T	@Denver 10, Miami 10
1972 (9/17)	W	@Denver 30, Houston 17
1973 (9/16)	W	@Denver 28, Cincinnati 10
1974 (9/15)	L	L.A. Rams 17, @Denver 10
1975 (9/21)	W	@Denver 37, Kansas City 33
1976 (9/12)	L	@Cincinnati 17, Denver 7
1977 (9/18)	W	@Denver 7, St. Louis 0
1978 (9/3)	W	@Denver 14, Oakland 6
1979 (9/2)	W	@Denver 10, Cincinnati 0
1980 (9/7)	L	@Philadelphia 27, Denver 6
1981 (9/6)	W	@Denver 9, Oakland 7
1982 (9/12)	L	San Diego 23, @Denver 3
1983 (9/4)	W	Denver 14, @Pittsburgh 10
1984 (9/2)	W	@Denver 20, Cincinnati 17
1985 (9/8)	L	@L.A. Rams 20, Denver 16
1986 (9/7)	W	@Denver 38, L.A. Raiders 36
1987 (9/13)	W	@Denver 40, Seattle 17
1988 (9/4)	L	Seattle 21, @Denver 14
1989 (9/10)	W	@Denver 34, Kansas City 20
1990 (9/9)	L	@L.A. Raiders, 14, Denver 9
1991 (9/1)	W	@Denver 45, Cincinnati 14
1992 (9/6)	W	@Denver 17, L.A. Raiders 13
1993 (9/5)	W	Denver 26, @N.Y. Jets 20
1994 (9/4)	L	San Diego 37, @Denver 34
1995 (9/3)	W	@Denver 22, Buffalo 7
1996 (9/1)	W	@Denver 31, N.Y. Jets 6
1997 (8/31)	W	@Denver 19, Kansas City 3
1998 (9/7)	W	@Denver 27, New England 21
1999 (9/13)	L	Miami 38, @Denver 21
2000 (9/4)	L	@St. Louis 41, Denver 36
2001 (9/10)	W	@Denver 31, NYG 20
2002 (9/8)	W	@Denver 23, St. Louis 16
2003 (9/7)	W	Denver 30, @Cincinnati 10
2004 (9/12)	W	@Denver 34, Kansas City 24
2005 (9/11)	L	@Miami 34, Denver 10
2006 (9/10)	L	@St. Louis 18, Denver 10
2007 (9/9)	W	Denver 15, @Buffalo 14
2008 (9/8)	W	Denver 41, @Oakland 14
2009 (9/13)	W	Denver 12, @Cincinnati 7
2010 (9/12)	L	@Jacksonville 24, Denver 17

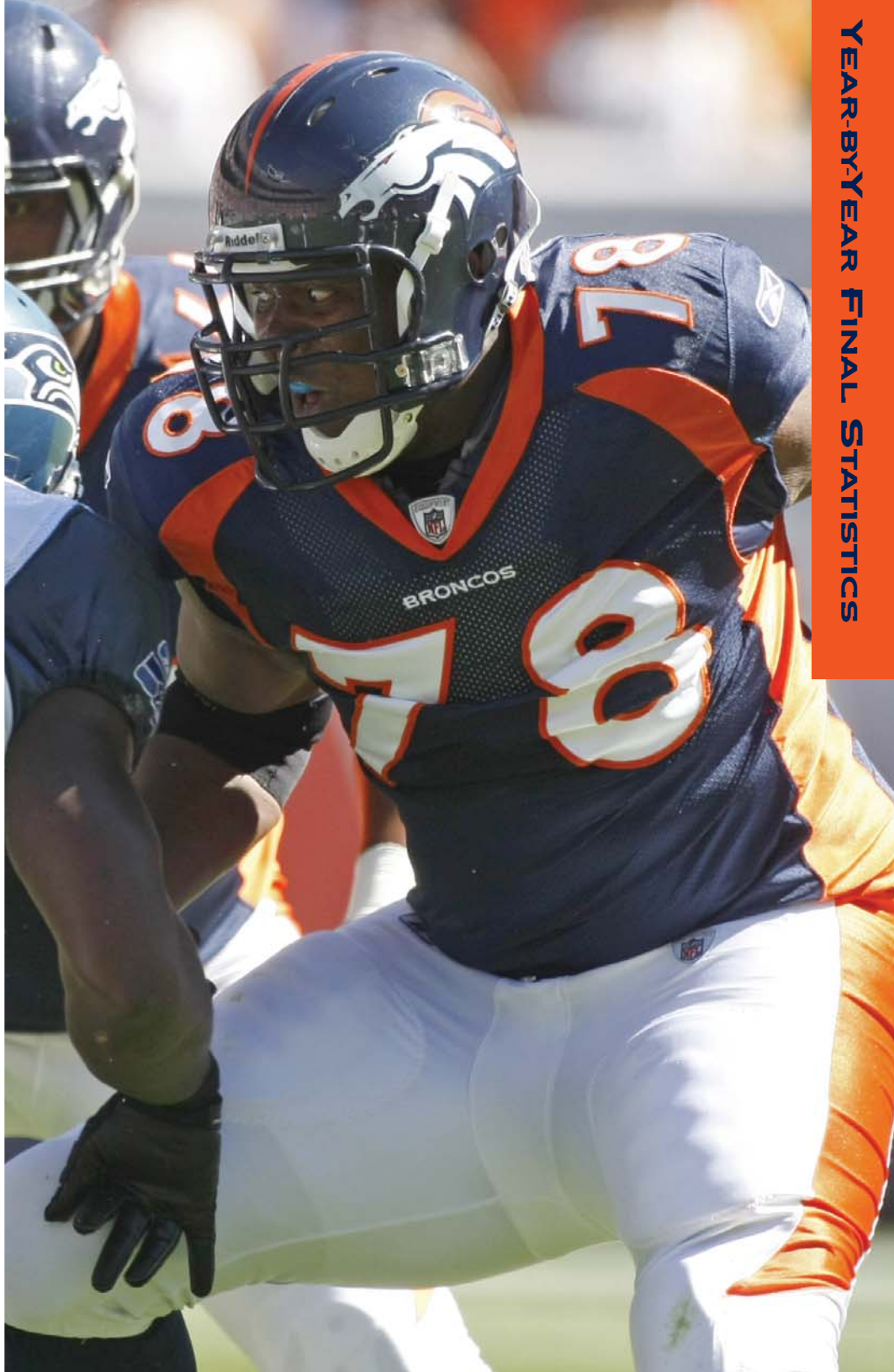

2010 FINAL STATISTICS (4-12)

Head Coach: Josh McDaniels (12) / Eric Studesville (4) **AFC West**: 4th **Home Stadium**: INVESCO Field at Mile High

Date	W-L	Score	Opponent	Attendance
Sept 12	L	17-24	at Jacksonville	63,636
Sept 19	W	31-14	Seattle	75,130
Sept 26	L	13-27	Indianapolis	76,401
Oct 3	W	26-20	at Tennessee	69,143
Oct 10	L	17-31	at Baltimore	71,246
Oct 17	L	20-24	N.Y. Jets	75,982
Oct 24	L	14-59	Oakland	75,835
Oct 31	L	16-24	at San Francisco (London)	83,941
Nov 14	W	49-29	Kansas City	75,334
Nov 22	L	14-35	at San Diego	68,482
Nov 28	L	33-36	St. Louis	72,736
Dec 5	L	6-10	at Kansas City	67,267
Dec 12	L	13-43	at Arizona	62,223
Dec 19	L	23-39	at Oakland	44,246
Dec 26	W	24-23	Houston	73,691
Jan 2	L	28-33	San Diego	74,155

TEAM STATISTICS	Den	Opp
TOTAL FIRST DOWNS	309	334
Rushing	81	126
Passing	204	184
Penalty	24	24
3RD DOWN: MADE/ATT	67/207	80/209
3rd Down Pct.	32.4	38.3
4TH DOWN: MADE/ATT	6/19	10/16
4th Down Pct.	31.6	62.5
POSSESSION AVG.	28:09	31:51
TOTAL NET YARDS	5582	6253
Avg. Per Game	348.9	390.8
Total Plays	1018	1056
Avg. Per Play	5.5	5.9
NET YARDS RUSHING	1544	2473
Avg. Per Game	96.5	154.6
Total Rushes	398	531
NET YARDS PASSING	4038	3780
Avg. Per Game	252.4	236.3
Sacked/Yards Lost	40/269	23/156
Gross Yards	4307	3936
Att./Completions	580/334	502/297
Completion Pct.	57.6	59.2
Had Intercepted	12	10
PUNTS/AVERAGE	86/44.6	73/43.4
NET PUNTING AVG.	36.6	37.1
PENALTIES/YARDS	98/944	98/921
FUMBLES/BALL LOST	29/15	22/8
TOUCHDOWNS	40	55
Rushing	13	26
Passing	25	26
Returns	2	3

SCORE BY PERIODS	1	2	3	4	OT	PTS
BRONCOS	69	77	78	120	0	344
OPPONENTS	85	143	104	139	0	471

SCORING	TD	Ru	Pa	Ret	PAT	FG	S	PTS
Prater	0	0	0	0	28/29	16/18	0	76
Lloyd	11	0	11	0	0/0	0/0	0	66
Moreno	8	5	3	0	0/0	0/0	0	48
Tebow	6	6	0	0	0/0	0/0	0	36
Hauschka	0	0	0	0	10/10	6/7	0	28
Buckhalter	4	2	2	0	0/0	0/0	0	24
Royal	3	0	3	0	0/0	0/0	0	18
Gaffney	2	0	2	0	0/0	0/0	0	12
Thomas	2	0	2	0	0/0	0/0	0	12
Hunter	1	0	0	1	0/0	0/0	0	6
Larsen	1	0	1	0	0/0	0/0	0	6
Vaughn	1	0	0	1	0/0	0/0	0	6
Decker	1	0	1	0	0/0	0/0	0	6
BRONCOS	**40**	**13**	**25**	**2**	**38/39**	**22/25**	**0**	**344**
OPPONENTS	**55**	**26**	**26**	**3**	**52/53**	**29/36**	**0**	**471**

2-PT. CONVERSIONS: BRONCOS 0-1, OPPONENTS 0-2

SACKS: D. Williams 5.5, Haggan 5.0, Hunter 3.0, Dawkins 2.0, Vickerson 2.0, Ayers 1.5, Woodyard 1.0, Bailey 1.0, **BRONCOS 23.0, OPPONENTS 40.0**

FUM/Lost: Orton 4/4, Royal 4/2, Moreno 3/2, Thomas 3/2, Buckhalter 1/1, Thompson 3/1, Walton 1/1, Decker 3/1, Cox 1/1

RUSHING	No.	Yds.	Avg.	Long	TD
Moreno	182	779	4.3	35	5
Tebow	43	227	5.3	40t	6
Ball	41	158	3.9	19	0
Buckhalter	59	147	2.5	13	2
Orton	22	98	4.5	14	0
Maroney	36	74	2.1	13	0
Royal	6	61	10.2	20	0
Larsen	3	18	6.0	14	0
D.Thomas	2	1	0.5	1	0
Colquitt	1	0	—	0	0
Brown	2	-1	-0.5	0	0
Lloyd	1	-18	-18.0	-18	0
BRONCOS	**398**	**1544**	**3.9**	**40t**	**13**
OPPONENTS	**531**	**2473**	**4.7**	**71t**	**26**

RECEIVING	No.	Yds.	Avg.	Long	TD
Lloyd	77	1448	18.8	71	11
Gaffney	65	875	13.5	50	2
Royal	59	627	10.6	41	3
Moreno	37	372	10.1	45	3
Buckhalter	28	240	8.6	23t	2
D.Thomas	22	283	12.9	31	2
Graham	18	148	8.2	28	0
Gronkowski	8	65	8.1	13	0
Decker	6	106	17.7	38	1
Larsen	5	51	10.2	29	1
Maroney	4	50	12.5	28	0
Ball	3	16	5.3	13	0
Willis	1	17	17.0	17	0
R.Quinn	1	9	9.0	9	0
BRONCOS	**334**	**4307**	**12.9**	**71**	**25**
OPPONENTS	**297**	**3936**	**13.3**	**73t**	**26**

INTERCEPTIONS	No.	Yds.	Avg.	Long	TD
Hill	2	67	33.5	36	0
Thompson	2	20	10.0	18	0
Bailey	2	0	—	0	0
Cox	1	15	15.0	15	0
Hunter	1	14	14.0	14	0
Vickerson	1	4	4.0	4	0
Dawkins	1	-2	-2.0	-2	0
BRONCOS	**10**	**118**	**11.8**	**36**	**0**
OPPONENTS	**12**	**255**	**21.3**	**44**	**1**

PUNTING	No.	Yds.	Avg.	Net	TB	In20	Long	B
Colquitt	86	3835	44.6	36.6	7	19	63	0
BRONCOS	**86**	**3835**	**44.6**	**36.6**	**7**	**19**	**63**	**0**
OPPONENTS	**73**	**3169**	**43.4**	**37.1**	**7**	**27**	**61**	**0**

PUNT RETURNS	No.	FC	Yds.	Avg.	Long	TD
Royal	25	12	298	11.9	33	0
Thompson	3	2	18	6.0	10	0
Cox	3	1	7	2.3	4	0
BRONCOS	**31**	**15**	**323**	**10.4**	**33**	**0**
OPPONENTS	**50**	**17**	**550**	**11**	**63**	**0**

KICKOFF RETURNS	No.	Yds.	Avg.	Long	TD
Decker	22	556	25.3	51	0
D.Thomas	16	398	24.9	65	0
Cox	9	172	19.1	30	0
Royal	5	107	21.4	33	0
Larsen	3	44	14.7	19	0
Vaughn	2	125	62.5	97t	1
Ball	2	33	16.5	18	0
BRONCOS	**59**	**1435**	**24.3**	**97t**	**1**
OPPONENTS	**51**	**1259**	**24.7**	**98t**	**1**

FIELD GOALS	1-19	20-29	30-39	40-49	50+
Prater	0/ 0	3/ 3	7/ 7	4/ 5	2/ 3
Hauschka	0/ 0	1/ 1	3/ 3	2/ 3	0/ 0
BRONCOS	**0/ 0**	**4/ 4**	**10/ 10**	**6/ 8**	**2/ 3**
OPPONENTS	**0/ 0**	**3/ 3**	**10/ 11**	**11/ 13**	**5/ 9**

PRATER: (54G)(20G)(25G,34G)(36G,36G,35G,36G)(38G)(59G,49N,48G)()(32G)(58N)()(49G,40G)(25G,41G) **HAUSCHKA:** (32G,40N,30G)(46G, 35G,45G)(27G)()

OPPONENTS: (45G)()(38G,33G)(35N,55G,46G)(37G)(56G)(31G)(34G,52N)(52N,40G)(52N)(28G,37G,45N,26G)(47G)(36G,48G,55G,49N,49G)(49G,35G,47G)(34G,54G,57G)(42G,45G,47G,37G,53N)

PASSING	Att.	Comp.	Yds.	Comp.%	Yds/Att.	TD	TD%	Int	Int%	Long	Sack/Lost	Rating
Orton	498	293	3653	58.8%	7.3	20	4.0%	9	1.8%	71	34/243	87.5
Tebow	82	41	654	50.0%	8.0	5	6.1%	3	3.7%	50	6/26	82.1
BRONCOS	**580**	**334**	**4307**	**57.6%**	**7.4**	**25**	**4.3%**	**12**	**2.1%**	**71**	**40/269**	**86.8**
OPPONENTS	**502**	**297**	**3936**	**59.2%**	**7.8**	**26**	**5.2%**	**10**	**2.0%**	**73t**	**23/156**	**93.0**

2010 DEFENSIVE STATS

(based on unofficial press box statistics)

		TT	UT	A	S-YDS	I-YDS	PD	FF	FR
1	D.Williams	119	94	25	5.5-28.5	0-0	9	1	1
2	Haggan	87	75	12	5-45	0-0	1	2	1
3	Dawkins	66	55	11	2-12	1--2	5	2	0
4	Hill	63	54	9	0-0	2-67	4	1	1
5	Hunter	58	47	11	3-30	1-14	2	1	2
6	Cox	55	54	1	0-0	1-15	14	2	0
7	Jones	51	43	8	0-0	0-0	3	0	0
8	J.Williams	47	31	16	0-0	0-0	1	0	0
9	Bailey	45	41	4	1-9	2-0	13	0	0
10	Vickerson	42	33	9	2-4	1-4	3	1	0
11	Ayers	39	32	7	1.5-6.5	0-0	1	1	0
12	M.Thomas	36	30	6	1-3	0-0	1	0	0
13	Bannan	35	25	10	1-8	0-0	4	1	0
14	Mays	31	26	5	0-0	0-0	1	0	0
15	Woodyard	23	20	3	1-10	0-0	0	0	0
16	Fields	22	14	8	0-0	0-0	0	0	0
17	McBean	18	12	6	0-0	0-0	0	0	1
18	Goodman	17	17	0	0-0	0-0	8	0	0
19	McBath	15	15	0	0-0	0-0	1	0	0
20	Bruton	14	12	2	0-0	0-0	1	0	0
21	Thompson	10	7	3	0-0	2-20	4	0	0
22	Moss	3	2	1	0-0	0-0	0	0	0
	Vaughn	3	3	0	0-0	0-0	0	0	0
24	McCarthy	2	1	1	0-0	0-0	0	0	0
25	Alexander	1	1	0	0-0	0-0	1	0	0
	Royal	1	1	0	0-0	0-0	0	0	0
	TOTALS	**904**	**746**	**158**	**23-156**	**10-118**	**77**	**12**	**6**

2010 GAMES STARTED

OFFENSE			DEFENSE		
QB	Orton, Kyle	13	DL	Bannan, Justin	16
QB	Tebow, Tim	3	DE	McBean, Ryan	4
RB	Maroney, Laurence	3	DE	Vickerson, Kevin	12
RB	Moreno, Knowshon	13	DL	Thomas, Marcus	2
FB	Larsen, Spencer	5	NT	Williams, Jamal	16
WR	Gaffney, Jabar	11	ILB	Mays, Joe	4
WR	Lloyd, Brandon	11	ILB	Williams, D.J.	15
WR	Royal, Eddie	10	ILB	Woodyard, Wesley	3
WR	Thomas, Demaryius	2	LB	Haggan, Mario	16
TE	Graham, Daniel	16	OLB	Ayers, Robert	10
TE/FB	Gronkowski, Dan	4	OLB	Hunter, Jason	12
TE	Quinn, Richard	4	CB	Bailey, Champ	15
C	Walton, J.D.	16	CB	Cox, Perrish	9
T	Clady, Ryan	16	CB	Goodman, André	8
T	Harris, Ryan	10	DB	Jones, Nate	3
G/T	Beadles, Zane	14	S	Bruton, David	2
G	Daniels, Stanley	4	S	Dawkins, Brian	11
G/TE	Hochstein, Russ	6	S	Hill, Renaldo	16
G	Kuper, Chris	15	S	McBath, Darcel	1

2010 COACHES

Josh McDaniels (Head Coach - First 12 Gms.), **Don Martindale** (Defensive Coordinator), **Mike McCoy** (Offensive Coordinator), **Mike Priefer** (Special Teams Coordinator), **Craig Aukerman** (Defensive Assistant), **Clancy Barone** (Offensive Line), **Keith Burns** (Assistant Special Teams), **Brian Callahan** (Coaching Assistant), **Ed Donatell** (Secondary), **Adam Gase** (Wide Receivers), **Bob Ligashesky** (Tight Ends), **Justin Lovett** (Strength & Conditioning Assistant), **Ben McDaniels** (Quarterbacks), **Wayne Nunnely** (Defensive Line), **Roman Phifer** (Assistant Linebackers), **Jay Rodgers** (Coaching Assistant), **Greg Saporta** (Strength & Conditioning Assistant), **Eric Studesville** (Running Backs / Head Coach - Final 4 Gms.) **Mark Thewes** (V.P. of Team Admin./Asst. to Head Coach), **Rich Tuten** (Strength & Conditioning), **Bob Wylie** (Assistant Offensive Line).

2010 LEADERS / RANKINGS

INDIVIDUAL	PLAYER	NO.	AFC RANK	NFL RANK	NFL LEADER	NO.
Points	Prater	76	13	28	Akers (PHI)	143
Rushing Yards	Moreno	779	14	24	Foster (HOU)	1,616
Passing Yards	Orton	3,653	6	10	Rivers (SD)	4,710
Passer Rating	Orton	87.5	9	15	Brady (NE)	111.0
Receiving Yards	Lloyd	1,448	1	1	Lloyd (DEN)	1,448
Receptions	Lloyd	77	7	15t	White (ATL)	115
Interceptions	Bailey/Hill/Thompson	2	24t	58t	Reed (BAL)	8
Sacks	D.Williams	5.5	22t	49t	Ware (DAL)	15.5

OFFENSE	NO.	AFC RANK	NFL RANK	NFL LEADER	NO.
Points Per Game	21.5	12	19	New England	32.4
Total Yards Per Game	348.9	8	13	San Diego	395.6
Yards Per Play	5.5	6	12	San Diego	6.1
Rushing Yards Per Game	96.5	14	26	Kansas City	164.2
Net Passing Yards Per Game	252.4	4	7	Indianapolis	288.1

DEFENSE	NO.	AFC RANK	NFL RANK	NFL LEADER	NO.
Points Per Game	29.4	16	32	Pittsburgh	14.5
Total Yards Per Game	390.8	16	32	San Diego	271.6
Yards Per Play	5.9	14	29	Pittsburgh	4.6
Rushing Yards Per Game	154.6	15	31	Pittsburgh	62.8
Net Passing Yards Per Game	236.3	12	25	San Diego	177.8

2010 KEY AWARDS

Pro Bowl (2): CB Champ Bailey, WR Brandon Lloyd. **AP All-Pro (1):** WR Brandon Lloyd (second team).

2010 NFL STANDINGS

AFC EAST

Team	W	L	T	Pct	PF	PA
*yz-New England	14	2	0	.875	518	313
x-New York Jets	11	5	0	.688	367	304
Miami	7	9	0	.438	273	333
Buffalo	4	12	0	.250	283	425

AFC NORTH

Team	W	L	T	Pct	PF	PA
yz-Pittsburgh	12	4	0	.750	375	232
x-Baltimore	12	4	0	.750	357	270
Cleveland	5	11	0	.313	271	332
Cincinnati	4	12	0	.250	322	395

AFC SOUTH

Team	W	L	T	Pct	PF	PA
y-Indianapolis	10	6	0	.625	435	388
Jacksonville	8	8	0	.500	353	419
Houston	6	10	0	.375	390	427
Tennessee	6	10	0	.375	356	339

AFC WEST

Team	W	L	T	Pct	PF	PA
y-Kansas City	10	6	0	.625	366	326
San Diego	9	7	0	.563	441	322
Oakland	8	8	0	.500	410	371
Denver	**4**	**12**	**0**	**.250**	**344**	**471**

NFC EAST

Team	W	L	T	Pct	PF	PA
y-Philadelphia	10	6	0	.625	439	377
New York Giants	10	6	0	.625	394	347
Dallas	6	10	0	.375	394	436
Washington	6	10	0	.375	302	377

NFC NORTH

Team	W	L	T	Pct	PF	PA
yz-Chicago	11	5	0	.688	334	286
x-Green Bay	10	6	0	.625	388	240
Detroit	6	10	0	.375	362	369
Minnesota	6	10	0	.375	281	348

NFC SOUTH

Team	W	L	T	Pct	PF	PA
*yz-Atlanta	13	3	0	.813	414	288
x-New Orleans	11	5	0	.688	384	307
Tampa Bay	10	6	0	.625	341	317
Carolina	2	14	0	.125	196	408

NFC WEST

Team	W	L	T	Pct	PF	PA
y-Seattle	7	9	0	.438	310	407
St. Louis	7	9	0	.438	289	328
San Francisco	6	10	0	.375	305	346
Arizona	5	11	0	.313	289	434

*x – Playoffs; y – Division Title; z – First-round Bye; * – Home-field Advantage*

WILD CARD PLAYOFF GAMES

1/8 – Seattle 41, at New Orleans 36
1/8 – New York Jets 17, at Indianapolis 16
1/9 – at Baltimore 30, Kansas City 7
1/9 – Green Bay 21, at Philadelphia 16

DIVISIONAL PLAYOFF GAMES

1/15 – at Pittsburgh 31, Baltimore 24
1/15 – Green Bay 48, at Atlanta 21
1/16 – at Chicago 35, Seattle 24
1/16 – New York Jets 28, at New England 21

CONFERENCE CHAMPIONSHIPS

1/23 – Green Bay 21, at Chicago 14
1/23 – at Pittsburgh 24, New York Jets 19

SUPER BOWL XLV (NORTH TEXAS)

2/6 – Green Bay 31, Pittsburgh 25

2009 FINAL STATISTICS (8-8)

Head Coach: Josh McDaniels **AFC West**: 2nd **Home Stadium**: INVESCO Field at Mile High

Date	W-L	Score	Opponent	Attendance
Sept 13	W	12-7	at Cincinnati	62,831
Sept 20	W	27-6	Cleveland	73,931
Sept 27	W	23-3	at Oakland	45,602
Oct 4	W	17-10	Dallas	76,440
Oct 11	W	20-17	New England (OT)	76,011
Oct 19	W	34-23	at San Diego	68,615
Nov 1	L	7-30	at Baltimore	71,132
Nov 9	L	10-28	Pittsburgh	76,716
Nov 15	L	17-27	at Washington	85,247
Nov 22	L	3-32	San Diego	74,707
Nov 26	W	26-6	New York Giants	74,896
Dec 6	W	44-13	at Kansas City	68,912
Dec 13	L	16-28	at Indianapolis	67,248
Dec 20	L	19-20	Oakland	74,502
Dec 27	L	27-30	at Philadelphia	69,144
Jan 3	L	24-44	Kansas City	73,725

TEAM STATISTICS	Den	Opp
TOTAL FIRST DOWNS	306	290
Rushing	95	99
Passing	186	167
Penalty	25	24
3RD DOWN: MADE/ATT	78/215	81/218
3rd Down Pct.	36.3	37.2
4TH DOWN: MADE/ATT	7/18	8/16
4th Down Pct.	38.9	50.0
POSSESSION AVG.	30:03	29:57
TOTAL NET YARDS	5463	5040
Avg. Per Game	341.4	315.0
Total Plays	1032	1007
Avg. Per Play	5.3	5.0
NET YARDS RUSHING	1836	2059
Avg. Per Game	114.8	128.7
Total Rushes	440	458
NET YARDS PASSING	3627	2981
Avg. Per Game	226.7	186.3
Sacked/Yards Lost	34/198	39/241
Gross Yards	3825	3222
Att./Completions	558/341	510/298
Completion Pct.	61.1	58.4
Had Intercepted	13	17
PUNTS/AVERAGE	78/43.4	76/46.3
NET PUNTING AVG.	78/36.7	76/40.0
PENALTIES/YARDS	93/800	78/726
FUMBLES/BALL LOST	15/10	30/13
TOUCHDOWNS	34	34
Rushing	9	11
Passing	21	18
Returns	4	5

SCORE BY PERIODS	1	2	3	4	OT	PTS
BRONCOS	57	80	101	85	3	326
OPPONENTS	84	82	57	101	0	324

SCORING	TD	Ru	Pa	Ret	PAT	FG	S	PTS
Prater	0	0	0	0	32/32	30/35	0	122
Marshall	10	0	10	0			0	60
Moreno	9	7	2	0			0	54
Stokley	4	0	4	0			0	24
Gaffney	2	0	2	0			0	12
Royal	2	0	0	2			0	12
Scheffler	2	0	2	0			0	12
Ayers	1	0	0	1			0	6
Buckhalter	1	1	0	0			0	6
Goodman	1	0	0	1			0	6
Graham	1	0	1	0			0	6
Hillis	1	1	0	0			0	6
BRONCOS	**34**	**9**	**21**	**4**	**32/32**	**30/35**	**0**	**326**
OPPONENTS	**34**	**11**	**18**	**5**	**33/34**	**29/31**	**0**	**324**

2-PT. CONVERSIONS: BRONCOS 0-2, OPPONENTS 0-0

SACKS: Dumervil 17, Holliday 5, Reid 4, Davis 3.5, D. Williams 3.5, Hill 2, Goodman 1, Haggan 1, Peterson 1, L. Smith 1, **BRONCOS 39.0, OPPONENTS 34.0**

FUM/Lost: Moreno 4/4, Orton 4/2, Buckhalter 3/2, Hillis 1/1, Polumbus 1/0, Royal 1/0, Simms 1/1

PASSING	Att.	Comp.	Yds.	Comp.%	Yds/Att.	TD	TD%	Int	Int%	Long	Sack/Lost	Rating
Orton	541	336	3802	62.1	7.03	21	3.9	12	2.2	87t	29/159	86.8
Simms	17	5	23	29.4	1.35	0	0.0	1	5.9	7	5/39	15.1
BRONCOS	**558**	**341**	**3825**	**61.1**	**6.85**	**21**	**3.8**	**13**	**2.3**	**87t**	**34/198**	**84.4**
OPPONENTS	**510**	**298**	**3222**	**58.4**	**6.32**	**18**	**3.5**	**17**	**3.3**	**53**	**39/241**	**75.0**

RUSHING	No.	Yds.	Avg.	Long	TD
Moreno	247	947	3.8	36	7
Buckhalter	120	642	5.4	45t	1
Jordan	25	86	3.4	13	0
Orton	24	71	3.0	13	0
Hillis	13	54	4.2	13	1
Marshall	7	39	5.6	14	0
Royal	1	1	1.0	1	0
Simms	3	-4	-1.3	-1	0
BRONCOS	**440**	**1836**	**4.2**	**45t**	**9**
OPPONENTS	**458**	**2059**	**4.5**	**56t**	**11**

RECEIVING	No.	Yds.	Avg.	Long	TD
Marshall	101	1120	11.1	75t	10
Gaffney	54	732	13.6	49	2
Royal	37	345	9.3	20	0
Scheffler	31	416	13.4	52	2
Buckhalter	31	240	7.7	30	0
Graham	28	289	10.3	24	1
Moreno	28	213	7.6	27	2
Stokley	19	327	17.2	87t	4
Lloyd	8	117	14.6	44	0
Hillis	4	19	4.8	6	0
Kuper	0	*7	—	7	0
BRONCOS	**341**	**3825**	**11.2**	**87t**	**21**
OPPONENTS	**298**	**3222**	**10.8**	**53**	**18**

**receiving yardage gained by lateral*

INTERCEPTIONS	No.	Yds.	Avg.	Long	TD
Goodman	5	65	13.0	30	0
Bailey	3	18	6.0	11	0
McBath	2	28	14.0	25	0
Hill	2	18	9.0	18	0
Dawkins	2	0	0.0	0	0
Law	1	37	37.0	37	0
Scheffler	1	5	5.0	5	0
Woodyard	1	0	0.0	0	0
BRONCOS	**17**	**171**	**10.1**	**37**	**0**
OPPONENTS	**13**	**237**	**18.2**	**60t**	**3**

PUNTING	No.	Yds.	Avg.	Net	TB	In20	Long	B
Berger	51	2142	42.0	37.9	2	13	65	0
Kern TM	27	1245	46.1	34.5	6	9	64	0
BRONCOS	**78**	**3387**	**43.4**	**36.7**	**8**	**22**	**65**	**0**
OPPONENTS	**76**	**3520**	**46.3**	**40.0**	**3**	**27**	**65**	**0**

PUNT RETURNS	No.	FC	Yds.	Avg.	Long	TD
Royal	30	13	335	11.2	71t	1
A. Smith	10	3	47	4.7	21	0
McKinley	3	0	32	10.7	14	0
Hill	1	0	0	0.0	0	0
Barrett	0	0	5	—	5	0
BRONCOS	**44**	**16**	**419**	**9.5**	**71t**	**1**
OPPONENTS	**36**	**16**	**363**	**10.1**	**77t**	**1**

KICKOFF RETURNS	No.	Yds.	Avg.	Long	TD
Royal	26	621	23.9	93t	1
Buckhalter	8	184	23.0	41	0
McKinley	7	158	22.6	30	0
Hillis	6	134	22.3	24	0
A. Smith	4	75	18.8	23	0
Hochstein	1	6	6.0	6	0
Jordan	1	6	6.0	6	0
Larsen	1	13	13.0	13	0
Polumbus	1	0	0.0	0	0
Quinn	1	19	19.0	19	0
Thomas	1	1	1.0	1	0
BRONCOS	**57**	**1217**	**21.4**	**93t**	**1**
OPPONENTS	**49**	**1115**	**22.8**	**95t**	**1**

FIELD GOALS	1-19	20-29	30-39	40-49	50+
Prater	0/0	14/14	6/8	8/10	2/3
BRONCOS	**0/0**	**14/14**	**6/8**	**8/10**	**2/3**
OPPONENTS	**1/1**	**8/8**	**7/7**	**9/10**	**4/5**

PRATER: (48G,50G)(23G,39N,38G,37N)(48G,21G,24G) (28G) (48N,24G,41G)(34G,54N,29G)()(40G)(24G)(23G) (26G,32G,47G,24G) (44G,38G,37G)(42N,28G)(23G,43G, 51G,21G)(33G,46G)(25G)

OPPONENTS: ()(22G,47G)(48G)(49G)(53G,40N)(20G,44G,50G, 55N) (43G,35G,31G)()(30G,35G)(28G,47G,28G,19G) (39G,52G) (22G,47G) () (54G,28G)(39G,45G,28G)(20G, 36G,47G)

2009 DEFENSIVE STATS

(based on unofficial press box statistics)

		TT	UT	A	S-YDS	I-YDS	PD	FF	FR
1	D. Williams	122	100	22	3.5-25	0-0	7	3	2
2	Dawkins	116	95	21	0-0	2-0	10	1	3
3	Davis	90	67	23	3.5-27	0-0	3	0	0
4	Bailey	72	62	10	0-0	3-18	15	1	0
5	Hill	59	44	15	2-8	2-18	6	1	0
6	Haggan	55	45	10	1-10	0-0	1	3	0
7	Dumervil	49	42	7	17-88.5	0-0	4	3	1
8	Goodman	43	39	4	1-7	5-65	17	0	1
9	Peterson	40	26	14	1-13	0-0	0	1	0
10	Fields	37	22	15	0-0	0-0	0	0	0
11	Woodyard	35	25	10	0-0	1-0	2	1	0
12	Holliday	33	24	9	5-32	0-0	0	2	1
13	McBean	25	18	7	0-0	0-0	0	0	0
14	Ayers	18	13	5	0-0	0-0	2	0	1
15	McBath	15	13	2	0-0	2-28	3	0	0
	Thomas	15	9	6	0-0	0-0	0	0	0
17	Reid	14	9	5	4-28.5	0-0	2	1	2
18	J. Williams	12	12	0	0-0	0-0	3	0	0
19	A. Smith	11	7	4	0-0	0-0	3	0	0
20	Law	10	9	1	0-0	1-37	1	0	0
	L. Smith	10	9	1	1-2	0-0	1	0	0
22	Bruton	5	4	1	0-0	0-0	1	0	0
23	Team	3	3	0	0-0	0-0	0	0	0
24	Barrett	2	2	0	0-0	0-0	0	0	0
25	Carter	1	1	0	0-0	0-0	1	0	1
	Jordan	1	1	0	0-0	0-0	0	0	0
27	Moss	0	0	0	0-0	0-0	1	0	0
	Scheffler	0	0	0	0-0	1-5	1	0	0
	TOTALS	**893**	**701**	**192**	**39-241**	**17-171**	**84**	**17**	**12**

2009 GAMES STARTED

OFFENSE

QB	Orton, Kyle	15
QB	Simms, Chris	1
RB	Buckhalter, Correll	7
RB	Moreno, Knowshon	9
FB	Hillis, Peyton	2
FB	Larsen, Spencer	1
WR	Gaffney, Jabar	7
WR	Lloyd, Brandon	1
WR	Marshall, Brandon	13
WR	Royal, Eddie	12
WR	Stokley, Brandon	2
WR	Willis, Matthew	1
TE	Gorin, Brandon	1
TE	Graham, Daniel	14
TE	Scheffler, Tony	9
C	Wiegmann, Casey	16
T	Clady, Ryan	16
T	Harris, Ryan	8
T	Polumbus, Tyler	8
G	Hamilton, Ben	8
G/TE	Hochstein, Russ	10
G	Kuper, Chris	15

DEFENSE

DE	Ayers, Robert	1
DE	Holliday, Vonnie	3
DE	Peterson, Kenny	14
DE	Smith, Le Kevin	2
DL	McBean, Ryan	14
NT	Fields, Ronald	16
LB	Davis, Andra	13
LB/DE	Dumervil, Elvis	14
LB	Haggan, Mario	16
LB	Williams, D.J.	16
CB	Bailey, Champ	16
CB	Carter, Tony	1
CB	Goodman, André	16
CB	Law, Ty	2
S	Bruton, David	1
S	Dawkins, Brian	16
S	Hill, Renaldo	15

2009 COACHES

Josh McDaniels (Head Coach), **Mark Thewes** (Assistant to Head Coach), **Mike McCoy** (Offensive Coordinator/Quarterbacks), **Mike Nolan** (Defensive Coordinator), **Mike Priefer** (Special Teams Coordinator), **Clancy Barone** (Tight Ends), **Rick Dennison** (Offensive Line), **Ed Donatell** (Secondary), **Adam Gase** (Wide Receivers), **Don Martindale** (Linebackers), **Wayne Nunnely** (Defensive Line), **Greg Saporta** (Assistant Strength & Conditioning), **Bobby Turner** (Running Backs), **Rich Tuten** (Strength & Conditioning), **Roman Phifer** (Assistant Linebackers), **Keith Burns** (Coaching Assistant), **Ben McDaniels** (Coaching Assistant), **Jay Rodgers** (Coaching Assistant), **Kristi Nichols** (Assistant Coaches Secretary).

2009 LEADERS / RANKINGS

INDIVIDUAL	PLAYER	NO.	AFC RANK	NFL RANK	NFL LEADER	NO.
Points	Prater	122	3t	7t	Kaeding (SD)	146
Rushing Yards	Moreno	947	10	16	Johnson (TEN)	2,006
Passing Yards	Orton	3,802	6	11	Schaub (HOU)	4,770
Passer Rating	Orton	86.8	7	14	Brees (NO)	109.6
Receiving Yards	Marshall	1,120	9	14	Johnson (HOU)	1,569
Receptions	Marshall	101	2t	3t	Welker (NE)	123
Interceptions	Goodman	5	5t	12t	Four Players	9
Sacks	Dumervil	17	1	1	Dumervil (DEN)	17

OFFENSE	NO.	AFC RANK	NFL RANK	NFL LEADER	NO.
Points Per Game	20.4	10	20	New Orleans	31.9
Total Yards Per Game	341.4	8	15	New Orleans	403.8
Yards Per Play	5.3	9	16	Dallas	6.3
Rushing Yards Per Game	114.8	11	18	New York Jets	172.3
Net Passing Yards Per Game	226.7	6	13	Houston	290.9

DEFENSE	NO.	AFC RANK	NFL RANK	NFL LEADER	NO.
Points Per Game	20.3	7t	12t	New York Jets	14.8
Total Yards Per Game	315.0	5	7	New York Jets	252.3
Yards Per Play	5.0	4	7	New York Jets	4.2
Rushing Yards Per Game	128.7	12	26	Green Bay	83.3
Net Passing Yards Per Game	186.3	3	3	New York Jets	153.7

2009 KEY AWARDS

Pro Bowl (5): CB Champ Bailey, T Ryan Clady, S Brian Dawkins, LB Elvis Dumervil, WR Brandon Marshall. **AP All-Pro (3):** T Ryan Clady (first team), S Brian Dawkins (second team), LB Elvis Dumervil (first team). **NFL Alumni Pass Rusher of the Year:** LB Elvis Dumervil.

2009 NFL STANDINGS

AFC EAST

Team	W	L	T	Pct	PF	PA
y-New England	10	6	0	.625	427	285
x-New York Jets	9	7	0	.563	348	236
Miami	7	9	0	.438	360	390
Buffalo	6	10	0	.375	258	326

AFC NORTH

Team	W	L	T	Pct	PF	PA
y-Cincinnati	10	6	0	.625	305	291
x-Baltimore	9	7	0	.563	391	261
Pittsburgh	9	7	0	.563	368	324
Cleveland	5	11	0	.313	245	375

AFC SOUTH

Team	W	L	T	Pct	PF	PA
*yz-Indianapolis	14	2	0	.875	416	307
Houston	9	7	0	.563	388	333
Tennessee	8	8	0	.500	354	402
Jacksonville	7	9	0	.438	290	380

AFC WEST

Team	W	L	T	Pct	PF	PA
yz-San Diego	13	3	0	.813	454	320
Denver	**8**	**8**	**0**	**.500**	**326**	**324**
Oakland	5	11	0	.313	197	379
Kansas City	4	12	0	.250	294	424

NFC EAST

Team	W	L	T	Pct	PF	PA
y-Dallas	11	5	0	.688	361	250
x-Philadelphia	11	5	0	.688	429	337
New York Giants	8	8	0	.500	402	427
Washington	4	12	0	.250	266	336

NFC NORTH

Team	W	L	T	Pct	PF	PA
yz-Minnesota	12	4	0	.750	470	312
x-Green Bay	11	5	0	.688	461	297
Chicago	7	9	0	.438	327	375
Detroit	2	14	0	.125	262	494

NFC SOUTH

Team	W	L	T	Pct	PF	PA
*yz-New Orleans	13	3	0	.813	510	341
Atlanta	9	7	0	.563	363	325
Carolina	8	8	0	.500	315	308
Tampa Bay	3	13	0	.188	244	400

NFC WEST

Team	W	L	T	Pct	PF	PA
y-Arizona	10	6	0	.625	375	325
San Francisco	8	8	0	.500	330	281
Seattle	5	11	0	.313	280	390
St. Louis	1	15	0	.063	175	436

*x – Playoffs; y – Division Title; z – First-round Bye; * – Home-field Advantage*

WILD CARD PLAYOFF GAMES

1/9 – New York Jets 24, at Cincinnati 14
1/9 – at Dallas 34, Philadelphia 14
1/10 – Baltimore 33, at New England 14
1/10 – at Arizona 51, Green Bay 45 (OT)

DIVISIONAL PLAYOFF GAMES

1/16 – at New Orleans 45, Arizona 14
1/16 – at Indianapolis 20, Baltimore 3
1/17 – at Minnesota 34, Dallas 3
1/17 – New York Jets 17, at San Diego 14

CONFERENCE CHAMPIONSHIPS

1/24 – at Indianapolis 30, New York Jets 17
1/24 – at New Orleans 31, Minnesota 28 (OT)

SUPER BOWL XLIV (SOUTH FLORIDA)

2/7 – New Orleans 31, Indianapolis 17

2008 FINAL STATISTICS (8-8)

Head Coach: Mike Shanahan **AFC West**: 2nd **Home Stadium**: INVESCO Field at Mile High

Date	W-L	Score	Opponent	Attendance
Sept 8	W	41-14	at Oakland	62,762
Sept 14	W	39-38	San Diego	75,915
Sept 21	W	34-32	New Orleans	75,713
Sept 28	L	19-33	at Kansas City	74,623
Oct 5	W	16-13	Tampa Bay	75,480
Oct 12	L	17-24	Jacksonville	75,674
Oct 20	L	7-41	at New England	68,756
Nov 2	L	17-26	Miami	75,499
Nov 6	W	34-30	at Cleveland	73,141
Nov 16	W	24-20	at Atlanta	64,358
Nov 23	L	10-31	Oakland	76,067
Nov 30	W	34-17	at New York Jets	78,809
Dec 7	W	24-17	Kansas City	75,187
Dec 14	L	10-30	at Carolina	73,690
Dec 21	L	23-30	Buffalo	74,539
Dec 28	L	21-52	at San Diego	69,131

TEAM STATISTICS	Den	Opp
TOTAL FIRST DOWNS	354	327
Rushing	103	122
Passing	223	186
Penalty	28	19
3RD DOWN: MADE/ATT	95/200	89/202
3rd Down Pct.	47.5	44.1
4TH DOWN: MADE/ATT	4/10	10/18
4th Down Pct.	40.0	55.6
POSSESSION AVG.	28:44	31:16
TOTAL NET YARDS	6333	5993
Avg. Per Game	395.8	374.6
Total Plays	1019	990
Avg. Per Play	6.2	6.1
NET YARDS RUSHING	1862	2337
Avg. Per Game	116.4	146.1
Total Rushes	387	469
NET YARDS PASSING	4471	3656
Avg. Per Game	279.4	228.5
Sacked/Yards Lost	12/74	26/141
Gross Yards	4545	3797
Att./Completions	620/386	495/333
Completion Pct.	62.3	67.3
Had Intercepted	18	6
PUNTS/AVERAGE	46/46.7	52/46.4
NET PUNTING AVG.	46/37.8	52/39.6
PENALTIES/YARDS	77/739	83/738
FUMBLES/BALL LOST	18/12	15/7
TOUCHDOWNS	42	50
Rushing	15	26
Passing	25	20
Returns	2	4

SCORE BY PERIODS	1	2	3	4	OT	PTS
BRONCOS	106	86	70	108	0	370
OPPONENTS	84	145	88	131	0	448

SCORING	TD	Ru	Pa	Ret	PAT	FG	S	PTS
Prater	0	0	0	0	39/40	25/34	0	114
Hillis	6	5	1	0			0	36
Marshall	6	0	6	0			0	36
Royal	5	0	5	0			0	32
Graham	4	0	4	0			0	24
Pittman	4	4	0	0			0	24
Scheffler	3	0	3	0			0	18
Stokley	3	0	3	0			0	18
Cutler	2	2	0	0			0	14
T. Bell	2	2	0	0			0	12
Fox	1	0	0	1			0	6
D. Jackson	1	0	1	0			0	6
N. Jackson	1	0	1	0			0	6
Pope	1	0	1	0			0	6
Torain	1	1	0	0			0	6
Webster	1	0	0	1			0	6
Young	1	1	0	0			0	6
BRONCOS	**42**	**15**	**25**	**2**	**39/40**	**25/34**	**0**	**370**
OPPONENTS	**50**	**26**	**20**	**4**	**48/48**	**32/35**	**1**	**448**

2-PT. CONVERSIONS: Cutler, Royal, **BRONCOS 2-2, OPPONENTS 1-2**

SACKS: Dumervil 5, Ekuban 5, Peterson 3, Moss 2.5, D. Williams 2.5, Webster 2, Robertson 1.5, C. Bailey 1, Engelberger 1, Haggan 1, (group) 1, Winborn 0.5, **BRONCOS 26.0, OPPONENTS 12.0**

FUM/Lost: Cutler 5/2, Marshall 4/3, Hall 2/2, Royal 2/1, C. Jackson 1/0, Ramsey 1/1, Scheffler 1/1, Thomas 1/1, Young 1/1

RUSHING	No.	Yds.	Avg.	Long	TD
Hillis	68	343	5.0	19	5
Pittman	76	320	4.2	20	4
Young	61	303	5.0	49	1
T. Bell	44	249	5.7	37t	2
Cutler	57	200	3.5	18	2
Hall	35	144	4.1	16	0
Pope	17	130	7.6	24	0
Royal	11	109	9.9	71	0
Torain	15	69	4.6	19	1
Scheffler	1	-1	-1.0	-1	0
Marshall	2	-4	-2.0	7	0
BRONCOS	**387**	**1862**	**4.8**	**71**	**15**
OPPONENTS	**469**	**2337**	**5.0**	**65**	**26**

RECEIVING	No.	Yds.	Avg.	Long	TD
Marshall	104	1265	12.2	47	6
Royal	91	980	10.8	93t	5
Stokley	49	528	10.8	36t	3
Scheffler	40	645	16.1	72	3
Graham	32	389	12.2	28t	4
Hillis	14	179	12.8	47	1
D. Jackson	12	190	15.8	48t	1
N. Jackson	11	84	7.6	19	1
Pittman	10	112	11.2	40	0
T. Bell	10	57	5.7	12	0
Martinez	3	32	10.7	12	0
Hall	3	25	8.3	11	0
Pope	3	24	8.0	16	1
Young	3	16	5.3	8	0
C. Jackson	1	19	19.0	19	0
BRONCOS	**386**	**4545**	**11.8**	**93t**	**25**
OPPONENTS	**333**	**3797**	**11.4**	**74**	**20**

INTERCEPTIONS	No.	Yds.	Avg.	Long	TD
Bly	2	5	2.5	5	0
Barrett	1	34	34.0	34	0
Paymah	1	13	13.0	13	0
Thomas	1	11	11.0	11	0
C. Bailey	1	0	0.0	0	0
BRONCOS	**6**	**63**	**10.5**	**34**	**0**
OPPONENTS	**18**	**153**	**8.5**	**32t**	**2**

PUNTING	No.	Yds.	Avg.	Net	TB	In20	Long	B
Kern	46	2150	46.7	37.8	4	13	64	0
BRONCOS	**46**	**2150**	**46.7**	**37.8**	**4**	**13**	**64**	**0**
OPPONENTS	**52**	**2413**	**46.4**	**39.6**	**8**	**22**	**71**	**0**

PUNT RETURNS	No.	FC	Yds.	Avg.	Long	TD
Royal	14	10	140	10.0	36	0
Martinez	5	0	56	11.2	27	0
Haggan	1	0	0	0.0	0	0
BRONCOS	**20**	**10**	**196**	**9.8**	**36**	**0**
OPPONENTS	**28**	**6**	**330**	**11.8**	**89t**	**1**

KICKOFF RETURNS	No.	Yds.	Avg.	Long	TD
Royal	23	600	26.1	95	0
Hall	21	469	22.3	28	0
C. Jackson	8	162	20.3	24	0
Young	8	176	22.0	31	0
Hillis	4	65	16.3	25	0
Russell	2	44	22.0	25	0
T. Bell	1	8	8.0	8	0
Engelberger	1	9	9.0	9	0
Martinez	1	0	0.0	0	0
Mustard	1	17	17.0	17	0
Putzier LG	1	0	0.0	0	0
Putzier TM	1	0	0.0	0	0
BRONCOS	**71**	**1550**	**21.8**	**95**	**0**
OPPONENTS	**63**	**1554**	**24.7**	**103t**	**1**

FIELD GOALS	1-19	20-29	30-39	40-49	50+
Prater	0/0	7/8	8/9	5/11	5/6
BRONCOS	**0/0**	**7/8**	**8/9**	**5/11**	**5/6**
OPPONENTS	**0/0**	**10/10**	**10/10**	**11/13**	**1/2**

PRATER: (26G,43G)(52G)(27G,34G)(28N,56G,51G,22G,33G)(55G,40G,27G)(39G)()(50G,49N)(38N,35G,30G)(49N,20G)(47N,44G,43N)(25G,35G)(33G,48N)(43G,47N)(23G,30G,54N,43G)()

OPPONENTS: ()(34G,21G,28G)(43G,51N,43N)(23G,21G,48N,43G,33G)(33G,31G)(48G)(31G,40G)(45G, 47G,23G,41G)(24G,52G,33G)(46G,36G)(26G)(30G)(26G)(39G,44G,42G)(37G,49G,28G)(28G)

PASSING	Att.	Comp.	Yds.	Comp.%	Yds/Att.	TD	TD%	Int	Int%	Long	Sack/Lost	Rating
Cutler	616	384	4526	62.3	7.35	25	4.1	18	2.9	93t	11/69	86.0
Ramsey	3	2	19	66.7	6.33	0	0.0	0	0.0	10	1/5	84.0
Royal	1	0	0	0.0	0.00	0	0.0	0	0.0	—	0/0	39.6
BRONCOS	**620**	**386**	**4545**	**62.3**	**7.33**	**25**	**4.0**	**18**	**2.9**	**93t**	**12/74**	**85.9**
OPPONENTS	**495**	**333**	**3797**	**67.3**	**7.67**	**20**	**4.0**	**6**	**1.2**	**74**	**26/141**	**98.5**

2008 DEFENSIVE STATS

(based on coaches' film review)

	TT	UT	A	S-YDS	I-YDS	PD	FF	FR
1 Winborn	117	84	33	0.5-2.5	0-0	10	0	0
2 D. Williams	103	83	20	2.5-13	0-0	1	0	1
3 Webster	90	71	19	2-9	0-0	5	1	1
4 Manuel	87	68	19	0-0	0-0	7	0	0
5 Bly	77	63	14	0-0	2-5	8	1	0
6 Thomas	57	35	22	0-0	1-11	1	0	0
7 C. Bailey	56	45	11	1-5	1-0	4	3	0
8 Woodyard	54	47	7	0-0	0-0	1	1	0
9 Engelberger	51	34	17	1-1	0-0	0	1	0
10 Ekuban	49	39	10	5-34	0-0	1	0	1
11 Robertson	45	24	21	1.5-3.5	0-0	0	1	0
12 B. Bailey	44	33	11	0-0	0-0	0	1	1
Dumervil	44	30	14	5-35	0-0	0	1	1
14 J. Bell	43	36	7	0-0	0-0	4	0	0
15 Peterson	39	23	16	3-14	0-0	1	1	0
16 McCree	36	28	8	0-0	0-0	2	0	0
17 Paymah	29	26	3	0-0	1-13	4	0	1
18 Moss	25	16	9	2.5-13	0-0	0	0	0
19 Clemons	24	10	14	0-0	0-0	1	0	0
20 Barrett	23	15	8	0-0	1-34	4	0	0
21 Lowry	21	14	7	0-0	0-0	3	0	0
22 Fox	20	13	7	0-0	0-0	0	0	1
Haggan	20	16	4	1-1	0-0	0	0	0
24 Larsen	15	13	2	0-0	0-0	1	0	0
25 J. Williams	9	9	0	0-0	0-0	0	0	0
26 Green	6	4	2	0-0	0-0	0	0	0
Rogers	6	4	2	0-0	0-0	0	0	0
28 Shaw	5	3	2	0-0	0-0	0	0	0
29 Crowder	4	2	2	0-0	0-0	0	0	0
30 Koutouvides	2	1	1	0-0	0-0	0	0	0
31 Abdullah	1	1	0	0-0	0-0	0	0	0
Team	1	1	0	1-10	0-0	0	0	0
TOTALS	**1203**	**891**	**312**	**26-141**	**6-63**	**58**	**10**	**7**

2008 GAMES STARTED

OFFENSE		DEFENSE	
QB Cutler, Jay	16	DE Dumervil, Elvis	15
RB Bell, Tatum	3	DE Ekuban, Ebenezer	10
RB Pittman, Michael	3	DE Engelberger, John	6
RB Pope, P.J.	1	DT Peterson, Kenny	1
RB Torain, Ryan	1	DT Robertson, Dewayne	15
RB Young, Selvin	5	DT Thomas, Marcus	16
FB/RB Hillis, Peyton	6	LB Bailey, Boss	6
FB Larsen, Spencer	1	LB Larsen, Spencer	3
WR Jackson, Darrell	2	LB Webster, Nate	13
WR Marshall, Brandon	15	LB Williams, D.J.	11
WR Royal, Eddie	15	LB Winborn, Jamie	11
WR Stokley, Brandon	2	LB Woodyard, Wesley	6
TE Graham, Daniel	16	CB Bailey, Champ	9
TE Jackson, Nate	3	CB Bell, Joshua	5
TE Scheffler, Tony	7	CB Bly, Dré	16
C Wiegmann, Casey	16	CB Paymah, Karl	2
T Clady, Ryan	16	S Barrett, Josh	3
T Harris, Ryan	16	S Fox, Vernon	3
G Hamilton, Ben	16	S Lowry, Calvin	3
G Kuper, Chris	16	S Manuel, Marquand	14
		S McCree, Marlon	7
		S Rogers, Roderick	1

2008 COACHES

Mike Shanahan (Head Coach), **Rick Dennison** (Offensive Coordinator/Offensive Line), **Bob Slowik** (Defensive Coordinator/Defensive Backs), **Scott O'Brien** (Special Teams Coordinator), **Steve Watson** (Associate Head Coach), **Joe Baker** (Offensive Assistant), **Jeremy Bates** (Quarterbacks), **Ronnie Bradford** (Defensive Backs), **Jacob Burney** (Defensive Line), **Keith Burns** (Special Teams Assistant), **Dwayne Chandler** (Assistant Strength & Conditioning), **Jedd Fisch** (Wide Receivers), **Charlie Jackson** (Defensive Assistant), **Bill Johnson** (Defensive Line), **Pat McPherson** (Tight Ends), **Jim Ryan** (Linebackers), **Greg Saporta** (Assistant Strength & Conditioning), **Ryan Slowik** (Assistant Defensive Backs), **Bobby Turner** (Running Backs), **Rich Tuten** (Strength & Conditioning).

2008 LEADERS / RANKINGS

INDIVIDUAL	PLAYER .....NO.	AFC RANK	NFL RANK	NFL LEADER .....NO.
Points	Prater 114	8	19	Gostkowski (NE) 148
Rushing Yards	Hillis 343	31	59	Peterson (MIN) 1,760
Passing Yards	Cutler 4,526	1	3	Brees (NO) 5,069
Passer Rating	Cutler 86.0	6	16	Rivers (SD) 105.5
Receiving Yards	Marshall 1,265	2	7	Johnson (HOU) 1,575
Receptions	Marshall 104	3	3	Johnson (HOU) 115
Interceptions	Bly 2	34t	60t	Reed (BAL) 9
Sacks	Dumervil/Ekuban 5	17t	43t	Ware (DAL) 20.0

OFFENSE .....NO.	AFC RANK	NFL RANK	NFL LEADER .....NO.
Points Per Game 23.1	7	16	New Orleans 28.9
Total Yards Per Game 395.8	1	2	New Orleans 410.7
Yards Per Play 6.2	1	2	New Orleans 6.3
Rushing Yards Per Game 116.4	7	12	New York Giants ...157.4
Net Passing Yards Per Game 279.4	1	3	New Orleans 311.1

DEFENSE .....NO.	AFC RANK	NFL RANK	NFL LEADER .....NO.
Points Per Game 28.0	16	30	Pittsburgh 13.9
Total Yards Per Game 374.6	15	29	Pittsburgh 237.2
Yards Per Play 6.1	16	30	Pittsburgh 3.9
Rushing Yards Per Game 146.1	13	27	Minnesota 76.9
Net Passing Yards Per Game 228.5	13	26	Pittsburgh 156.9

2008 KEY AWARDS

Pro Bowl (3): QB Jay Cutler, WR Brandon Marshall, C Casey Wiegmann.
AP All-Pro (1): T Ryan Clady (second team).

2008 NFL STANDINGS

AFC EAST

Team	W	L	T	Pct	PF	PA
y-Miami	11	5	0	.688	345	317
New England	11	5	0	.688	410	309
New York Jets	9	7	0	.563	405	356
Buffalo	7	9	0	.438	336	342

AFC NORTH

Team	W	L	T	Pct	PF	PA
yz-Pittsburgh	12	4	0	.750	347	223
x-Baltimore	11	5	0	.688	385	244
Cincinnati	4	11	1	.281	204	364
Cleveland	4	12	0	.250	232	350

AFC SOUTH

Team	W	L	T	Pct	PF	PA
*yz-Tennessee	13	3	0	.813	375	234
x-Indianapolis	12	4	0	.750	377	298
Houston	8	8	0	.500	366	394
Jacksonville	5	11	0	.313	302	367

AFC WEST

Team	W	L	T	Pct	PF	PA
y-San Diego	8	8	0	.500	439	347
Denver	**8**	**8**	**0**	**.500**	**370**	**448**
Oakland	5	11	0	.313	263	388
Kansas City	2	14	0	.125	291	440

NFC EAST

Team	W	L	T	Pct	PF	PA
*yz-New York Giants	12	4	0	.750	427	294
x-Philadelphia	9	6	1	.594	416	289
Dallas	9	7	0	.563	362	365
Washington	8	8	0	.500	265	296

NFC NORTH

Team	W	L	T	Pct	PF	PA
y-Minnesota	10	6	0	.625	379	333
Chicago	9	7	0	.563	375	350
Green Bay	6	10	0	.375	419	380
Detroit	0	16	0	.000	268	517

NFC SOUTH

Team	W	L	T	Pct	PF	PA
yz-Carolina	12	4	0	.750	414	329
x-Atlanta	11	5	0	.688	391	325
Tampa Bay	9	7	0	.563	361	323
New Orleans	8	8	0	.500	463	393

NFC WEST

Team	W	L	T	Pct	PF	PA
y-Arizona	9	7	0	.563	427	426
San Francisco	7	9	0	.438	339	381
Seattle	4	12	0	.250	294	392
St. Louis	2	14	0	.125	232	465

*x – Playoffs; y – Division Title; z – First-round Bye; * – Home-field Advantage*

WILD CARD PLAYOFF GAMES

1/3 – at Arizona 30, Atlanta 24
1/3 – at San Diego 23, Indianapolis 17 (OT)
1/4 – Baltimore 27, at Miami 9
1/4 – Philadelphia 26, at Minnesota 14

DIVISIONAL PLAYOFF GAMES

1/10 – Baltimore 13, at Tennessee 10
1/10 – Arizona 33, at Carolina 13
1/11 – Philadelphia 23, at New York Giants 11
1/11 – at Pittsburgh 35, San Diego 24

CONFERENCE CHAMPIONSHIPS

1/18 – at Arizona 32, Philadelphia 25
1/18 – at Pittsburgh 23, Baltimore 14

SUPER BOWL XLIII (TAMPA, FLA.)

2/1 – Pittsburgh 27, Arizona 23

2007 FINAL STATISTICS (7-9)

Head Coach: Mike Shanahan **AFC West**: 2nd **Home Stadium**: INVESCO Field at Mile High

Date	W-L	Score	Opponent	Attendance
Sept 9	W	15-14	at Buffalo	71,132
Sept 16	W	23-20	Oakland (OT)	76,784
Sept 23	L	14-23	Jacksonville	76,463
Sept 30	L	20-38	at Indianapolis	57,274
Oct 7	L	3-41	San Diego	76,879
Oct 21	W	31-28	Pittsburgh	77,038
Oct 29	L	13-19	Green Bay (OT)	77,160
Nov 4	L	7-44	at Detroit	60,783
Nov 11	W	27-11	at Kansas City	77,368
Nov 19	W	34-20	Tennessee	76,590
Nov 25	L	34-37	at Chicago (OT)	62,148
Dec 2	L	20-34	at Oakland	61,990
Dec 9	W	41-7	Kansas City	75,895
Dec 13	L	13-31	at Houston	70,747
Dec 24	L	3-23	at San Diego	65,477
Dec 30	W	22-19	Minnesota (OT)	76,084

TEAM STATISTICS	Den	Opp
TOTAL FIRST DOWNS	305	306
Rushing	96	119
Passing	187	168
Penalty	22	19
3RD DOWN: MADE/ATT	80/198	91/213
3rd Down Pct.	40.4	42.7
4TH DOWN: MADE/ATT	7/22	10/13
4th Down Pct.	31.8	76.9
POSSESSION AVG.	29:09	30:51
TOTAL NET YARDS	5541	5376
Avg. Per Game	346.3	336.0
Total Plays	976	992
Avg. Per Play	5.7	5.4
NET YARDS RUSHING	1957	2282
Avg. Per Game	122.3	142.6
Total Rushes	429	501
NET YARDS PASSING	3584	3094
Avg. Per Game	224.0	193.4
Sacked/Yards Lost	32/175	33/203
Gross Yards	3759	3297
Att./Completions	515/326	458/279
Completion Pct.	63.3	60.9
Had Intercepted	15	14
PUNTS/AVERAGE	60/43.8	60/43.9
NET PUNTING AVG.	60/36.3	60/38.7
PENALTIES/YARDS	90/610	82/628
FUMBLES/BALL LOST	30/14	34/16
TOUCHDOWNS	34	46
Rushing	10	14
Passing	21	25
Returns	3	7

SCORE BY PERIODS	1	2	3	4	OT	PTS
BRONCOS	75	89	94	56	6	320
OPPONENTS	68	103	114	115	9	409

SCORING	TD	Ru	Pa	Ret	PAT	FG	S	PTS
Elam	0	0	0	0	33/33	27/31	0	114
Marshall	7	0	7	0			0	42
Scheffler	5	0	5	0			0	30
Stokley	5	0	5	0			0	30
Henry	4	4	0	0			0	24
Sapp	3	2	1	0			0	18
Graham	2	0	2	0			0	12
Hall	2	2	0	0			0	12
Crowder	1	0	0	1			0	6
Cutler	1	1	0	0			0	6
Jackson	1	0	1	0			0	6
Jacobs LG	1	0	1	0			0	6
Martinez	1	0	0	1			0	6
Webster	1	0	0	1			0	6
Young	1	1	0	0			0	6
Prater LG	0	0	0	0	1/1	1/4	0	4
BRONCOS	**34**	**10**	**21**	**3**	**33/33**	**27/31**	**1**	**320**
OPPONENTS	**46**	**14**	**25**	**7**	**42/42**	**27/33**	**2**	**409**

2-PT. CONVERSIONS: BRONCOS 0-1, OPPONENTS 3-3

SACKS: Dumervil 12.5, Crowder 4, Mallard LG 3.5, Mallard TM 3.5, McKinley 2.5, Gold 2, (Group) 2, Bly 1, Engelberger 1, Lynch 1, Moss 1, Peterson 1, Williams 1, Winborn 0.5, **BRONCOS 33.0, OPPONENTS 32.0**

FUM/Lost: Cutler 11/4, Henry 3/1, Marshall 3/1, Martinez 3/1, Clark (TM) 2/2, Ramsey 2/1, Young 2/1, Bell 1/1, Hall 1/0, Hixon (TM) 1/1, Scheffler 1/1

PASSING	Att.	Comp.	Yds.	Comp.%	Yds/Att.	TD	TD%	Int	Int%	Long	Sack/Lost	Rating
Cutler	467	297	3497	63.6	7.49	20	4.3	14	3.0	68t	27/153	88.1
Ramsey	48	29	262	60.4	5.46	1	2.1	1	2.1	21	3/13	73.4
Marshall	0	0	0	—	—	0	—	0	—	—	2/9	—
BRONCOS	**515**	**326**	**3759**	**63.3**	**7.30**	**21**	**4.1**	**15**	**2.9**	**68t**	**32/175**	**86.7**
OPPONENTS	**458**	**279**	**3297**	**60.9**	**7.20**	**25**	**5.5**	**14**	**3.1**	**82t**	**33/203**	**88.3**

RUSHING	No.	Yds.	Avg.	Long	TD
Young	140	729	5.2	50	1
Henry	167	691	4.1	33	4
Hall	44	216	4.9	62t	2
Cutler	44	205	4.7	31	1
Sapp	18	59	3.3	12	2
Marshall	5	57	11.4	24	0
Ramsey	2	6	3.0	4	0
Bell	6	3	0.5	3	0
Walker	2	-3	-1.5	-1	0
Stokley	1	-6	-6.0	-6	0
Jacobs LG	1	-8	-8.0	-8	0
BRONCOS	**429**	**1957**	**4.6**	**62t**	**10**
OPPONENTS	**501**	**2282**	**4.6**	**74t**	**14**

RECEIVING	No.	Yds.	Avg.	Long	TD
Marshall	102	1325	13.0	68t	7
Scheffler	49	549	11.2	41	5
Stokley	40	635	15.9	58	5
Young	35	231	6.6	24	0
Walker	26	287	11.0	24	0
Graham	24	246	10.3	28	2
Martinez	14	175	12.5	23	0
Sapp	14	51	3.6	16	1
Henry	7	65	9.3	21	0
Mustard	5	62	12.4	15	0
Clark TM	4	23	5.8	7	0
Jacobs LG	3	40	13.3	21t	1
Jackson	3	34	11.3	24	1
Hall	2	69	34.5	65	0
Bell	1	7	7.0	7	0
BRONCOS	**326**	**3759**	**11.5**	**68t**	**21**
OPPONENTS	**279**	**3297**	**11.8**	**82t**	**25**

INTERCEPTIONS	No.	Yds.	Avg.	Long	TD
Bly	5	71	14.2	37	0
Bailey	3	3	1.0	3	0
Paymah	2	0	0.0	0	0
Dumervil	1	27	27.0	27	0
Gold	1	6	6.0	6	0
Williams	1	0	0.0	0	0
Thomas	1	-2	-2.0	-2	0
BRONCOS	**14**	**105**	**7.5**	**37**	**0**
OPPONENTS	**15**	**229**	**15.3**	**66t**	**2**

PUNTING	No.	Yds.	Avg.	Net	TB	In20	Long	B
Sauerbrun	47	2200	46.8	36.1	6	14	65	2
Ernster LG	12	434	36.2	35.6	0	3	59	0
Ernster TM	5	178	35.6	35.6	0	1	59	0
Paulescu	5	221	44.2	40.0	0	1	51	0
Elam	1	31	31.0	31.0	0	1	31	0
BRONCOS	**60**	**2630**	**43.8**	**36.3**	**6**	**17**	**65**	**2**
OPPONENTS	**60**	**2633**	**43.9**	**38.7**	**5**	**26**	**63**	**1**

PUNT RETURNS	No.	FC	Yds.	Avg.	Long	TD
Martinez	14	12	157	11.2	80t	1
Hixon TM	7	5	32	4.6	14	0
Bly	2	0	20	10.0	10	0
BRONCOS	**23**	**17**	**209**	**9.1**	**80t**	**1**
OPPONENTS	**31**	**3**	**334**	**10.8**	**75t**	**2**

KICKOFF RETURNS	No.	Yds.	Avg.	Long	TD
Hall	19	475	25.0	34	0
Martinez	15	330	22.0	35	0
Hixon TM	12	274	22.8	35	0
Clark TM	3	70	23.3	26	0
Jacobs LG	3	35	11.7	15	0
Jacobs TM	3	35	11.7	15	0
Young	3	56	18.7	25	0
Sapp	2	30	15.0	22	0
Bly	1	23	23.0	23	0
BRONCOS	**58**	**1293**	**22.3**	**35**	**0**
OPPONENTS	**62**	**1424**	**23.0**	**88t**	**1**

FIELD GOALS	1-19	20-29	30-39	40-49	50+
Elam	0/0	11/11	6/6	9/12	1/2
Prater LG	0/0	0/1	0/0	1/3	0/0
BRONCOS	**0/0**	**11/11**	**6/6**	**9/12**	**1/2**
OPPONENTS	**3/3**	**8/8**	**8/9**	**6/7**	**2/6**

ELAM: (21G,48G,50N,43N,42G)(23G,45N,20G,23G)()(35G,22G)(30G)(49G)(45G,21G)(48N)(44G,50G)(21G,39G)(23G,22G)(29G,44G)(37G,37G)(41G,47G)(23G)(43G,30G)

OPPONENTS: (45N)(38G,52N)(19G,27G,18G)(22G)(26G,45G)(65N)(19G,26G)(43G,53G,38G)(38G,36G,39G,53N)(56G,37G)(24G,44G,39G)(58N,38G,35N,44G)()(41G)(40G,23G,29G)(22G)

2007 DEFENSIVE STATS

(based on coaches' film review)

	TT	UT	A	S-YDS	I-YDS	PD	FF	FR
1 Williams	170	121	49	1-14	1-0	4	3	2
2 Webster	100	77	23	0-0	0-0	1	1	1
3 Bailey	81	68	13	0-0	3-3	14	0	0
Gold	81	62	19	2-8	1-6	8	1	2
5 Lynch	62	48	14	1-11	0-0	3	0	0
6 Engelberger	59	40	19	1-8	0-0	2	1	0
7 Bly	57	42	15	1-11	5-71	16	0	0
Ferguson	57	45	12	0-0	0-0	1	1	0
9 Dumervil	56	43	13	12.5-62.5	1-27	7	4	3
10 Abdullah	48	40	8	0-0	0-0	7	1	1
11 Foxworth	42	32	10	0-0	0-0	4	1	0
12 Thomas	30	17	13	0-0	1–2	1	0	1
13 McKinley	28	16	12	2.5-12.5	0-0	0	0	0
14 Winborn	24	21	3	0.5-4.5	0-0	3	0	0
15 Crowder	22	18	4	4-39	0-0	0	1	2
16 J. Mallard	20	15	5	3.5-7.5	0-0	1	1	0
17 Adams	17	8	9	0-0	0-0	1	1	0
18 Gordon	16	9	7	0-0	0-0	0	0	0
19 Paymah	15	14	1	0-0	2-0	6	0	0
20 Moss	14	7	7	1-7	0-0	0	1	0
21 Peterson	13	10	3	1-8	0-0	2	0	0
22 Rice	11	6	5	0-0	0-0	2	0	0
23 Shoate	9	7	2	0-0	0-0	0	0	0
24 Burton	8	5	3	0-0	0-0	0	0	0
25 S. Harris	6	2	4	0-0	0-0	0	0	1
26 Cox	4	2	2	0-0	0-0	0	0	1
27 Team	2	2	0	2-10	0-0	0	0	0
TOTALS	**1052**	**777**	**275**	**33-203**	**14-105**	**83**	**17**	**14**

2007 GAMES STARTED

OFFENSE

QB	Cutler, Jay	16
RB	Hall, Andre	1
RB	Henry, Travis	7
RB	Young, Selvin	8
FB	Sapp, Cecil	8
WR	Marshall, Brandon	16
WR	Martinez, Glenn	1
WR	Stokley, Brandon	9
WR	Walker, Javon	5
TE	Graham, Daniel	15
TE	Jackson, Nate	1
TE	Mustard, Chad	2
TE	Scheffler, Tony	7
C/G	Myers, Chris	16
C	Nalen, Tom	5
T	Lepsis, Matt	16
T	Pears, Erik	16
G	Holland, Montrae	16
G	Kuper, Chris	11

DEFENSE

DE	Crowder, Tim	1
DE	Dumervil, Elvis	16
DE	Engelberger, John	15
DE	Moss, Jarvis	1
DE	Rice, Simeon	1
DT	Adams, Sam	11
DT	Gordon, Amon	4
DT	McKinley, Alvin	10
DT	Thomas, Marcus	5
LB	Gold, Ian	14
LB	Webster, Nate	13
LB	Williams, D.J.	16
LB	Winborn, Jamie	2
CB	Bailey, Champ	15
CB	Bly, Dré	16
CB	Paymah, Karl	3
DB	Foxworth, Domonique	6
S	Abdullah, Hamza	8
S	Ferguson, Nick	7
S	Lynch, John	12

2007 COACHES

Mike Shanahan (Head Coach), **Jim Bates** (Asst. Head Coach/Defense), **Mike Heimerdinger** (Asst. Head Coach/QBs), **Rick Dennison** (Offensive Coordinator/OL), **Bob Slowik** (Defensive Coordinator/DBs), **Scott O'Brien** (Special Teams Coordinator), **Steve Watson** (Associate Head Coach), **Joe Baker** (Linebackers), **Jeremy Bates** (Wide Receivers/Quarterbacks), **Ronnie Bradford** (Asst. Def. Backs), **Jacob Burney** (Defensive Line), **Keith Burns** (Spec. Tms. Asst.), **Dwayne Chandler** (Asst. Strength & Conditioning), **Charlie Jackson** (Defensive Asst.), **Bill Johnson** (Defensive Line), **Pat McPherson** (Tight Ends), **Jim Ryan** (Offensive Asst.), **Greg Saporta** (Asst. Strength & Conditioning), **Ryan Slowik** (Spec. Tms. Asst.), **Bobby Turner** (Running Backs), **Rich Tuten** (Strength & Conditioning).

2007 LEADERS / RANKINGS

INDIVIDUAL	PLAYER .....NO.	AFC RANK	NFL RANK	NFL LEADER .....NO.
Points	Elam 114	9	16	Crosby (GB) 141
Rushing Yards	Young 729	15	27	Tomlinson (SD) 1,474
Passing Yards	Cutler 3,497	5	10	Brady (NE) 4,806
Passer Rating	Cutler 88.1	5	12	Brady (NE) 117.2
Receiving Yards	Marshall 1,325	4	6	Wayne (IND) 1,510
Receptions	Marshall 102	5	5	Houshmandzadeh (CIN)/Welker (NE) .112
Interceptions	Bly 5	6t	9t	Cromartie (SD) 10
Sacks	Dumervil 12.5	3t	6t	Allen (KC) 15.5

OFFENSE .....NO.	AFC RANK	NFL RANK	NFL LEADER .....NO.
Points Per Game 20.0	9	21	New England 36.8
Total Yards Per Game 346.3	6	11	New England 411.3
Yards Per Play 5.7	2	4	New England 6.2
Rushing Yards Per Game 122.3	6	9	Minnesota 164.6
Net Passing Yards Per Game 224.0	6	13	New England 295.7

DEFENSE .....NO.	AFC RANK	NFL RANK	NFL LEADER .....NO.
Points Per Game 25.6	15	28	Indianapolis 16.4
Total Yards Per Game 336.0	10	19	Pittsburgh 266.4
Yards Per Play 5.4	11	22	Tampa Bay 4.6
Rushing Yards Per Game 142.6	14	30	Minnesota 74.1
Net Passing Yards Per Game 193.4	6	7	Tampa Bay 170.5

2007 KEY AWARDS

Pro Bowl (2): CB Champ Bailey, S John Lynch. **AP All-Pro (1):** CB Champ Bailey (second team).

2007 NFL STANDINGS

AFC EAST

Team	W	L	T	Pct	PF	PA
*yz-New England	16	0	0	1.000	589	274
Buffalo	7	9	0	.438	252	354
New York Jets	4	12	0	.250	268	355
Miami	1	15	0	.063	267	437

AFC NORTH

Team	W	L	T	Pct	PF	PA
y-Pittsburgh	10	6	0	.625	393	269
Cleveland	10	6	0	.625	402	382
Cincinnati	7	9	0	.438	380	385
Baltimore	5	11	0	.313	275	384

AFC SOUTH

Team	W	L	T	Pct	PF	PA
yz-Indianapolis	13	3	0	.813	450	262
x-Jacksonville	11	5	0	.688	411	304
x-Tennessee	10	6	0	.625	301	297
Houston	8	8	0	.500	379	384

AFC WEST

Team	W	L	T	Pct	PF	PA
y-San Diego	11	5	0	.688	412	284
Denver	**7**	**9**	**0**	**.438**	**320**	**409**
Kansas City	4	12	0	.250	226	335
Oakland	4	12	0	.250	283	398

NFC EAST

Team	W	L	T	Pct	PF	PA
*yz-Dallas	13	3	0	.813	455	325
x-New York Giants	10	6	0	.625	373	351
x-Washington	9	7	0	.563	334	310
Philadelphia	8	8	0	.500	336	300

NFC NORTH

Team	W	L	T	Pct	PF	PA
yz-Green Bay	13	3	0	.813	435	291
Minnesota	8	8	0	.500	365	311
Detroit	7	9	0	.438	346	444
Chicago	7	9	0	.438	334	348

NFC SOUTH

Team	W	L	T	Pct	PF	PA
y-Tampa Bay	9	7	0	.563	334	270
Carolina	7	9	0	.438	267	347
New Orleans	7	9	0	.438	379	388
Atlanta	4	12	0	.250	259	414

NFC WEST

Team	W	L	T	Pct	PF	PA
y-Seattle	10	6	0	.625	393	291
Arizona	8	8	0	.500	404	399
San Francisco	5	11	0	.313	219	364
St. Louis	3	13	0	.188	263	438

*x – Playoffs; y – Division Title; z – First-round Bye; * – Home-field Advantage*

WILD CARD PLAYOFF GAMES

1/5 – at Seattle 35, Washington 14
1/5 – Jacksonville 31, at Pittsburgh 29
1/6 – New York Giants 24, at Tampa Bay 14
1/6 – at San Diego 17, Tennessee 6

DIVISIONAL PLAYOFF GAMES

1/12 – at Green Bay 42, Seattle 20
1/12 – at New England 31, Jacksonville 20
1/13 – San Diego 28, at Indianapolis 24
1/13 – New York Giants 21, at Dallas 17

CONFERENCE CHAMPIONSHIPS

1/20 – at New England 21, San Diego 12
1/20 – New York Giants 23, at Green Bay 20 (OT)

SUPER BOWL XLII (GLENDALE, ARIZ.)

2/3 – New York Giants 17, New England 14

2006 FINAL STATISTICS (9-7)

Head Coach: Mike Shanahan **AFC West**: 3rd **Home Stadium**: INVESCO Field at Mile High

Date	W-L	Score	Opponent	Attendance
Sept 10	L	10-18	at St. Louis	65,577
Sept 17	W	9-6	Kansas City (OT)	76,786
Sept 24	W	17-7	at New England	68,756
Oct 9	W	13-3	Baltimore	76,355
Oct 15	W	13-3	Oakland	76,691
Oct 22	W	17-7	at Cleveland	73,024
Oct 29	L	31-34	Indianapolis	76,767
Nov 5	W	31-20	at Pittsburgh	64,661
Nov 12	W	17-13	at Oakland	62,094
Nov 19	L	27-35	San Diego	76,723
Nov 23	L	10-19	at Kansas City	79,484
Dec 3	L	20-23	Seattle	76,146
Dec 10	L	20-48	at San Diego	67,514
Dec 17	W	37-20	at Arizona	63,845
Dec 24	W	24-23	Cincinnati	75,759
Dec 31	L	23-26	San Francisco (OT)	75,555

TEAM STATISTICS	Den	Opp
TOTAL FIRST DOWNS	285	291
Rushing	106	97
Passing	151	183
Penalty	28	11
3RD DOWN: MADE/ATT	78/211	81/221
3rd Down Pct.	37.0	36.7
4TH DOWN: MADE/ATT	7/13	5/14
4th Down Pct.	53.8	35.7
POSSESSION AVG.	29:50	30:10
TOTAL NET YARDS	4951	5223
Avg. Per Game	309.4	326.4
Total Plays	973	1020
Avg. Per Play	5.1	5.1
NET YARDS RUSHING	2152	1813
Avg. Per Game	134.5	113.3
Total Rushes	488	447
NET YARDS PASSING	2799	3410
Avg. Per Game	174.9	213.1
Sacked/Yards Lost	31/196	35/202
Gross Yards	2995	3612
Att./Completions	454/256	538/327
Completion Pct.	56.4	60.8
Had Intercepted	18	17
PUNTS/AVERAGE	80/41.7	74/43.8
NET PUNTING AVG.	80/36.6	74/37.9
PENALTIES/YARDS	67/478	97/785
FUMBLES/BALL LOST	29/12	28/13
TOUCHDOWNS	34	29
Rushing	12	13
Passing	20	13
Returns	2	3

SCORE BY PERIODS	1	2	3	4	OT	PTS
BRONCOS	44	110	75	87	3	319
OPPONENTS	47	82	64	109	3	305

SCORING	TD	Ru	Pa	Ret	PAT	FG	S	PTS
Elam	0	0	0	0	34/34	27/29	0	115
Walker	9	1	8	0			0	54
M. Bell	8	8	0	0			0	48
Scheffler	4	0	4	0			0	24
Smith	3	0	3	0			0	18
Alexander	2	0	2	0			0	12
T. Bell	2	2	0	0			0	12
Marshall	2	0	2	0			0	12
Bailey	1	0	0	1			0	6
Johnson	1	0	1	0			0	6
Plummer	1	1	0	0			0	6
Da. Williams	1	0	0	1			0	6
BRONCOS	**34**	**12**	**20**	**2**	**34/34**	**27/29**	**0**	**319**
OPPONENTS	**29**	**13**	**13**	**3**	**27/27**	**34/42**	**0**	**305**

2-PT. CONVERSIONS: BRONCOS 0-0, OPPONENTS 1-2

SACKS: Dumervil 8.5, Ekuban 7, Lang 6, Chukwurah 4.5, Warren 2.5, M. Myers 2, Veal 1.5, Engelberger 1, D.J. Williams 1, Wilson 1, **BRONCOS 35.0, OPPONENTS 31.0**

RUSHING	No.	Yds.	Avg.	Long	TD
T. Bell	233	1025	4.4	51	2
M. Bell	157	677	4.3	48	8
Walker	9	123	13.7	72t	1
Plummer	36	112	3.1	19	1
Sapp	10	80	8.0	28	0
Nash	18	66	3.7	26	0
Johnson	5	30	6.0	15	0
Cutler	12	18	1.5	9	0
Marshall	2	12	6.0	6	0
Cobbs	3	9	3.0	5	0
Scheffler	1	3	3.0	3	0
Elam	1	2	2.0	2	0
Smith	1	-5	-5.0	-5	0
BRONCOS	**488**	**2152**	**4.4**	**72t**	**12**
OPPONENTS	**447**	**1813**	**4.1**	**41**	**13**

RECEIVING	No.	Yds.	Avg.	Long	TD
Walker	69	1084	15.7	83t	8
Smith	52	512	9.8	20	3
T. Bell	24	115	4.8	16	0
Marshall	20	309	15.5	71t	2
M. Bell	20	158	7.9	24	0
Scheffler	18	286	15.9	29	4
Alexander	18	160	8.9	24	2
Kircus	9	187	20.8	45	0
Sapp	8	34	4.3	9	0
Johnson	7	37	5.3	20	1
Jackson	5	49	9.8	24	0
Nash	4	41	10.3	13	0
Mustard	2	23	11.5	14	0
BRONCOS	**256**	**2995**	**11.7**	**83t**	**20**
OPPONENTS	**327**	**3612**	**11.0**	**63**	**13**

INTERCEPTIONS	No.	Yds.	Avg.	Long	TD
Bailey	10	162	16.2	70t	1
Da. Williams	4	37	9.3	31t	1
Foxworth	1	45	45.0	45	0
Cox	1	0	0.0	0	0
Ferguson	1	0	0.0	0	0
BRONCOS	**17**	**244**	**14.4**	**70t**	**2**
OPPONENTS	**18**	**292**	**16.2**	**46**	**2**

PUNTING	No.	Yds.	Avg.	Net	TB	In20	Long	B
Ernster	80	3338	41.7	36.6	7	23	61	0
BRONCOS	**80**	**3338**	**41.7**	**36.6**	**7**	**23**	**61**	**0**
OPPONENTS	**74**	**3240**	**43.8**	**37.9**	**7**	**33**	**67**	**0**

PUNT RETURNS	No.	FC	Yds.	Avg.	Long	TD
Da. Williams	25	12	206	8.2	34	0
Kircus	6	4	86	14.3	42	0
Smith	1	0	2	2.0	2	0
BRONCOS	**32**	**16**	**294**	**9.2**	**42**	**0**
OPPONENTS	**39**	**16**	**268**	**6.9**	**21**	**0**

KICKOFF RETURNS	No.	Yds.	Avg.	Long	TD
Clark	23	512	22.3	36	0
Morgan	17	423	24.9	64	0
M. Bell	5	97	19.4	22	0
Sapp	4	95	23.8	53	0
Kircus	2	38	19.0	20	0
Cobbs	1	0	0.0	0	0
Johnson	1	14	14.0	14	0
Mustard	1	2	2.0	2	0
Da. Williams	0	6	—	6	0
BRONCOS	**54**	**1187**	**22.0**	**64**	**0**
OPPONENTS	**55**	**1480**	**26.9**	**60**	**0**

FIELD GOALS	1-19	20-29	30-39	40-49	50+
Elam	0/0	10/10	10/10	6/8	1/1
BRONCOS	**0/0**	**10/10**	**10/10**	**6/8**	**1/1**
OPPONENTS	**0/0**	**12/12**	**8/9**	**11/14**	**3/7**

ELAM: (49G)(44N,23G,22G,39G)(23G)(43G,44G)(51G,22G)(32G,43N)(49G)(32G)(24G)(42G,38G)(31G)(37G,41G)(34G,33G)(30G,22G,30G)(24G)(22G, 21G,22G)

OPPONENTS: (26G,44N,38G,29G,51G,48G,24G)(29G, 45G)(37B)(24G)(54N,47G)()(42G,30G,48G,37G) (40N,46G,29G) (55G,20G,51N)()(24G,34G,29G,21G)(40N,53N,44G,23G,50G)(34G,35G)(49G,50N,38G)(46G)(46G,29G,46G,36G)

PASSING	Att.	Comp.	Yds.	Comp.%	Yds/Att.	TD	TD%	Int	Int%	Long	Sack/Lost	Rating
Plummer	317	175	1994	55.2	6.29	11	3.5	13	4.1	83t	18/111	68.8
Cutler	137	81	1001	59.1	7.31	9	6.6	5	3.6	71t	13/85	88.5
BRONCOS	**454**	**256**	**2995**	**56.4**	**6.60**	**20**	**4.4**	**18**	**4.0**	**83t**	**31/196**	**74.7**
OPPONENTS	**538**	**327**	**3612**	**60.8**	**6.71**	**13**	**2.4**	**17**	**3.2**	**63**	**35/202**	**75.6**

2006 DEFENSIVE STATS

(based on coaches' film review)

	TT	UT	A	S-YDS	I-YDS	PD	FF	FR
1 Wilson	113	88	25	1-5	0-0	6	1	0
2 Gold	101	77	24	0-0	0-0	4	1	0
3 Bailey	98	84	14	0-0	10-162	30	0	1
4 Lynch	97	64	33	0-0	0-0	5	2	1
5 Da. Williams	89	79	10	0-0	4-37	16	1	1
6 D.J. Williams	86	69	17	1-8	0-0	3	2	0
7 Myers	80	51	29	2-3	0-0	2	1	2
8 Ekuban	78	61	17	7-45.5	0-0	2	1	0
9 Foxworth	58	47	11	0-0	1-45	12	1	0
10 Engelberger	55	37	18	1-4	0-0	4	2	1
11 Lang	51	39	12	6-34	0-0	1	1	0
Warren	51	32	19	2.5-12	0-0	2	0	0
13 Veal	39	25	14	1.5-14	0-0	2	0	0
14 Ferguson	36	28	8	0-0	1-0	5	1	0
15 Chukwurah	20	11	9	4.5-20	0-0	1	0	0
16 Dumervil	19	15	4	8.5-56.5	0-0	0	2	3
17 Brandon	15	9	6	0-0	0-0	1	1	0
18 Paymah	14	14	0	0-0	0-0	2	0	0
19 Webster	13	7	6	0-0	0-0	0	0	0
20 Cox	11	10	1	0-0	1-0	5	0	1
21 Abdullah	4	3	1	0-0	0-0	0	0	0
22 Burns	2	1	1	0-0	0-0	0	0	0
Peterson	2	1	1	0-0	0-0	0	0	0
24 Burton	1	0	1	0-0	0-0	0	0	0
Green	1	1	0	0-0	0-0	0	0	0
TOTALS	**1134**	**853**	**281**	**35-202**	**17-244**	**103**	**17**	**10**

2006 GAMES STARTED

OFFENSE		DEFENSE	
QB Cutler, Jay	5	DE Ekuban, Ebenezer	15
QB Plummer, Jake	11	DE Engelberger, John	1
RB Bell, Mike	3	DE Lang, Kenard	16
RB Bell, Tatum	13	DT Myers, Michael	16
FB Johnson, Kyle	7	DT Veal, Demetrin	1
FB Sapp, Cecil	1	DT Warren, Gerard	15
WR Marshall, Brandon	1	LB Gold, Ian	15
WR Smith, Rod	16	LB Webster, Nate	2
WR Walker, Javon	16	LB Williams, D.J.	15
TE Alexander, Stephen	14	LB Wilson, Al	15
TE Mustard, Chad	4	CB Bailey, Champ	16
TE Scheffler, Tony	5	CB Williams, Darrent	14
C Nalen, Tom	16	DB Foxworth, Domonique	5
T Foster, George	13	S Cox, Curome	4
T Lepsis, Matt	6	S Ferguson, Nick	10
T Meadows, Adam	3	S Lynch, John	16
T Pears, Erik	10		
G Carlisle, Cooper	16		
G Hamilton, Ben	16		

2006 COACHES

Mike Shanahan (Head Coach), **Mike Heimerdinger** (Asst. Head Coach), **Rick Dennison** (Offensive Coordinator), **Larry Coyer** (Defensive Coordinator), **Jeremy Bates** (Offensive Asst.), **Chip Beake** (Quality Control), **Ronnie Bradford** (Special Teams), **Tim Brewster** (Tight Ends), **Jacob Burney** (Defensive Line/Ends), **Kirk Doll** (Linebackers), **Thomas McGaughey** (Special Teams Asst.), **Pat McPherson** (Quarterbacks), **Andre Patterson** (Defensive Line/Tackles), **Jim Ryan** (Defensive Asst.), **Greg Saporta** (Asst. Strength & Conditioning), **Bob Slowik** (Defensive Backs), **Ryan Slowik** (Defensive Asst.), **Cedric Smith** (Asst. Strength & Conditioning), **Jimmy Spencer** (Asst. Defensive Backs), **Bobby Turner** (Running Backs), **Rich Tuten** (Strength & Conditioning), **Steve Watson** (Wide Receivers).

2006 LEADERS / RANKINGS

INDIVIDUAL	PLAYER .....NO.	AFC RANK	NFL RANK	NFL LEADER .....NO.
Points	Elam 115	5t	10t	Tomlinson (SD) 186
Rushing Yards	T. Bell 1,025	9	22	Tomlinson (SD) 1,815
Passing Yards	Plummer 1,994	13	27	Brees (NO) 4,418
Passer Rating	Plummer 68.8	13	28	Manning (IND) 101.0
Receiving Yards	Walker 1,084	7	15	C. Johnson (CIN) ...1,369
Receptions	Walker 69	14	28t	A. Johnson (HOU) 103
Interceptions	Bailey 10	1t	1t	Bailey (DEN)/Samuel (NE) ..10
Sacks	Dumervil 8.5	15t	22t	Merriman (SD) 17.0

OFFENSE .....NO.		AFC RANK	NFL RANK	NFL LEADER .....NO.
Points Per Game	.....19.9	10	17	San Diego 30.8
Total Yards Per Game	.....309.4	10	21	New Orleans 391.5
Yards Per Play	.....5.1	9	18	Philadelphia 6.2
Rushing Yards Per Game	.....134.5	4	8	Atlanta 183.7
Net Passing Yards Per Game	.....174.9	12	25	New Orleans 281.4

DEFENSE .....NO.		AFC RANK	NFL RANK	NFL LEADER .....NO.
Points Per Game	.....19.1	7	8t	Baltimore 12.6
Total Yards Per Game	.....326.4	8	14	Baltimore 264.1
Yards Per Play	.....5.1	8	12	Baltimore 4.5
Rushing Yards Per Game	.....113.3	7	12	Minnesota 61.6
Net Passing Yards Per Game	.....213.1	13	21	Oakland 150.8

2006 KEY AWARDS

Pro Bowl (3): CB Champ Bailey, S John Lynch, LB Al Wilson. **AP All-Pro (2):** CB Champ Bailey (first team), LB Al Wilson (second team).

2006 NFL STANDINGS

AFC EAST

Team	W	L	T	Pct	PF	PA
y-New England	12	4	0	.750	385	237
x-New York Jets	10	6	0	.625	316	295
Buffalo	7	9	0	.438	300	311
Miami	6	10	0	.375	260	283

AFC NORTH

Team	W	L	T	Pct	PF	PA
yz-Baltimore	13	3	0	.813	353	201
Cincinnati	8	8	0	.500	373	331
Pittsburgh	8	8	0	.500	353	315
Cleveland	4	12	0	.250	238	356

AFC SOUTH

Team	W	L	T	Pct	PF	PA
y-Indianapolis	12	4	0	.750	427	360
Tennessee	8	8	0	.500	324	400
Jacksonville	8	8	0	.500	371	274
Houston	6	10	0	.375	267	366

AFC WEST

Team	W	L	T	Pct	PF	PA
*yz-San Diego	14	2	0	.875	492	303
x-Kansas City	9	7	0	.563	331	315
Denver	**9**	**7**	**0**	**.563**	**319**	**305**
Oakland	2	14	0	.125	168	332

NFC EAST

Team	W	L	T	Pct	PF	PA
y-Philadelphia	10	6	0	.625	398	328
x-Dallas	9	7	0	.563	425	350
x-New York Giants	8	8	0	.500	355	362
Washington	5	11	0	.313	307	376

NFC NORTH

Team	W	L	T	Pct	PF	PA
*yz-Chicago	13	3	0	.813	427	255
Green Bay	8	8	0	.500	301	366
Minnesota	6	10	0	.375	282	327
Detroit	3	13	0	.188	305	398

NFC SOUTH

Team	W	L	T	Pct	PF	PA
yz-New Orleans	10	6	0	.625	413	322
Carolina	8	8	0	.500	270	305
Atlanta	7	9	0	.438	292	328
Tampa Bay	4	12	0	.250	211	353

NFC WEST

Team	W	L	T	Pct	PF	PA
y-Seattle	9	7	0	.563	335	341
St. Louis	8	8	0	.500	367	381
San Francisco	7	9	0	.438	298	412
Arizona	5	11	0	.313	314	389

*x – Playoffs; y – Division Title; z – First-round Bye; * – Home-field Advantage*

WILD CARD PLAYOFF GAMES

1/6 – at Indianapolis 23, Kansas City 8
1/6 – at Seattle 21, Dallas 20
1/7 – at New England 37, New York Jets 16
1/7 – at Philadelphia 23, New York Giants 20

DIVISIONAL PLAYOFF GAMES

1/13 – Indianapolis 15, at Baltimore 6
1/13 – at New Orleans 27, Philadelphia 24
1/14 – at Chicago 27, Seattle 24 (OT)
1/14 – New England 24, at San Diego 21

CONFERENCE CHAMPIONSHIPS

1/21 – at Chicago 39, New Orleans 14
1/21 – at Indianapolis 38, New England 34

SUPER BOWL XLI (SOUTH FLORIDA)

2/4 – Indianapolis 29, Chicago 17

2005 FINAL STATISTICS (13-3)

Head Coach: Mike Shanahan **AFC West**: 1st **Home Stadium**: INVESCO Field at Mile High

Date	W-L	Score	Opponent	Attendance
Sept 11	L	10-34	at Miami	72,324
Sept 18	W	20-17	San Diego	75,310
Sept 26	W	30-10	Kansas City	76,381
Oct 2	W	20-7	at Jacksonville	66,045
Oct 9	W	21-19	Washington	75,880
Oct 16	W	28-20	New England	76,571
Oct 23	L	23-24	at New York Giants	78,516
Oct 30	W	49-21	Philadelphia	76,530
Nov 13	W	31-17	at Oakland	62,779
Nov 20	W	27-0	New York Jets	76,255
Nov 24	W	24-21	at Dallas (OT)	63,273
Dec 4	L	27-31	at Kansas City	78,261
Dec 11	W	12-10	Baltimore	75,651
Dec 17	W	28-17	at Buffalo	71,887
Dec 24	W	22-3	Oakland	76,212
Dec 31	W	23-7	at San Diego	65,513

TEAM STATISTICS	Den	Opp
TOTAL FIRST DOWNS	330	295
Rushing	145	82
Passing	162	183
Penalty	23	30
3RD DOWN: MADE/ATT	76/210	76/207
3rd Down Pct.	36.2	36.7
4TH DOWN: MADE/ATT	14/19	10/19
4th Down Pct.	73.7	52.6
POSSESSION AVG.	32:37	27:23
TOTAL NET YARDS	5766	5006
Avg. Per Game	360.4	312.9
Total Plays	1030	985
Avg. Per Play	5.6	5.1
NET YARDS RUSHING	2539	1363
Avg. Per Game	158.7	85.2
Total Rushes	542	344
NET YARDS PASSING	3227	3643
Avg. Per Game	201.7	227.7
Sacked/Yards Lost	23/146	28/190
Gross Yards	3373	3833
Att./Completions	465/279	613/344
Completion Pct.	60.0	56.1
Had Intercepted	7	20
PUNTS/AVERAGE	73/43.2	81/44.9
NET PUNTING AVG.	73/38.0	81/38.2
PENALTIES/YARDS	97/756	139/989
FUMBLES/BALL LOST	19/9	29/16
TOUCHDOWNS	46	31
Rushing	25	10
Passing	18	20
Returns	3	1

SCORE BY PERIODS	1	2	3	4	OT	PTS
BRONCOS	81	143	83	85	3	395
OPPONENTS	44	61	37	116	0	258

SCORING	TD	Ru	Pa	Ret	PAT	FG	S	PTS
Elam	0	0	0	0	43/44	24/32	0	115
M. Anderson	13	12	1	0			0	78
Bell	8	8	0	0			0	48
Johnson	6	1	5	0			0	36
Smith	6	0	6	0			0	36
Bailey	2	0	0	2			0	12
Carswell	2	0	2	0			0	12
Plummer	2	2	0	0			0	12
S. Alexander	1	0	1	0			0	6
Dayne	1	1	0	0			0	6
Devoe	1	0	1	0			0	6
Duke	1	0	1	0			0	6
Lelie	1	0	1	0			0	6
Van Pelt	1	1	0	0			0	6
Da. Williams	1	0	0	1			0	6
Putzier	0	0	0	0			0	2
Veal	0	0	0	0			1	2
BRONCOS	**46**	**25**	**18**	**3**	**43/44**	**24/32**	**1**	**395**
OPPONENTS	**31**	**10**	**20**	**1**	**30/30**	**14/18**	**0**	**258**

2-PT. CONVERSIONS: Putzier, **BRONCOS 1-2, OPPONENTS 0-1**

SACKS: Ekuban 4.0, Lynch 4.0, Pryce 4.0, Gold 3.0, Warren 3.0, Wilson 3.0, Brown 2.0, Coleman 1.0, M. Myers 1.0, Veal 1.0, Da. Williams 1.0, (group) 1.0, **BRONCOS 28.0, OPPONENTS 23.0**

PASSING	Att.	Comp.	Yds.	Comp.%	Yds/Att.	TD	TD%	Int	Int%	Long	Sack/Lost	Rating
Plummer	456	277	3366	60.7	7.38	18	3.9	7	1.5	72	22/135	90.2
Van Pelt	8	2	7	25.0	0.88	0	0.0	0	0.0	5	0/0	39.6
Smith	1	0	0	0.0	0.00	0	0.0	0	0.0	0	1/11	39.6
BRONCOS	**465**	**279**	**3373**	**60.0**	**7.25**	**18**	**3.9**	**7**	**1.5**	**72**	**23/146**	**88.9**
OPPONENTS	**613**	**344**	**3833**	**56.1**	**6.25**	**20**	**3.3**	**20**	**3.3**	**91t**	**28/190**	**72.2**

RUSHING	No.	Yds.	Avg.	Long	TD
M. Anderson	239	1014	4.2	44t	12
Bell	173	921	5.3	68	8
Dayne	53	270	5.1	55	1
Plummer	46	151	3.3	22	2
Lelie	5	84	16.8	39	0
Van Pelt	11	48	4.4	11	1
Sapp	5	21	4.2	10	0
Adams	5	14	2.8	13	0
Johnson	4	9	2.3	4	1
Smith	1	7	7.0	7	0
BRONCOS	**542**	**2539**	**4.7**	**68**	**25**
OPPONENTS	**344**	**1363**	**4.0**	**61**	**10**

RECEIVING	No.	Yds.	Avg.	Long	TD
Smith	85	1105	13.0	72	6
Lelie	42	770	18.3	56	1
Putzier	37	481	13.0	32	0
Adams	21	203	9.7	21	0
S. Alexander	21	170	8.1	15	1
M. Anderson	18	212	11.8	66t	1
Bell	18	104	5.8	14	0
Johnson	17	160	9.4	33	5
Devoe	9	87	9.7	44t	1
Dayne	3	17	5.7	7	0
Duke	2	22	11.0	21	1
Watts	2	22	11.0	12	0
Sapp	2	17	8.5	12	0
Carswell	2	3	1.5	2t	2
BRONCOS	**279**	**3373**	**12.1**	**72**	**18**
OPPONENTS	**344**	**3833**	**11.1**	**91t**	**20**

INTERCEPTIONS	No.	Yds.	Avg.	Long	TD
Bailey	8	139	17.4	65t	2
Ferguson	5	59	11.8	30	0
Da. Williams	2	108	54.0	80t	1
Foxworth	2	23	11.5	23	0
Lynch	2	2	1.0	1	0
Cox	1	48	48.0	48	0
BRONCOS	**20**	**379**	**19.0**	**80t**	**3**
OPPONENTS	**7**	**43**	**6.1**	**25**	**0**

PUNTING	No.	Yds.	Avg.	Net	TB	In20	Long	B
Sauerbrun	72	3157	43.8	38.0	6	24	66	1
BRONCOS	**73**	**3157**	**43.2**	**38.0**	**6**	**24**	**66**	**1**
OPPONENTS	**81**	**3633**	**44.9**	**38.2**	**13**	**25**	**64**	**0**

PUNT RETURNS	No.	FC	Yds.	Avg.	Long	TD
Da. Williams	17	12	148	8.7	52	0
Adams	16	5	133	8.3	32	0
BRONCOS	**33**	**17**	**281**	**8.5**	**52**	**0**
OPPONENTS	**36**	**15**	**266**	**7.4**	**20**	**0**

KICKOFF RETURNS	No.	Yds.	Avg.	Long	TD
Da. Williams	18	431	23.9	36	0
R. Alexander	12	261	21.8	31	0
Adams	10	218	21.8	32	0
Sapp	2	28	14.0	20	0
M. Anderson	1	18	18.0	18	0
Carswell	1	0	0.0	0	0
Engelberger	1	5	5.0	5	0
Johnson	1	8	8.0	8	0
Veal	1	6	6.0	6	0
BRONCOS	**47**	**975**	**20.7**	**36**	**0**
OPPONENTS	**67**	**1696**	**25.3**	**87**	**0**

FIELD GOALS	1-19	20-29	30-39	40-49	50+
Elam	0/0	9/10	5/5	9/13	1/4
BRONCOS	**0/0**	**9/10**	**5/5**	**9/13**	**1/4**
OPPONENTS	**0/0**	**3/3**	**6/8**	**4/5**	**1/2**

ELAM: (28G)(45G,53N,53N,41G)(30G,51G,25G,46N)(41N,46B,33G,42G)()()(49G,42G,27G,49N)()(22G,38G,25G)(26G,47G)(24G)(22G,40G)(47G, 48G)()(29G,33G,34G,52N)(28N)

OPPONENTS: (29G,44G)(42G)(28G)()(34G,38B,36G) (39G,53N,38G) (52G)()(45N,40G)()(34N)(34G)(29G) (31G)(43G)()

2005 DEFENSIVE STATS

(based on coaches' film review)

	TT	UT	A	S-YDS	I-YDS	PD	FF	FR
1 Gold	106	81	25	3-17	0-0	5	4	2
2 Wilson	90	72	18	3-12	0-0	9	2	1
3 Ferguson	81	62	19	0-0	5-59	12	2	1
4 Bailey	72	62	10	0-0	8-139	28	2	0
5 Lynch	69	47	22	4-41	2-2	8	4	0
6 D.J. Williams	68	44	24	0-0	0-0	5	1	0
7 Foxworth	66	59	7	0-0	2-23	18	1	1
8 Da. Williams	58	52	6	1-8	2-108	12	1	1
9 Myers	50	28	22	1-10	0-0	2	0	1
10 Warren	42	22	20	3-25	0-0	3	1	0
11 Ekuban	41	28	13	4-21	0-0	2	0	1
Pryce	41	35	6	4-22	0-0	1	1	0
13 Brown	38	30	8	2-14	0-0	1	0	2
14 Veal	33	23	10	1-14	0-0	0	0	1
15 Engelberger	24	17	7	0-0	0-0	0	0	0
16 Brandon	20	13	7	0-0	0-0	3	0	1
17 Walls	16	16	0	0-0	0-0	6	1	0
18 Cox	11	9	2	0-0	1-48	5	0	0
19 Coleman	10	6	4	1-6	0-0	1	0	0
20 Paymah	3	2	1	0-0	0-0	0	0	0
21 Burns	2	0	2	0-0	0-0	0	0	0
Chukwurah	2	1	1	0-0	0-0	0	0	0
Pope	2	2	0	0-0	0-0	0	0	0
24 Team	0	0	0	1-0	0-0	0	0	0
TOTALS	**945**	**711**	**234**	**28-190**	**20-379**	**121**	**20**	**12**

2005 GAMES STARTED

OFFENSE			DEFENSE		
QB	Plummer, Jake	16	DE	Brown, Courtney	13
RB	Anderson, Mike	15	DE	Ekuban, Ebenezer	4
RB	Bell, Tatum	1	DE	Pryce, Trevor	16
FB	Johnson, Kyle	14	DT	Myers, Michael	15
WR	Adams, Charlie	2	DT	Warren, Gerard	16
WR	Lelie, Ashley	13	LB	Burns, Keith	1
WR	Smith, Rod	16	LB	Gold, Ian	16
TE	Alexander, Stephen	15	LB	Williams, D.J.	14
TE	Putzier, Jeb	4	LB	Wilson, Al	15
C	Nalen, Tom	16	CB	Bailey, Champ	14
T	Foster, George	16	CB	Foxworth, Domonique	7
T	Lepsis, Matt	16	CB	Walls, Lenny	3
G	Carlisle, Cooper	16	CB	Williams, Darrent	9
G	Hamilton, Ben	16	S	Cox, Curome	1
			S	Ferguson, Nick	16
			S	Lynch, John	16

2005 COACHES

Mike Shanahan (Head Coach), **Gary Kubiak** (Offensive Coordinator), **Larry Coyer** (Defensive Coordinator), **Ronnie Bradford** (Special Teams), **Tim Brewster** (Tight Ends), **Jacob Burney** (Defensive Line/Ends), **Troy Calhoun** (Asst. to Head Coach), **Rick Dennison** (Offensive Line), **Kirk Doll** (Linebackers), **Thomas McGaughey** (Special Teams Asst.), **Pat McPherson** (Quarterbacks), **Andre Patterson** (Defensive Line/Tackles), **Jim Ryan** (Defensive Asst.), **Greg Saporta** (Asst. Strength & Conditioning), **Bob Slowik** (Defensive Backs), **Ryan Slowik** (Defensive Asst.), **Cedric Smith** (Asst. Strength & Conditioning), **Jimmy Spencer** (Asst. Defensive Backs), **Bobby Turner** (Running Backs), **Rich Tuten** (Strength & Conditioning), **Steve Watson** (Wide Receivers).

2005 LEADERS / RANKINGS

INDIVIDUAL	PLAYER	NO.	AFC RANK	NFL RANK	NFL LEADER	NO.
Points	Elam	115	7	12	Alexander (SEA)	168
Rushing Yards	Anderson	1,014	9	16	Alexander (SEA)	1,880
Passing Yards	Plummer	3,366	7	12	Brady (NE)	4,110
Passer Rating	Plummer	90.2	5	7	Manning (IND)	104.1
Receiving Yards	Smith	1,105	4	13	Smith (CAR)	1,563
Receptions	Smith	85	4	9	Smith (CAR)/Fitzgerald (ARI)	103
Interceptions	Bailey	8	3	4t	Law (NYJ)/O'Neal (CIN)	10
Sacks	Three Players	4	40t	78t	Burgess (OAK)	16.0

OFFENSE	NO.	AFC RANK	NFL RANK	NFL LEADER	NO.
Points Per Game	24.7	5	7	Seattle	28.3
Total Yards Per Game	360.4	3	5	Kansas City	387.0
Yards Per Play	5.6	4	5	Kansas City	5.8
Rushing Yards Per Game	158.7	1	2	Atlanta	159.1
Net Passing Yards Per Game	201.7	9	18	Arizona	277.3

DEFENSE	NO.	AFC RANK	NFL RANK	NFL LEADER	NO.
Points Per Game	16.1	2t	3t	Chicago	12.6
Total Yards Per Game	312.9	7	15	Tampa Bay	277.8
Yards Per Play	5.1	8	18	Chicago	4.4
Rushing Yards Per Game	85.2	2	2	San Diego	84.3
Net Passing Yards Per Game	227.7	14	29	Green Bay	167.5

2005 KEY AWARDS

Pro Bowl (4): CB Champ Bailey, S John Lynch, WR Rod Smith, LB Al Wilson. **AP All-Pro (2):** CB Champ Bailey (first team), LB Al Wilson (first team).

2005 NFL STANDINGS

AFC EAST

Team	W	L	T	Pct	PF	PA
y-New England	10	6	0	.625	379	338
Miami	9	7	0	.563	318	317
Buffalo	5	11	0	.313	271	367
New York Jets	4	12	0	.250	240	355

AFC NORTH

Team	W	L	T	Pct	PF	PA
y-Cincinnati	11	5	0	.688	421	350
x-Pittsburgh	11	5	0	.688	389	258
Baltimore	6	10	0	.375	265	299
Cleveland	6	10	0	.375	232	301

AFC SOUTH

Team	W	L	T	Pct	PF	PF
*yz-Indianapolis	14	2	0	.875	439	247
x-Jacksonville	12	4	0	.750	361	269
Tennessee	4	12	0	.250	299	421
Houston	2	14	0	.125	260	431

AFC WEST

Team	W	L	T	Pct	PF	PA
yz-Denver	**13**	**3**	**0**	**.813**	**395**	**258**
Kansas City	10	6	0	.625	403	325
San Diego	9	7	0	.563	418	312
Oakland	4	12	0	.250	290	383

NFC EAST

Team	W	L	T	Pct	PF	PA
y-New York Giants	11	5	0	.688	422	314
x-Washington	10	6	0	.625	359	293
Dallas	9	7	0	.563	325	308
Philadelphia	6	10	0	.375	310	388

NFC NORTH

Team	W	L	T	Pct	PF	PA
yz-Chicago	11	5	0	.688	260	202
Minnesota	9	7	0	.563	306	344
Detroit	5	11	0	.313	254	345
Green Bay	4	12	0	.250	298	344

NFC SOUTH

Team	W	L	T	Pct	PF	PA
y-Tampa Bay	11	5	0	.688	300	274
x-Carolina	11	5	0	.688	391	259
Atlanta	8	8	0	.500	351	341
New Orleans	3	13	0	.188	235	398

NFC WEST

Team	W	L	T	Pct	PF	PA
*yz-Seattle	13	3	0	.813	452	271
St. Louis	6	10	0	.375	363	429
Arizona	5	11	0	.313	311	387
San Francisco	4	12	0	.250	239	428

*x – Playoffs; y – Division Title; z – First-round Bye; * – Home-field Advantage*

WILD CARD PLAYOFF GAMES

1/7 – Washington 17, at Tampa Bay 10
1/7 – at New England 28, Jacksonville 3
1/8 – Carolina 23, at New York Giants 0
1/8 – Pittsburgh 31, at Cincinnati 17

DIVISIONAL PLAYOFF GAMES

1/14 – at Seattle 20, Washington 10
1/14 – at Denver 27, New England 13
1/15 – Pittsburgh 21, at Indianapolis 18
1/15 – Carolina 29, at Chicago 21

CONFERENCE CHAMPIONSHIPS

1/22 – Pittsburgh 34, at Denver 17
1/22 – at Seattle 34, Carolina 14

SUPER BOWL XL (DETROIT)

2/5 – Pittsburgh 21, Seattle 10

2004 FINAL STATISTICS (10-6)

Head Coach: Mike Shanahan **AFC West**: 2nd **Home Stadium**: INVESCO Field at Mile High

Date	W-L	Score	Opponent	Attendance
Sept 12	W	34-24	Kansas City	75,939
Sept 19	L	6-7	at Jacksonville	69,127
Sept 26	W	23-13	San Diego	74,533
Oct 3	W	16-13	at Tampa Bay	65,341
Oct 10	W	20-17	Carolina	75,072
Oct 17	W	31-3	at Oakland	62,507
Oct 25	L	10-23	at Cincinnati	65,806
Oct 31	L	28-41	Atlanta	75,083
Nov 7	W	31-13	Houston	74,292
Nov 21	W	34-13	at New Orleans	64,900
Nov 28	L	24-25	Oakland	75,936
Dec 5	L	17-20	at San Diego	65,395
Dec 12	W	20-17	Miami	75,027
Dec 19	L	17-45	at Kansas City	77,702
Dec 25	W	37-16	at Tennessee	68,809
Jan 2	W	33-14	Indianapolis	75,149

TEAM STATISTICS	Den	Opp
TOTAL FIRST DOWNS	351	235
Rushing	127	83
Passing	184	130
Penalty	40	22
3RD DOWN: MADE/ATT	78/206	65/209
3rd Down Pct.	37.9	31.1
4TH DOWN: MADE/ATT	7/14	5/14
4th Down Pct.	50.0	35.7
POSSESSION AVG.	32:38	27:23
TOTAL NET YARDS	6332	4459
Avg. Per Game	395.8	278.7
Total Plays	1070	918
Avg. Per Play	5.9	4.9
NET YARDS RUSHING	2333	1512
Avg. Per Game	145.8	94.5
Total Rushes	534	396
NET YARDS PASSING	3999	2947
Avg. Per Game	249.9	184.2
Sacked/Yards Lost	15/90	38/266
Gross Yards	4089	3213
Att./Completions	521/303	484/272
Completion Pct.	58.2	56.2
Had Intercepted	20	12
PUNTS/AVERAGE	70/40.5	95/44.7
NET PUNTING AVG.	70/34.3	95/38.2
PENALTIES/YARDS	93/880	120/1062
FUMBLES/BALL LOST	23/9	24/8
TOUCHDOWNS	42	35
Rushing	13	16
Passing	27	17
Returns	2	2

SCORE BY PERIODS	1	2	3	4	OT	PTS
BRONCOS	102	138	50	91	0	381
OPPONENTS	68	121	67	48	0	304

SCORING	TD	Ru	Pa	Ret	PAT	FG	S	PTS
Elam	0	0	0	0	42/42	29/34	0	129
Droughns	8	6	2	0			0	48
Lelie	7	0	7	0			0	42
Smith	7	0	7	0			0	42
Hape	4	0	4	0			0	24
Bell	3	3	0	0			0	18
Griffin	3	2	1	0			0	18
K. Johnson	2	0	2	0			0	12
Putzier	2	0	2	0			0	12
Carswell	1	0	1	0			0	6
Hearst	1	1	0	0			0	6
E. Johnson	1	0	0	1			0	6
Plummer	1	1	0	0			0	6
Watts	1	0	1	0			0	6
Wilson	1	0	0	1			0	6
BRONCOS	**42**	**13**	**27**	**2**	**42/42**	**29/34**	**0**	**381**
OPPONENTS	**35**	**16**	**17**	**2**	**31/32**	**21/26**	**0**	**304**

2-PT. CONVERSIONS: BRONCOS 0-0, OPPONENTS 0-3

SACKS: Hayward 10.5, E. Johnson 3.0, Palepoi LG 3.0, Palepoi TM 3.0, Coleman 2.5, Fatafehi 2.5, Wilson 2.5, Elliss 2.0, K. Kennedy 2.0, Lynch 2.0, Williams 2.0, Chukwurah 1.0, Herndon 1.0, R. Johnson 1.0, Middlebrooks 1.0, Pope 1.0, Spragan 1.0, **BRONCOS 38.0**, **OPPONENTS 15.0**

RUSHING	No.	Yds.	Avg.	Long	TD
Droughns	275	1240	4.5	51t	6
Bell	75	396	5.3	29	3
Griffin	85	311	3.7	47t	2
Plummer	62	202	3.3	22	1
Hearst	20	81	4.1	11	1
Smith	5	33	6.6	14	0
Watts	5	33	6.6	10	0
Sapp	4	32	8.0	18	0
Lelie	3	5	1.7	8	0
BRONCOS	**534**	**2333**	**4.4**	**51t**	**13**
OPPONENTS	**396**	**1512**	**3.8**	**44**	**16**

RECEIVING	No.	Yds.	Avg.	Long	TD
Smith	79	1144	14.5	85t	7
Lelie	54	1084	20.1	58	7
Putzier	36	572	15.9	39	2
Droughns	32	241	7.5	23t	2
Watts	31	385	12.4	28	1
Carswell	22	198	9.0	20	1
Griffin	10	68	6.8	22	1
K. Johnson	9	126	14.0	31	2
Jackson	8	73	9.1	20	0
Hape	8	35	4.4	11	4
Luke	6	52	8.7	12	0
Bell	5	80	16.0	58	0
Hearst	2	20	10.0	15	0
Bailey	1	11	11.0	11	0
BRONCOS	**303**	**4089**	**13.5**	**85t**	**27**
OPPONENTS	**272**	**3213**	**11.8**	**71t**	**17**

INTERCEPTIONS	No.	Yds.	Avg.	Long	TD
Bailey	3	0	0.0	0	0
Herndon	2	17	8.5	15	0
Wilson	2	17	8.5	10	1
Hayward	1	76	76.0	76	0
E. Johnson	1	32	32.0	32t	1
K. Kennedy	1	21	21.0	21	0
Williams	1	10	10.0	10	0
Lynch	1	2	2.0	2	0
BRONCOS	**12**	**175**	**14.6**	**76**	**2**
OPPONENTS	**20**	**344**	**17.2**	**97**	**1**

PUNTING	No.	Yds.	Avg.	Net	TB	In20	Long	B
Knorr	54	2243	41.5	34.2	6	12	66	1
Baker LG	24	931	38.8	31.6	1	10	52	0
Baker TM	15	591	39.4	34.4	1	7	48	0
BRONCOS	**70**	**2834**	**40.5**	**34.3**	**7**	**19**	**66**	**1**
OPPONENTS	**95**	**4250**	**44.7**	**38.2**	**11**	**36**	**65**	**0**

PUNT RETURNS	No.	FC	Yds.	Avg.	Long	TD
Smith	22	8	223	10.1	30	0
Luke	19	8	135	7.1	21	0
Adams	2	1	42	21.0	39	0
BRONCOS	**43**	**17**	**400**	**9.3**	**39**	**0**
OPPONENTS	**32**	**11**	**295**	**9.2**	**50**	**0**

KICKOFF RETURNS	No.	Yds.	Avg.	Long	TD
R. Alexander	19	386	20.3	32	0
Luke	15	306	20.4	32	0
Droughns	14	344	24.6	48	0
Griffin	4	52	13.0	21	0
Sapp	1	34	34.0	34	0
BRONCOS	**53**	**1122**	**21.2**	**48**	**0**
OPPONENTS	**68**	**1635**	**24.0**	**97t**	**1**

FIELD GOALS	1-19	20-29	30-39	40-49	50+
Elam	0/0	10/10	7/8	9/12	3/4
BRONCOS	**0/0**	**10/10**	**7/8**	**9/12**	**3/4**
OPPONENTS	**0/0**	**6/6**	**7/8**	**3/5**	**5/7**

ELAM: (43G,45G)(44G,22G,51N)(22G,23G,43G)(49G,50G,23G)(32G, 33G)(33G)(49N,29G)()(52G)(48G,34G)(32G,43B)(43N,31G)(20G,50G) (27G)(22G,34N, 22G,30G)(45G,23G,40G,40G)

OPPONENTS: (58N,50G)()(23G,51G)(28G,30G)(53G, 52N)(35G)(53G, 34G,35G)(24G,43G,49N)(37N)(24G,36G)(48N)(23G,23G)(32G)(39G) (44G,43G,50G)()

PASSING	Att.	Comp.	Yds.	Comp.%	Yds/Att.	TD	TD%	Int	Int%	Long	Sack/Lost	Rating
Plummer	521	303	4089	58.2	7.85	27	5.2	20	3.8	85t	15/90	84.5
BRONCOS	**521**	**303**	**4089**	**58.2**	**7.85**	**27**	**5.2**	**20**	**3.8**	**85t**	**15/90**	**84.5**
OPPONENTS	**484**	**272**	**3213**	**56.2**	**6.64**	**17**	**3.5**	**12**	**2.5**	**71t**	**38/266**	**78.0**

2004 DEFENSIVE STATS

(based on coaches' film review)

	TT	UT	A	S-YDS	I-YDS	PD	FF	FR
1 Williams	114	82	32	2-13	1-10	9	1	0
2 Wilson	109	73	36	2.5-20	2-17	4	2	0
3 Kennedy	90	73	17	2-15	1-21	6	2	1
4 Bailey	84	74	10	0-0	3-0	13	0	0
5 Herndon	77	64	13	1-5	2-17	20	3	1
6 Lynch	76	56	20	2-17	1-2	10	3	0
7 Spragan	65	40	25	1-1	0-0	3	1	1
8 Hayward	60	45	15	10.5-73.5	1-76	5	1	1
9 Coleman	46	29	17	2.5-14.5	0-0	1	1	1
10 Fatafehi	31	20	11	2.5-22	0-0	1	0	1
11 Pope	30	22	8	1-2	0-0	1	0	0
12 Palepoi	25	17	8	3-19	0-0	3	0	0
13 E. Johnson	24	16	8	3-26	1-32	1	0	0
14 Walls	21	18	3	0-0	0-0	2	1	0
15 R. Johnson	18	11	7	1-12	0-0	2	1	0
16 Middlebrooks	17	16	1	1-3	0-0	10	0	1
17 Ferguson	16	15	1	0-0	0-0	1	0	0
18 Elliss	6	6	0	2-11	0-0	0	0	0
R. Alexander	6	5	1	0-0	0-0	0	0	0
20 Chukwurah	4	3	1	1-12	0-0	1	1	0
21 Holland	2	2	0	0-0	0-0	1	0	0
Pryce	2	2	0	0-0	0-0	1	0	0
Pierce	2	0	2	0-0	0-0	0	0	0
TOTALS	**925**	**689**	**236**	**38-266**	**12-175**	**95**	**17**	**7**

2004 GAMES STARTED

OFFENSE		DEFENSE	
QB Plummer, Jake	16	DE Coleman, Marco	16
RB Droughns, Reuben	15	DE Hayward, Reggie	15
RB Griffin, Quentin	4	DE Johnson, Raylee	1
FB Johnson, Kyle	3	DE Pryce, Trevor	1
WR Lelie, Ashley	16	DT Fatafehi, Mario	16
WR Smith, Rod	16	DT Pope, Monsanto	15
WR Watts, Darius	2	LB Spragan, Donnie	14
TE Carswell, Dwayne	14	LB Williams, D.J.	14
TE Hape, Patrick	5	LB Wilson, Al	16
TE Putzier, Jeb	5	CB Alexander, Roc	1
C Nalen, Tom	16	CB Bailey, Champ	16
T Foster, George	16	CB Herndon, Kelly	16
T Lepsis, Matt	16	CB Middlebrooks, Willie	2
G Neil, Dan	12	CB Walls, Lenny	1
G Hamilton, Ben	16	S Ferguson, Nick	1
G Carlisle, Cooper	3	S Kennedy, Kenoy	16
		S Lynch, John	15

2004 COACHES

Mike Shanahan (Head Coach), **Gary Kubiak** (Offensive Coordinator), **Larry Coyer** (Defensive Coordinator), **Ronnie Bradford** (Special Teams), **Jacob Burney** (Defensive Line), **Troy Calhoun** (Offensive Asst./Special Teams), **Rick Dennison** (Offensive Line), **Kirk Doll** (Assistant Defensive Backs), **David Gibbs** (Defensive Backs - through 11/10), **Pat McPherson** (Quarterbacks), **Keith Millard** (Asst. Defensive Line/Pass Rush Specialist), **Brian Pariani** (Tight Ends), **Greg Saporta** (Asst. Strength & Conditioning), **Cedric Smith** (Asst. Strength & Conditioning), **Jimmy Spencer** (Defensive Backs), **Bobby Turner** (Running Backs), **Rich Tuten** (Strength & Conditioning), **Steve Watson** (Wide Receivers).

2004 LEADERS / RANKINGS

INDIVIDUAL	PLAYER ..... NO.	AFC RANK	NFL RANK	NFL LEADER ..... NO.
Points	Elam 129	2	2	Vinatieri (NE) 141
Rushing Yards	Droughns 1,240	6	9	Martin (NYJ) 1,679
Passing Yards	Plummer 4,089	3	4	Culpepper (MIN) ...4,717
Passer Rating	Plummer 84.5	8	15	Manning (IND) 121.1
Receiving Yards	Smith 1,144	7	16	Muhammad (CAR) ..1,405
Receptions	Smith 79	9	20t	Mason (TEN) 92
Interceptions	Bailey 3	26t	48t	Reed (BAL) 9
Sacks	Hayward 10.5	3t	13t	Freeney (IND) 16.0

OFFENSE ..... NO.		AFC RANK	NFL RANK	NFL LEADER ..... NO.
Points Per Game	.....23.8	6	9	Indianapolis 32.6
Total Yards Per Game	.....395.8	3	5	Kansas City 418.4
Yards Per Play	.....5.9	3	5t	Indianapolis 6.7
Rushing Yards Per Game	.....145.8	3	4	Atlanta 167.0
Net Passing Yards Per Game	.....249.8	3	6	Indianapolis 288.9

DEFENSE ..... NO.		AFC RANK	NFL RANK	NFL LEADER ..... NO.
Points Per Game	.....18.6	7	10	Pittsburgh 14.6
Total Yards Per Game	.....278.7	3	4	Pittsburgh 258.4
Yards Per Play	.....4.9	5	7	Buffalo 4.3
Rushing Yards Per Game	.....94.5	3	4	Pittsburgh 81.2
Net Passing Yards Per Game	.....184.2	5	6	Miami 162.0

2004 KEY AWARDS

Pro Bowl (2): CB Champ Bailey, S John Lynch. **AP All-Pro (1):** CB Champ Bailey (first team).

2004 NFL STANDINGS

AFC EAST

Team	W	L	T	Pct	PF	PA
yz-New England	14	2	0	.875	437	260
x-New York Jets	10	6	0	.625	333	261
Buffalo	9	7	0	.563	395	284
Miami	4	12	0	.250	275	354

AFC NORTH

Team	W	L	T	Pct	PF	PA
*yz-Pittsburgh	15	1	0	.938	372	251
Baltimore	9	7	0	.563	317	268
Cincinnati	8	8	0	.500	374	372
Cleveland	4	12	0	.250	276	390

AFC SOUTH

Team	W	L	T	Pct	PF	PA
y-Indianapolis	12	4	0	.750	522	351
Jacksonville	9	7	0	.563	261	280
Houston	7	9	0	.438	309	339
Tennessee	5	11	0	.313	344	439

AFC WEST

Team	W	L	T	Pct	PF	PA
y-San Diego	12	4	0	.750	446	313
x-Denver	**10**	**6**	**0**	**.625**	**381**	**304**
Kansas City	7	9	0	.438	483	435
Oakland	5	11	0	.313	320	442

NFC EAST

Team	W	L	T	Pct	PF	PA
*yz-Philadelphia	13	3	0	.813	386	260
Dallas	6	10	0	.375	293	405
New York Giants	6	10	0	.375	303	347
Washington	6	10	0	.375	240	265

NFC NORTH

Team	W	L	T	Pct	PF	PA
y-Green Bay	10	6	0	.625	424	380
x-Minnesota	8	8	0	.500	405	395
Detroit	6	10	0	.375	296	350
Chicago	5	11	0	.313	231	331

NFC SOUTH

Team	W	L	T	Pct	PF	PA
yz-Atlanta	11	5	0	.688	340	337
New Orleans	8	8	0	.500	348	405
Carolina	7	9	0	.438	355	339
Tampa Bay	5	11	0	.313	301	304

NFC WEST

Team	W	L	T	Pct	PF	PA
y-Seattle	9	7	0	.563	371	373
x-St. Louis	8	8	0	.500	319	392
Arizona	6	10	0	.375	284	322
San Francisco	2	14	0	.125	259	452

*x – Playoffs; y – Division Title; z – First-round Bye; * – Home-field Advantage*

WILD CARD PLAYOFF GAMES

1/8 – St. Louis 27, at Seattle 20
1/8 – New York Jets 20, at San Diego 17
1/9 – at Indianapolis 49, Denver 24
1/9 – Minnesota 31, at Green Bay 17

DIVISIONAL PLAYOFF GAMES

1/15 – at Pittsburgh 20, New York Jets 17
1/15 – at Atlanta 47, St. Louis 17
1/16 – at Philadelphia 27, Minnesota 14
1/16 – at New England 20, Indianapolis 3

CONFERENCE CHAMPIONSHIPS

1/23 – at Philadelphia 27, Atlanta 10
1/23 – New England 41, at Pittsburgh 27

SUPER BOWL XXXIX (JACKSONVILLE, FLA.)

2/6 – New England 24, Philadelphia 21

2003 FINAL STATISTICS (10-6)

Head Coach: Mike Shanahan **AFC West**: 2nd **Home Stadium**: INVESCO Field at Mile High

Date	W-L	Score	Opponent	Attendance
Sept 7	W	30-10	at Cincinnati	63,820
Sept 14	W	37-13	at San Diego	65,445
Sept 22	W	31-10	Oakland	76,753
Sept 28	W	20-16	Detroit	75,719
Oct 5	L	23-24	at Kansas City	78,903
Oct 12	W	17-14	Pittsburgh	75,974
Oct 19	L	20-28	at Minnesota	64,381
Oct 26	L	6-26	at Baltimore	69,721
Nov 3	L	26-30	New England	76,203
Nov 16	W	37- 8	San Diego	75,217
Nov 23	L	10-19	Chicago	75,540
Nov 30	W	22- 8	at Oakland	57,201
Dec 7	W	45-27	Kansas City	76,403
Dec 14	W	23-20	Cleveland (OT)	75,358
Dec 21	W	31-17	at Indianapolis	57,149
Dec 28	L	3-31	at Green Bay	70,299

TEAM STATISTICS	Den	Opp
TOTAL FIRST DOWNS	334	241
Rushing	133	77
Passing	162	141
Penalty	39	23
3RD DOWN: MADE/ATT	82/211	61/207
3rd Down Pct.	38.9	29.5
4TH DOWN: MADE/ATT	3/13	12/25
4th Down Pct.	23.1	48.0
POSSESSION AVG.	33:53	26:07
TOTAL NET YARDS	5598	4433
Avg. Per Game	349.9	277.1
Total Plays	1047	910
Avg. Per Play	5.3	4.9
NET YARDS RUSHING	2629	1605
Avg. Per Game	164.3	100.3
Total Rushes	543	379
NET YARDS PASSING	2969	2828
Avg. Per Game	185.6	176.8
Sacked/Yards Lost	25/157	36/221
Gross Yards	3126	3049
Att./Completions	479/280	495/265
Completion Pct.	58.5	53.5
Had Intercepted	18	9
PUNTS/AVERAGE	70/42.0	85/43.1
NET PUNTING AVG.	70/32.2	85/35.5
PENALTIES/YARDS	107/922	137/1031
FUMBLES/BALL LOST	24/6	27/11
TOUCHDOWNS	42	32
Rushing	20	11
Passing	19	17
Returns	3	4

SCORE BY PERIODS	1	2	3	4	OT	PTS
BRONCOS	110	122	74	72	3	381
OPPONENTS	63	87	45	106	0	301

SCORING	TD	Ru	Pa	Ret	PAT	FG	S	PTS
Elam	0	0	0	0	39/39	27/31	0	120
Portis	14	14	0	0			0	86
Sharpe	8	0	8	0			0	48
Anderson	5	3	2	0			0	30
Smith	4	0	3	1			0	24
Plummer	3	3	0	0			0	18
Droughns	2	0	2	0			0	12
Lelie	2	0	2	0			0	12
Carlisle	1	0	1	0			0	6
Carswell	1	0	1	0			0	6
Gold	1	0	0	1			0	6
O'Neal	1	0	0	1			0	6
Knorr	0	0	0	0	2/2	1/1	0	5
TEAM	0	0	0	0	0/0	0/0	1	2
BRONCOS	**42**	**20**	**19**	**3**	**41/41**	**28/32**	**1**	**381**
OPPONENTS	**32**	**11**	**17**	**4**	**28/29**	**25/28**	**1**	**301**

2-PT. CONVERSIONS: Portis, **BRONCOS 1-1, OPPONENTS 2-3**

SACKS: Berry 11.5, Hayward 8.5, Pryce 8.5, Fatafehi 2.5, Ferguson 1.0, Kennedy 1.0, Pope 1.0, Wilson 1.0, Team 1.0,
BRONCOS 36.0, OPPONENTS 25.0

PASSING	Att.	Comp.	Yds.	Comp.%	Yds/Att.	TD	TD%	Int	Int%	Long	Sack/Lost	Rating
Plummer	302	189	2182	62.6	7.23	15	5.0	7	2.3	60	14/73	91.2
Kanell	103	53	442	51.5	4.29	2	1.9	5	4.9	26	2/24	49.1
Beuerlein	63	33	389	52.4	6.17	2	3.2	5	7.9	38	9/60	49.0
J. Jackson	9	4	41	44.4	4.56	0	0.0	1	11.1	16	0/0	18.5
Knorr	1	0	0	0.0	0.00	0	0.0	0	0.0	0	0/0	39.6
Smith	1	1	72	100.0	72.00	0	0.0	0	0.0	72	0/0	118.8
BRONCOS	**479**	**280**	**3126**	**58.5**	**6.53**	**19**	**4.0**	**18**	**3.8**	**72**	**25/157**	**75.6**
OPPONENTS	**495**	**265**	**3049**	**53.5**	**6.16**	**17**	**3.4**	**9**	**1.8**	**66t**	**36/221**	**76.2**

RUSHING	No.	Yds.	Avg.	Long	TD
Portis	290	1591	5.5	65t	14
Griffin	94	345	3.7	23	0
Anderson	70	257	3.7	44	3
Plummer	37	205	5.5	40	3
Smith	10	98	9.8	26	0
Lelie	8	43	5.4	13	0
Sapp	12	31	2.6	5	0
Droughns	6	14	2.3	12	0
Beuerlein	5	13	2.6	7	0
Madise	1	10	10.0	10	0
Jackson	1	9	9.0	9	0
Cole	2	8	4.0	8	0
Kanell	6	5	0.8	9	0
O'Neal	1	0	0.0	0	0
BRONCOS	**543**	**2629**	**4.8**	**65t**	**20**
OPPONENTS	**379**	**1605**	**4.2**	**98t**	**11**

RECEIVING	No.	Yds.	Avg.	Long	TD
Smith	74	845	11.4	38	3
Sharpe	62	770	12.4	28	8
Portis	38	314	8.3	72	0
Lelie	37	628	17.0	60	2
McCaffrey	19	195	10.3	23	0
Anderson	12	53	4.4	18	2
Droughns	9	87	9.7	15	2
Griffin	8	61	7.6	24	0
D. Carswell	6	53	8.8	19	1
Putzier	4	34	8.5	13	0
Cole	3	36	12.0	18	0
Hape	3	30	10.0	12	0
Madise	2	10	5.0	5	0
O'Neal	2	4	2.0	3	0
Carlisle	1	6	6.0	6t	1
BRONCOS	**280**	**3126**	**11.2**	**72**	**19**
OPPONENTS	**265**	**3049**	**11.5**	**66t**	**17**

INTERCEPTIONS	No.	Yds.	Avg.	Long	TD
K. Herndon	3	19	6.3	16	0
Gold	2	14	7.0	12t	1
O'Neal	1	6	6.0	6	0
Brandon	1	0	0.0	0	0
Kennedy	1	0	0.0	0	0
Walls	1	0	0.0	0	0
BRONCOS	**9**	**39**	**4.3**	**16**	**1**
OPPONENTS	**18**	**319**	**17.7**	**41**	**2**

PUNTING	No.	Yds.	Avg.	Net	TB	In20	Long	B
Knorr	68	2937	43.2	32.2	6	14	62	2
BRONCOS	**70**	**2937**	**42.0**	**32.2**	**6**	**14**	**62**	**2**
OPPONENTS	**85**	**3663**	**43.1**	**35.5**	**10**	**19**	**64**	**1**

PUNT RETURNS	No.	FC	Yds.	Avg.	Long	TD
O'Neal	33	10	315	9.5	57t	1
Smith	6	8	127	21.2	65t	1
BRONCOS	**39**	**18**	**442**	**11.3**	**65t**	**2**
OPPONENTS	**46**	**5**	**560**	**12.2**	**93t**	**1**

KICKOFF RETURNS	No.	Yds.	Avg.	Long	TD
Cole	30	714	23.8	34	0
Droughns	12	293	24.4	36	0
O'Neal	8	128	16.0	24	0
Madise	5	137	27.4	83	0
Anderson	2	14	7.0	14	0
Fatafehi	1	0	0.0	0	0
Putzier	1	16	16.0	16	0
BRONCOS	**59**	**1302**	**22.1**	**83**	**0**
OPPONENTS	**73**	**1679**	**23.0**	**63**	**0**

FIELD GOALS	1-19	20-29	30-39	40-49	50+
Elam	0/0	10/11	6/6	9/11	2/3
Knorr	0/0	1/1	0/0	0/0	0/0
BRONCOS	**0/0**	**11/12**	**6/6**	**9/11**	**2/3**
OPPONENTS	**1/1**	**10/10**	**4/5**	**8/10**	**2/2**

ELAM: (51G,27G,39G)(30G,45G,34G)(20G)(37G,41G)(48G,29G,21G,53N)(47G)(46G,46G)(28G,22G)(44N,43G)(42G,22G,29N)(40N,25G)()(47G)(51G,36G,25G)(24G)(31G) **KNORR:** ()()()()()()()()(27G)()()()()()

OPPONENTS: (26G)(19G,25G)(41G)(53G)(23G)(24G,26G)()(45N,25G,39G,22G,29G)(40G,46G,28G)()(33G,23G,54G,47G)(46G,48G)()(38N,39G,48G)(40G)(33G,40N)

2003 DEFENSIVE STATS

(based on coaches' film review)

	TT	UT	A	S-YDS	I-YDS	PD	FF	FR
1 Wilson	128	99	29	1-5	0-0	7	0	2
2 K. Herndon	78	65	13	0-0	3-19	14	2	0
3 Spragan	76	56	20	0-0	0-0	6	0	1
4 Ferguson	72	58	14	1-13	0-0	3	2	0
5 Walls	68	58	10	0-0	1-0	20	1	1
6 Kennedy	65	51	14	1-0	1-0	11	1	2
Berry	65	40	25	11.5-52	0-0	4	3	1
8 Sykes	64	49	15	0-0	0-0	0	1	0
9 Brandon	57	44	13	0-0	1-0	6	0	0
10 Pryce	51	41	10	8.5-58.5	0-0	0	2	1
11 Mobley	46	32	14	0-0	0-0	3	0	0
12 Hayward	44	32	12	8.5-47	0-0	5	2	2
Fatafehi	44	29	15	2.5-14.5	0-0	2	1	0
14 Holland	42	22	20	0-0	0-0	3	0	0
15 Gold	39	34	5	0-0	2-14	6	0	0
16 Pope	26	16	10	1-14	0-0	1	1	0
17 O'Neal	22	19	3	0-0	1-6	2	0	0
18 Davis	19	11	8	0-0	0-0	1	1	0
19 Gardener	15	10	5	0-0	0-0	0	0	0
20 Spencer	11	10	1	0-0	0-0	4	0	0
21 Burns	4	4	0	0-0	0-0	0	0	0
22 Pierce	3	2	1	0-0	0-0	0	0	0
Middlebrooks	3	3	0	0-0	0-0	1	0	0
24 McNeil	1	1	0	0-0	0-0	0	0	0
Young	1	1	0	0-0	0-0	0	0	0
Rutledge	1	0	1	0-0	0-0	0	0	0
27 Team	0	0	0	1-0	0-0	0	0	0
TOTALS	**1,045**	**787**	**258**	**36-204**	**9-39**	**99**	**17**	**10**

2003 GAMES STARTED

OFFENSE		DEFENSE	
QB Beuerlein, Steve	2	DE Berry, Bertrand	16
QB Jackson, Jarious	1	DE Hayward, Reggie	2
QB Kanell, Danny	2	DE Pryce, Trevor	16
QB Plummer, Jake	11	DT Fatafehi, Mario	9
RB Anderson, Mike	5	DT Gardener, Daryl	2
RB Droughns, Reuben	4	DT Holland, Darius	14
RB Griffin, Quentin	1	DT Pope, Monsanto	5
RB Portis, Clinton	13	LB Gold, Ian	6
WR Lelie, Ashley	10	LB Mobley, John	7
WR McCaffrey, Ed	7	LB Spragan, Donnie	8
WR Smith, Rod	15	LB Sykes, Jashon	8
TE Carswell, Dwayne	10	LB Wilson, Al	16
TE Sharpe, Shannon	15	CB Herndon, Kelly	11
C Nalen, Tom	16	CB O'Neal, Deltha	6
T Brockermeyer, Blake	2	CB Spencer, Jimmy	2
T Lepsis, Matt	16	CB Walls, Lenny	16
T Salaam, Ephraim	14	S Brandon, Sam	10
G Carlisle, Cooper	2	S Ferguson, Nick	10
G Hamilton, Ben	16	S Kennedy, Kenoy	12
G Neil, Dan	14		

2003 COACHES

Mike Shanahan (Head Coach), **Gary Kubiak** (Offensive Coordinator), **Larry Coyer** (Defensive Coordinator), **Ronnie Bradford** (Special Teams Asst.), **Jacob Burney** (Defensive Line), **Frank Bush** (Special Teams), **Troy Calhoun** (Defensive Asst.), **Rick Dennison** (Offensive Line), **Alex Gibbs** (Asst. Head Coach/Offensive Line), **David Gibbs** (Secondary), **Pat McPherson** (Quarterbacks), **Keith Millard** (Asst. Defensive Line/Pass Rush Specialist), **Brian Pariani** (Tight Ends), **Greg Saporta** (Asst. Strength & Conditioning), **Cedric Smith** (Asst. Strength & Conditioning), **Jimmy Spencer** (Player/Asst. Defensive Backs), **Bobby Turner** (Running Backs), **Rich Tuten** (Strength & Conditioning), **Steve Watson** (Wide Receivers).

2003 LEADERS / RANKINGS

INDIVIDUAL	PLAYER	NO.	AFC RANK	NFL RANK	NFL LEADER	NO.
Points	Elam	120	5	7t	Wilkins (STL)	163
Rushing Yards	Portis	1,591	3	5	Lewis (BAL)	2,066
Passing Yards	Plummer	2,182	9	26	Manning (IND)	4,047
Passer Rating	Plummer	91.2	4	5	McNair (TEN)	100.4
Receiving Yards	Smith	845	13	25	Holt (STL)	1696
Receptions	Smith	74	7t	16t	Holt (STL)	117
Interceptions	Herndon	3	19t	40t	Parrish (SF)/Russell (MIN)	9
Sacks	Berry	11.5	5t	9t	Strahan (NYG)	18

OFFENSE	NO.	AFC RANK	NFL RANK	NFL LEADER	NO.
Points Per Game	23.8	5	10	Kansas City	30.3
Total Yards Per Game	349.9	3	7	Minnesota	393.4
Yards Per Play	5.5	4	8	Minnesota	6.2
Rushing Yards Per Game	164.3	2	2	Baltimore	166.8
Net Passing Yards Per Game	185.6	10	22	Indianapolis	261.2

DEFENSE	NO.	AFC RANK	NFL RANK	NFL LEADER	NO.
Points Per Game	18.8	6	9	New England	14.9
Total Yards Per Game	277.1	3	4	Dallas	253.5
Yards Per Play	5.1	6	9	Baltimore	4.4
Rushing Yards Per Game	100.3	6	7	Tennessee	80.9
Net Passing Yards Per Game	176.8	4	6	Dallas	164.4

2003 KEY AWARDS

Pro Bowl (3): C Tom Nalen, RB Clinton Portis, LB Al Wilson. **AP All-Pro (1):** C Tom Nalen (first team). **NFL Alumni Offensive Lineman of the Year:** C Tom Nalen.

2003 NFL STANDINGS

AFC EAST

Team	W	L	T	Pct	PF	PA
*yz-New England	14	2	0	.875	348	238
Miami	10	6	0	.625	311	261
Buffalo	6	10	0	.375	243	279
New York Jets	6	10	0	.375	283	299

AFC NORTH

Team	W	L	T	Pct	PF	PA
y-Baltimore	10	6	0	.625	391	281
Cincinnati	8	8	0	.500	346	384
Pittsburgh	6	10	0	.375	300	327
Cleveland	5	11	0	.313	254	322

AFC SOUTH

Team	W	L	T	Pct	PF	PA
y-Indianapolis	12	4	0	.750	447	336
x-Tennessee	12	4	0	.750	435	324
Houston	5	11	0	.313	255	380
Jacksonville	5	11	0	.313	276	331

AFC WEST

Team	W	L	T	Pct	PF	PA
yz-Kansas City	13	3	0	.813	484	332
x-Denver	**10**	**6**	**0**	**.625**	**381**	**301**
Oakland	4	12	0	.250	270	379
San Diego	4	12	0	.250	313	441

NFC EAST

Team	W	L	T	Pct	PF	PA
*yz-Philadelphia	12	4	0	.750	374	287
x-Dallas	10	6	0	.625	289	260
Washington	5	11	0	.313	287	372
New York Giants	4	12	0	.250	243	387

NFC NORTH

Team	W	L	T	Pct	PF	PA
y-Green Bay	10	6	0	.625	442	307
Minnesota	9	7	0	.563	416	353
Chicago	7	9	0	.438	283	346
Detroit	5	11	0	.313	270	379

NFC SOUTH

Team	W	L	T	Pct	PF	PA
y-Carolina	11	5	0	.688	325	304
New Orleans	8	8	0	.500	340	326
Tampa Bay	7	9	0	.438	301	264
Atlanta	5	11	0	.313	299	422

NFC WEST

Team	W	L	T	Pct	PF	PA
yz-St. Louis	12	4	0	.750	447	328
x-Seattle	10	6	0	.625	404	327
San Francisco	7	9	0	.438	384	337
Arizona	4	12	0	.250	225	452

*x – Playoffs; y – Division Title; z – First-round Bye; * – Home-field Advantage*

WILD CARD PLAYOFF GAMES

1/3 – Tennessee 20, Baltimore 17
1/3 – Carolina 29, Dallas 10
1/4 – Green Bay 33, Seattle 27 (OT)
1/4 – Indianapolis 41, Denver 10

DIVISIONAL PLAYOFF GAMES

1/10 – Carolina 29, St. Louis 23 (2 OT)
1/10 – New England 17, Tennessee 14
1/11 – Indianapolis 38, Kansas City 31
1/11 – Philadelphia 20, Green Bay 17 (OT)

CONFERENCE CHAMPIONSHIPS

1/18 – Carolina 14, Philadelphia 3
1/18 – New England 24, Indianapolis 14

SUPER BOWL XXXVIII (HOUSTON)

2/1 – New England 32, Carolina 29

2002 FINAL STATISTICS (9-7)

Head Coach: Mike Shanahan **AFC West**: 2nd **Home Stadium**: INVESCO Field at Mile High

Date	W-L	Score	Opponent	Attendance
Sept 8	W	23-16	St. Louis	75,710
Sept 15	W	24-14	at San Francisco	67,685
Sept 22	W	28-23	Buffalo	75,359
Sept 30	L	23-34	at Baltimore	69,538
Oct 6	W	26-9	San Diego	75,065
Oct 13	L	22-24	Miami	75,941
Oct 20	W	37-34	at Kansas City (OT)	78,446
Oct 27	W	24-16	at New England	68,436
Nov 11	L	10-34	Oakland	76,643
Nov 17	W	31-9	at Seattle	65,495
Nov 24	L	20-23	Indianapolis (OT)	75,075
Dec 1	L	27-30	at San Diego (OT)	66,357
Dec 8	L	13-19	at New York Jets	78,521
Dec 15	W	31-24	Kansas City	75,947
Dec 22	L	16-28	at Oakland	62,592
Dec 29	W	37-7	Arizona	75,164

TEAM STATISTICS	Den	Opp
TOTAL FIRST DOWNS	357	298
Rushing	125	100
Passing	199	176
Penalty	33	22
3RD DOWN: MADE/ATT	77/202	97/220
3rd Down Pct.	38.1	44.1
4TH DOWN: MADE/ATT	16/23	3/6
4th Down Pct.	69.6	50.0
POSSESSION AVG.	30:29	29:31
TOTAL NET YARDS	6090	4826
Avg. Per Game	380.6	301.6
Total Plays	1057	985
Avg. Per Play	5.8	4.9
NET YARDS RUSHING	2266	1489
Avg. Per Game	141.6	93.1
Total Rushes	457	379
NET YARDS PASSING	3824	3337
Avg. Per Game	239.0	208.6
Sacked/Yards Lost	46/315	40/251
Gross Yards	4139	3588
Att./Completions	554/359	566/360
Completion Pct.	64.8	63.6
Had Intercepted	20	9
PUNTS/AVERAGE	55/39.0	77/40.9
NET PUNTING AVG.	55/32.8	77/34.8
PENALTIES/YARDS	104/877	99/829
FUMBLES/BALL LOST	21/7	23/13
TOUCHDOWNS	45	39
Rushing	21	21
Passing	21	15
Returns	3	3

SCORE BY PERIODS	1	2	3	4	OT	PTS
BRONCOS	70	93	93	133	3	392
OPPONENTS	34	126	76	102	6	344

SCORING	TD	Ru	Pa	Ret	PAT	FG	S	PTS
Elam	0	0	0	0	42/43	26/36	0	120
Portis	17	15	2	0	0/0	0/0	0	102
R. Smith	5	0	5	0	0/0	0/0	0	30
Anderson	4	2	2	0	0/0	0/0	0	24
Sharpe	3	0	3	0	0/0	0/0	0	18
Droughns	2	1	1	0	0/0	0/0	0	12
Hape	2	0	2	0	0/0	0/0	0	12
Lelie	2	0	2	0	0/0	0/0	0	12
McCaffrey	2	0	2	0	0/0	0/0	0	12
O'Neal	2	0	0	2	0/0	0/0	0	12
Beuerlein	1	1	0	0	0/0	0/0	0	6
Carswell	1	0	1	0	0/0	0/0	0	6
Gary	1	1	0	0	0/0	0/0	0	6
Griese	1	1	0	0	0/0	0/0	0	6
McGlockton	1	0	0	1	0/0	0/0	0	6
Montgomery	1	0	1	0	0/0	0/0	0	6
TEAM	0	0	0	0	0/0	0/0	1	2
BRONCOS	**45**	**21**	**21**	**3**	**42/43**	**26/36**	**1**	**392**
OPPONENTS	**39**	**21**	**15**	**3**	**33/34**	**25/32**	**0**	**344**

2-PT. CONVERSIONS: **BRONCOS 0-2, OPPONENTS 1-5**

SACKS: Pryce 9.0, Berry, 6.5, Gold, 6.5, Wilson 5.0, Pope 4.0, McGlockton 2.5, Dalton 1.0, Mobley 1.0, Poole 1.0, Reagor 1.0, Reese 0.5, **BRONCOS 40.0, OPPONENTS 46.0**

PASSING	Att.	Comp.	Yds.	Comp.%	Yds/Att.	TD	TD%	Int	Int%	Long	Sack/Lost	Rating
Griese	436	291	3214	66.7	7.37	15	3.4	15	3.4	82t	34/237	85.6
Beuerlein	117	68	925	58.1	7.91	6	5.1	5	4.3	52	12/78	82.7
Smith	1	0	0	0.0	0.0	0	0.0	0	0.0	0	0/0	39.6
BRONCOS	**554**	**359**	**4139**	**64.8**	**7.47**	**21**	**3.8**	**20**	**3.6**	**82t**	**46/315**	**84.8**
OPPONENTS	**566**	**360**	**3588**	**63.6**	**6.34**	**15**	**2.7**	**9**	**1.6**	**75t**	**40/251**	**83.7**

RUSHING	No.	Yds.	Avg.	Long	TD
Portis	273	1508	5.5	59	15
Anderson	84	386	4.6	32	2
Gary	37	147	4.0	26	1
Griese	37	107	2.9	13	1
Lelie	4	40	10.0	24	0
Montgomery	4	27	6.8	28	0
McCaffrey	2	22	11.0	17	0
Droughns	4	11	2.8	9	1
Beuerlein	5	9	1.8	8	1
R. Smith	6	9	1.5	9	0
Rouen TM	1	0	0.0	0	0
Knorr LG	1	-10	-10.0	-10	0
BRONCOS	**457**	**2266**	**5.0**	**59**	**21**
OPPONENTS	**379**	**1489**	**3.9**	**76**	**21**

RECEIVING	No.	Yds.	Avg.	Long	TD
R. Smith	89	1027	11.5	46	5
McCaffrey	69	903	13.1	69t	2
Sharpe	61	686	11.2	82t	3
Lelie	35	525	15.0	48	2
Portis	33	364	11.0	66t	2
Carswell	21	189	9.0	19	1
Anderson	18	167	9.3	52	2
Gary	18	148	8.2	19	0
Hape	6	26	4.3	7	2
Droughns	5	53	10.6	22t	1
Montgomery	4	51	12.8	21	1
BRONCOS	**359**	**4139**	**11.5**	**82t**	**21**
OPPONENTS	**360**	**3588**	**10.0**	**75t**	**15**

INTERCEPTIONS	No.	Yds.	Avg.	Long	TD
O'Neal	5	70	14.0	28t	2
Reagor	1	31	31.0	31	0
Walker	1	8	8.0	8	0
K. Herndon	1	0	0.0	0	0
Washington	1	-2	-2.0	-2	0
BRONCOS	**9**	**107**	**11.9**	**31**	**2**
OPPONENTS	**20**	**310**	**15.5**	**98t**	**2**

PUNTING	No.	Yds.	Avg.	Net	TB	In20	Long	B
Knorr LG	71	2834	39.9	34.8	6	19	59	0
Knorr TM	24	906	37.8	34.1	2	8	59	0
Rouen TM	29	1239	42.7	31.7	4	6	63	2
BRONCOS	**55**	**2145**	**39.0**	**32.8**	**6**	**14**	**63**	**2**
OPPONENTS	**77**	**3153**	**40.9**	**34.8**	**10**	**23**	**70**	**2**

PUNT RETURNS	No.	FC	Yds.	Avg.	Long	TD
O'Neal	30	7	251	8.4	53	0
Poole	4	0	24	6.0	16	0
BRONCOS	**34**	**7**	**275**	**8.1**	**53**	**0**
OPPONENTS	**23**	**10**	**223**	**9.7**	**40**	**0**

KICKOFF RETURNS	No.	Yds.	Avg.	Long	TD
Droughns	20	516	25.8	53	0
Kasper TM	15	393	26.2	56	0
Montgomery	15	370	24.7	40	0
Reagor	4	74	18.5	25	0
Anderson	2	39	19.5	23	0
Carswell	2	14	7.0	14	0
Coleman	1	6	6.0	6	0
Gary	1	13	13.0	13	0
Hape	1	16	16.0	16	0
O'Neal	1	15	15.0	15	0
BRONCOS	**62**	**1456**	**23.5**	**56**	**0**
OPPONENTS	**81**	**1781**	**22.0**	**66**	**0**

FIELD GOALS	1-19	20-29	30-39	40-49	50+
Elam	1/1	9/9	7/9	5/11	4/6
BRONCOS	**1/1**	**9/9**	**7/9**	**5/11**	**4/6**
OPPONENTS	**0/0**	**8/8**	**5/7**	**8/13**	**4/4**

ELAM: (41G,34G,32G)(28G)(49N)(40G,57N,44N)(36G,43B)(33G,52G,23G,40G,55G)(32G,33G,25G)(48N,19G,39N)(27G)(40N,45G)()(54G,24G,53N)(22G,23G,33N,46N)(30G)(25G)(44G,54G,21G)

OPPONENTS: (41G,43G,39N,39G)()(38G) (23G,41G)(24G)(48N,53G)(41G,32G,43N)(26G)(47G,32G)(52G,37G,29G)(41G,54G,51G)(42N,20G,40G,49N,38B,27G)(43G,21G)(43N,21G)()()

2002 DEFENSIVE STATS

(based on coaches' film review)

	TT	UT	A	S-YDS	I-YDS	PD	FF	FR
1 Wilson	199	158	41	5-35	0-0	4	1	2
2 Gold	166	130	36	6.5-34	0-0	5	3	1
3 Mobley	142	106	36	1-9	0-0	7	1	2
4 Kennedy	98	72	26	0-0	0-0	8	0	0
5 Walker	69	60	9	0-0	1-8	14	0	0
6 O'Neal	68	59	9	0-0	5-70	15	0	0
7 McGlockton	63	42	21	2.5-12	0-0	3	0	1
8 Pryce	61	51	10	9-68.0	0-0	1	1	1
9 Reese	58	48	10	0.5-6	0-0	5	1	0
10 Poole	55	51	4	1-6	0-0	10	1	0
11 Pittman	50	39	11	0-0	0-0	0	1	0
12 Dalton	39	33	6	1-13.0	0-0	1	1	0
13 Reagor	24	16	8	1-9.0	1-31	1	0	0
14 Pope	22	19	3	4-16.0	0-0	1	0	0
15 Brandon	18	16	2	0-0	0-0	2	1	1
16 Berry	14	12	2	6.5-30.0	0-0	2	0	2
17 Washington	13	9	4	0-0	1--2	1	0	0
18 Hayward	10	7	3	0-0	0-0	0	0	0
19 Spencer	4	4	0	0-0	0-0	1	0	0
20 Team	2	2	0	2-13.0	0-0	0	0	0
21 Burns	1	1	0	0-0	0-0	0	0	0
22 K. Herndon	0	0	0	0-0	1-0	1	0	0
TOTALS	**1,176**	**935**	**241**	**40-251**	**9-107**	**82**	**11**	**10**

2002 GAMES STARTED

OFFENSE

QB	Beuerlein, Steve	3
QB	Griese, Brian	13
RB	Anderson, Mike	12
RB	Gary, Olandis	2
RB	Portis, Clinton	12
WR	Lelie, Ashley	1
WR	McCaffrey, Ed	16
WR	Smith, Rod	16
TE	Carswell, Dwayne	7
TE	Putzier, Jeb	1
TE	Sharpe, Shannon	13
C	Nalen, Tom	7
G/C	Hamilton, Ben	16
T	Brockermeyer, Blake	1
T	Lepsis, Matt	15
T	Salaam, Ephraim	16
G	Herndon, Steve	9
G	Neil, Dan	16

DEFENSE

DE	Berry, Bertrand	1
DE	Pittman, Kavika	15
DE	Pryce, Trevor	16
DT	Dalton, Lional	13
DT	McGlockton, Chester	15
DT	Pope, Monsanto	1
DT	Reagor, Montae	1
LB	Burns, Keith	1
LB	Gold, Ian	16
LB	Mobley, John	16
LB	Wilson, Al	15
CB	O'Neal, Deltha	14
CB	Poole, Tyrone	4
CB	Walker, Denard	16
S	Brandon, Sam	2
S	Kennedy, Kenoy	15
S	Reese, Izell	15

2002 COACHES

Mike Shanahan (Head Coach), **Jacob Burney** (Defensive Line), **Frank Bush** (Special Teams), **Larry Coyer** (Linebackers), **Rick Dennison** (Offensive Line), **Karl Dorrell** (Wide Receivers), **George Dyer** (Asst. to Head Coach), **Alex Gibbs** (Assistant Head Coach/Off. Line), **David Gibbs** (Secondary), **Gary Kubiak** (Off. Coord./QBs), **Anthony Lynn** (Special Teams Assistant), **Pat McPherson** (Off. Asst.), **Keith Millard** (Asst. Def. Line/Pass Rush Spec.), **Ron Milus** (Nickel Backs), **Brian Pariani** (Tight Ends), **Ray Rhodes** (Def. Coordinator), **Greg Saporta** (Asst. Strength & Cond.), **Cedric Smith** (Asst. Strength & Cond.), **Bobby Turner** (Running Backs), **Rich Tuten** (Strength & Conditioning), **Steve Watson** (Def. Asst.).

2002 LEADERS / RANKINGS

INDIVIDUAL	PLAYER ..... NO.	AFC RANK	NFL RANK	NFL LEADER ..... NO.
Points	Elam 120	3	7	Holmes (KC) 144
Rushing Yards	Portis 1,508	4	4	Williams (MIA) 1,853
Passing Yards	Griese 3,214	8	12	Gannon (OAK) 4,689
Passer Rating	Griese 85.6	8	15	Pennington (NYJ) ..104.2
Receiving Yards	R. Smith 1,027	9t	19t	Harrison (IND) 1,722
Receptions	R. Smith 89	8t	12t	Harrison (IND) 143
Interceptions	O'Neal 5	7t	10	Kelly (TB)/Woodson (OAK) ...8
Sacks	Pryce 9.0	7t	18t	Taylor (MIA) 18.5

OFFENSE ..... NO.	AFC RANK	NFL RANK	NFL LEADER ..... NO.
Points Per Game 24.5	3	7	Kansas City 29.2
Total Yards Per Game 380.6	2	3	Oakland 389.8
Yards Per Play 5.8	3	3	Kansas City 6.2
Rushing Yards Per Game 141.6	3	5	Minnesota 156.7
Net Passing Yards Per Game 239.0	5	8	Oakland 279.7

DEFENSE ..... NO.	AFC RANK	NFL RANK	NFL LEADER ..... NO.
Points Per Game 21.5	8	15	Tampa Bay 12.3
Total Yards Per Game 301.6	2	6	Tampa Bay 252.8
Yards Per Play 4.9	2	7	Tampa Bay 4.2
Rushing Yards Per Game 93.1	4	4	Pittsburgh 85.9
Net Passing Yards Per Game 208.6	9	17	Tampa Bay 155.6

2002 KEY AWARDS

Pro Bowl (2): DE Trevor Pryce, LB Al Wilson. **AP NFL Offensive Rookie of the Year:** RB Clinton Portis.

2002 NFL STANDINGS

AFC EAST

Team	W	L	T	Pct	PF	PA
y-New York Jets	9	7	0	.562	359	336
New England	9	7	0	.562	381	346
Miami	9	7	0	.562	378	301
Buffalo	8	8	0	.500	379	397

AFC NORTH

Team	W	L	T	Pct	PF	PA
y-Pittsburgh	10	5	1	.656	390	345
x-Cleveland	9	7	0	.562	344	320
Baltimore	7	9	0	.438	316	354
Cincinnati	2	14	0	.125	279	456

AFC SOUTH

Team	W	L	T	Pct	PF	PA
yz-Tennessee	11	5	0	.688	367	324
x-Indianapolis	10	6	0	.625	349	313
Jacksonville	6	10	0	.375	328	315
Houston	4	12	0	.250	213	356

AFC WEST

Team	W	L	T	Pct	PF	PA
*yz-Oakland	11	5	0	.688	450	304
Denver	**9**	**7**	**0**	**.562**	**392**	**344**
San Diego	8	8	0	.500	333	367
Kansas City	8	8	0	.500	467	399

NFC EAST

Team	W	L	T	Pct	PF	PA
*yz-Philadelphia	12	4	0	.750	415	241
x-New York Giants	10	6	0	.625	320	279
Washington	7	9	0	.438	307	365
Dallas	5	11	0	.312	217	329

NFC NORTH

Team	W	L	T	Pct	PF	PA
y-Green Bay	12	4	0	.750	398	328
Minnesota	6	10	0	.375	390	442
Chicago	4	12	0	.250	281	379
Detroit	3	13	0	.188	306	451

NFC SOUTH

Team	W	L	T	Pct	PF	PA
yz-Tampa Bay	12	4	0	.750	346	196
x-Atlanta	9	6	1	.594	402	314
New Orleans	9	7	0	.562	432	388
Carolina	7	9	0	.438	258	302

NFC WEST

Team	W	L	T	Pct	PF	PA
y-San Francisco	10	6	0	.625	367	351
St. Louis	7	9	0	.438	316	369
Seattle	7	9	0	.438	355	369
Arizona	5	11	0	.312	262	417

*x – Playoffs; y – Division Title; z – First-round Bye; * – Home-field Advantage*

WILD CARD PLAYOFF GAMES

1/4 – at New York Jets 41, Indianapolis 0
1/4 – Atlanta 27, at Green Bay 7
1/5 – at Pittsburgh 36, Cleveland 33
1/5 – at San Francisco 39, New York Giants 38

DIVISIONAL PLAYOFF GAMES

1/11 – at Philadelphia 20, Atlanta 6
1/11 – at Tennessee 34, Pittsburgh 31
1/12 – at Tampa Bay 31, San Francisco 6
1/12 – at Oakland 30, New York Jets 10

CONFERENCE CHAMPIONSHIPS

1/19 – Tampa Bay 27, at Philadelphia 10
1/19 – at Oakland 41, Tennessee 24

SUPER BOWL XXXVII (SAN DIEGO)

1/26 – Tampa Bay 48, Oakland 21

2001 FINAL STATISTICS (8-8)

Head Coach: Mike Shanahan **AFC West**: 3rd **Home Stadium**: INVESCO Field at Mile High

Date	W-L	Score	Opponent	Attendance
Sept 10	W	31-20	New York Giants	75,735
Sept 23	W	38-17	at Arizona	50,913
Sept 30	L	13-20	Baltimore	75,082
Oct 7	W	20-6	Kansas City	75,037
Oct 14	L	21-34	at Seattle	61,837
Oct 21	L	10-27	at San Diego	67,521
Oct 28	W	31-20	New England	74,750
Nov 5	L	28-38	at Oakland	62,637
Nov 11	W	26-16	San Diego	74,951
Nov 18	L	10-17	Washington	74,622
Nov 22	W	26-24	at Dallas	64,104
Dec 2	L	10-21	at Miami	73,938
Dec 9	W	20-7	Seattle	74,524
Dec 16	L	23-26	at Kansas City (OT)	77,778
Dec 30	W	23-17	Oakland	75,582
Jan 6	L	10-29	at Indianapolis	56,192

TEAM STATISTICS	Den	Opp
TOTAL FIRST DOWNS	304	292
Rushing	106	86
Passing	174	176
Penalty	24	30
3RD DOWN: MADE/ATT	83/219	63/191
3rd Down Pct.	37.9	33.0
4TH DOWN: MADE/ATT	4/10	4/10
4th Down Pct.	40.0	40.0
POSSESSION AVG.	31:23	28:37
TOTAL NET YARDS	4817	4774
Avg. Per Game	301.1	298.4
Total Plays	1034	960
Avg. Per Play	4.7	5.0
NET YARDS RUSHING	1877	1492
Avg. Per Game	117.3	93.3
Total Rushes	481	406
NET YARDS PASSING	2940	3282
Avg. Per Game	183.8	205.1
Sacked/Yards Lost	42/268	39/279
Gross Yards	3208	3561
Att./Completions	511/312	515/308
Completion Pct.	61.1	59.8
Had Intercepted	19	22
PUNTS/AVERAGE	82/44.7	77/47.0
NET PUNTING AVG.	82/36.5	77/38.1
PENALTIES/YARDS	95/917	100/853
FUMBLES/BALL LOST	24/8	26/15
TOUCHDOWNS	35	38
Rushing	7	9
Passing	26	23
Returns	2	6

SCORE BY PERIODS	1	2	3	4	OT	PTS
BRONCOS	50	128	89	73	0	340
OPPONENTS	65	94	58	119	3	339

SCORING	TD	Ru	Pa	Ret	PAT	FG	S	PTS
Elam	0	0	0	0	31/31	31/36	0	124
R. Smith	11	0	11	0			0	68
De. Clark	6	0	6	0			0	36
Anderson	4	4	0	0			0	26
Carswell	4	0	4	0			0	26
Hape	3	0	3	0			0	18
Frerotte	1	1	0	0			0	6
Gary	1	1	0	0			0	6
Griese	1	1	0	0			0	6
Kennison TM	1	0	1	0			0	6
McCaffrey	1	0	1	0			0	6
O'Neal	1	0	0	1			0	6
Walker	1	0	0	1			0	6
BRONCOS	**35**	**7**	**26**	**2**	**31/31**	**31/36**	**0**	**340**
OPPONENTS	**38**	**9**	**23**	**6**	**36/37**	**25/29**	**0**	**339**

2-PT. CONVERSIONS: Anderson, Carswell, R. Smith,
BRONCOS 3-4, OPPONENTS 0-1

SACKS: Pryce 7.0, Romanowski 7.0, Washington 4.0, Brown 3.0, Gold 3.0, Hayward 3.0, Wilson 3.0, Berry 2.0, Kennedy 2.0, McGlockton 1.0, Mobley 1.0, Pittman 1.0, Reagor 1.0, Woodall 1.0,
BRONCOS 39.0, OPPONENTS 42.0

RUSHING	No.	Yds.	Avg.	Long	TD
T. Davis	167	701	4.2	57	0
Anderson	175	678	3.9	62t	4
Gary	57	228	4.0	29	1
Griese	50	173	3.5	24	1
R. Smith	3	27	9.0	17	0
Kasper	3	19	6.3	27	0
Coleman	4	17	4.3	8	0
Frerotte	10	9	0.9	4t	1
Kennison TM	3	9	3.0	10	0
Jackson	5	7	1.4	4	0
Montgomery	1	5	5.0	5	0
Carter	1	4	4.0	4	0
Hape	2	0	0.0	0	0
BRONCOS	**481**	**1877**	**3.9**	**62t**	**7**
OPPONENTS	**406**	**1492**	**3.7**	**60t**	**9**

RECEIVING	No.	Yds.	Avg.	Long	TD
R. Smith	113	1343	11.9	65t	11
De. Clark	51	566	11.1	39	6
Carswell	34	299	8.8	25	4
Kennison TM	15	169	11.3	36	1
Hape	15	96	6.4	25	3
T. Davis	12	69	5.8	16	0
Montgomery	11	99	9.0	23	0
Carter	11	83	7.5	17	0
Cole	9	128	14.2	21	0
Kasper	8	84	10.5	21	0
Anderson	8	46	5.8	16	0
McCaffrey	6	94	15.7	28	1
Coleman	6	45	7.5	9	0
Poole	5	38	7.6	10	0
Gary	4	29	7.3	11	0
Dominguez	3	26	8.7	12	0
Griese	1	-6	-6.0	-6	0
BRONCOS	**312**	**3208**	**10.3**	**65t**	**26**
OPPONENTS	**308**	**3561**	**11.6**	**72t**	**23**

INTERCEPTIONS	No.	Yds.	Avg.	Long	TD
O'Neal	9	115	12.8	42	0
Walker	3	60	20.0	39t	1
Spencer	3	25	8.3	18	0
McGlockton	2	17	8.5	17	0
Brown	2	0	0.0	0	0
Mobley	1	17	17.0	17	0
Kennedy	1	6	6.0	6	0
Coghill	1	0	0.0	0	0
BRONCOS	**22**	**240**	**10.9**	**42**	**1**
OPPONENTS	**19**	**256**	**13.5**	**56t**	**2**

PUNTING	No.	Yds.	Avg.	Net	TB	In20	Long	B
Rouen	81	3668	45.3	36.5	8	25	64	1
BRONCOS	**82**	**3668**	**44.7**	**36.5**	**8**	**25**	**64**	**1**
OPPONENTS	**77**	**3618**	**47.0**	**38.1**	**14**	**26**	**90**	**0**

PUNT RETURNS	No.	FC	Yds.	Avg.	Long	TD
O'Neal	31	9	405	13.1	86t	1
BRONCOS	**31**	**9**	**405**	**13.1**	**86t**	**1**
OPPONENTS	**48**	**10**	**517**	**10.8**	**65t**	**1**

KICKOFF RETURNS	No.	Yds.	Avg.	Long	TD
Cole	48	1127	23.5	52	0
Kasper	14	372	26.6	37	0
Carter	2	44	22.0	24	0
De. Clark	1	11	11.0	11	0
Gary	1	18	18.0	18	0
D. Smith	1	4	4.0	4	0
BRONCOS	**67**	**1576**	**23.5**	**52**	**0**
OPPONENTS	**69**	**1526**	**22.1**	**88t**	**1**

FIELD GOALS	1-19	20-29	30-39	40-49	50+
Elam	0/0	11/11	8/8	10/13	2/4
BRONCOS	**0/0**	**11/11**	**8/8**	**10/13**	**2/4**
OPPONENTS	**0/0**	**12/13**	**3/3**	**8/10**	**2/3**

ELAM: (65N,37G)(49G,31G,35G)(43G,49G)(48G,24G) () (45G,42N)(50G)(39G,21G,48B)(25G,29G,26G,33G) (33G) (24G,50G,46G,28G)(45G)(42G,20G)(34G,45N,36G,49G) (27G,25G,42G)(54N,25G)

OPPONENTS: (63N)(28G)(29G,26G)(23G,35G)(44G, 23G) (21G,51G)(24G,44G)(31G)(29G)(48G)(43G)() (41N) (51G,43G,28N,41G,41N,32G)(28G)(22G,40G,45G,22G,25G)

PASSING	Att.	Comp.	Yds.	Comp.%	Yds/Att.	TD	TD%	Int	Int%	Long	Sack/Lost	Rating
Griese	451	275	2827	61.0	6.27	23	5.1	19	4.2	65t	38/241	78.5
Frerotte	48	30	308	62.5	6.42	3	6.3	0	0.0	26t	3/21	101.7
Jackson	12	7	73	58.3	6.08	0	0.0	0	0.0	19	1/6	76.0
BRONCOS	**511**	**312**	**3208**	**61.1**	**6.28**	**26**	**5.1**	**19**	**3.7**	**65t**	**42/268**	**80.6**
OPPONENTS	**515**	**308**	**3561**	**59.8**	**6.91**	**23**	**4.5**	**22**	**4.3**	**72t**	**39/279**	**77.8**

2001 DEFENSIVE STATS

(based on coaches' film review)

	TT	UT	A	S-YDS	I-YDS	PD	FF	FR
1 Mobley	133	101	32	1-6	1-17	3	2	3
2 Wilson	128	98	30	3-25	0-0	7	1	0
3 Romanowski	116	84	32	7-44	0-0	2	1	0
4 Brown	98	78	20	3-26	2-0	8	1	1
5 Kennedy	92	70	22	2-18	1-6	6	0	0
6 O'Neal	60	53	7	0-0	9-115	18	0	0
Washington	60	44	16	4-29	0-0	0	1	1
8 Pryce	55	42	13	7-50	0-0	3	2	0
9 Walker	52	44	8	0-0	3-60	3	0	0
10 Pittman	50	43	7	1-14	0-0	1	1	1
11 McGlockton	43	39	4	1-8	2-17	3	1	0
12 Gold	28	22	6	3-14	0-0	2	1	0
13 Spencer	23	21	2	0-0	3-25	9	0	1
14 Hayward	22	16	6	3-21	0-0	0	0	0
15 Berry	17	13	4	2-12	0-0	1	0	2
16 Lett	15	14	1	0-0	0-0	1	0	0
17 E. Davis	11	6	5	0-0	0-0	1	0	1
18 Coghill	6	5	1	0-0	1-0	0	0	0
Reagor	6	6	0	1-6	0-0	0	0	0
20 Johnson	5	4	1	0-0	0-0	0	0	0
21 Woodall	4	3	1	1-6	0-0	0	0	0
22 Burns	3	2	1	0-0	0-0	0	0	0
23 Jenkins	1	1	0	0-0	0-0	0	0	0
TOTAL	**1,028**	**809**	**219**	**39-279**	**22-240**	**68**	**11**	**10**

2001 GAMES STARTED

OFFENSE		DEFENSE	
QB Frerotte, Gus	1	DE Hayward, Reggie	2
QB Griese, Brian	15	DE Pittman, Kavika	14
RB Anderson, Mike	7	DE Washington, Keith	16
RB Davis, Terrell	8	DT McGlockton, Chester	16
RB Gary, Olandis	1	DT Pryce, Trevor	16
FB Carter, Tony	6	LB Mobley, John	16
FB Hape, Patrick	8	LB Romanowski, Bill	16
WR Cole, Chris	1	LB Wilson, Al	16
WR Kasper, Kevin	5	CB O'Neal, Deltha	16
WR McCaffrey, Ed	1	CB Spencer, Jimmy	1
WR Smith, Rod	14	CB Walker, Denard	15
TE Carswell, Dwayne	16	S Brown, Eric	16
TE Clark, Desmond	4	S Kennedy, Kenoy	16
C Nalen, Tom	16		
T Lepsis, Matt	16		
T Teague, Trey	16		
G Friedman, Lennie	14		
G Herndon, Steve	3		
G Neil, Dan	15		

2001 COACHES

Mike Shanahan (Head Coach), **Frank Bush** (Special Teams), **Larry Coyer** (Linebackers), **Rick Dennison** (Offensive Line), **Karl Dorrell** (Wide Receivers), **George Dyer** (Def. Line), **Alex Gibbs** (Asst. Head Coach/Off. Line), **David Gibbs** (Safeties), **Gary Kubiak** (Off. Coord./QBs), **Anthony Lynn** (Special Teams Asst.), **Pat McPherson** (Off. Asst.), **Ron Milus** (Def. Backs), **Brian Pariani** (Tight Ends), **Ray Rhodes** (Def. Coord.), **Greg Saporta** (Asst. Strength & Cond.), **Cedric Smith** (Asst. Strength & Cond.), **John Teerlinck** (Pass Rush Specialist), **Bobby Turner** (Running Backs), **Rich Tuten** (Strength & Cond.), **Steve Watson** (Def. Asst.), **Zaven Yaralian** (Head Coach's Asst.).

2001 LEADERS / RANKINGS

INDIVIDUAL	PLAYER ..... NO.	AFC RANK	NFL RANK	NFL LEADER ..... NO.
Points	Elam 124	2t	3t	Wilkins (STL) 127
Rushing Yards	Davis 701	14	24	Holmes (KC) 1,555
Passing Yards	Griese 2,827	13	23	Warner (STL) 4,830
Passer Rating	Griese 78.5	8	15	Warner (STL) 101.4
Receiving Yards	R. Smith 1,343	3	6	Boston (ARI) 1,598
Receptions	R. Smith 113	1	1	Smith (DEN) 113
Interceptions	O'Neal 9	2t	3t	Barber (TB)/Henry (CLE) ..10
Sacks	Pryce/Romanowski ..7	21t	37t	Strahan (NYG) 22.5

OFFENSE ..... NO.	AFC RANK	NFL RANK	NFL LEADER ..... NO.
Points Per Game 21.3	6t	9t	St. Louis 31.4
Total Yards Per Game 301.1	12	22	St. Louis 418.1
Yards Per Play 4.7	12	23t	St. Louis 6.6
Rushing Yards Per Game 117.3	6	10	Pittsburgh 173.4
Net Passing Yards Per Game 183.8	13	25	St. Louis 291.4

DEFENSE ..... NO.	AFC RANK	NFL RANK	NFL LEADER ..... NO.
Points Per Game 21.2	12	21	Chicago 12.7
Total Yards Per Game 298.4	4	8	Pittsburgh 258.6
Yards Per Play 5.0	8t	15t	Baltimore 4.4
Rushing Yards Per Game 93.3	4	6	Pittsburgh 74.7
Net Passing Yards Per Game 205.1	10	16	Miami 176.8

2001 KEY AWARDS

Pro Bowl (7): TE Dwayne Carswell, K Jason Elam, LB Ian Gold, CB Deltha O'Neal, DT Trevor Pryce, WR Rod Smith, LB Al Wilson. **AP All-Pro (3):** K Jason Elam (second team), DT Trevor Pryce (second team), WR Rod Smith (second team). **NFL Alumni Special Teams Player of the Year:** K Jason Elam.

2001 NFL STANDINGS

AFC EAST

Team	W	L	T	Pct	PF	PA
yz-New England	11	5	0	.688	371	272
x-Miami	11	5	0	.688	344	290
x-New York Jets	10	6	0	.625	308	295
Indianapolis	6	10	0	.375	413	486
Buffalo	3	13	0	.188	265	420

AFC CENTRAL

Team	W	L	T	Pct	PF	PA
*yz-Pittsburgh	13	3	0	.812	352	212
x-Baltimore	10	6	0	.625	303	265
Cleveland	7	9	0	.438	285	319
Tennessee	7	9	0	.438	336	388
Jacksonville	6	10	0	.375	294	286
Cincinnati	6	10	0	.375	226	309

AFC WEST

Team	W	L	T	Pct	PF	PA
y-Oakland	10	6	0	.625	399	327
Seattle	9	7	0	.562	301	324
Denver	**8**	**8**	**0**	**.500**	**340**	**339**
Kansas City	6	10	0	.375	320	344
San Diego	5	11	0	.312	332	321

NFC EAST

Team	W	L	T	Pct	PF	PA
y-Philadelphia	11	5	0	.688	343	208
Washington	8	8	0	.500	256	303
New York Giants	7	9	0	.438	294	321
Arizona	7	9	0	.438	295	343
Dallas	5	11	0	.312	246	338

NFC CENTRAL

Team	W	L	T	Pct	PF	PA
yz-Chicago	13	3	0	.812	338	203
x-Green Bay	12	4	0	.750	390	266
x-Tampa Bay	9	7	0	.562	324	280
Minnesota	5	11	0	.312	290	390
Detroit	2	14	0	.125	270	424

NFC WEST

Team	W	L	T	Pct	PF	PA
*yz-St. Louis	14	2	0	.875	503	273
x-San Francisco	12	4	0	.750	409	282
New Orleans	7	9	0	.438	333	409
Atlanta	7	9	0	.438	291	377
Carolina	1	15	0	.062	253	410

*x – Playoffs; y – Division Title; z – First-round Bye; * – Home-field Advantage*

WILD CARD PLAYOFF GAMES

1/12 – at Philadelphia 31, Tampa Bay 9
1/12 – at Oakland 38, New York Jets 24
1/13 – at Green Bay 25, San Francisco 15
1/13 – Baltimore 20, at Miami 3

DIVISIONAL PLAYOFF GAMES

1/19 – Philadelphia 33, at Chicago 19
1/19 – at New England 16, Oakland 13 (OT)
1/20 – at St. Louis 45, Green Bay 17
1/20 – at Pittsburgh 27, Baltimore 10

CONFERENCE CHAMPIONSHIPS

1/27 – at St. Louis 29, Philadelphia 24
1/27 – New England 24, at Pittsburgh 17

SUPER BOWL XXXVI (NEW ORLEANS)

2/3 – New England 20, St. Louis 17

2000 FINAL STATISTICS (11-5)

Head Coach: Mike Shanahan **AFC West**: 2nd **Home Stadium**: Mile High Stadium

Date	W-L	Score	Opponent	Attendance
Sept 4	L	36-41	at St. Louis	65,956
Sept 10	W	42-14	Atlanta	75,466
Sept 17	W	33-24	at Oakland	62,078
Sept 24	L	22-23	Kansas City	74,596
Oct 1	L	19-28	New England	75,684
Oct 8	W	21-7	at San Diego	56,079
Oct 15	W	44-10	Cleveland	75,811
Oct 22	L	21-31	at Cincinnati	61,603
Nov 5	W	30-23	at New York Jets	78,305
Nov 13	W	27-24	Oakland	75,951
Nov 19	W	38-37	San Diego	75,218
Nov 26	W	38-31	at Seattle	68,661
Dec 3	W	38-23	at New Orleans	64,900
Dec 10	W	31-24	Seattle	75,218
Dec 17	L	7-20	at Kansas City	78,406
Dec 23	W	38-9	San Francisco	76,098

TEAM STATISTICS	Den	Opp
TOTAL FIRST DOWNS	383	294
Rushing	124	80
Passing	223	189
Penalty	36	25
3RD DOWN: MADE/ATT	97/218	66/191
3rd Down Pct.	44.5	34.6
4TH DOWN: MADE/ATT	9/17	6/18
4th Down Pct.	52.9	33.3
POSSESSION AVG.	33:15	26:45
TOTAL NET YARDS	6554	5544
Avg. Per Game	409.6	346.5
Total Plays	1115	962
Avg. Per Play	5.9	5.8
NET YARDS RUSHING	2311	1598
Avg. Per Game	144.4	99.9
Total Rushes	516	344
NET YARDS PASSING	4243	3946
Avg. Per Game	265.2	246.6
Sacked/Yards Lost	30/221	44/251
Gross Yards	4464	4197
Att./Completions	569/354	574/310
Completion Pct.	62.2	54.0
Had Intercepted	12	27
PUNTS/AVERAGE	62/39.6	73/43.8
NET PUNTING AVG.	62/32.3	73/37.4
PENALTIES/YARDS	89/792	109/898
FUMBLES/BALL LOST	26/13	31/17
TOUCHDOWNS	58	45
Rushing	21	13
Passing	28	26
Returns	9	6

SCORE BY PERIODS	1	2	3	4	OT	PTS
BRONCOS	88	156	121	120	0	485
OPPONENTS	57	120	96	96	0	369

SCORING	TD	Ru	Pa	Ret	PAT	FG	S	PTS
Elam	0	0	0	0	49/49	18/24	0	103
Anderson	15	15	0	0			0	92
McCaffrey	9	0	9	0			0	56
R. Smith	9	1	8	0			0	54
Nedney TM	0	0	0	0	4/4	8/10	0	28
Lindsey LG	0	0	0	0	5/5	5/7	0	20
Carswell	3	0	3	0			0	18
De. Clark	3	0	3	0			0	18
Davis	2	2	0	0			0	12
Griffith	2	0	2	0			0	12
Spencer	2	0	0	2			0	12
Buckley	1	0	0	1			0	6
Chamberlain	1	0	1	0			0	6
Coleman	1	1	0	0			0	6
Crockett	1	0	0	1			0	6
Frerotte	1	1	0	0			0	6
Gold	1	0	0	1			0	6
Griese	1	1	0	0			0	6
Jenkins	1	0	0	1			0	6
McGriff	1	0	1	0			0	6
O'Neal	1	0	0	1			0	6
Pryce	1	0	0	1			0	6
D. Smith	1	0	1	0			0	6
Suttle	1	0	0	1			0	6
TEAM	0	0	0	0			1	2
BRONCOS	**58**	**21**	**28**	**9**	**53/53**	**26/34**	**1**	**485**
OPPONENTS	**45**	**13**	**26**	**6**	**42/43**	**19/23**	**0**	**369**

2-PT. CONVERSIONS: Anderson, McCaffrey, **BRONCOS 2-5, OPPONENTS 0-2**

SACKS: Pryce 12.0, Pittman 7.0, Wilson 5.0, Tanuvasa 4.0, Romanowski 3.5, Hasselbach 2.5, Gold 2.0, Mobley 2.0, Reagor 2.0, E. Brown 1.0, Crockett 1.0, Spencer 1.0, Traylor 1.0, **BRONCOS 44.0, OPPONENTS 30.0**

RUSHING	No.	Yds.	Avg.	Long	TD
Anderson	297	1487	5.0	80t	15
Davis	78	282	3.6	24	2
Coleman	54	183	3.4	24t	1
Griese	29	102	3.5	18	1
R. Smith	6	99	16.5	50t	1
Gary	13	80	6.2	25	0
Frerotte	22	64	2.9	13t	1
Harris TM	10	22	2.2	6	0
Griffith	5	4	0.8	3	0
Jackson	1	-1	-1.0	-1	0
Rouen	1	-11	-11.0	-11	0
BRONCOS	**516**	**2311**	**4.5**	**80t**	**21**
OPPONENTS	**344**	**1598**	**4.6**	**77t**	**13**

RECEIVING	No.	Yds.	Avg.	Long	TD
McCaffrey	101	1317	13.0	61	9
R. Smith	100	1602	16.0	49	8
Carswell	49	495	10.1	43t	3
De. Clark	27	339	12.6	44	3
Anderson	23	169	7.3	18	0
Chamberlain	22	283	12.9	38	1
Griffith	16	101	6.3	16	2
Brooks	3	51	17.0	25	0
Gary	3	10	3.3	7	0
McGriff	2	51	25.5	43t	1
Harris TM	2	19	9.5	16	0
Davis	2	4	2.0	5	0
Montgomery	1	10	10.0	10	0
Miller	1	7	7.0	7	0
Coleman	1	5	5.0	5	0
D. Smith	1	1	1.0	1t	1
BRONCOS	**354**	**4464**	**12.6**	**61**	**28**
OPPONENTS	**310**	**4197**	**13.5**	**83t**	**26**

INTERCEPTIONS	No.	Yds.	Avg.	Long	TD
Buckley	6	110	18.3	33	1
Jenkins	4	61	15.3	36t	1
Crockett	4	31	7.8	26t	1
Spencer	3	102	34.0	79t	2
Wilson	3	21	7.0	20	0
E. Brown	3	9	3.0	9	0
Romanowski	2	0	0.0	3	0
Mobley	1	9	9.0	9	0
Kennedy	1	0	0.0	0	0
BRONCOS	**27**	**343**	**12.7**	**79t**	**5**
OPPONENTS	**12**	**144**	**12.0**	**75t**	**1**

PUNTING	No.	Yds.	Avg.	Net	TB	In20	Long	B
Rouen	61	2455	40.2	32.3	9	18	62	1
Lindsey LG	3	117	39.0	32.3	1	0	46	0
BRONCOS	**62**	**2455**	**39.6**	**32.3**	**9**	**18**	**62**	**1**
OPPONENTS	**73**	**3196**	**43.8**	**37.4**	**5**	**25**	**69**	**1**

PUNT RETURNS	No.	FC	Yds.	Avg.	Long	TD
O'Neal	34	11	354	10.4	64	0
Buckley	2	1	10	5.0	11	0
BRONCOS	**36**	**12**	**364**	**10.1**	**64**	**0**
OPPONENTS	**23**	**9**	**270**	**11.7**	**86t**	**1**

KICKOFF RETURNS	No.	Yds.	Avg.	Long	TD
O'Neal	46	1102	24.0	87t	1
Cole	11	264	24.0	37	0
D. Smith	5	73	14.6	17	0
Chamberlain	2	25	12.5	13	0
Carswell	1	0	0.0	0	0
Miller	1	13	13.0	13	0
BRONCOS	**66**	**1477**	**22.4**	**87t**	**1**
OPPONENTS	**90**	**1934**	**21.5**	**100t**	**1**

FIELD GOALS	1-19	20-29	30-39	40-49	50+
Elam	0/0	7/7	6/7	4/9	1/1
Nedney TM	0/0	6/6	1/1	1/2	0/1
Nedney LG	2/2	0/0	1/3	2/2	0/0
BRONCOS	**0/0**	**13/13**	**7/8**	**5/11**	**1/2**
OPPONENTS	**3/3**	**5/5**	**3/4**	**8/11**	**0/0**

ELAM: (32G,38G,36G)(29G,51G)()()()()(22G,45N,45G,46G)(48N,48N)(31G, 41G,23G)(23G,41G)(26G,42N)(35G)(22G) (38G)(37N)(41N,20G)
LINDSEY, Jac-Den.: ()()()(30G,33N,19G)()(19G,48G)(49G,31N)
LINDSEY, Den.: ()()()()()()()()()()()
OPPONENTS:
()()(19G,49N)(42G)()(34N)(45G)(24G)(45G,26G,28G)(19G)(41G,31G,33G)(42G) (43N,30G,19G,42G)(23G)(40G,27G)(48N,44G)

PASSING	Att.	Comp.	Yds.	Comp.%	Yds/Att.	TD	TD%	Int	Int%	Long	Sack/Lost	Rating
Griese	336	216	2688	64.3	8.00	19	5.7	4	1.2	61	17/139	102.9
Frerotte	232	138	1776	59.5	7.66	9	3.9	8	3.4	44	12/77	82.1
Jackson	1	0	0	0.0	0.00	0	0.0	0	0.0	0	1/5	39.6
BRONCOS	**569**	**354**	**4464**	**62.2**	**7.85**	**28**	**4.9**	**12**	**2.1**	**61**	**30/221**	**94.2**
OPPONENTS	**574**	**310**	**4197**	**54.0**	**7.31**	**26**	**4.5**	**27**	**4.7**	**83t**	**44/251**	**73.1**

2000 DEFENSIVE STATS

(based on coaches' film review)

	TT	UT	A	S-YDS	I-YDS	PD	FF	FR
1 Mobley	133	92	41	2-16	1-9	10	2	0
2 Romanowski	121	88	33	3.5-17	2-0	3	2	2
3 Jenkins	109	87	22	0-0	4-61	7	3	0
4 Wilson	104	73	31	5-31	3-21	6	1	0
5 E. Brown	102	86	16	1-8	3-9	7	0	3
6 Traylor	53	44	9	1-0	0-0	2	2	1
7 Pryce	44	36	8	12-76.5	0-0	0	2	1
8 Spencer	40	35	5	1-1	3-102	6	1	0
9 Pittman	39	33	6	7-43	0-0	1	1	1
10 Buckley	33	32	1	0-0	6-110	8	0	0
11 Crockett	32	29	3	1-6	4-31	7	1	0
Tanuvasa	32	28	4	4-19	0-0	0	0	4
13 Gold	21	20	1	2-4	0-0	0	1	0
14 Cadrez	14	7	7	0-0	0-0	1	0	0
15 Reagor	13	13	0	2-19	0-0	1	0	0
Lodish	13	10	3	0-0	0-0	0	0	0
Hasselbach	13	8	5	2.5-10.5	0-0	0	1	0
18 Kennedy	6	6	0	0-0	1-0	0	0	0
19 Archambeau	2	2	0	0-0	0-0	0	0	0
O'Neal	2	2	0	0-0	0-0	5	1	1
Suttle	2	2	0	0-0	0-0	0	0	0
Burns	2	1	1	0-0	0-0	1	0	0
23 Coghill	1	1	0	0-0	0-0	0	1	0
TOTAL	**931**	**735**	**196**	**44-251**	**27-343**	**65**	**19**	**13**

2000 GAMES STARTED

OFFENSE		DEFENSE	
QB Frerotte, Gus	6	DE Hasselbach, Harald	1
QB Griese, Brian	10	DE Pittman, Kavika	15
RB Anderson, Mike	12	DE Tanuvasa, Maa	16
RB Davis, Terrell	4	DT Pryce, Trevor	16
FB Griffith, Howard	14	DT Traylor, Keith	16
WR McCaffrey, Ed	16	LB Cadrez, Glenn	3
WR Smith, Rod	16	LB Mobley, John	14
TE Carswell, Dwayne	16	LB Romanowski, Bill	16
TE Clark, Desmond	2	LB Wilson, Al	14
C Nalen, Tom	16	CB Buckley, Terrell	16
T Jones, Tony	16	CB Crockett, Ray	11
T Lepsis, Matt	16	CB Spencer, Jimmy	6
G Friedman, Lennie	8	S Brown, Eric	16
G Neil, Dan	16	S Jenkins, Billy	16
G Schlereth, Mark	8		

2000 COACHES

Mike Shanahan (Head Coach), **Frank Bush** (Nickel Package/Secondary), **Larry Coyer** (Linebackers), **Rick Dennison** (Special Teams), **Karl Dorrell** (Wide Receivers), **George Dyer** (Defensive Line), **Alex Gibbs** (Assistant Head Coach/Offensive Line), **Gary Kubiak** (Offensive Coordinator/Quarterbacks), **Anthony Lynn** (Special Teams Assistant), **Pat McPherson** (Offensive Assistant), **Ron Milus** (Defensive Backs), **Brian Pariani** (Tight Ends), **Greg Robinson** (Defensive Coordinator), **Greg Saporta** (Assistant Strength & Conditioning), **John Teerlinck** (Pass Rush Specialist), **Terry Tumey** (Defensive Assistant), **Bobby Turner** (Running Backs), **Rich Tuten** (Strength & Conditioning).

2000 LEADERS / RANKINGS

INDIVIDUAL	PLAYER ..... NO.	AFC RANK	NFL RANK	NFL LEADER ..... NO.
Points	Elam 103	10	17	Stover (BAL) 135
Rushing Yards	Anderson 1,487	3	4	James (IND) 1,709
Passing Yards	Griese 2,688	8	17	Manning (IND) 4,413
Passer Rating	Griese 102.9	1	1	Griese (DEN) 102.9
Receiving Yards	R. Smith 1,602	1	2	Holt (STL) 1,635
Receptions	McCaffrey 101	2	3	Harrison (IND) 102
Interceptions	Buckley 6	3t	7t	Sharper (GB) 9
Sacks	Pryce 12	5	9t	Glover (NO) 18

OFFENSE ..... NO.	AFC RANK	NFL RANK	NFL LEADER ..... NO.
Points Per Game 30.3	1	2	St. Louis 33.8
Total Yards Per Game 409.6	1	2	St. Louis 442.2
Yards Per Play 5.9	2	5	St. Louis 7.0
Rushing Yards Per Game 144.4	3	3	Oakland 154.4
Net Passing Yards Per Game 265.2	2	3	St. Louis 327.0

DEFENSE ..... NO.	AFC RANK	NFL RANK	NFL LEADER ..... NO.
Points Per Game 23.1	13	23	Baltimore 10.3
Total Yards Per Game 346.5	14	24	Tennessee 238.4
Yards Per Play 5.8	15	30	Tennessee 4.2
Rushing Yards Per Game 99.9	6	7	Baltimore 60.6
Net Passing Yards Per Game 246.6	16	31	Tennessee 151.5

2000 KEY AWARDS

Pro Bowl (4): QB Brian Griese, C Tom Nalen, DT Trevor Pryce, WR Rod Smith. **AP All-Pro (2):** C Tom Nalen (first team), WR Rod Smith (second team). **AP NFL Offensive Rookie of the Year:** RB Mike Anderson.

2000 NFL STANDINGS

AFC EAST

Team	W	L	T	Pct	PF	PA
y-Miami	11	5	0	.688	323	226
x-Indianapolis	10	6	0	.625	429	326
New York Jets	9	7	0	.563	321	321
Buffalo	8	8	0	.500	315	350
New England	5	11	0	.313	276	338

AFC CENTRAL

Team	W	L	T	Pct	PF	PA
*yz-Tennessee	13	3	0	.813	346	191
x-Baltimore	12	4	0	.750	333	165
Pittsburgh	9	7	0	.563	321	255
Jacksonville	7	9	0	.438	367	327
Cincinnati	4	12	0	.250	185	359
Cleveland	3	13	0	.188	161	419

AFC WEST

Team	W	L	T	Pct	PF	PA
yz-Oakland	12	4	0	.750	479	299
x-Denver	**11**	**5**	**0**	**.688**	**485**	**369**
Kansas City	7	9	0	.438	355	354
Seattle	6	10	0	.375	320	405
San Diego	1	15	0	.063	269	440

NFC EAST

Team	W	L	T	Pct	PF	PA
*yz-New York Giants	12	4	0	.750	328	246
x-Philadelphia	11	5	0	.688	351	245
Washington	8	8	0	.500	281	269
Dallas	5	11	0	.313	294	361
Arizona	3	13	0	.188	210	443

NFC CENTRAL

Team	W	L	T	Pct	PF	PA
yz-Minnesota	11	5	0	.688	397	371
x-Tampa Bay	10	6	0	.625	388	269
Detroit	9	7	0	.563	307	307
Green Bay	9	7	0	.563	353	323
Chicago	5	11	0	.313	216	355

NFC WEST

Team	W	L	T	Pct	PF	PA
y-St. Louis	10	6	0	.625	540	471
x-New Orleans	10	6	0	.625	354	305
Carolina	7	9	0	.438	310	310
San Francisco	6	10	0	.375	388	422
Atlanta	4	12	0	.250	252	413

*x – Playoffs; y – Division Title; z – First-round Bye; * – Home-field Advantage*

WILD CARD PLAYOFF GAMES

12/30 – at Miami 23, Indianapolis 17 (OT)
12/30 – at New Orleans 31, St. Louis 28
12/31 – at Baltimore 21, Denver 3
12/31 – at Philadelphia 21, Tampa Bay 3

DIVISIONAL PLAYOFF GAMES

1/6 – at Oakland 27, Miami 0
1/6 – at Minnesota 34, New Orleans 16
1/7 – Baltimore 24, at Tennessee 10
1/7 – at New York 20, Philadelphia 10

CONFERENCE CHAMPIONSHIPS

1/14 – Baltimore 16, at Oakland 3
1/14 – at New York Giants 41, Minnesota 0

SUPER BOWL XXXV (TAMPA, FLA.)

1/28 – Baltimore 34, New York Giants 7

1999 FINAL STATISTICS (6-10)

Head Coach: Mike Shanahan **AFC West**: 5th **Home Stadium**: Mile High Stadium

Date	W-L	Score	Opponent	Attendance
Sept 13	L	21-38	Miami	75,623
Sept 19	L	10-26	at Kansas City	78,683
Sept 26	L	10-13	at Tampa Bay	65,297
Oct 3	L	13-21	New York Jets	74,181
Oct 10	W	16-13	at Oakland	55,704
Oct 17	W	31-10	Green Bay	73,352
Oct 24	L	23-24	at New England	60,011
Oct 31	L	20-23	Minnesota	75,021
Nov 7	W	33-17	at San Diego	61,204
Nov 14	L	17-20	at Seattle	66,314
Nov 22	W	27-21	Oakland (OT)	70,012
Dec 5	L	10-16	Kansas City	73,855
Dec 13	L	24-27	at Jacksonville	71,357
Dec 19	W	36-30	Seattle (OT)	65,987
Dec 25	W	17-7	at Detroit	73,158
Jan 2	L	6-12	San Diego	69,278

TEAM STATISTICS	Den	Opp
TOTAL FIRST DOWNS	308	267
Rushing	107	88
Passing	168	154
Penalty	33	25
3RD DOWN: MADE/ATT	84/229	64/203
3rd Down Pct.	36.7	31.5
4TH DOWN: MADE/ATT	6/14	5/11
4th Down Pct.	42.9	45.5
POSSESSION AVG.	31:06	28:54
TOTAL NET YARDS	5283	4753
Avg. Per Game	330.2	297.1
Total Plays	1053	961
Avg. Per Play	5.0	4.9
NET YARDS RUSHING	1864	1737
Avg. Per Game	116.5	108.6
Total Rushes	465	440
NET YARDS PASSING	3419	3016
Avg. Per Game	213.7	188.5
Sacked/Yards Lost	34/227	50/283
Gross Yards	3646	3299
Att./Completions	554/319	471/273
Completion Pct.	57.6	58.0
Had Intercepted	18	15
PUNTS/AVERAGE	84/46.5	92/43.6
NET PUNTING AVG.	84/35.6	92/36.5
PENALTIES/YARDS	114/872	114/1016
FUMBLES/BALL LOST	33/10	29/11
TOUCHDOWNS	32	35
Rushing	13	15
Passing	16	17
Returns	3	3

SCORE BY PERIODS	1	2	3	4	OT	PTS
BRONCOS	79	58	77	88	12	314
OPPONENTS	34	115	62	107	0	318

SCORING	TD	Ru	Pa	Ret	PAT	FG	S	PTS
Elam	0	0	0	0	29/29	29/36	0	116
Gary	7	7	0	0			0	44
McCaffrey	7	0	7	0			0	42
R. Smith	4	0	4	0			0	24
Carswell	2	0	2	0			0	12
Chamberlain	2	0	2	0			0	12
Davis	2	2	0	0			0	12
Griese	2	2	0	0			0	12
Griffith	2	1	1	0			0	12
Cadrez	1	0	0	1			0	6
Loville	1	1	0	0			0	6
Romanowski	1	0	0	1			0	6
Watson	1	0	0	1			0	6
Pryce	0	0	0	0			1	2
TEAM	0	0	0	0			1	2
BRONCOS	**32**	**13**	**16**	**3**	**29/29**	**29/36**	**2**	**314**
OPPONENTS	**35**	**15**	**17**	**3**	**31/32**	**25/29**	**0**	**318**

2-PT. CONVERSIONS: Gary, **BRONCOS 1-1, OPPONENTS 1-3**

SACKS: Pryce 13.0, Cadrez 7.0, Tanuvasa 7.0, N. Smith 6.5, Williams 4.0, Hasselbach 2.5, Crockett 2.0, Wayne 2.0, E. Brown 1.5, Traylor 1.5, Bowens 1.0, Braxton 1.0, Wilson 1.0,
BRONCOS 50.0, OPPONENTS 34.0

PASSING	Att.	Comp.	Yds.	Comp.%	Yds/Att.	TD	TD%	Int	Int%	Long	Sack/Lost	Rating
Griese	452	261	3032	57.7	6.71	14	3.1	14	3.1	88	27/176	75.6
C. Miller	81	46	527	56.8	6.51	2	2.5	1	1.2	42	7/51	79.6
Brister	20	12	87	60.0	4.35	0	0.0	3	15.0	11	0/0	30.6
R. Smith	1	0	0	0.0	0.00	0	0.0	0	0.0	0	0/0	39.6
BRONCOS	**554**	**319**	**3646**	**57.6**	**6.58**	**16**	**2.9**	**18**	**3.2**	**88**	**34/227**	**73.6**
OPPONENTS	**471**	**273**	**3299**	**58.0**	**7.00**	**17**	**3.6**	**15**	**3.2**	**67**	**50/283**	**78.3**

RUSHING	No.	Yds.	Avg.	Long	TD
Gary	276	1159	4.2	71	7
Davis	67	211	3.1	26	2
Loville	40	203	5.1	36t	1
Griese	46	138	3.0	23	2
Griffith	17	66	3.9	13	1
C. Miller	8	40	5.0	13	0
Avery LG	5	21	4.2	11	0
Avery TM	5	21	4.2	11	0
Brister	2	17	8.5	17	0
D. Smith	1	7	7.0	7	0
Lynn	2	2	1.0	1	0
Rouen	1	0	0.0	0	0
BRONCOS	**465**	**1864**	**4.0**	**71**	**13**
OPPONENTS	**440**	**1737**	**3.9**	**54**	**15**

RECEIVING	No.	Yds.	Avg.	Long	TD
R. Smith	79	1020	12.9	71	4
McCaffrey	71	1018	14.3	78t	7
Chamberlain	32	488	15.3	88	2
Griffith	26	192	7.4	20	1
Carswell	24	201	8.4	20	2
Sharpe	23	224	9.7	24	0
Gary	21	159	7.6	21	0
Loville	11	50	4.5	15	0
Cooper	9	98	10.9	21	0
B. Miller	5	59	11.8	26	0
Avery LG	4	24	6.0	11	0
Avery TM	4	24	6.0	11	0
D. Smith	4	23	5.8	11	0
McGriff	3	37	12.3	15	0
Davis	3	26	8.7	10	0
Doering	3	22	7.3	9	0
Clark	1	5	5.0	5	0
BRONCOS	**319**	**3646**	**11.4**	**88**	**16**
OPPONENTS	**273**	**3299**	**12.1**	**67**	**17**

INTERCEPTIONS	No.	Yds.	Avg.	Long	TD
James	5	59	11.8	45	0
Romanowski	3	35	11.7	18t	1
Carter	2	48	24.0	34	0
Crockett	2	14	7.0	10	0
E. Brown	1	13	13.0	13	0
Coghill	1	0	0.0	0	0
Pryce	1	0	0.0	0	0
BRONCOS	**15**	**169**	**11.3**	**45**	**1**
OPPONENTS	**18**	**231**	**12.8**	**60**	**1**

PUNTING	No.	Yds.	Avg.	Net	TB	In20	Long	B
Rouen	84	3908	46.5	35.6	16	19	65	0
BRONCOS	**84**	**3908**	**46.5**	**35.6**	**16**	**19**	**65**	**0**
OPPONENTS	**92**	**4011**	**43.6**	**36.5**	**12**	**27**	**64**	**1**

PUNT RETURNS	No.	FC	Yds.	Avg.	Long	TD
Watson	44	8	334	7.6	81t	1
McGriff	7	1	50	7.1	20	0
Coghill	3	1	25	8.3	10	0
BRONCOS	**54**	**10**	**409**	**7.6**	**81t**	**1**
OPPONENTS	**43**	**13**	**600**	**14.0**	**80t**	**1**

KICKOFF RETURNS	No.	Yds.	Avg.	Long	TD
Watson	48	1138	23.7	71	0
Avery LG	9	192	21.3	33	0
Avery TM	7	137	19.6	25	0
B. Miller	4	79	19.8	30	0
Loville	2	22	11.0	12	0
D. Smith	1	12	12.0	11	0
R. Smith	1	10	10.0	10	0
BRONCOS	**63**	**1398**	**22.2**	**71**	**0**
OPPONENTS	**70**	**1457**	**20.8**	**61**	**0**

FIELD GOALS	1-19	20-29	30-39	40-49	50+
Elam	1/1	8/8	7/8	8/11	5/8
BRONCOS	**1/1**	**8/8**	**7/8**	**8/11**	**5/8**
OPPONENTS	**2/2**	**6/6**	**6/7**	**10/12**	**1/2**

ELAM: (44B,41N)(50G)(44G)(26G,51G)(48G,47G,26G)(20G,53N)(40G,28G,30G, 59N)(19G,37N)(44G,55G,41G,24G)(25G)(30G,24G, 38G,53G)(39G)(40G)(28G,64N,46G,33G,45N)(32G)(37G,50G)
OPPONENTS: (39N,37B)(30G,54G,26G)(44G)(44N,37G)()(23G)(45G,51N)(25G,23G,52N)()()()(27G)(20G)(36G,19G)(28N,42G)()

1999 DEFENSIVE STATS

(based on coaches' film review)

	TT	UT	A	S-YDS	I-YDS	PD	FF	FR
1 Cadrez	97	73	24	7-24	0-0	5	3	4
2 Romanowski	94	69	25	0-0	3-35	9	0	0
3 Wilson	88	70	18	1-1	0-0	6	1	2
4 E. Brown	80	62	18	1.5-8	1-13	3	0	0
5 Carter	73	57	16	0-0	2-48	12	1	0
6 Crockett	71	64	7	2-24	2-14	10	1	1
7 Braxton	61	45	16	1-10	0-0	0	0	0
8 Pryce	50	36	14	13-75	1-0	0	3	1
9 Tanuvasa	43	36	7	7-30	0-0	0	2	0
10 Traylor	42	36	6	1.5-10.5	0-0	6	2	0
11 James	38	32	6	0-0	5-59	11	2	0
12 Johnson	36	28	8	0-0	0-0	4	0	1
13 Coghill	34	28	6	0-0	1-0	4	0	0
N. Smith	34	26	8	6.5-42	0-0	1	0	0
15 Hasselbach	25	17	8	2.5-14.5	0-0	0	0	0
16 Williams	19	15	4	4-28	0-0	1	2	0
17 Lodish	13	10	3	0-0	0-0	0	0	0
Mobley	13	10	3	0-0	0-0	1	0	0
19 Reagor	11	8	3	0-0	0-0	0	0	0
20 Wayne	10	8	2	2-15	0-0	0	1	0
Bowens	10	6	4	1-1	0-0	0	0	0
C. Brown	10	5	5	0-0	0-0	0	0	0
23 Grasmanis	6	4	2	0-0	0-0	0	0	0
24 Watson	5	5	0	0-0	0-0	2	0	0
25 Ulmer	1	1	0	0-0	0-0	0	0	0
TOTAL	**964**	**751**	**213**	**50-283**	**15-169**	**75**	**18**	**9**

1999 GAMES STARTED

OFFENSE			DEFENSE		
QB	Griese, Brian	13	DE	Hasselbach, Harald	2
QB	Miller, Chris	3	DE	Smith, Neil	8
RB	Davis, Terrell	4	DE	Tanuvasa, Maa	16
RB	Gary, Olandis	12	DE	Williams, Alfred	6
FB	Griffith, Howard	16	DT	Lodish, Mike	2
WR	Cooper, Andre	1	DT	Pryce, Trevor	15
WR	McCaffrey, Ed	15	DT	Traylor, Keith	15
WR	Nash, Marcus	1	LB	Cadrez, Glenn	15
WR	Smith, Rod	15	LB	Mobley, John	2
TE	Carswell, Dwayne	11	LB	Romanowski, Bill	16
TE	Sharpe, Shannon	5	LB	Wilson, Al	12
C	Nalen, Tom	16	CB	Carter, Dale	14
T	Jones, Tony	12	CB	Crockett, Ray	16
T	Lepsis, Matt	16	CB	James, Tory	4
T	Teague, Trey	4	CB	Watson, Chris	1
G	Banks, Chris	1	S	Braxton, Tyrone	15
G	Neil, Dan	15	S	Brown, Eric	10
G	Schlereth, Mark	16	S	Coghill, George	5
			S	Johnson, Darrius	2

1999 COACHES

Mike Shanahan (Head Coach), **Frank Bush** (Linebackers), **Barney Chavous** (Asst. Off. Line/Asst. Strength & Cond.), **Rick Dennison** (Special Teams), **Ed Donatell** (Def. Backs), **George Dyer** (Def. Line), **Alex Gibbs** (Asst. Head Coach/Offensive Line), **Mike Heimerdinger** (Wide Receivers), **Gary Kubiak** (Off. Coordinator/QBs), **Pat McPherson** (Off. Asst.), **Brian Pariani** (Tight Ends), **Ricky Porter** (Strength & Conditioning Asst.), **Greg Robinson** (Def. Coordinator), **Greg Saporta** (Asst. Strength & Cond.), **Rick Smith** (Def. Assistant), **John Teerlinck** (Pass Rush Specialist), **Terry Tumey** (Def. Assistant), **Bobby Turner** (Running Backs), **Rich Tuten** (Strength & Conditioning).

1999 LEADERS / RANKINGS

INDIVIDUAL	PLAYER ..... NO.	AFC RANK	NFL RANK	NFL LEADER ..... NO.
Points	Elam 116	5t	6t	Vanderjagt (IND) 145
Rushing Yards	Gary 1,159	6	11	James (IND), ...1,553
Passing Yards	Griese 3,032	8	12	Beuerlein (CAR) 4,436
Passer Rating	Griese 75.6	11t	22t	Warner (STL) 109.2
Receiving Yards	R. Smith 1,020	9	24	Harrison (IND) 1,663
Receptions	R. Smith 79	5	15t	Smith (JAC) 116
Interceptions	James 5	5t	13t	Five Players 7
Sacks	Pryce 13	2	5	Carter (STL) 17

OFFENSE ..... NO.	AFC RANK	NFL RANK	NFL LEADER ..... NO.
Points Per Game 19.6	11	18	St. Louis 32.9
Total Yards Per Game 330.2	7	14	St. Louis 400.8
Yards Per Play 5.0	7t	14t	St. Louis 6.5
Rushing Yards Per Game 116.5	8	12	Jacksonville 130.7
Net Passing Yards Per Game 213.7	7	15	St. Louis 272.1

DEFENSE ..... NO.	AFC RANK	NFL RANK	NFL LEADER ..... NO.
Points Per Game 19.9	8	11	Jacksonville 13.6
Total Yards Per Game 297.1	5	7	Buffalo 252.3
Yards Per Play 4.9	7t	9t	Baltimore 4.1
Rushing Yards Per Game 108.6	12	19	St. Louis 74.3
Net Passing Yards Per Game 213.7	7	8	Buffalo 167.2

1999 KEY AWARDS

Pro Bowl (3): C Tom Nalen, DT Trevor Pryce, RB Detron Smith (special teams). **AP All-Pro (2):** DT Trevor Pryce (first team), C Tom Nalen (second team).

1999 NFL STANDINGS

AFC EAST

Team	W	L	T	Pct	PF	PA
yz-Indianapolis	13	3	0	.813	423	333
x-Buffalo	11	5	0	.688	320	229
x-Miami	9	7	0	.563	326	336
New England	8	8	0	.500	299	284
New York Jets	8	8	0	.500	308	309

AFC CENTRAL

Team	W	L	T	Pct	PF	PA
*yz-Jacksonville	14	2	0	.875	396	217
x-Tennessee	13	3	0	.813	392	324
Baltimore	8	8	0	.500	324	277
Pittsburgh	6	10	0	.375	317	320
Cincinnati	4	12	0	.250	283	460
Cleveland	2	14	0	.125	217	437

AFC WEST

Team	W	L	T	Pct	PF	PA
y-Seattle	9	7	0	.563	338	298
Kansas City	9	7	0	.563	390	322
San Diego	8	8	0	.500	269	316
Oakland	8	8	0	.500	390	329
Denver	**6**	**10**	**0**	**.375**	**314**	**318**

NFC EAST

Team	W	L	T	Pct	PF	PA
y-Washington	10	6	0	.625	443	377
x-Dallas	8	8	0	.500	352	276
New York Giants	7	9	0	.438	299	358
Arizona	6	10	0	.375	245	382
Philadelphia	5	11	0	.313	272	357

NFC CENTRAL

Team	W	L	T	Pct	PF	PA
yz-Tampa Bay	11	5	0	.688	270	235
x-Minnesota	10	6	0	.625	399	335
x-Detroit	8	8	0	.500	322	323
Green Bay	8	8	0	.500	357	341
Chicago	6	10	0	.375	272	341

NFC WEST

Team	W	L	T	Pct	PF	PA
*yz-St. Louis	13	3	0	.813	526	242
Carolina	8	8	0	.500	421	381
Atlanta	5	11	0	.313	285	380
San Francisco	4	12	0	.250	295	453
New Orleans	3	13	0	.188	260	434

*x – Playoffs; y – Division Title; z – First-round Bye; * – Home-field Advantage*

WILD CARD PLAYOFF GAMES

1/8 – at Tennessee 22, Buffalo 16
1/8 – at Washington 27, Detroit 13
1/9 – Miami 20, at Seattle 17
1/9 – at Minnesota 27, Dallas 10

DIVISIONAL PLAYOFF GAMES

1/15 – at Jacksonville 62, Miami 7
1/15 – at Tampa Bay 14, Washington 13
1/16 – Tennessee 19, at Indianapolis 16
1/16 – at St. Louis 49, Minnesota 37

CONFERENCE CHAMPIONSHIPS

1/23 – Tennessee 33, at Jacksonville 14
1/23 – at St. Louis 11, Tampa Bay 6

SUPER BOWL XXXIV (ATLANTA)

1/30 – St. Louis 23, Tennessee 16

1998 FINAL STATISTICS (14-2)

Head Coach: Mike Shanahan **AFC West**: 1st **Home Stadium**: Mile High Stadium

Date	W-L	Score	Opponent	Attendance
Sept 7	W	27-21	New England	74,745
Sept 13	W	42-23	Dallas	75,013
Sept 20	W	34-17	at Oakland	56,578
Sept 27	W	38-16	at Washington	71,880
Oct 4	W	41-16	Philadelphia	73,218
Oct 11	W	21-16	at Seattle	66,258
Oct 25	W	37-24	Jacksonville	75,217
Nov 1	W	33-26	at Cincinnati	59,974
Nov 8	W	27-10	San Diego	74,925
Nov 16	W	30-7	at Kansas City	78,100
Nov 22	W	40-14	Oakland	75,325
Nov 29	W	31-16	at San Diego	66,532
Dec 6	W	35-31	Kansas City	74,962
Dec 13	L	16-20	at New York Giants	72,336
Dec 21	L	21-31	at Miami	74,363
Dec 27	W	28-21	Seattle	74,057

TEAM STATISTICS	Den	Opp
TOTAL FIRST DOWNS	347	283
Rushing	135	80
Passing	186	183
Penalty	26	20
3RD DOWN: MADE/ATT	90/207	88/225
3rd Down Pct.	43.5	39.1
4TH DOWN: MADE/ATT	4/10	10/19
4th Down Pct.	40.0	52.6
POSSESSION AVG.	32:08	27:52
TOTAL NET YARDS	6092	4935
Avg. Per Game	380.8	308.4
Total Plays	1041	999
Avg. Per Play	5.9	4.9
NET YARDS RUSHING	2468	1287
Avg. Per Game	154.3	80.4
Total Rushes	525	356
NET YARDS PASSING	3624	3648
Avg. Per Game	226.5	228.0
Sacked/Yards Lost	25/184	47/335
Gross Yards	3808	3983
Att./Completions	491/290	596/345
Completion Pct.	59.1	57.9
Had Intercepted	14	19
PUNTS/AVERAGE	67/46.2	88/42.4
NET PUNTING AVG.	67/37.6	88/36.1
PENALTIES/YARDS	115/1023	113/865
FUMBLES/BALL LOST	17/6	28/11
TOUCHDOWNS	62	38
Rushing	26	8
Passing	32	28
Returns	4	2

SCORE BY PERIODS	1	2	3	4	OT	PTS
BRONCOS	144	156	64	137	0	501
OPPONENTS	54	87	58	110	0	309

SCORING	TD	Ru	Pa	Ret	PAT	FG	S	PTS
Davis	23	21	2	0			0	138
Elam	0	0	0	0	58/58	23/27	0	127
McCaffrey	10	0	10	0			0	62
Sharpe	10	0	10	0			0	60
R. Smith	7	0	6	1			0	42
Griffith	3	0	3	0			0	18
Hebron	2	1	0	1			0	12
Loville	2	2	0	0			0	12
Brister	1	1	0	0			0	6
Crockett	1	0	0	1			0	6
Elway	1	1	0	0			0	6
Gordon	1	0	0	1			0	6
Green	1	0	1	0			0	6
Rouen	0	0	0	0	0/1	0/0	0	0
BRONCOS	**62**	**26**	**32**	**4**	**58/59**	**23/27**	**0**	**501**
OPPONENTS	**38**	**8**	**28**	**2**	**31/31**	**14/20**	**2**	**309**

2-PT. CONVERSIONS: McCaffrey, **BRONCOS 1-3, OPPONENTS 2-7**

SACKS: Pryce 8.5, Tanuvasa 8.5, Romanowski 7.5, Cadrez 4.0, N. Smith 4.0, Hasselbach 3.0, Williams 3.0, Lodish 2.0, Traylor 2.0, Washington 2.0, Johnson 1.0, Mobley 1.0, Crockett 0.5,
BRONCOS 47.0, OPPONENTS 25.0

RUSHING	No.	Yds.	Avg.	Long	TD
Davis	392	2008	5.1	70	21
Loville	53	161	3.0	12	2
Brister	19	102	5.4	38t	1
Elway	37	94	2.5	16	1
R. Smith	6	63	10.5	37	0
Hebron	9	31	3.4	8	1
Griffith	4	13	3.3	16	0
Rouen	1	0	0.0	0	0
Griese	4	-4	-1.0	0	0
BRONCOS	**525**	**2468**	**4.7**	**70**	**26**
OPPONENTS	**356**	**1287**	**3.6**	**45**	**8**

RECEIVING	No.	Yds.	Avg.	Long	TD
R. Smith	86	1222	14.2	58	6
McCaffrey	64	1053	16.5	48	10
Sharpe	64	768	12.0	38t	10
Davis	25	217	8.7	35	2
Green	16	194	12.1	50	1
Griffith	15	97	6.5	15	3
Nash	4	76	19.0	31	0
Carswell	4	51	12.8	15	0
Chamberlain	3	35	11.7	16	0
D. Smith	3	24	8.0	16	0
Loville	2	29	14.5	17	0
Hebron	2	5	2.5	3	0
Armour	1	23	23.0	23	0
Elway	1	14	14.0	14	0
BRONCOS	**290**	**3808**	**13.1**	**58**	**32**
OPPONENTS	**345**	**3983**	**11.5**	**75t**	**28**

INTERCEPTIONS	No.	Yds.	Avg.	Long	TD
Gordon	4	125	31.3	55t	1
Crockett	3	105	35.0	80t	1
Johnson	2	79	39.5	45	0
Romanowski	2	22	11.0	18	0
Cadrez	2	11	5.5	6	0
Braxton	1	72	72.0	72	0
Coghill	1	20	20.0	20	0
Atwater	1	4	4.0	4	0
N. Smith	1	2	2.0	2	0
Pryce	1	1	1.0	1	0
Mobley	1	-2	-2.0	-2	0
BRONCOS	**19**	**439**	**23.1**	**80t**	**2**
OPPONENTS	**14**	**270**	**19.3**	**94t**	**2**

PUNTING	No.	Yds.	Avg.	Net	TB	In20	Long	B
Rouen	66	3097	46.9	37.6	10	14	76	1
BRONCOS	**67**	**3097**	**46.2**	**37.6**	**10**	**14**	**76**	**1**
OPPONENTS	**88**	**3733**	**42.4**	**36.1**	**8**	**22**	**69**	**1**

PUNT RETURNS	No.	FC	Yds.	Avg.	Long	TD
Gordon	34	6	379	11.1	44	0
Coghill	3	2	20	6.7	8	0
Paul	1	0	0	0.0	0	0
BRONCOS	**38**	**8**	**399**	**10.5**	**44**	**0**
OPPONENTS	**43**	**2**	**381**	**8.9**	**39**	**0**

KICKOFF RETURNS	No.	Yds.	Avg.	Long	TD
Hebron	46	1216	26.4	95t	1
Loville	6	105	17.5	25	0
D. Smith	3	51	17.0	21	0
Burns	2	17	8.5	17	0
Tanuvasa	1	13	13.0	13	0
BRONCOS	**58**	**1402**	**24.2**	**95t**	**1**
OPPONENTS	**89**	**2006**	**22.5**	**91**	**0**

FIELD GOALS	1-19	20-29	30-39	40-49	50+
Elam	0/0	3/3	13/14	4/6	3/4
BRONCOS	**0/0**	**3/3**	**13/14**	**4/6**	**3/4**
OPPONENTS	**1/1**	**6/7**	**3/5**	**3/4**	**1/3**

ELAM: (53G,42G)()(35G,35G)(37G)()()(31G,63G,32G)(33G,37G)(31G,26G)(42G,46G,35G)(33G,23G)(34G)(37B)(24G,38G,30G)(52G,44G,43N)(42N,55N)
OPPONENTS: (39N,37B)(30G,54G,26G)(44G)(44N,37G)()(23G)(45G,51N)(25G,23G,52N)()()()(27G) (20G)(36G,19G)(28N,42G)()

PASSING	Att.	Comp.	Yds.	Comp.%	Yds/Att.	TD	TD%	Int	Int%	Long	Sack/Lost	Rating
Elway	356	210	2806	59.0	7.88	22	6.2	10	2.8	58	18/135	93.0
Brister	131	78	986	59.5	7.53	10	7.6	3	2.3	48	7/49	99.0
Griese	3	1	2	33.3	0.67	0	0.0	1	33.3	2	0/0	2.8
R. Smith	1	1	14	100.0	14.00	0	0.0	0	0.0	14	0/0	118.8
BRONCOS	**491**	**290**	**3808**	**59.1**	**7.76**	**32**	**6.5**	**14**	**2.9**	**58**	**25/184**	**93.5**
OPPONENTS	**596**	**345**	**3983**	**57.9**	**6.68**	**28**	**4.7**	**19**	**3.2**	**75t**	**47/335**	**80.5**

1998 DEFENSIVE STATS

(based on coaches' film review)

	TT	UT	A	S-YDS	I-YDS	PD	FF	FR
1 Mobley	132	105	27	1-7	1--2	13	2	1
2 Cadrez	105	76	29	4-20	2-11	2	3	0
3 Romanowski	95	71	24	7.5-56.5	2-22	9	3	3
4 Atwater	85	55	30	0-0	1-4	7	0	0
5 Gordon	74	61	13	0-0	4-125	12	0	1
6 Crockett	68	61	7	0.5-2.5	3-105	15	1	0
7 Pryce	59	48	11	8.5-56.5	1-1	0	0	0
8 Braxton	57	43	14	0-0	1-72	6	1	0
9 Tanuvasa	53	47	6	8.5-66.5	0-0	0	1	2
10 Traylor	49	40	9	2-8	0-0	2	0	1
11 E. Brown	43	29	14	0-0	0-0	3	0	1
12 Johnson	39	35	4	1-11	2-79	9	0	0
13 N. Smith	38	25	13	4-38	1-2	2	1	0
14 Washington	33	27	6	2-8	0-0	0	0	0
15 Hasselbach	27	24	3	3-26	0-0	0	0	0
16 Williams	19	11	8	3-24	0-0	2	0	0
17 Lodish	14	7	7	2-11	0-0	0	0	0
18 James	12	10	2	0-0	0-0	2	0	0
Coghill	12	9	3	0-0	1-20	1	0	0
20 Joyner	9	6	3	0-0	0-0	0	0	0
21 Burns	8	6	2	0-0	0-0	1	0	0
22 Paul	5	5	0	0-0	0-0	2	0	0
TEAM	**1,036**	**801**	**235**	**47-335**	**19-439**	**88**	**12**	**9**

1998 GAMES STARTED

OFFENSE		DEFENSE	
QB Brister, Bubby	4	DE Hasselbach, Harald	3
QB Elway, John	12	DE Smith, Neil	14
RB Davis, Terrell	16	DE Tanuvasa, Maa	16
FB Griffith, Howard	14	DT Lodish, Mike	1
FB Smith, Detron	2	DT Pryce, Trevor	15
WR Green, Willie	1	DT Traylor, Keith	14
WR McCaffrey, Ed	15	LB Cadrez, Glenn	15
WR Smith, Rod	16	LB Joyner, Seth	1
TE Carswell, Dwayne	1	LB Mobley, John	15
TE Sharpe, Shannon	16	LB Romanowski, Bill	16
C Nalen, Tom	16	CB Crockett, Ray	16
T Jones, Tony	16	CB Gordon, Darrien	16
T Swayne, Harry	16	CB Johnson, Darrius	2
G Neil, Dan	16	S Atwater, Steve	16
G Schlereth, Mark	16	S Braxton, Tyrone	6
		S Brown, Eric	10

1998 COACHES

Mike Shanahan (Head Coach), **Frank Bush** (Linebackers), **Barney Chavous** (Asst. Offensive Line/Asst. Strength & Conditioning), **Rick Dennison** (Special Teams), **Ed Donatell** (Defensive Backs), **George Dyer** (Defensive Line), **Alex Gibbs** (Asst. Head Coach/Offensive Line), **Mike Heimerdinger** (Wide Receivers), **Gary Kubiak** (Offensive Coordinator/QBs), **Pat McPherson** (Defensive Asst.), **Brian Pariani** (Tight Ends), **Ricky Porter** (Offensive Asst.), **Greg Robinson** (Defensive Coordinator), **Greg Saporta** (Asst. Strength & Conditioning), **Rick Smith** (Defensive Asst.), **John Teerlinck** (Pass Rush Specialist), **Bobby Turner** (Running Backs), **Rich Tuten** (Strength & Conditioning).

1998 LEADERS / RANKINGS

INDIVIDUAL	PLAYER .....NO.	AFC RANK	NFL RANK	NFL LEADER .....NO.
Points	Davis 138	2	3	Anderson (MIN) 164
Rushing Yards	Davis 2,008	1	1	Davis (DEN) 2,008
Passing Yards	Elway 2,806	6	12	Favre (GB) 4,212
Passer Rating	Brister 99.0	2	5	Cunningham (MIN) .106.0
Receiving	R. Smith 1,222	2	4	Freeman (GB) 1,424
Receptions	R. Smith 86	2	3	Sanders (ARI) 89
Interceptions	Gordon 4	14t	24t	Law (NE) 9
Sacks	Pryce/Tanuvasa 8.5	10t	27t	Sinclair (SEA) 16.5

OFFENSE .....NO.	AFC RANK	NFL RANK	NFL LEADER .....NO.
Points Per Game 31.3	1	2	Minnesota 34.8
Total Yards Per Game 380.8	1	3	San Francisco 425.0
Yards Per Play 5.9	1	3	Min./S.F. 6.2
Rushing Yards Per Game 154.3	1	2	San Francisco 159.0
Net Passing Yards Per Game 226.5	4	7	Minnesota 270.5

DEFENSE .....NO.	AFC RANK	NFL RANK	NFL LEADER .....NO.
Points Per Game 19.3	4	8t	Miami 16.6
Total Yards Per Game 308.4	7	11	San Diego 263.0
Yards Per Play 4.9	6t	9t	San Diego 4.3
Rushing Yards Per Game 80.4	2	3	San Diego 71.3
Net Passing Yards Per Game 228.0	14	26	Philadelphia 170.0

1998 KEY AWARDS

Pro Bowl (10): S Steve Atwater, RB Terrell Davis, K Jason Elam, QB John Elway, T Tony Jones, WR Ed McCaffrey, C Tom Nalen, LB Bill Romanowski, G Mark Schlereth, TE Shannon Sharpe. **AP All-Pro (4):** RB Terrell Davis (first team), K Jason Elam (second team), WR Ed McCaffrey (second team), TE Shannon Sharpe (first team). **AP NFL MVP:** RB Terrell Davis. **AP NFL Offensive Player of the Year:** RB Terrell Davis. **Super Bowl XXXIII MVP:** QB John Elway.

1998 NFL STANDINGS

AFC EAST

Team	W	L	T	Pct	PF	PA
yz-New York Jets	12	4	0	.750	416	266
x-Miami	10	6	0	.625	321	265
x-Buffalo	10	6	0	.625	400	333
x-New England	9	7	0	.563	337	329
Indianapolis	3	13	0	.188	310	444

AFC CENTRAL

Team	W	L	T	Pct	PF	PA
y-Jacksonville	11	5	0	.688	392	338
Tennessee	8	8	0	.500	330	320
Pittsburgh	7	9	0	.438	263	303
Baltimore	6	10	0	.375	269	335
Cincinnati	3	13	0	.188	268	452

AFC WEST

Team	W	L	T	Pct	PF	PA
***yz-Denver**	**14**	**2**	**0**	**.875**	**501**	**309**
Oakland	8	8	0	.500	288	356
Seattle	8	8	0	.500	372	310
Kansas City	7	9	0	.438	327	363
San Diego	5	11	0	.313	241	342

NFC EAST

Team	W	L	T	Pct	PF	PA
y-Dallas	10	6	0	.625	381	275
x-Arizona	9	7	0	.563	325	378
New York Giants	8	8	0	.500	287	309
Washington	6	10	0	.375	319	421
Philadelphia	3	13	0	.188	161	344

NFC CENTRAL

Team	W	L	T	Pct	PF	PA
*yz-Minnesota	15	1	0	.938	556	296
x-Green Bay	11	5	0	.688	408	319
Tampa Bay	8	8	0	.500	314	295
Detroit	5	11	0	.313	306	378
Chicago	4	12	0	.250	276	368

NFC WEST

Team	W	L	T	Pct	PF	PA
yz-Atlanta	14	2	0	.875	442	289
x-San Francisco	12	4	0	.750	479	328
New Orleans	6	10	0	.375	305	359
St. Louis	4	12	0	.250	285	378
Carolina	4	12	0	.250	336	413

*x – Playoffs; y – Division Title; z – First-round Bye; * – Home-field Advantage*

WILD CARD PLAYOFF GAMES

1/2 – at Miami 24, Buffalo 17
1/2 – Arizona 20, at Dallas 7
1/3 – at Jacksonville 25, New England 10
1/3 – at San Francisco 30, Green Bay 27

DIVISIONAL PLAYOFF GAMES

1/9 – at Denver 38, Miami 3
1/9 – at Atlanta 20, San Francisco 18
1/10 – at New York Jets 34, Jacksonville 24
1/10 – at Minnesota 41, Arizona 21

CONFERENCE CHAMPIONSHIPS

1/17 – at Denver 23, New York Jets 10
1/17 – Atlanta 30, at Minnesota 27 (OT)

SUPER BOWL XXXIII (MIAMI)

1/31 – Denver 34, Atlanta 19

1997 FINAL STATISTICS (12-4)

Head Coach: Mike Shanahan **AFC West**: 2nd **Home Stadium**: Mile High Stadium

Date	W-L	Score	Opponent	Attendance
Aug 31	W	19-3	Kansas City	75,600
Sept 7	W	35-14	at Seattle	55,859
Sept 14	W	35-14	St. Louis	74,338
Sept 21	W	38-20	Cincinnati	73,871
Sept 28	W	29-21	at Atlanta	48,211
Oct 6	W	34-13	New England	75,821
Oct 19	L	25-28	at Oakland	57,006
Oct 26	W	23-20	at Buffalo (OT)	78,458
Nov 2	W	30-27	Seattle	74,212
Nov 9	W	34-0	Carolina	71,408
Nov 16	L	22-24	at Kansas City	77,963
Nov 24	W	31-3	Oakland	75,307
Nov 30	W	38-28	at San Diego	54,245
Dec 7	L	24-35	at Pittsburgh	59,739
Dec 15	L	17-34	at San Francisco	68,461
Dec 21	W	38-3	San Diego	69,632

TEAM STATISTICS	Den	Opp
TOTAL FIRST DOWNS	340	258
Rushing	138	83
Passing	172	145
Penalty	30	30
3RD DOWN: MADE/ATT	92/217	65/207
3rd Down Pct.	42.4	31.4
4TH DOWN: MADE/ATT	7/16	8/19
4th Down Pct.	43.8	42.1
POSSESSION AVG.	32:07	27:53
TOTAL NET YARDS	5872	4671
Avg. Per Game	367.0	291.9
Total Plays	1068	951
Avg. Per Play	5.5	4.9
NET YARDS RUSHING	2378	1803
Avg. Per Game	148.6	112.7
Total Rushes	520	381
NET YARDS PASSING	3494	2868
Avg. Per Game	218.4	179.3
Sacked/Yards Lost	35/210	44/298
Gross Yards	3704	3166
Att./Completions	513/287	526/290
Completion Pct.	55.9	55.1
Had Intercepted	11	18
PUNTS/AVERAGE	60/43.3	94/43.5
NET PUNTING AVG.	60/38.1	94/35.7
PENALTIES/YDS.	116/1006	130/1118
FUMBLES/LOST	25/10	27/13
TOUCHDOWNS	55	35
Rushing	18	10
Passing	27	20
Returns	10	5

SCORE BY PERIODS	1	2	3	4	OT	Total
BRONCOS	107	140	137	85	3	472
OPPONENTS	34	100	68	85	0	287

SCORING	TD	Ru	Pa	Ret	PAT	FG	S	PTS
Elam	0	0	0	0	46/46	26/36	0	124
Davis	15	15	0	0			0	96
R. Smith	12	0	12	0			0	72
McCaffrey	8	0	8	0			0	48
Gordon	4	0	0	4			0	24
Sharpe	3	0	3	0			0	20
Green	2	0	2	0			0	12
Bentley TM	0	0	0	0	4/4	2/3	0	10
Atwater	1	0	0	1			0	6
Braxton	1	0	0	1			0	6
Carswell	1	0	1	0			0	6
Elway	1	1	0	0			0	6
Hebron	1	1	0	0			0	6
Johnson	1	0	0	1			0	6
Loville	1	1	0	0			0	6
Mobley	1	0	0	1			0	6
D. Smith	1	0	1	0			0	6
Traylor	1	0	0	1			0	6
Williams	1	0	0	1			0	6
BRONCOS	**55**	**18**	**27**	**10**	**50/50**	**28/39**	**0**	**472**
OPPONENTS	**35**	**10**	**20**	**5**	**35/35**	**14/19**	**0**	**287**

2-PT. CONVERSIONS: Davis 3, Sharpe, **BRONCOS 4-5, OPPONENTS 0-0**

SACKS: N. Smith 8.5, Tanuvasa 8.5, Williams 8.5, Mobley 4.0, Gordon 2.0, Pryce 2.0, Romanowski 2.0, Traylor 2.0, Hasselbach 1.5, Atwater 1.0, Lodish 1.0, McKyer 1.0, Braxton 0.5, Richie 0.5,
BRONCOS 44.0, OPPONENTS 35.0

RUSHING	No.	Yds.	Avg.	Long	TD
Davis	369	1750	4.7	50t	15
Hebron	49	222	4.5	46	1
Elway	50	218	4.4	23	1
Loville	25	124	5.0	17	1
Griffith	9	34	3.8	9	0
R. Smith	5	16	3.2	21	0
D. Smith	4	10	2.5	11	0
Brister	4	2	0.5	2	0
Lewis	5	2	0.4	5	0
BRONCOS	**520**	**2378**	**4.6**	**50t**	**18**
OPPONENTS	**381**	**1803**	**4.7**	**83t**	**10**

RECEIVING	No.	Yds.	Avg.	Long	TD
Sharpe	72	1107	15.4	68t	3
R. Smith	70	1180	16.9	78	12
McCaffrey	45	590	13.1	35	8
Davis	42	287	6.8	25	0
Green	19	240	12.6	31	2
Carswell	12	96	8.0	24t	1
Griffith	11	55	5.0	20	0
D. Smith	4	41	10.3	17t	1
Hebron	3	36	12.0	21	0
Jeffers	3	24	8.0	10	0
Chamberlain	2	18	9.0	9	0
Loville	2	10	5.0	7	0
Lynn	1	21	21.0	21	0
Nalen	1	-1	-1.0	-1	0
BRONCOS	**287**	**3704**	**12.9**	**78**	**27**
OPPONENTS	**290**	**3166**	**10.9**	**69t**	**20**

INTERCEPTIONS	No.	Yds.	Avg.	Long	TD
Braxton	4	113	28.3	43	1
Gordon	4	64	16.0	32t	1
Crockett	4	18	4.5	10	0
Atwater	2	42	21.0	22t	1
Traylor	1	62	62.0	62t	1
Mobley	1	13	13.0	13t	1
Romanowski	1	7	7.0	7	0
McKyer	1	0	0.0	0	0
BRONCOS	**18**	**319**	**17.7**	**62t**	**5**
OPPONENTS	**11**	**193**	**17.5**	**55t**	**1**

PUNTING	No.	Yds.	Avg.	Net	TB	In20	Long	B
Rouen	60	2598	43.3	38.1	4	22	57	0
BRONCOS	**60**	**2598**	**43.3**	**38.1**	**4**	**22**	**57**	**0**
OPPONENTS	**94**	**4091**	**43.5**	**35.7**	**9**	**16**	**73**	**0**

PUNT RETURNS	No.	FC	Yds.	Avg.	Long	TD
Gordon	40	22	543	13.6	94t	3
R. Smith	1	0	12	12.0	12	0
BRONCOS	**41**	**22**	**555**	**13.5**	**94t**	**3**
OPPONENTS	**26**	**17**	**235**	**9.0**	**83t**	**1**

KICKOFF RETURNS	No.	Yds.	Avg.	Long	TD
Hebron	43	1009	23.5	46	0
Loville	5	136	27.2	61	0
Burns	4	45	11.3	18	0
Chamberlain	1	13	13.0	13	0
D. Smith	1	0	0.0	0	0
BRONCOS	**54**	**1203**	**22.3**	**61**	**0**
OPPONENTS	**89**	**1827**	**20.5**	**77**	**0**

FIELD GOALS	1-19	20-29	30-39	40-49	50+
Elam	0/0	10/11	10/12	3/8	3/5
Bentley TM	0/0	1/1	1/1	0/1	0/0
BRONCOS	**0/0**	**11/12**	**11/13**	**3/9**	**3/5**
OPPONENTS	**0/0**	**4/4**	**3/5**	**4/4**	**3/6**

ELAM: (35G,36G,25G,53G)(38G,51G)(43B)(25G)()()(40N, 44G,43N)(38N,23G,22G, 33G)(23G,48G,22G) (42N,25G, 50G)(21G,38G,59N, 38G,28G,34G)(36G) (35B,32G)(35G, 53N)(49G,44N,29N)(25G)
BRONCOS: (35G,36G,25G,53G)(38G,51G)(43B)(25G)() (21G, 48N,33G)(40N,44G,43N)(38N,23G,22G,33G) (23G,48G,22G) (42N,25G,50G)(21G,38G,59N,38G, 28G,34G)(36G)(35B, 32G)(35G,53N)(49G,44N,29N) (25G)
OPPONENTS: (20G)()(37N)(56N,38G,43G)(52N)(26G, 49G)()(30G,55G)(52G,41G)()(54G)(41G)()(51N) (35N,32G,20G)(26G)

PASSING	Att.	Comp.	Yds.	Comp.%	Yds/Att.	TD	TD%	Int	Int%	LG	Sack/Lost	Rating
Elway	502	280	3635	55.8	7.24	27	5.4	11	2.2	78	34/203	87.5
Brister	9	6	48	66.7	5.33	0	0.0	0	0.0	15	0/0	79.9
Lewis	2	1	21	50.0	10.50	0	0.0	0	0.0	21	1/7	87.5
BRONCOS	**513**	**287**	**3704**	**55.9**	**7.22**	**27**	**5.3**	**11**	**2.1**	**78**	**35/210**	**87.4**
OPPONENTS	**526**	**290**	**3166**	**55.1**	**6.02**	**20**	**3.8**	**18**	**3.4**	**69t**	**44/298**	**71.5**

1997 DEFENSIVE STATS

(based on coaches' film review)

	TT	UT	A	S-YDS	I-YDS	PD	FF	FR
1 Mobley	162	113	49	4-23	1-13	8	3	1
2 Romanowski	117	77	40	2-18	1-7	2	2	0
3 Braxton	90	74	16	0.5-0.5	4-113	9	1	3
4 Crockett	83	69	14	0-0	4-18	21	1	0
Atwater	83	61	22	1-18	2-42	8	0	2
6 Aldridge	80	55	25	0-0	0-0	6	1	0
7 Gordon	62	50	12	2-2	4-64	11	1	1
8 Traylor	51	39	12	2-20	1-62	2	0	0
9 Williams	48	39	9	8.5-74	0-0	1	1	1
10 N. Smith	46	38	8	8.5-39.5	0-0	4	1	0
11 Pryce	28	20	8	2-9.5	0-0	0	0	0
12 Hasselbach	23	19	4	1.5-14.5	0-0	1	0	0
13 Tanuvasa	21	20	1	8.5-44.5	0-0	0	0	0
14 Johnson	17	17	0	0-0	0-0	7	0	0
McKyer	17	12	5	1-13	1-0	5	1	0
16 Lodish	14	9	5	1-7.5	0-0	0	0	1
17 Perry	11	9	2	0-0	0-0	3	1	0
18 Cadrez	8	7	1	0-0	0-0	0	0	0
19 Dodge	7	6	1	0-0	0-0	0	0	0
20 Hilliard	5	2	3	0-0	0-0	2	0	0
21 Burns	3	2	1	0-0	0-0	0	0	0
22 E. Jones	1	1	0	0-0	0-0	0	0	0
Veland	1	1	0	0-0	0-0	1	0	0
Richie	1	0	1	0.5-2	0-0	0	0	0
TEAM	**979**	**740**	**239**	**44-298**	**18-319**	**91**	**13**	**9**

1997 GAMES STARTED

OFFENSE			DEFENSE		
QB	Elway, John	16	DE	Hasselbach, Harald	3
RB	Davis, Terrell	15	DE	Smith, Neil	13
RB	Hebron, Vaughn	1	DE	Williams, Alfred	16
FB	Griffith, Howard	13	DT	Perry, Michael Dean	8
WR	Green, Willie	1	DT	Pryce, Trevor	3
WR	McCaffrey, Ed	15	DT	Tanuvasa, Maa	5
WR	Smith, Rod	16	DT	Traylor, Keith	16
TE	Carswell, Dwayne	3	LB	Aldridge, Allen	15
TE	Sharpe, Shannon	16	LB	Mobley, John	16
C	Nalen, Tom	16	LB	Romanowski, Bill	16
T	Brown, Jamie	2	CB	Crockett, Ray	16
T	Jones, Tony	16	CB	Gordon, Darrien	16
T	Zimmerman, Gary	14	CB	McKyer, Tim	1
G	Diaz-Infante, David	7	S	Atwater, Steve	15
G	Habib, Brian	14	S	Braxton, Tyrone	16
G	Schlereth, Mark	11	S	Dodge, Dedrick	1

1997 COACHES

Mike Shanahan (Head Coach), **Frank Bush** (Linebackers), **Barney Chavous** (Asst. Offensive Line/Asst. Strength & Conditioning), **Rick Dennison** (Special Teams), **Ed Donatell** (Defensive Backs), **George Dyer** (Defensive Line), **Alex Gibbs** (Asst. Head Coach/Offensive Line), **Mike Heimerdinger** (Wide Receivers), **Gary Kubiak** (Offensive Coordinator/Quarterbacks), **Brian Pariani** (Tight Ends), **Ricky Porter** (Offensive Asst.), **Greg Robinson** (Defensive Coordinator), **Greg Saporta** (Asst. Strength & Conditioning), **Rick Smith** (Defensive Asst.), **John Teerlinck** (Pass Rush Specialist), **Bobby Turner** (Running Backs), **Rich Tuten** (Strength & Conditioning).

1997 LEADERS / RANKINGS

INDIVIDUAL	PLAYER	NO.	AFC RANK	NFL RANK	NFL LEADER	NO.
Points	Elam	124	2	4	Hollis (JAC)	134
Rushing Yards	Davis	1,750	1	2	Sanders (DET)	2,053
Passing Yards	Elway	3,635	4	5	Favre (GB)	3,867
Passer Rating	Elway	87.5	4	7	Young (SF)	104.7
Receiving Yards	R. Smith	1,180	4	8t	Moore (DET)	1,584
Receptions	Sharpe	72	7t	15t	Moore (DET)	104
Interceptions	Three Players	4	8t	23t	McNeil (STL)	9
Sacks	Three Players	8.5	10t	25t	Randall (MIN)	15.5

OFFENSE	NO.	AFC RANK	NFL RANK	NFL LEADER	NO.
Points Per Game	29.5	1	1	Denver	29.5
Total Yards Per Game	367.0	1	1	Denver	367.0
Yards Per Play	5.5	1t	3t	Detroit	5.6
Rushing Yards Per Game	148.6	3	4	Pittsburgh	154.9
Net Passing Yards Per Game	218.4	7	9	Seattle	247.4

DEFENSE	NO.	AFC RANK	NFL RANK	NFL LEADER	NO.
Points Per Game	17.9	2t	6t	Kansas City	14.5
Total Yards Per Game	291.9	1	5	San Francisco	250.8
Yards Per Play	4.9	4t	12t	San Francisco	4.2
Rushing Yards Per Game	112.7	10	16	Pittsburgh	82.4
Net Passing Yards Per Game	179.3	2	5	Dallas	157.6

1997 KEY AWARDS

Pro Bowl (5): RB Terrell Davis, QB John Elway, C Tom Nalen, TE Shannon Sharpe, DE Neil Smith. **AP All-Pro (3):** RB Terrell Davis (first team), LB John Mobley (first team), TE Shannon Sharpe (first team). **Super Bowl XXXII MVP:** RB Terrell Davis.

1997 NFL STANDINGS

AFC EAST

Team	W	L	T	Pct	PF	PA
y-New England	10	6	0	.625	369	289
x-Miami	9	7	0	.563	339	327
New York Jets	9	7	0	.563	348	287
Buffalo	6	10	0	.375	255	367
Indianapolis	3	13	0	.188	313	401

AFC CENTRAL

Team	W	L	T	Pct	PF	PA
yz-Pittsburgh	11	5	0	.688	372	307
x-Jacksonville	11	5	0	.688	394	318
Tennessee	8	8	0	.500	333	310
Cincinnati	7	9	0	.438	355	405
Baltimore	6	9	1	.406	326	345

AFC WEST

Team	W	L	T	Pct	PF	PA
*yz-Kansas City	13	3	0	.813	375	232
x-Denver	**12**	**4**	**0**	**.750**	**472**	**287**
Seattle	8	8	0	.500	365	362
Oakland	4	12	0	.250	324	419
San Diego	4	12	0	.250	266	425

NFC EAST

Team	W	L	T	Pct	PF	PA
y-New York Giants	10	5	1	.656	307	265
Washington	8	7	1	.531	327	289
Philadelphia	6	9	1	.406	317	372
Dallas	6	10	0	.375	304	314
Arizona	4	12	0	.250	283	379

NFC CENTRAL

Team	W	L	T	Pct	PF	PA
yz-Green Bay	13	3	0	.813	422	282
x-Tampa Bay	10	6	0	.625	299	263
x-Detroit	9	7	0	.563	379	306
x-Minnesota	9	7	0	.563	354	359
Chicago	4	12	0	.250	263	421

NFC WEST

Team	W	L	T	Pct	PF	PA
*yz-San Francisco	13	3	0	.813	375	265
Carolina	7	9	0	.438	265	314
Atlanta	7	9	0	.438	320	361
New Orleans	6	10	0	.375	237	327
St. Louis	5	11	0	.313	299	359

*x – Playoffs; y – Division Title; z – First-round Bye; * – Home-field Advantage*

WILD CARD PLAYOFF GAMES

12/27 – at Denver 42, Jacksonville 17
12/27 – Minnesota 23, at New York Giants 22
12/28 – at New England 17, Miami 3
12/28 – at Tampa Bay 20, Detroit 10

DIVISIONAL PLAYOFF GAMES

1/3 – at Pittsburgh 7, New England 6
1/3 – at San Francisco 38, Minnesota 22
1/4 – Denver 14, at Kansas City 10
1/4 – at Green Bay 21, Tampa Bay 7

CONFERENCE CHAMPIONSHIPS

1/11 – Denver 24, at Pittsburgh 21
1/11 – Green Bay 23, at San Francisco 10

SUPER BOWL XXXII (SAN DIEGO)

1/25 – Denver 31, Green Bay 24

1996 FINAL STATISTICS (13-3)

Head Coach: Mike Shanahan **AFC West**: 1st **Home Stadium**: Mile High Stadium

Date	W-L	Score	Opponent	Attendance
Sept 1	W	31-6	New York Jets	70,595
Sept 8	W	30-20	at Seattle	43,671
Sept 15	W	27-23	Tampa Bay	71,535
Sept 22	L	14-17	at Kansas City	79,439
Sept 29	W	14-10	at Cincinnati	51,798
Oct 6	W	28-17	San Diego	75,058
Oct 20	W	45-34	Baltimore	70,453
Oct 27	W	34-7	Kansas City	75,652
Nov 4	W	22-21	at Oakland	61,179
Nov 10	W	17-12	Chicago	75,555
Nov 17	W	34-8	at New England	59,452
Nov 24	W	21-17	at Minnesota	59,142
Dec 1	W	34-7	Seattle	74,982
Dec 8	L	6-41	at Green Bay	60,712
Dec 15	W	24-19	Oakland	75,466
Dec 22	L	10-16	at San Diego	46,801

TEAM STATISTICS	Den	Opp
TOTAL FIRST DOWNS	336	261
Rushing	134	67
Passing	180	165
Penalty	22	29
3RD DOWN: MADE/ATT	112/229	78/217
3rd Down Pct.	48.9	35.9
4TH DOWN: MADE/ATT	6/11	7/16
4th Down Pct.	54.5	43.8
POSSESSION AVG.	33:17	26:43
TOTAL NET YARDS	5791	4470
Avg. Per Game	361.9	279.4
Total Plays	1092	951
Avg. Per Play	5.3	4.7
NET YARDS RUSHING	2362	1331
Avg. Per Game	147.6	83.2
Total Rushes	525	345
NET YARDS PASSING	3429	3139
Avg. Per Game	214.3	196.2
Sacked/Yards Lost	31/233	40/274
Gross Yards	3662	3413
Att./Completions	536/327	566/302
Completion Pct.	61.0	53.4
Had Intercepted	17	23
PUNTS/AVERAGE	65/41.8	83/46.1
NET PUNTING AVG.	65/36.2	83/37.4
PENALTIES/YARDS	109/949	119/834
FUMBLES/BALL LOST	27/15	26/9
TOUCHDOWNS	47	31
Rushing	20	5
Passing	26	22
Returns	1	4

SCORE BY PERIODS	1	2	3	4	OT	Total
BRONCOS	131	132	65	63	0	391
OPPONENTS	52	77	78	68	0	275

SCORING	TD	Ru	Pa	Rt	PAT	FG	2pt	PTS
Elam	0	0	0	0	46/46	21/28	0	109
Davis	15	13	2	0			0	90
Sharpe	10	0	10	0			0	60
McCaffrey	7	0	7	0			0	42
Elway	4	4	0	0			0	24
Miller	4	1	3	0			0	24
Craver	3	2	1	0			0	18
R. Smith	2	0	2	0			0	12
Braxton	1	0	0	1			0	6
Sherrard	1	0	1	0			0	6
BRONCOS	**47**	**20**	**26**	**1**	**46/46**	**21/28**	**0**	**391**
OPPONENTS	**31**	**5**	**22**	**4**	**25/25**	**20/23**	**2**	**275**

2-PT. CONVERSIONS: BRONCOS 0-1, OPPONENTS 2-6

SACKS: A. Williams 13.0, Geathers 5.0, Tanuvasa 5.0, Crockett 4.0, Perry 3.5, Romanowski 3.0, Hasselbach 2.0, Lodish 1.5, Mobley 1.5, D. Williams 1.0, Robinson 0.5,
BRONCOS 40.0, OPPONENTS 31.0

RUSHING	No.	Yds.	Avg.	Long	TD
Davis	345	1538	4.5	71t	13
Hebron	49	262	5.3	47	0
Elway	50	249	5.0	22	4
Craver	59	232	3.9	28	2
Lewis	4	39	9.8	18	0
Miller	3	39	13.0	26t	1
Rivers	2	6	3.0	3	0
R. Smith	1	1	1.0	1	0
Musgrave	12	-4	-0.3	6	0
BRONCOS	**525**	**2362**	**4.5**	**71t**	**20**
OPPONENTS	**345**	**1331**	**3.9**	**56**	**5**

RECEIVING	No.	Yds.	Avg.	Long	TD
Sharpe	80	1062	13.3	51	10
Miller	56	735	13.1	46	3
McCaffrey	48	553	11.5	39t	7
Craver	39	297	7.6	39t	1
Davis	36	310	8.6	23	2
R. Smith	16	237	14.8	49t	2
Sherrard	16	185	11.6	25t	1
Carswell	15	85	5.7	11	0
Chamberlain	12	129	10.8	17	0
Hebron	7	43	6.1	11	0
Kinchen	1	27	27.0	27	0
Rivers	1	-1	-1.0	-1	0
BRONCOS	**327**	**3662**	**11.2**	**51**	**26**
OPPONENTS	**302**	**3413**	**11.3**	**51t**	**22**

INTERCEPTIONS	No.	Yds.	Avg.	Long	TD
Braxton	9	128	14.2	69t	1
Atwater	3	11	3.7	11	0
Romanowski	3	1	0.3	1	0
Crockett	2	34	17.0	34	0
Washington	2	17	8.5	23	0
James	2	15	7.5	15	0
Hilliard	1	27	27.0	27	0
Mobley	1	8	8.0	8	0
BRONCOS	**23**	**241**	**10.5**	**69t**	**1**
OPPONENTS	**17**	**171**	**10.1**	**34**	**0**

PUNTING	No.	Yds.	Avg.	Net	TB	In20	Long	B
Rouen	65	2714	41.8	36.2	5	16	57	0
BRONCOS	**65**	**2714**	**41.8**	**36.2**	**5**	**16**	**57**	**0**
OPPONENTS	**83**	**3825**	**46.1**	**37.4**	**7**	**18**	**67**	**0**

PUNT RETURNS	No.	FC	Yds.	Avg.	Long	TD
Kinchen	26	4	300	11.5	40	0
R. Smith	23	15	283	12.3	36	0
BRONCOS	**49**	**19**	**583**	**11.9**	**40**	**0**
OPPONENTS	**23**	**22**	**261**	**11.3**	**88t**	**1**

KICKOFF RETURNS	No.	Yds.	Avg.	Long	TD
Hebron	45	1099	24.4	59	0
Chamberlain	3	49	16.3	21	0
Jeffers	1	18	18.0	18	0
R. Smith	1	29	29.0	29	0
BRONCOS	**50**	**1195**	**23.9**	**59**	**0**
OPPONENTS	**76**	**1602**	**21.1**	**97t**	**1**

FIELD GOALS	1-19	20-29	30-39	40-49	50+
Elam	2/2	8/8	4/5	6/10	1/3
OPPONENTS	**0/0**	**8/8**	**7/8**	**4/5**	**1/2**

ELAM: (28G) (18G, 28G, 33G) (45G, 20G) (52N, 34N) () () (34G) (40G, 47N, 29G) (36G, 43G, 28G) (24G) (52N, 28G, 47G) (42N) (44G, 18G) (40G, 39G) (38G, 40N) (51G, 45N).
OPPONENTS: () (27G, 40G) (24G, 355G, 28G) (37G) (44G) (27G) (45G, 33G) (54N) (30N) (35G, 48G) (40N), (27G) () (33G, 22G) (28G, 35G) (50G, 21G, 22G).

PASSING	Att.	Comp.	Yds.	Comp.%	Yd./Att.	TD	TD%	Int	Int%	LG	Sack/Lost	Rating
Elway	466	287	3328	61.6	7.14	26	5.6	14	3.0	51	26/194	89.2
Musgrave	52	31	276	59.6	5.31	0	0.0	2	3.8	46	4/32	57.9
Lewis	17	9	58	52.9	3.41	0	0.0	1	5.9	11	1/7	35.9
Craver	1	0	0	0.0	0.00	0	0.0	0	0.0	0	0/0	39.6
BRONCOS	**536**	**327**	**3662**	**61.0**	**6.83**	**26**	**4.9**	**17**	**3.2**	**51**	**31/233**	**84.3**
OPPONENTS	**566**	**302**	**3413**	**53.4**	**6.03**	**22**	**3.9**	**23**	**4.1**	**51t**	**40/274**	**67.7**

1996 DEFENSIVE STATS

(based on coaches' film review)

	TT	UT	A	S-YDS	I-YDS	PD	FF	FR
1 Romanowski	128	94	34	3-15	3-1	12	0	3
2 Aldridge	121	74	47	0-0	0-0	6	1	0
3 Atwater	116	89	27	0-0	3-11	9	1	0
4 Braxton	102	78	24	0-0	9-128	19	3	1
5 Mobley	93	67	26	1.5-2	1-8	4	0	0
6 Crockett	68	56	12	4-29	2-34	15	3	0
7 A. Williams	65	55	10	13-103	0-0	4	5	1
8 Washington	44	33	11	0-0	2-17	10	0	0
9 Perry	39	33	6	3.5-22	0-0	4	2	1
10 Hilliard	30	26	4	0-0	1-27	5	0	0
Lodish	30	19	11	1.5-8.5	0-0	0	0	0
12 Tanuvasa	24	15	9	5-39	0-0	1	0	1
13 James	22	17	5	0-0	2-15	7	1	1
D. Williams	22	14	8	1-3	0-0	0	0	1
15 Geathers	18	13	5	5-34	0-0	0	0	0
16 Hasselbach	17	14	3	2-16	0-0	2	2	0
17 Hauck	16	10	6	0-0	0-0	0	0	0
18 Cadrez	15	7	8	0-0	0-0	0	0	0
19 Johnson	9	8	1	0-0	0-0	2	1	0
20 Burns	5	2	3	0-0	0-0	0	0	0
21 R. Jones	3	2	1	0-0	0-0	1	0	0
E. Jones	3	2	1	0-0	0-0	0	0	0
23 Robinson	2	1	1	0.5-2.5	0-0	0	0	0
TOTALS	**992**	**729**	**263**	**40-274**	**23-241**	**101**	**19**	**9**

1996 GAMES STARTED

OFFENSE			DEFENSE		
QB	Elway, John	15	DE	Hasselbach, Harald	1
QB	Musgrave, Bill	1	DE	Williams, Alfred	16
RB	Davis, Terrell	16	DE	Williams, Dan	15
FB	Craver, Aaron	15	DT	Lodish, Mike	16
WR	McCaffrey, Ed	15	DT	Perry, Michael Dean	15
WR	Miller, Anthony	16	DT	Tanuvasa, Maa	1
WR	Smith, Rod	1	LB	Aldridge, Allen	16
TE	Carswell, Dwayne	2	LB	Mobley, John	16
TE	Sharpe, Shannon	15	LB	Romanowski, Bill	16
C	Nalen, Tom	16	CB	Crockett, Ray	15
T	Brown, Jamie	2	CB	Hilliard, Randy	3
T	Thompson, Broderick	16	CB	James, Tory	2
T	Zimmerman, Gary	14	CB	Washington, Lionel	12
G	Diaz-Infante, David	2	S	Atwater, Steve	16
G	Habib, Brian	16	S	Braxton, Tyrone	16
G	Schlereth, Mark	14			

1996 COACHES

Mike Shanahan (Head Coach), **Frank Bush** (Linebackers), **Barney Chavous** (Asst. Offensive Line/Asst. Strength and Conditioning), **Rick Dennison** (Offensive Asst.), **Ed Donatell** (Defensive Backs), **George Dyer** (Defensive Line), **Alex Gibbs** (Asst. Head Coach/Offensive Line), **Mike Heimerdinger** (Wide Receivers), **Gary Kubiak** (Offensive Coordinator/QBs), **Brian Pariani** (Tight Ends), **Greg Robinson** (Defensive Coordinator), **Greg Saporta** (Administrative Asst./Strength and Conditioning), **Richard Smith** (Special Teams), **Rick Smith** (Defensive Asst.), **Bobby Turner** (Running Backs), **Rich Tuten** (Strength and Conditioning).

1996 LEADERS / RANKINGS

INDIVIDUAL	PLAYER	NO.	AFC RANK	NFL RANK	NFL LEADER	NO.
Points	Elam	109	8	14	Kasay (CAR)	145
Rushing Yards	Davis	1,538	1	2	Sanders (DET)	1,553
Passing Yards	Elway	3,328	5	7	Brunell (JAC)	4,367
Passer Rating	Elway	89.2	1	4	Young (SF)	97.2
Receiving Yards	Sharpe	1,062	9	15	Bruce (STL)	1,338
Receptions	Sharpe	80	8t	16	Rice (SF)	108
Interceptions	Braxton	9	1	1t	Braxton (DEN)/Lyle (STL)	9
Sacks	A. Williams	13	3t	5t	Greene (CAR)	14.5

OFFENSE	NO.	AFC RANK	NFL RANK	NFL LEADER	NO.
Points Per Game	24.4	2	4	Green Bay	28.5
Total Yards Per Game	361.9	1	1	Denver	361.9
Yards Per Play	5.3	3	4t	Baltimore	5.6
Rushing Yards Per Game	147.6	1	1	Denver	147.6
Net Passing Yards Per Game	214.3	7	13	Baltimore	248.6

DEFENSE	NO.	AFC RANK	NFL RANK	NFL LEADER	NO.
Points Per Game	17.2	3	7	Green Bay	13.1
Total Yards Per Game	279.4	2	4	Green Bay	259.8
Yards Per Play	4.7	3t	6t	Green Bay	4.2
Rushing Yards Per Game	83.2	1	1	Denver	83.2
Net Passing Yards Per Game	196.2	4	10	Green Bay	171.3

1996 KEY AWARDS

Pro Bowl (9): S Steve Atwater, S Tyrone Braxton, RB Terrell Davis, QB John Elway, DE Michael Dean Perry, LB Bill Romanowski, TE Shannon Sharpe, DE Alfred Williams, T Gary Zimmerman. **AP All-Pro (6):** S Steve Atwater (second team), RB Terrell Davis (first team), QB John Elway (second team), TE Shannon Sharpe (first team), DE Alfred Williams (first team), T Gary Zimmerman (first team). **AP NFL Offensive Player of the Year:** RB Terrell Davis. ***Sports Illustrated* NFL MVP:** RB Terrell Davis. **K.C. 101 Club AFC Coach of the Year:** Mike Shanahan.

1996 NFL STANDINGS

AFC EAST

Team	W	L	T	Pct	PF	PA
yz-New England	11	5	0	.688	418	313
x-Buffalo	10	6	0	.625	319	266
x-Indianapolis	9	7	0	.563	317	334
Miami	8	8	0	.500	339	325
New York Jets	1	15	0	.063	279	454

AFC CENTRAL

Team	W	L	T	Pct	PF	PA
y-Pittsburgh	10	6	0	.625	344	257
x-Jacksonville	9	7	0	.563	325	335
Houston	8	8	0	.500	345	319
Cincinnati	8	8	0	.500	372	369
Baltimore	4	12	0	.250	371	441

AFC WEST

Team	W	L	T	Pct	PF	PA
***yz-Denver**	**13**	**3**	**0**	**.813**	**391**	**275**
Kansas City	9	7	0	.563	297	300
San Diego	8	8	0	.500	310	376
Oakland	7	9	0	.438	340	293
Seattle	7	9	0	.438	317	376

NFC EAST

Team	W	L	T	Pct	PF	PA
y-Dallas	10	6	0	.625	286	250
x-Philadelphia	10	6	0	.625	363	341
Washington	9	7	0	.563	364	312
Arizona	7	9	0	.438	300	397
New York Giants	6	10	0	.375	242	297

NFC CENTRAL

Team	W	L	T	Pct	PF	PA
*yz-Green Bay	13	3	0	.813	456	210
x-Minnesota	9	7	0	.563	298	315
Chicago	7	9	0	.438	283	305
Tampa Bay	6	10	0	.375	221	293
Detroit	5	11	0	.313	302	368

NFC WEST

Team	W	L	T	Pct	PF	PA
yz-Carolina	12	4	0	.750	367	218
x-San Francisco	12	4	0	.750	398	257
St. Louis	6	10	0	.375	303	409
Atlanta	3	13	0	.188	309	461
New Orleans	3	13	0	.188	229	339

*x – Playoffs; y – Division Title; z – First-round Bye; * – Home-field Advantage*

WILD CARD PLAYOFF GAMES

12/28 – Jacksonville 30, at Buffalo 27
12/28 – at Dallas 40, Minnesota 15
12/29 – at Pittsburgh 42, Indianapolis 14
12/29 – at San Francisco 14, Philadelphia 0

DIVISIONAL PLAYOFF GAMES

1/4 – Jacksonville 30, at Denver 27
1/4 – at Green Bay 35, San Francisco 14
1/5 – at New England 28, Pittsburgh 3
1/5 – at Carolina 26, Dallas 17

CONFERENCE CHAMPIONSHIPS

1/12 – at New England 20, Jacksonville 6
1/12 – at Green Bay 30, Carolina 13

SUPER BOWL XXXI (NEW ORLEANS)

1/26 – Green Bay 35, New England 21

1995 FINAL STATISTICS (8-8)

Head Coach: Mike Shanahan **AFC West**: 4th **Home Stadium**: Mile High Stadium

Date	W-L	Score	Opponent	Attendance
Sept 3	W	22-7	Buffalo	75,157
Sept 10	L	21-31	at Dallas	64,578
Sept 17	W	38-31	Washington	71,930
Sept 24	L	6-17	at San Diego	58,978
Oct 1	L	10-27	at Seattle	49,914
Oct 8	W	37-3	at New England	60,074
Oct 16	W	27-0	Oakland	75,491
Oct 22	L	7-21	Kansas City	71,044
Nov 5	W	38-6	Arizona	71,488
Nov 12	L	13-31	at Philadelphia	60,842
Nov 19	W	30-27	San Diego	74,681
Nov 26	L	33-42	at Houston	36,113
Dec 3	W	31-23	Jacksonville	72,231
Dec 10	L	27-31	Seattle	71,488
Dec 17	L	17-20	at Kansas City	75,061
Dec 24	W	31-28	at Oakland	50,074

TEAM STATISTICS	Den	Opp
TOTAL FIRST DOWNS	344	322
Rushing	114	114
Passing	205	186
Penalty	25	22
3RD DOWN: MADE/ATT	89/207	92/212
3rd Down Pct.	43.0	43.4
4TH DOWN: MADE/ATT	8/18	10/21
4th Down Pct.	44.4	47.6
POSSESSION AVG.	30:09	29:51
TOTAL NET YARDS	6040	5193
Avg. Per Game	377.5	324.6
Total Plays	1060	1010
Avg. Per Play	5.7	5.1
NET YARDS RUSHING	1995	1895
Avg. Per Game	124.7	118.4
Total Rushes	440	451
NET YARDS PASSING	4045	3298
Avg. Per Game	252.8	206.1
Sacked/Yards Lost	26/215	30/220
Gross Yards	4260	3518
Att./Completions	594/350	529/297
Completion Pct.	58.9	56.1
Had Intercepted	14	8
PUNTS/AVERAGE	54/40.9	76/42.8
NET PUNTING AVG.	54/37.3	76/34.9
PENALTIES/YARDS	109/851	103/848
FUMBLES/BALL LOST	25/16	20/13
TOUCHDOWNS	42	44
Rushing	14	19
Passing	27	20
Returns	1	5

SCORE BY PERIODS	1	2	3	4	OT	Total
BRONCOS	96	137	64	91	0	388
OPPONENTS	72	103	68	102	0	345

SCORING	TD	Ru	Pa	Rt	PAT	FG	S	PTS
Elam	0	0	0	0	39/39	31/38	0	132
Miller	14	0	14	0	0/0	0/0	0	84
Davis	8	7	1	0	0/0	0/0	0	48
Craver	6	5	1	0	0/0	0/0	0	36
Sharpe	4	0	4	0	0/0	0/0	0	24
Pritchard	3	0	3	0	0/0	0/0	0	18
McCaffrey	2	0	2	0	0/0	0/0	0	14
Elway	1	1	0	0	0/0	0/0	0	14
Bernstine	1	1	0	0	0/0	0/0	0	6
Evans	1	0	1	0	0/0	0/0	0	6
Smith	1	0	1	0	0/0	0/0	0	6
Crockett	1	0	0	1	0/0	0/0	0	6
BRONCOS	**42**	**14**	**27**	**1**	**39/39**	**31/38**	**0**	**388**
OPPONENTS	**44**	**19**	**20**	**5**	**42/42**	**13/19**	**0**	**345**

2-PT. CONVERSIONS: Elway, McCaffrey, **BRONCOS 2-3, OPPONENTS 0-2**

SACKS: Perry 6.0, Fletcher 5.0, Hasselbach 4.0, Crockett 3.0, Cadrez 2.0, Dronett 2.0, Williams 2.0, Aldridge 1.5, Burns 1.5, Jones 1.0, Robinson 1.0, Alexander 0.5, Wilson 0.5,
BRONCOS 30.0, OPPONENTS 26.0

RUSHING	No.	Yds.	Avg.	Long	TD
Davis	237	1117	4.7	60t	7
Craver	73	333	4.6	23	5
Milburn	49	266	5.4	29	0
Elway	41	176	4.3	25	1
Bernstine	23	76	3.3	18	1
Pritchard	6	17	2.8	9	0
Millen	3	8	2.7	7	0
Miller	1	5	5.0	5	0
Rivers	2	2	1.0	1	0
McCaffrey	1	-1	-1.0	-1	0
Musgrave	4	-4	-1.0	0	0
BRONCOS	**440**	**1995**	**4.5**	**60t**	**14**
OPPONENTS	**451**	**1895**	**4.2**	**74t**	**19**

RECEIVING	No.	Yds.	Avg.	Long	TD
Sharpe	63	756	12.0	49	4
Miller	59	1079	18.3	62t	14
Davis	49	367	7.5	31	1
Craver	43	369	8.6	32	1
McCaffrey	39	477	12.2	35	2
Pritchard	33	441	13.4	45t	3
Milburn	22	191	8.7	23	0
Johnson	12	170	14.2	23	0
Evans	12	124	10.3	22	1
Smith	6	152	25.3	43t	1
Bernstine	5	54	10.8	38	0
Carswell	3	37	12.3	5	0
Rivers	3	32	10.7	23	0
Chamberlain	1	11	11.0	11	0
BRONCOS	**350**	**4260**	**12.2**	**62t**	**27**
OPPONENTS	**297**	**3518**	**11.8**	**57**	**20**

INTERCEPTIONS	No.	Yds.	Avg.	Long	TD
Atwater	3	54	18.0	25	0
Braxton	2	36	18.0	36	0
Alexander	2	5	2.5	4	0
Hager	1	19	19.0	19	0
BRONCOS	**8**	**114**	**14.3**	**36**	**0**
OPPONENTS	**14**	**103**	**7.4**	**29**	**0**

PUNTING	No.	Yds.	Avg.	Net	TB	In20	Long	B
Rouen	52	2192	42.2	37.6	3	22	61	1
Elam	1	17	17.0	17.0	0	1	17	0
BRONCOS	**54**	**2209**	**40.9**	**37.3**	**3**	**23**	**61**	**1**
OPPONENTS	**76**	**3253**	**42.8**	**34.9**	**12**	**18**	**62**	**0**

PUNT RETURNS	No.	FC	Yds.	Avg.	Long	TD
Milburn	31	17	354	11.4	44	0
Crockett	0	0	4	—	4	0
Smith	0	1	0	—	—	0
BRONCOS	**31**	**18**	**358**	**11.5**	**44**	**0**
OPPONENTS	**25**	**12**	**137**	**5.5**	**52**	**0**

KICKOFF RETURNS	No.	Yds.	Avg.	Long	TD
Milburn	47	1269	27.0	86	0
Craver	7	50	7.1	13	0
Smith	4	54	13.5	17	0
Robinson	1	14	14.0	14	0
Burns	1	5	5.0	5	0
BRONCOS	**60**	**1392**	**23.2**	**86**	**0**
OPPONENTS	**77**	**1671**	**21.7**	**94t**	**2**

FIELD GOALS	1-19	20-29	30-39	40-49	50+
Elam	0/0	7/9	14/15	5/7	5/7
OPPONENTS	**0/0**	**4/4**	**4/7**	**4/5**	**1/3**

ELAM: (22G,52G,20G,38N,38G,37G) () (20G) (23G,52G) (23N,52N,30G) (37G,30G,51G) (30G, 32G,33G,37G) () (53G) (44G,48G) (20G,35G, 46N,32G) (56G,48N,35G) (38G) (29G,46G,66N) (49G) (45G,28N,27G,37G)
OPPONENTS: () (45G) (30N,31G) (45G) (48N, 45G,20G) (51G) () (35N) (31G,20G,54N) (52N, 39G) (29G,32G) () (47G) (36G) (37N) ()

PASSING	Att.	Comp.	Yds.	Comp.%	Yd./Att.	TD	TD%	Int	Int%	LG	Sack/Lost	Rating
Elway	542	316	3970	58.3	7.32	26	4.8	14	2.6	62t	22/180	86.4
Millen	40	26	197	65.0	4.93	1	2.5	0	0.0	18	4/32	85.1
Musgrave	12	8	93	66.7	7.75	0	0.0	0	0.0	23	0/0	89.9
BRONCOS	**594**	**350**	**4260**	**58.9**	**7.17**	**27**	**4.5**	**14**	**2.4**	**62t**	**26/215**	**86.4**
OPPONENTS	**529**	**297**	**3518**	**56.1**	**6.65**	**20**	**3.8**	**8**	**1.5**	**57**	**30/220**	**82.9**

1995 DEFENSIVE STATS

(based on coaches' film review)

	TT	UT	A	S-YDS	I-YDS	PD	FF	FR
1 Atwater	148	107	41	0-0	3-54	8	3	0
2 Aldridge	110	77	33	1.5-10.5	0-0	3	1	1
Braxton	110	74	36	0-0	2-36	10	0	0
4 Crockett	78	61	17	3-32	0-0	16	1	1
5 Wyman	73	54	19	0-0	0-0	1	1	0
6 Washington	62	46	16	0-0	0-0	9	1	1
7 J. Jones	49	26	23	1-8	0-0	0	0	2
8 Hager	48	35	13	0-0	1-19	5	0	0
9 Cadrez	44	22	22	2-3	0-0	0	2	0
10 Perry	42	38	4	6-52	0-0	8	2	0
11 Fletcher	40	34	6	5-42	0-0	1	2	0
12 Alexander	36	28	8	0.5-1	2-5	3	1	0
13 D. Jones	25	17	8	0-0	0-0	1	2	0
14 Hasselbach	24	15	9	4-23	0-0	2	0	4
15 Burns	22	14	8	1.5-9	0-0	0	1	0
16 Hilliard	20	16	4	0-0	0-0	4	1	0
17 Thomas	17	12	5	0-0	0-0	3	1	0
18 Hauck	16	10	6	0-0	0-0	1	0	0
19 R. Jones	10	8	2	0-0	0-0	3	0	0
20 Dronett	8	5	3	2-12	0-0	1	0	0
21 Williams	6	5	1	2-19	0-0	1	0	0
Robinson	6	3	3	1-4	0-0	0	0	1
23 Lodish	4	4	0	0-0	0-0	0	0	0
24 Garnett	3	3	0	0-0	0-0	0	0	0
25 Bradford	1	1	0	0-0	0-0	1	0	0
Wilson	1	1	0	0.5-4.5	0-0	0	0	0
TOTALS	**1,003**	**716**	**287**	**30-220**	**7-114**	**81**	**19**	**10**

1995 GAMES STARTED

OFFENSE

QB	Elway, John	16
RB	Bernstein, Rod	3
RB	Craver, Aaron	12
RB	Davis, Terrell	14
RB	Milburn, Glyn	1
WR	Johnson, Vance	1
WR	McCaffrey, Ed	4
WR	Miller, Anthony	14
WR	Pritchard, Mike	13
WR	Smith, Rod	1
TE	Carswell, Dwayne	2
TE	Evans, Jerry	2
TE	Sharpe, Shannon	12
C	Nalen, Tom	15
C	Tamm, Ralph	1
T	Thompson, Broderick	16
T	Zimmerman, Gary	16
G	Habib, Brian	16
G	Schlereth, Mark	16

DEFENSE

DE	Dronett, Shane	2
DE	Hasselbach, Harald	10
DE	Williams, Dan	6
DT	Jones, James	16
DT	Perry, Michael Dean	14
LB	Aldridge, Allen	12
LB	Alexander, Elijah	8
LB	Cadrez, Glenn	7
LB	Fletcher, Simon	16
LB	Hager, Britt	5
LB	Jones, Dante	5
LB	Wyman, Dave	11
CB	Crockett, Ray	16
CB	Washington, Lionel	16
S	Atwater, Steve	16
S	Braxton, Tyrone	16

1995 COACHES

Mike Shanahan (Head Coach), **Frank Bush** (Linebackers), **Barney Chavous** (Asst. Offensive Line/Asst. Strength and Conditioning), **Rick Dennison** (Offensive Asst.), **Ed Donatell** (Defensive Backs), **George Dyer** (Defensive Line), **Alex Gibbs** (Asst. Head Coach/Offensive Line), **Mike Heimerdinger** (Wide Receivers), **Gary Kubiak** (Offensive Coordinator/QBs), **Brian Pariani** (Tight Ends), **Al Reynolds** (Defensive Asst./Asst. Defensive Backs), **Greg Robinson** (Defensive Coordinator), **Greg Saporta** (Administrative Asst./Strength and Conditioning), **Richard Smith** (Special Teams), **Bobby Turner** (Running Backs), **Rich Tuten** (Strength and Conditioning).

1995 LEADERS / RANKINGS

INDIVIDUAL	PLAYER ..... NO.	AFC RANK	NFL RANK	NFL LEADER ..... NO.
Points	Elam 132	2	3t	Smith (DAL) 150
Rushing Yards	Davis 1,117	3	9	Smith (DAL) 1,773
Passing Yards	Elway 3,970	1	5t	Favre (GB) 4,413
Passer Rating	Elway 86.4	6	14	Harbaugh (IND) 100.7
Receiving Yards	Miller 1,079	5	16	Rice (SF) 1,848
Receptions	Sharpe 63	12t	29t	Moore (DET) 123
Interceptions	Atwater 3	16t	37t	Thomas (MIN) 9
Sacks	Perry 6	25t	48t	Paup (BUF) 17.5

OFFENSE ..... NO.	AFC RANK	NFL RANK	NFL LEADER ..... NO.
Points Per Game 24.3	3	9	San Francisco 28.6
Total Yards Per Game 377.5	1	3	Detroit 382.1
Yards Per Play 5.7	1	3t	Detroit 6.0
Rushing Yards Per Game 124.7	3	5	Kansas City 138.9
Net Passing Yards Per Game 252.8	2	7	San Francisco 288.0

DEFENSE ..... NO.	AFC RANK	NFL RANK	NFL LEADER ..... NO.
Points Per Game 21.6	9	17	Kansas City 15.1
Total Yards Per Game 324.6	9	15	San Francisco 274.9
Yards Per Play 5.1	9	14t	Kansas City 4.3
Rushing Yards Per Game 118.4	11	23	San Francisco 66.3
Net Passing Yards Per Game 206.1	5	9	New York Jets 171.3

1995 KEY AWARDS

Pro Bowl (6): S Steve Atwater, K Jason Elam, KR Glyn Milburn, WR Anthony Miller, TE Shannon Sharpe, T Gary Zimmerman. **AP All-Pro (4):** K Jason Elam (second team), KR Glyn Milburn (second team), TE Shannon Sharpe (second team), T Gary Zimmerman (second team). ***Football Digest* NFL Rookie of the Year:** RB Terrell Davis.

1995 NFL STANDINGS

AFC EAST

Team	W	L	T	Pct	PF	PA
y-Buffalo	10	6	0	.625	350	335
x-Indianapolis	9	7	0	.563	331	316
x-Miami	9	7	0	.563	398	332
New England	6	10	0	.375	294	377
New York Jets	3	13	0	.188	233	384

AFC CENTRAL

Team	W	L	T	Pct	PF	PA
yz-Pittsburgh	11	5	0	.688	407	327
Cincinnati	7	9	0	.438	349	374
Houston	7	9	0	.438	348	324
Cleveland	5	11	0	.313	289	356
Jacksonville	4	12	0	.250	275	404

AFC WEST

Team	W	L	T	Pct	PF	PA
*yz-Kansas City	13	3	0	.813	358	241
x-San Diego	9	7	0	.563	321	323
Seattle	8	8	0	.500	363	366
Denver	**8**	**8**	**0**	**.500**	**388**	**345**
Oakland	8	8	0	.500	348	332

NFC EAST

Team	W	L	T	Pct	PF	PA
*yz-Dallas	12	4	0	.750	435	291
x-Philadelphia	10	6	0	.625	318	338
Washington	6	10	0	.375	326	359
New York Giants	5	11	0	.313	290	340
Arizona	4	12	0	.250	275	422

NFC CENTRAL

Team	W	L	T	Pct	PF	PA
y-Green Bay	11	5	0	.688	404	314
x-Detroit	10	6	0	.625	436	336
Chicago	9	7	0	.563	392	360
Minnesota	8	8	0	.500	412	385
Tampa Bay	7	9	0	.438	238	335

NFC WEST

Team	W	L	T	Pct	PF	PA
yz-San Francisco	11	5	0	.688	457	258
x-Atlanta	9	7	0	.563	362	349
St. Louis	7	9	0	.438	309	418
Carolina	7	9	0	.438	289	325
New Orleans	7	9	0	.438	319	348

*x – Playoffs; y – Division Title; z – First-round Bye; * – Home-field Advantage*

WILD CARD PLAYOFF GAMES

12/30 – at Buffalo 37, Miami 22
12/30 – at Philadelphia 58, Detroit 37
12/31 – Indianapolis 35, at San Diego 20
12/31 – at Green Bay 37, Atlanta 20

DIVISIONAL PLAYOFF GAMES

1/6 – at Pittsburgh 40, Buffalo 21
1/6 – Green Bay 27, at San Francisco 17
1/7 – Indianapolis 10, at Kansas City 7
1/7 – at Dallas 30, Philadelphia 11

CONFERENCE CHAMPIONSHIPS

1/14 – at Pittsburgh 20, Indianapolis 16
1/14 – at Dallas 38, Green Bay 27

SUPER BOWL XXX (TEMPE, ARIZ.)

1/28 – Dallas 27, Pittsburgh 17

1994 FINAL STATISTICS (7-9)

Head Coach: Wade Phillips **AFC West**: 4th **Home Stadium**: Mile High Stadium

Date	W-L	Score	Opponent	Attendance
Sept 4	L	34-37	San Diego	74,032
Sept 11	L	22-25	at New York Jets (OT)	73,436
Sept 18	L	16-48	L.A. Raiders	75,764
Sept 26	L	20-27	at Buffalo	75,373
Oct 9	W	16-9	at Seattle	63,872
Oct 17	L	28-31	Kansas City	75,151
Oct 23	W	20-15	at San Diego	61,626
Oct 30	W	26-14	Cleveland	73,190
Nov 6	L	21-27	at L.A. Rams	48,103
Nov 13	W	17-10	Seattle	71,290
Nov 20	W	32-28	Atlanta	70,594
Nov 27	W	15-13	Cincinnati	69,714
Dec 4	W	20-17	at Kansas City (OT)	77,631
Dec 11	L	13-23	at L.A. Raiders	60,016
Dec 17	L	19-42	at San Francisco	64,884
Dec 24	L	28-30	New Orleans	64,445

TEAM STATISTICS	Den	Opp
TOTAL FIRST DOWNS	346	303
Rushing	101	103
Passing	202	182
Penalty	43	18
3RD DOWN: MADE/ATT	87/231	86/217
3rd Down Pct.	37.7	39.6
4TH DOWN: MADE/ATT	7/17	3/10
4th Down Pct.	41.2	30.0
POSSESSION AVG.	30:58	29:02
TOTAL NET YARDS	5487	5907
Avg. Per Game	342.9	369.2
Total Plays	1112	1023
Avg. Per Play	4.9	5.8
NET YARDS RUSHING	1470	1752
Avg. Per Game	91.9	109.5
Total Rushes	431	432
NET YARDS PASSING	4017	4155
Avg. Per Game	251.1	259.7
Sacked/Yards Lost	55/366	23/141
Gross Yards	4383	4296
Att./Completions	626/388	568/322
Completion Pct.	62.0	56.7
Had Intercepted	13	12
PUNTS/AVERAGE	76/42.9	76/43.5
NET PUNTING AVG.	76/37.1	76/35.8
PENALTIES/YARDS	101/865	134/1031
FUMBLES/BALL LOST	27/18	24/14
TOUCHDOWNS	37	43
Rushing	19	12
Passing	18	28
Returns	0	3

SCORE BY PERIODS	1	2	3	4	OT	Total
BRONCOS	53	96	102	93	3	347
OPPONENTS	64	148	77	104	3	396

SCORING	TD	Ru	Pa	Rt	PAT	FG	S	PTS
Elam	0	0	0	0	29/29	30/37	0	119
L. Russell	9	9	0	0	0/0	0/0	0	54
Miller	5	0	5	0	0/0	0/0	0	32
Sharpe	4	0	4	0	0/0	0/0	0	28
Elway	4	4	0	0	0/0	0/0	0	24
Milburn	4	1	3	0	0/0	0/0	0	24
Clark	3	3	0	0	0/0	0/0	0	18
Evans	2	0	2	0	0/0	0/0	0	12
Rivers	2	2	0	0	0/0	0/0	0	12
Campbell	1	0	1	0	0/0	0/0	0	6
Pritchard	1	0	1	0	0/0	0/0	0	6
D. Russell	1	0	1	0	0/0	0/0	0	6
Tillman	1	0	1	0	0/0	0/0	0	6
BRONCOS	**37**	**19**	**18**	**0**	**29/29**	**30/37**	**0**	**347**
OPPONENTS	**43**	**12**	**28**	**3**	**35/35**	**31/37**	**0**	**396**

2-PT. CONVERSIONS: Sharpe 2, Miller, **BRONCOS 3-8, OPPONENTS 5-8**

SACKS: Fletcher 7.0, Dronett 6.0, Washington 2.5, Hasselbach 2.0, Mecklenburg 1.5, Alexander 1.0, Bradford 1.0, Robinson 1.0, D. Smith 1.0, **BRONCOS 23.0, OPPONENTS 55.0**

RUSHING	No.	Yds.	Avg.	Long	TD
L. Russell	190	620	3.3	22t	9
Elway	58	235	4.1	22	4
Milburn	58	201	3.5	20	1
Clark	56	168	3.0	12	3
Bernstine	17	91	5.4	24	0
Rivers	43	83	1.9	11	2
Millen	5	57	11.4	24	0
Campbell	2	6	3.0	6	0
D. Russell	1	6	6.0	6	0
Miller	1	3	3.0	3	0
BRONCOS	**431**	**1470**	**3.4**	**24**	**19**
OPPONENTS	**432**	**1752**	**4.1**	**36**	**12**

RECEIVING	No.	Yds.	Avg.	Long	TD
Sharpe	87	1010	11.6	44	4
Milburn	77	549	7.1	33	3
Miller	60	1107	18.5	76	5
L. Russell	38	227	6.0	19	0
Tillman	28	455	16.3	63	1
D. Russell	25	342	13.7	43	1
Rivers	20	136	6.8	25	0
Pritchard	19	271	14.3	50t	1
Evans	13	127	9.8	20t	2
Bernstine	9	70	7.8	16	0
Clark	9	47	5.2	10	0
Kimbrough	2	20	10.0	12	0
Campbell	1	22	22.0	22t	1
BRONCOS	**388**	**4383**	**11.3**	**76**	**18**
OPPONENTS	**322**	**4296**	**13.3**	**75t**	**28**

INTERCEPTIONS	No.	Yds.	Avg.	Long	TD
Jones	2	9	4.5	9	0
Hilliard	2	8	4.0	8	0
Crockett	2	6	3.0	6	0
Atwater	1	24	24.0	24	0
Washington	1	5	5.0	5	0
Fletcher	1	4	4.0	4	0
Alexander	1	2	2.0	2	0
B. Smith	1	0	0.0	0	0
Williams	1	-3	-3.0	-3	0
BRONCOS	**12**	**55**	**4.6**	**24**	**0**
OPPONENTS	**13**	**288**	**22.2**	**99t**	**3**

PUNTING	No.	Yds.	Avg.	Net	TB	In20	Long	B
Rouen	76	3258	42.9	37.1	8	23	59	0
TEAM	**76**	**3258**	**42.9**	**37.1**	**8**	**23**	**59**	**0**
OPPONENTS	**76**	**3303**	**43.5**	**35.8**	**10**	**21**	**62**	**0**

PUNT RETURNS	No.	FC	Yds.	Avg.	Long	TD
Milburn	41	4	379	9.2	44	0
BRONCOS	**41**	**4**	**379**	**9.2**	**44**	**0**
OPPONENTS	**39**	**13**	**275**	**7.1**	**29**	**0**

KICKOFF RETURNS	No.	Yds.	Avg.	Long	TD
Milburn	37	793	21.4	40	0
By'not'e	24	545	22.7	41	0
D. Russell	5	105	21.0	34	0
Campbell	3	24	8.0	11	0
Clark	3	34	11.3	20	0
Carswell	1	0	0.0	0	0
Evans	1	6	6.0	6	0
Swann	1	16	16.0	16	0
BRONCOS	**75**	**1523**	**20.3**	**41**	**0**
OPPONENTS	**70**	**1396**	**19.9**	**62**	**0**

FIELD GOALS	1-19	20-29	30-39	40-49	50+
Elam	0/0	11/11	11/11	7/12	1/3
OPPONENTS	**3/3**	**8/9**	**11/13**	**9/10**	**0/2**

ELAM: (25G, 43G) (43G,21G,29G) (43G) (41N, 28G,43G) (26G,33G,37G,43N) () (49N,54G,25G) (27G,32G) (42G,57N,29G) (42G) (35G,50B) (34G,33G,45N,37G,44N) (34G,34G) (20G,21G) (28G,45G) (32G,30G)
OPPONENTS: (27G) (39G) (42G,33G) (36G, 28G) (37G, 36G,42G) (27N,19G) (22G,39G,37G, 26G,44G) (43G,45G) (35G,18G) (56N,19G) () (43G,32G,51N) (22G,37B) (44G,29G,47G,30G, 28G) () (26G,44B,32B,37G,40G)

PASSING	Att.	Comp.	Yds.	Comp.%	Yd./Att.	TD	TD%	Int	Int%	LG	Sack/Lost	Rating
Elway	494	307	3490	62.1	7.06	16	3.2	10	2.0	63	46/303	85.7
Millen	131	81	893	61.8	6.82	2	1.5	3	2.3	76	9/63	77.6
Rivers	1	0	0	0.0	0.00	0	0.0	0	0.0	0	0/0	39.6
BRONCOS	**626**	**388**	**4383**	**62.0**	**7.00**	**18**	**2.9**	**13**	**2.1**	**76**	**55/366**	**83.8**
OPPONENTS	**568**	**322**	**4296**	**56.7**	**7.56**	**28**	**4.9**	**12**	**2.1**	**75t**	**23/141**	**88.5**

1994 DEFENSIVE STATS

(based on coaches' film review)

	TT	UT	A	S-YDS	I-YDS	PD	FF	FR
1 Alexander	172	105	67	1-10	1-2	7	0	1
2 Atwater	125	72	53	0-0	1-24	8	1	2
3 Mecklenburg	85	52	33	1.5-11	0-0	3	2	2
4 Washington	82	49	33	2.5-13	1-5	3	2	0
5 Fletcher	76	42	34	7-41	1-4	5	1	2
6 Crockett	70	48	22	0-0	2-6	20	0	2
7 B. Smith	68	54	14	0-0	1-0	14	0	0
8 Hasselbach	66	40	26	2-13	0-0	1	1	0
9 Dronett	63	39	24	6-35	0-0	5	1	0
10 R. Jones	55	37	18	0-0	2-9	5	0	1
11 Croel	52	29	23	0-0	0-0	1	1	0
12 Hilliard	51	46	5	0-0	2-8	14	2	0
13 D. Smith	42	25	17	1-9	0-0	5	0	1
14 D. Hall	34	18	16	0-0	0-0	1	0	0
15 Bradford	27	18	9	1-8	0-0	5	0	0
16 Fuller	22	17	5	0-0	0-0	3	0	0
Williams	22	11	11	0-0	1--3	2	0	0
18 Harvey	21	9	12	0-0	0-0	2	0	0
19 Burns	18	14	4	0-0	0-0	0	0	0
20 J. Robinson	14	8	6	1-1	0-0	1	0	0
21 Wyman	11	7	4	0-0	0-0	0	0	0
22 Aldridge	8	1	7	0-0	0-0	0	0	0
23 Oshodin	5	5	0	0-0	0-0	0	0	0
24 Sanders	3	1	2	0-0	0-0	0	0	0
25 By'not'e	1	1	0	0-0	0-0	0	0	0
Donahue	1	0	1	0-0	0-0	0	0	0
TOTAL	**1,194**	**748**	**446**	**23-141**	**12-55**	**105**	**11**	**11**

1994 GAMES STARTED

OFFENSE			DEFENSE		
QB	Elway, John	14	DE	Dronett, Shane	15
QB	Millen, Hugh	2	DE	Fletcher, Simon	16
RB	Bernstein, Rod	3	DE	Hasselbach, Harald	1
RB	Clark, Derrick	4	DE	Williams, Dan	15
RB	Milburn, Glyn	6	NT	Washington, Ted	16
RB	Rivers, Reggie	1	LB	Aldridge, Allen	2
RB	Russell, Leonard	14	LB	Alexander, Elijah	16
WR	Campbell, Jeff	1	LB	Burns, Keith	1
WR	Miller, Anthony	14	LB	Croel, Mike	12
WR	Russell, Derek	12	LB	Fuller, Randy	1
WR	Tillman, Cedric	3	LB	Harvey, Richard	1
TE	Evans, Jerry	9	LB	Mecklenburg, Karl	15
TE	Sharpe, Shannon	13	CB	Bradford, Ronnie	1
C	Widell, Dave	16	CB	Crockett, Ray	14
T	Freeman, Russell	7	CB	Hilliard, Randy	4
T	Maggs, Don	1	CB	Smith, Ben	14
T	Scrafford, Kirk	8	S	Atwater, Steve	14
T	Zimmerman, Gary	16	S	Hall, Darryl	3
G	Habib, Brian	16	S	Jones, Rondell	2
G	Melander, Jon	15	S	Smith, Dennis	12
G	Nalen, Tom	1			

1994 COACHES

Wade Phillips (Head Coach), **Vernon Banks** (Strength & Conditioning), **Barney Chavous** (Defensive Line Asst./Strength & Conditioning Asst.), **Jim Fassel** (Asst. Head Coach/Offensive Coordinator), **Mo Forte** (Wide Receivers), **Leon Fuller** (Defensive Backs), **Bishop Harris** (Running Backs), **John Levra** (Offensive Line), **Rex Norris** (Defensive Line), **Al Reynolds** (Asst. Defensive Backs/Quality Control), **Harold Richardson** (Special Asst. to the Head Coach/Offense), **Richard Smith** (Special Teams/Linebackers), **Les Steckel** (Tight Ends), **Charlie Waters** (Defensive Coordinator), **John Paul Young** (Linebackers).

1994 LEADERS / RANKINGS

INDIVIDUAL	PLAYER	NO.	AFC RANK	NFL RANK	NFL LEADER	NO.
Points	Elam	119	2	3	Carney (SD)	135
Rushing Yards	Russell	620	15	27	Sanders (DET)	1,883
Passing Yards	Elway	3,490	3	8	Bledsoe (NE)	4,555
Passer Rating	Elway	85.7	2	4	Young (SF)	112.8
Receiving Yards	Miller	1,107	6	15	Rice (SF)	1,499
Receptions	Sharpe	87	4	8	Carter (MIN)	122
Interceptions	Jones/Hilliard/Crockett	2	33t	69t	Williams (ARI)	9
Sacks	Fletcher	7	16t	31t	Greene (PIT)	14

OFFENSE	NO.	AFC RANK	NFL RANK	NFL LEADER	NO.
Points Per Game	21.7	4	10	San Francisco	31.6
Total Yards Per Game	342.9	4	6	Miami	379.9
Yards Per Play	4.9	5t	14t	San Francisco	5.8
Rushing Yards Per Game	91.9	13	23	Pittsburgh	136.3
Net Passing Yards Per Game	273.9	3	4	New England	286.4

DEFENSE	NO.	AFC RANK	NFL RANK	NFL LEADER	NO.
Points Per Game	24.8	13	26	Cleveland	12.8
Total Yards Per Game	369.2	14	28	Dallas	269.6
Yards Per Play	5.8	14	28	Dallas	4.3
Rushing Yards Per Game	109.5	8	16	Minnesota	68.1
Net Passing Yards Per Game	259.7	14	28	Dallas	172.0

1994 KEY AWARDS

Pro Bowl (4): S Steve Atwater, QB John Elway, TE Shannon Sharpe, T Gary Zimmerman.

1994 NFL STANDINGS

AFC EAST

Team	W	L	T	Pct	PF	PA
y-Miami	10	6	0	.625	389	327
x-New England	10	6	0	.625	351	312
Indianapolis	8	8	0	.500	307	320
Buffalo	7	9	0	.438	340	356
New York Jets	6	10	0	.375	264	320

AFC CENTRAL

Team	W	L	T	Pct	PF	PA
*yz-Pittsburgh	12	4	0	.750	316	234
x-Cleveland	11	5	0	.688	340	204
Cincinnati	3	13	0	.188	276	406
Houston	2	14	0	.125	226	352

AFC WEST

Team	W	L	T	Pct	PF	PA
yz-San Diego	11	5	0	.688	381	306
x-Kansas City	9	7	0	.563	319	298
L.A. Raiders	9	7	0	.563	303	327
Denver	**7**	**9**	**0**	**.438**	**347**	**396**
Seattle	6	10	0	.375	287	323

NFC EAST

Team	W	L	T	Pct	PF	PA
yz-Dallas	12	4	0	.750	414	248
New York Giants	9	7	0	.563	279	305
Arizona	8	8	0	.500	235	267
Philadelphia	7	9	0	.438	308	308
Washington	3	13	0	.188	320	412

NFC CENTRAL

Team	W	L	T	Pct	PF	PA
y-Minnesota	10	6	0	.625	356	314
x-Green Bay	9	7	0	.563	382	287
x-Detroit	9	7	0	.563	357	342
x-Chicago	9	7	0	.563	271	307
Tampa Bay	6	10	0	.375	251	351

NFC WEST

Team	W	L	T	Pct	PF	PA
*yz-San Francisco	13	3	0	.813	505	296
New Orleans	7	9	0	.438	348	407
Atlanta	7	9	0	.438	317	385
L.A. Rams	4	12	0	.250	286	365

*x – Playoffs; y – Division Title; z – First-round Bye; * – Home-field Advantage*

WILD CARD PLAYOFF GAMES

12/31 – at Miami 27, Kansas City 17
12/31 – at Green Bay 16, Detroit 12
1/1 – at Cleveland 20, New England 13
1/1 – Chicago 35, at Minnesota 18

DIVISIONAL PLAYOFF GAMES

1/7 – at Pittsburgh 29, Cleveland 9
1/7 – at San Francisco 44, Chicago 15
1/8 – at San Diego 22, Miami 21
1/8 – at Dallas 35, Green Bay 9

CONFERENCE CHAMPIONSHIPS

1/15 – San Diego 17, at Pittsburgh 13
1/15 – at San Francisco 38, Dallas 28

SUPER BOWL XXIX (MIAMI)

1/29 – San Francisco 49, San Diego 26

1993 FINAL STATISTICS (9-7)

Head Coach: Wade Phillips **AFC West**: 3rd **Home Stadium**: Mile High Stadium

Date	W-L	Score	Opponent	Attendance
Sept 5	W	26-20	at New York Jets	68,130
Sept 12	W	34-17	San Diego	75,074
Sept 20	L	7-15	at Kansas City	78,453
Oct 3	W	35-13	Indianapolis	74,953
Oct 10	L	27-30	at Green Bay	58,943
Oct 18	L	20-23	L.A. Raiders	75,712
Oct 31	W	28-17	Seattle	73,644
Nov 7	W	29-14	at Cleveland	77,818
Nov 14	L	23-26	Minnesota	67,329
Nov 21	W	37-13	Pittsburgh	74,840
Nov 28	W	17-9	at Seattle	57,812
Dec 5	L	10-13	at San Diego	60,233
Dec 12	W	27-21	Kansas City	75,822
Dec 18	W	13-3	at Chicago	53,056
Dec 26	L	10-17	Tampa Bay	73,434
Jan 2	L	30-33	at L.A. Raiders (OT)	66,904

TEAM STATISTICS	Den	Opp
TOTAL FIRST DOWNS	327	280
Rushing	105	86
Passing	187	181
Penalty	35	13
3RD DOWN: MADE/ATT	98/225	71/215
3rd Down Pct.	43.6	33.0
4TH DOWN: MADE/ATT	2/11	8/17
4th Down Pct.	18.2	47.1
POSSESSION AVG.	31:23	28:37
TOTAL NET YARDS	5461	5149
Avg. Per Game	341.3	321.8
Total Plays	1060	1005
Avg. Per Play	5.2	5.1
NET YARDS RUSHING	1693	1418
Avg. Per Game	105.8	88.6
Total Rushes	468	397
NET YARDS PASSING	3768	3731
Avg. Per Game	235.5	233.2
Sacked/Yards Lost	39/293	46/238
Gross Yards	4061	3969
Att./Completions	553/350	562/314
Completion Pct.	63.3	55.9
Had Intercepted	10	18
PUNTS/AVERAGE	68/44.4	81/43.7
NET PUNTING AVG.	68/37.1	81/36.0
PENALTIES/YARDS	112/822	128/1019
FUMBLES/BALL LOST	29/18	27/13
TOUCHDOWNS	42	27
Rushing	13	6
Passing	27	21
Returns	2	0

SCORE BY PERIODS	1	2	3	4	OT	Total
BRONCOS	66	147	91	69	0	373
OPPONENTS	53	82	62	84	3	284

SCORING	TD	Ru	Pa	Rt	PAT	FG	S	PTS
Elam	0	0	0	0	41/42	26/35	0	119
Sharpe	9	0	9	0	0/0	0/0	0	54
Delpino	8	8	0	0	0/0	0/0	0	48
V. Johnson	5	0	5	0	0/0	0/0	0	30
Bernstine	4	4	0	0	0/0	0/0	0	24
Russell	4	0	3	1	0/0	0/0	0	24
Milburn	3	0	3	0	0/0	0/0	0	18
Rivers	2	1	1	0	0/0	0/0	1	14
Marshall	2	0	2	0	0/0	0/0	0	12
Tillman	2	0	2	0	0/0	0/0	0	12
Croel	1	0	0	1	0/0	0/0	0	6
R. Johnson	1	0	1	0	0/0	0/0	0	6
Wyman	1	0	1	0	0/0	0/0	0	6
BRONCOS	**42**	**13**	**27**	**2**	**41/42**	**26/35**	**1**	**373**
OPPONENTS	**27**	**6**	**21**	**0**	**27/27**	**31/36**	**1**	**284**

SACKS: Fletcher 13.5, Mecklenburg 9.0, Dronett 7.0, Croel 5.0, J. Robinson 3.5, Kragen 3.0, Wyman 2.0, Atwater 1.0, Oshodin 1.0, Williams 1.0, **BRONCOS 46.0, OPPONENTS 39.0**

RUSHING	No.	Yds.	Avg.	Long	TD
Bernstine	223	816	3.7	24	4
Delpino	131	445	3.4	18	8
Milburn	52	231	4.4	26	0
Elway	44	153	3.5	18	0
Rivers	15	50	3.3	14	1
Rouen	1	0	0.0	0	0
Maddox	2	-2	-1.0	-1	0
BRONCOS	**468**	**1693**	**3.6**	**26**	**13**
OPPONENTS	**397**	**1418**	**3.6**	**28**	**6**

RECEIVING	No.	Yds.	Avg.	Long	TD
Sharpe	81	995	12.3	63	9
Russell	44	719	16.3	43	3
Bernstine	44	372	8.5	41	0
Milburn	38	300	7.9	50	3
V. Johnson	36	517	14.4	56	5
Marshall	28	360	12.9	40	2
Delpino	26	195	7.5	25	0
R. Johnson	20	243	12.2	38	1
Tillman	17	193	11.4	30	2
Kimbrough	8	79	9.9	16	0
Rivers	6	59	9.8	17	1
K. Taylor	1	28	28.0	28	0
Wyman	1	1	1.0	1t	1
BRONCOS	**350**	**4061**	**11.6**	**63**	**27**
OPPONENTS	**314**	**3969**	**12.6**	**74t**	**21**

INTERCEPTIONS	No.	Yds.	Avg.	Long	TD
Smith	3	57	19.0	36	0
Braxton	3	37	12.3	25	0
Atwater	2	81	40.5	68	0
Dronett	2	13	6.5	7	0
Lang	2	4	2.0	4	0
Croel	1	22	22.0	22t	1
F. Robinson	1	13	13.0	13	0
Wyman	1	9	9.0	9	0
Bradford	1	0	0.0	0	0
Dimry	1	0	0.0	0	0
Hall	1	0	0.0	0	0
BRONCOS	**18**	**236**	**13.1**	**68**	**1**
OPPONENTS	**10**	**79**	**7.9**	**19**	**0**

PUNTING	No.	Yds.	Avg.	Net	TB	In20	Long	B
Rouen	67	3017	45.0	37.1	8	17	62	1
TEAM	**68**	**3017**	**44.4**	**37.1**	**8**	**17**	**62**	**1**
OPPONENTS	**81**	**3541**	**43.7**	**36.0**	**10**	**22**	**61**	**2**

PUNT RETURNS	No.	FC	Yds.	Avg.	Long	TD
Milburn	40	11	425	10.6	54	0
Bradford	1	0	0	0.0	0	0
BRONCOS	**41**	**11**	**425**	**10.4**	**54**	**0**
OPPONENTS	**33**	**8**	**337**	**10.2**	**37**	**0**

KICKOFF RETURNS	No.	Yds.	Avg.	Long	TD
Russell	18	374	20.8	49	0
Milburn	12	188	15.7	26	0
Delpino	7	146	20.9	49	0
Meeks	1	9	9.0	9	0
Sharpe	1	0	0.0	0	0
BRONCOS	**39**	**717**	**18.4**	**49**	**0**
OPPONENTS	**63**	**1119**	**17.8**	**68**	**0**

FIELD GOALS	1-19	20-29	30-39	40-49	50+
Elam	0/0	11/12	7/7	4/10	4/6
OPPONENTS	**1/1**	**8/8**	**10/10**	**8/12**	**4/5**

ELAM: (28G,30G,30G,41G) (20G,54G) () (53N) (47G,37G) (40G,42N,37G) (47N) (22G,38G) (26B,53G) (48G,27G,28G) (25G,40N) (30G,42N) (36G,53G) (29G,24G,41N) (51N,24G) (52G,24G,27G,40N)

OPPONENTS: (22G,43G) (30G) (34G,41,52G, 44G,20G) (28G,28G) (28G,32G,21G) (32G,49G, 53G) (53G) (49N) (25G,19G,35G,43G) (37G, 38G) () (56N,47N,27G,34G) (44N) (31G) (48G, 41N) (43G,50G,39G,47G)

PASSING	Att.	Comp.	Yds.	Comp.%	Yd./Att.	TD	TD%	Int	Int%	LG	Sack/Lost	Rating
Elway	551	348	4030	63.2	7.31	25	4.5	10	1.8	63	39/293	92.8
Maddox	1	1	1	100.0	1.00	1	100.0	0	0.0	1t	0/0	118.8
Marshall	1	1	30	100.0	30.00	1	100.0	0	0.0	30t	0/0	158.3
BRONCOS	**553**	**350**	**4061**	**63.3**	**7.34**	**27**	**4.9**	**10**	**1.8**	**63**	**39/293**	**94.2**
OPPONENTS	**562**	**314**	**3969**	**55.9**	**7.06**	**21**	**3.7**	**18**	**3.2**	**74t**	**46/238**	**77.2**

1993 DEFENSIVE STATS

(based on coaches' film review)

	TT	UT	A	S-YDS	I-YDS	PD	FF	FR
1 Atwater	141	80	61	1-1	2-81	12	2	0
2 Wyman	133	91	42	2-9	1-0	4	0	1
3 Braxton	111	79	32	0-0	3-37	19	2	2
4 Croel	110	79	31	5-30	1-22	6	1	2
5 Mecklenburg	99	82	17	9-60	0-0	4	1	2
Fletcher	99	62	37	13.5-75.5	0-0	3	3	1
7 D. Smith	96	54	42	0-0	3-57	15	1	0
8 Hall	70	34	36	0-0	1-0	5	0	0
9 Kragen	65	43	22	3-10	0-0	3	0	1
10 Lang	64	42	22	0-0	2-4	12	0	0
11 Dimry	51	30	21	0-0	1-0	11	0	0
12 Dronett	49	32	17	7-24	2-13	5	1	0
13 F. Robinson	40	26	14	0-0	1-13	8	0	0
14 D. Williams	37	18	19	1-6	0-0	2	0	1
15 Oshodin	36	21	15	1-5	0-0	2	1	0
16 Bradford	13	10	3	0-0	1-0	6	0	0
J. Robinson	13	7	6	3.5-17.5	0-0	1	1	0
18 Alexander	10	8	2	0-0	0-0	0	0	0
19 R. Jones	6	4	2	0-0	0-0	2	0	0
Drozdov	6	3	3	0-0	0-0	0	0	0
21 Taylor	3	3	0	0-0	0-0	1	0	0
TOTAL	**1,252**	**808**	**444**	**46-238**	**18-227**	**121**	**13**	**10**

1993 GAMES STARTED

OFFENSE		DEFENSE	
QB Elway, John	16	DE Dronett, Shane	16
RB Bernstein, Rod	14	DE Oshodin, Willie	5
RB Delpino, Robert	5	DE Williams, Dan	11
RB Milburn, Glyn	1	NT Drozdov, Darren	2
RB Rivers, Reggie	2	NT Kragan, Greg	14
WR Johnson, Vance	8	LB Croel, Mike	16
WR Marshall, Arthur	9	LB Fletcher, Simon	16
WR Russell, Derek	12	LB Mecklenburg, Karl	16
WR Tillman, Cedric	3	LB Wyman, Dave	16
TE Evans, Jerry	2	CB Bradford, Ronnie	3
TE Johnson, Reggie	12	CB Braxton, Tyrone	16
TE Sharpe, Shannon	12	CB Dimry, Charles	11
C Kartz, Keith	11	CB Robinson, Frank	2
T Freeman, Russell	14	S Atwater, Steve	16
T Maggs, Don	2	S Hall, Darryl	2
T Zimmerman, Gary	16	S Smith, Dennis	14
G Habib, Brian	16		
G Melander, Jon	6		
G/C Widell, Dave	15		

1993 COACHES

Wade Phillips (Head Coach), **Vernon Banks** (Strength & Conditioning), **Barney Chavous** (Defensive Line Asst./Strength & Conditioning Asst.), **Jim Fassel** (Asst. Head Coach/Offensive Coordinator), **Mo Forte** (Wide Receivers), **Bishop Harris** (Running Backs), **John Levra** (Offensive Line), **Al Reynolds** (Asst. Defensive Backs/Quality Control), **Harold Richardson** (Special Asst. to the Head Coach/Offense), **Richard Smith** (Special Teams/Linebackers), **Ernie Stautner** (Defensive Line), **Les Steckel** (Tight Ends), **Charlie Waters** (Defensive Coordinator/Defensive Backs), **John Paul Young** (Linebackers).

1993 LEADERS / RANKINGS

INDIVIDUAL	PLAYER ..... NO.	AFC RANK	NFL RANK	NFL LEADER ..... NO.
Points	Elam 119	4	7	Jaeger (LAR) 132
Rushing Yards	Bernstine 816	6	14	Smith (DAL) 1,486
Passing Yards	Elway 4,030	1	1	Elway (DEN) 4,030
Passer Rating	Elway 92.8	1	3	Young (SF) 101.5
Receiving Yards	Sharpe 995	5	10	Rice (SF) 1,503
Receptions	Sharpe 81	3	8	Sharpe (GB) 112
Interceptions	Braxton/Smith 3	7t	7t	Odomes (BUF) 9
Sacks	Fletcher 13.5	3	3	Smith (KC) 15

OFFENSE ..... NO.	AFC RANK	NFL RANK	NFL LEADER ..... NO.
Points Per Game 23.3	1	3	San Francisco 29.6
Total Yards Per Game 341.3	3	5	San Francisco 402.2
Yards Per Play 5.2	3	5t	San Francisco 6.3
Rushing Yards Per Game 105.8	9	18	New York Giants ...138.1
Net Passing Yards Per Game 235.5	3	4	San Francisco 268.9

DEFENSE ..... NO.	AFC RANK	NFL RANK	NFL LEADER ..... NO.
Points Per Game 17.8	5	10	New York Giants 12.8
Total Yards Per Game 321.8	10	19	Minnesota 275.4
Yards Per Play 5.1	12t	20t	Green Bay 4.5
Rushing Yards Per Game 88.6	4	4	Houston 79.6
Net Passing Yards Per Game 233.2	13	27	New Orleans 162.9

1993 KEY AWARDS

Pro Bowl (5): S Steve Atwater, QB John Elway, LB Karl Mecklenburg, TE Shannon Sharpe, S Dennis Smith. **AP All-Pro (3):** QB John Elway (second team), TE Shannon Sharpe (first team), T Gary Zimmerman (second team). **NFLPA AFC MVP:** QB John Elway.

1993 NFL STANDINGS

AFC EAST

Team	W	L	T	Pct	PF	PA
*yz-Buffalo	12	4	0	.750	329	242
Miami	9	7	0	.563	349	351
New York Jets	8	8	0	.500	270	247
New England	5	11	0	.313	238	286
Indianapolis	4	12	0	.250	189	378

AFC CENTRAL

Team	W	L	T	Pct	PF	PA
yz-Houston	12	4	0	.750	368	238
x-Pittsburgh	9	7	0	.563	308	281
Cleveland	7	9	0	.438	304	307
Cincinnati	3	13	0	.188	187	319

AFC WEST

Team	W	L	T	Pct	PF	PA
y-Kansas City	11	5	0	.688	328	291
x-L.A. Raiders	10	6	0	.625	306	326
x-Denver	**9**	**7**	**0**	**.563**	**373**	**284**
San Diego	8	8	0	.500	322	290
Seattle	6	10	0	.375	280	314

NFC EAST

Team	W	L	T	Pct	PF	PA
*yz-Dallas	12	4	0	.750	376	229
x-New York Giants	11	5	0	.688	288	205
Philadelphia	8	8	0	.500	293	315
Phoenix	7	9	0	.438	326	269
Washington	4	12	0	.250	230	345

NFC CENTRAL

Team	W	L	T	Pct	PF	PA
y-Detroit	10	6	0	.625	298	292
x-Minnesota	9	7	0	.563	277	290
x-Green Bay	9	7	0	.563	340	282
Chicago	7	9	0	.438	234	230
Tampa Bay	5	11	0	.313	237	376

NFC WEST

Team	W	L	T	Pct	PF	PA
yz-San Francisco	10	6	0	.625	473	295
New Orleans	8	8	0	.500	317	343
Atlanta	6	10	0	.375	316	385
L.A. Rams	5	11	0	.313	221	367

*x – Playoffs; y – Division Title; z – First-round Bye; * – Home-field Advantage*

WILD CARD PLAYOFF GAMES

1/8 – at Kansas City 27, Pittsburgh 24 (OT)
1/8 – Green Bay 28, at Detroit 24
1/9 – at Los Angeles Raiders 42, Denver 24
1/9 – at New York Giants 17, Minnesota 10

DIVISIONAL PLAYOFF GAMES

1/15 – at Buffalo 29, Los Angeles Raiders 23
1/15 – at San Francisco 44, New York Giants 3
1/16 – Kansas City 28, at Houston 20
1/16 – at Dallas 27, Green Bay 17

CONFERENCE CHAMPIONSHIPS

1/23 – at Buffalo 30, Kansas City 13
1/23 – at Dallas 38, San Francisco 21

SUPER BOWL XXVIII (ATLANTA)

1/30 – Dallas 30, Buffalo 13

1992 FINAL STATISTICS (8-8)

Head Coach: Dan Reeves **AFC West**: 3rd **Home Stadium**: Mile High Stadium

Date	W-L	Score	Opponent	Attendance
Sept 6	W	17-13	L.A. Raiders	75,418
Sept 13	W	21-13	San Diego	74,367
Sept 20	L	0-30	at Philadelphia	65,833
Sept 27	W	12-0	at Cleveland	78,064
Oct 4	W	20-19	Kansas City	75,629
Oct 12	L	3-34	at Washington	56,371
Oct 18	W	27-21	Houston	74,827
Oct 25	L	21-24	at San Diego	53,576
Nov 8	W	27-16	New York Jets	74,678
Nov 15	W	27-13	New York Giants	75,269
Nov 22	L	0-24	at L.A. Raiders	50,011
Nov 30	L	13-16	at Seattle (OT)	51,612
Dec 6	L	27-31	Dallas	74,946
Dec 12	L	17-27	at Buffalo	71,740
Dec 20	W	10-6	Seattle	72,570
Dec 27	L	20-42	at Kansas City	76,240

TEAM STATISTICS	Den	Opp
TOTAL FIRST DOWNS	234	283
Rushing	84	105
Passing	135	156
Penalty	15	22
3RD DOWN: MADE/ATT	67/208	81/222
3rd Down Pct.	32.2	36.5
4TH DOWN: MADE/ATT	5/11	5/13
4th Down Pct.	45.5	38.5
POSSESSION AVG.	28:14	31:46
TOTAL NET YARDS	4430	5083
Avg. Per Game	276.9	317.7
Total Plays	928	1001
Avg. Per Play	4.8	5.1
NET YARDS RUSHING	1500	1963
Avg. Per Game	93.8	122.7
Total Rushes	403	489
NET YARDS PASSING	2930	3120
Avg. Per Game	183.1	195.0
Sacked/Yards Lost	52/382	50/317
Gross Yards	3312	3437
Att./Completions	473/258	462/268
Completion Pct.	54.5	58.0
Had Intercepted	29	15
PUNTS/AVERAGE	85/43.6	78/43.3
NET PUNTING AVG.	85/37.7	78/36.2
PENALTIES/YARDS	98/768	96/715
FUMBLES/BALL LOST	29/14	33/16
TOUCHDOWNS	29	35
Rushing	11	10
Passing	16	21
Returns	2	4

SCORE BY PERIODS	1	2	3	4	OT	Total
BRONCOS	61	40	63	98	0	262
OPPONENTS	51	121	74	80	3	329

SCORING	TD	Ru	Pa	Rt	PAT	FG	S	PTS
Treadwell	0	0	0	0	28/28	20/24	0	88
Jackson	8	0	8	0	0/0	0/0	0	48
Lewis	4	4	0	0	0/0	0/0	0	24
Rivers	4	3	1	0	0/0	0/0	0	24
Elway	2	2	0	0	0/0	0/0	0	12
Green	2	2	0	0	0/0	0/0	0	12
V. Johnson	2	0	2	0	0/0	0/0	0	12
Sharpe	2	0	2	0	0/0	0/0	0	12
Brooks	1	0	0	1	0/0	0/0	0	6
Henderson	1	0	0	1	0/0	0/0	0	6
R. Johnson	1	0	1	0	0/0	0/0	0	6
Marshall	1	0	1	0	0/0	0/0	0	6
Tillman	1	0	1	0	0/0	0/0	0	6
Daluiso	0	0	0	0	0/0	0/1	0	0
BRONCOS	**29**	**11**	**16**	**2**	**28/29**	**20/25**	**0**	**262**
OPPONENTS	**35**	**10**	**21**	**4**	**35/35**	**28/38**	**0**	**329**

SACKS: Fletcher 16.0, Mecklenburg 7.5, Dronett 6.5, Kragen 5.5, Croel 5.0, Mills 2.0, Sochia 1.5, Walker 1.5, Atwater 1.0, Lang 1.0, Traylor 1.0, Holmes 0.5, **BRONCOS 50.0, OPPONENTS 52.0**

RUSHING	No.	Yds.	Avg.	Long	TD
Green	161	648	4.0	67t	2
Rivers	74	282	3.8	48	3
Lewis	73	268	3.7	22	4
Elway	34	94	2.8	9	2
S. Smith	23	94	4.1	15	0
Marshall	11	56	5.1	16	0
Moore	8	39	4.9	11	0
Maddox	9	20	2.2	11	0
R. Johnson	2	7	3.5	8	0
Jackson	3	-1	-0.3	1	0
Perryman	3	-1	-0.3	1	0
Sharpe	2	-6	-3.0	-3	0
BRONCOS	**403**	**1500**	**3.7**	**67**	**11**
OPPONENTS	**489**	**1963**	**4.0**	**37**	**10**

RECEIVING	No.	Yds.	Avg.	Long	TD
Sharpe	53	640	12.1	55	2
Jackson	48	745	15.5	51t	8
Rivers	45	449	10.0	37	1
Marshall	26	493	19.0	80t	1
V. Johnson	24	294	12.3	40	2
Tillman	12	211	17.6	81t	1
Russell	12	140	11.7	22	0
R. Johnson	10	139	13.9	48	1
Green	10	79	7.9	33	0
Kay	7	56	8.0	15	0
Lewis	4	30	7.5	16	0
Jones	3	17	5.7	16	0
Perryman	2	15	7.5	9	0
Young	1	11	11.0	11	0
Do. Widell	1	-7	-7.0	-7	0
BRONCOS	**258**	**3312**	**12.8**	**81t**	**16**
OPPONENTS	**268**	**3437**	**12.8**	**72**	**21**

INTERCEPTIONS	No.	Yds.	Avg.	Long	TD
Henderson	4	79	19.8	46t	1
D. Smith	4	10	2.5	8	0
Braxton	2	54	27.0	40	0
Atwater	2	22	11.0	22	0
Lang	1	26	26.0	26	0
Brooks	1	17	17.0	17	0
Dimry	1	2	2.0	2	0
BRONCOS	**15**	**210**	**14.0**	**46t**	**1**
OPPONENTS	**29**	**567**	**19.6**	**69**	**3**

PUNTING	No.	Yds.	Avg.	Net	TB	In20	Long	B
Horan	37	1681	45.4	40.2	1	7	62	1
Rodriguez	25	1066	42.6	35.4	3	4	55	0
Parker	12	491	40.9	31.9	1	1	61	0
Daluiso	10	467	46.7	40.7	1	2	67	0
BRONCOS	**85**	**3705**	**43.6**	**37.7**	**6**	**14**	**67**	**1**
OPPONENTS	**78**	**3380**	**43.3**	**36.2**	**10**	**19**	**73**	**1**

PUNT RETURNS	No.	FC	Yds.	Avg.	Long	TD
Marshall	33	16	349	10.6	47	0
Dimry	1	0	4	4.0	4	0
BRONCOS	**34**	**16**	**353**	**10.4**	**47**	**0**
OPPONENTS	**39**	**16**	**382**	**9.8**	**42**	**0**

KICKOFF RETURNS	No.	Yds.	Avg.	Long	TD
Montgomery	21	466	22.2	64	0
Marshall	8	132	16.5	21	0
Russell	7	154	22.0	33	0
Green	5	76	15.2	20	0
Robinson	4	89	22.3	26	0
R. Johnson	2	47	23.5	34	0
S. Smith	2	31	15.5	21	0
Oliver	1	20	20.0	20	0
Traylor	1	13	13.0	13	0
BRONCOS	**51**	**1028**	**20.2**	**64**	**0**
OPPONENTS	**13**	**254**	**19.5**	**47**	**0**

FIELD GOALS	1-19	20-29	30-39	40-49	50+
Treadwell	1/1	9/10	6/8	4/5	0/0
Daluiso	0/0	0/0	0/0	0/0	0/1
BRONCOS	**1/1**	**9/10**	**6/8**	**4/5**	**0/1**
OPPONENTS	**1/1**	**7/7**	**14/17**	**3/8**	**3/5**

TREADWELL: (39G) () (49N,33N) 23G,32G,20G) (41G, 22G,31B) (38G) (45G,28G) () (37G,23G) (25G,46G) (23B) (28G,36G) () (26G) (30G) (27G,19G)
DALUISO: (54B) () () () () () () () () () () () () () () ()
OPPONENTS: (41G,34G) (37B,20G,27G) (50G,27G,35G) () (44G,36G,49N,26G,33G) (43G,46N,36G) (43N) (52N,37G) (27G,19G,52N,40B,36G) (30G,38G) (51G,46N) (30G,33G,33N,32G) (53G,32N) (29G,25G) (34G,36G), ()

PASSING	Att.	Comp.	Yds.	Comp.%	Yd./Att.	TD	TD%	Int	Int%	LG	Sack/Lost	Rating
Elway	316	174	2242	55.1	7.09	10	3.2	17	5.4	80t	36/272	65.7
Maddox	121	66	757	54.5	6.26	5	4.1	9	7.4	38	10/60	56.4
Moore	34	17	232	50.0	6.82	0	0.0	3	8.8	40	6/50	35.4
Lewis	1	0	0	0.0	0.0	0	0.0	0	0.0	0	0/0	39.6
Marshall	1	1	81	100.0	81.00	1	100.0	0	0.0	81t	0/0	158.3
BRONCOS	**473**	**258**	**3312**	**54.5**	**7.00**	**16**	**3.4**	**29**	**6.1**	**81t**	**52/382**	**62.4**
OPPONENTS	**462**	**268**	**3437**	**58.0**	**7.44**	**21**	**4.5**	**15**	**3.2**	**72**	**50/317**	**83.0**

1992 DEFENSIVE STATS

(based on coaches' film review)

	TT	UT	A	S-YDS	I-YDS	PD	FF	FR
1 Brooks	167	106	61	0-0	1-17	2	3	2
2 Atwater	152	76	76	1-10	2-22	12	2	3
3 D. Smith	127	72	55	0-0	4-10	12	0	2
4 Mecklenburg	115	80	35	7.5-46	0-0	4	2	0
5 Croel	101	70	31	5-42	0-0	4	2	1
Kragen	101	65	36	5.5-41	0-0	3	2	0
7 Fletcher	100	64	36	16-97	0-0	9	5	0
8 Braxton	97	53	44	0-0	2-54	16	0	0
9 Dimry	56	43	13	0-0	1-2	13	0	0
Henderson	56	43	13	0-0	4-79	10	1	0
11 Lang	49	31	18	1-10	1-26	8	1	1
Dronett	49	27	22	6.5-32	0-0	5	1	2
Walker	49	20	29	1.5-15	0-0	1	0	2
14 Sochia	39	24	15	1.5-11	0-0	0	0	0
Traylor	39	21	18	1-14	0-0	1	1	0
16 Montgomery	29	13	16	0-0	0-0	2	0	1
17 Mills	22	14	8	2-19	0-0	3	0	2
18 Granby	3	2	1	0-0	0-0	0	0	0
19 Robinson	2	2	0	0-0	0-0	0	0	0
20 Geater	1	0	1	0-0	0-0	0	0	0
TOTAL	**1,354**	**826**	**528**	**48.5-337**	**15-210**	**105**	**20**	**16**

1992 GAMES STARTED

OFFENSE

QB	Elway, John	12
QB	Maddox, Tommy	4
RB	Green, Gaston	13
RB	Lewis, Greg	2
RB	Smith, Sammy	1
FB	Jones, Victor	1
FB	Perryman, Robert	1
FB	Rivers, Reggie	3
WR	Jackson, Mark	13
WR	Johnson, Vance	7
WR	Marshall, Arthur	1
WR	Russell, Derek	6
WR	Tillman, Cedric	1
TE	Johnson, Reggie	7
TE	Kay, Clarence	13
TE	Sharpe, Shannon	11
C	Kartz, Keith	15
C	Widell, Dave	1
T	Freeman, Russell	16
T	Lanier, Ken	16
G	Davidson, Jeff	16
G	Widell, Doug	16

DEFENSE

DE	Dronett, Shane	2
DE	Sochia, Brian	13
DE	Walker, Kenny	15
NT	Kragen, Greg	16
LB	Brooks, Michael	14
LB	Croel, Mike	16
LB	Fletcher, Simon	16
LB	Mecklenburg, Karl	16
LB	Traylor, Keith	3
CB	Braxton, Tyrone	13
CB	Dimry, Charles	8
CB	Henderson, Wymon	11
CB	Lang, Le-Lo	1
S	Atwater, Steve	15
S	Granby, John	1
S	Montgomery, Alton	1
S	Smith, Dennis	16

1992 COACHES

Dan Reeves (Head Coach), **Marvin Bass** (Special Assistant), **Raymond Berry** (Quarterbacks), **Barney Chavous** (Defensive Assistant), **Joe DeCamillis** (Defensive Quality Control), **Mo Forte** (Running Backs), **George Henshaw** (Offensive Coordinator/Wide Receivers), **Pete Mangurian** (Offensive Line), **Al Miller** (Strength/Conditioning), **Mike Nolan** (Linebackers), **Wade Phillips** (Defensive Coordinator), **Harold Richardson** (Tight Ends/Special Teams), **Ernie Stautner** (Defensive Line), **Charlie Waters** (Defensive Backs).

1992 LEADERS / RANKINGS

INDIVIDUAL	PLAYER ....NO.	AFC RANK	NFL RANK	NFL LEADER ....NO.
Points	Treadwell 88	8t	17t	Stoyanovich (MIA) ...124
Rushing Yards	Green 648	10	20	Smith (DAL) 1,713
Passing Yards	Elway 2,242	8	18	Marino (MIA) 4,116
Passer Rating	Elway 65.7	8	20	Young (SF) 107.0
Receiving Yards	Jackson 745	14	26	Sharpe (GB) 1,461
Receptions	Sharpe 53	14	34t	Sharpe (GB) 108
Interceptions	Henderson/Smith 4	5t	10t	Jones (BUF) 8
Sacks	Fletcher 16	2	4	Simmons (PHI) 19

OFFENSE ....NO.	AFC RANK	NFL RANK	NFL LEADER ....NO.
Points Per Game 16.4	9	22	San Francisco 26.9
Total Yards Per Game 276.9	8	21	San Francisco 387.2
Yards Per Play 4.8	7t	17t	San Francisco 6.2
Rushing Yards Per Game 93.8	13	25	Buffalo 152.3
Net Passing Yards Per Game 183.2	6	19	San Francisco 253.4

DEFENSE ....NO.	AFC RANK	NFL RANK	NFL LEADER ....NO.
Points Per Game 20.6	12	19	New Orleans 12.6
Total Yards Per Game 317.7	13	22	Dallas 245.7
Yards Per Play 5.1	11t	16t	New Orleans 4.3
Rushing Yards Per Game 122.7	12	23	Dallas 77.8
Net Passing Yards Per Game 195.0	11	14	Kansas City 158.6

1992 KEY AWARDS

Pro Bowl (3): S Steve Atwater, LB Michael Brooks, TE Shannon Sharpe.
AP All-Pro (2): S Steve Atwater (first team), DT Greg Kragen (second team).

1992 NFL STANDINGS

AFC EAST

Team	W	L	T	Pct	PF	PA
yz-Miami	11	5	0	.688	340	281
x-Buffalo	11	5	0	.688	381	283
Indianapolis	9	7	0	.563	216	302
New York Jets	4	12	0	.250	220	315
New England	2	14	0	.125	205	363

AFC CENTRAL

Team	W	L	T	Pct	PF	PA
*yz-Pittsburgh	11	5	0	.688	299	225
x-Houston	10	6	0	.625	352	258
Cleveland	7	9	0	.438	272	275
Cincinnati	5	11	0	.313	274	364

AFC WEST

Team	W	L	T	Pct	PF	PA
y-San Diego	11	5	0	.688	335	241
x-Kansas City	10	6	0	.625	348	282
Denver	**8**	**8**	**0**	**.500**	**262**	**329**
L.A. Raiders	7	9	0	.438	249	281
Seattle	2	14	0	.125	140	312

NFC EAST

Team	W	L	T	Pct	PF	PA
yz-Dallas	13	3	0	.813	409	243
x-Philadelphia	11	5	0	.688	354	245
x-Washington	9	7	0	.563	300	255
New York Giants	6	10	0	.375	306	367
Phoenix	4	12	0	.250	243	332

NFC CENTRAL

Team	W	L	T	Pct	PF	PA
y-Minnesota	11	5	0	.688	374	249
Green Bay	9	7	0	.563	276	296
Tampa Bay	5	11	0	.313	267	365
Chicago	5	11	0	.313	295	361
Detroit	5	11	0	.313	273	332

NFC WEST

Team	W	L	T	Pct	PF	PA
*yz-San Francisco	14	2	0	.875	431	236
x-New Orleans	12	4	0	.750	330	202
Atlanta	6	10	0	.375	327	414
L.A. Rams	6	10	0	.375	313	383

*x – Playoffs; y – Division Title; z – First-round Bye; * – Home-field Advantage*

WILD CARD PLAYOFF GAMES

1/2 – at San Diego 17, Kansas City 0
1/2 – Washington 24, at Minnesota 7
1/3 – at Buffalo 41, Houston 38 (OT)
1/3 – Philadelphia 36, at New Orleans 20

DIVISIONAL PLAYOFF GAMES

1/9 – Buffalo 24, at Pittsburgh 3
1/9 – at San Francisco 20, Washington 13
1/10 – at Miami 31, San Diego 0
1/10 – at Dallas 34, Philadelphia 10

CONFERENCE CHAMPIONSHIPS

1/17 – Buffalo 29, at Miami 10
1/17 – Dallas 30, at San Francisco 20

SUPER BOWL XXVII (PASADENA, CALIF.)

1/31 – Dallas 52, Buffalo 17

1991 FINAL STATISTICS (12-4)

Head Coach: Dan Reeves **AFC West**: 1st **Home Stadium**: Mile High Stadium

Date	W-L	Score	Opponent	Attendance
Sept 1	W	45-14	Cincinnati	72,855
Sept 8	L	13-16	at L.A. Raiders	48,569
Sept 15	W	16-10	Seattle	74,152
Sept 22	W	27-19	San Diego	73,258
Sept 29	W	13-6	at Minnesota	55,031
Oct 6	L	14-42	at Houston	59,145
Oct 20	W	19-16	Kansas City	75,866
Oct 27	W	9-6	at New England	43,994
Nov 3	W	20-13	Pittsburgh	70,973
Nov 10	L	16-17	L.A. Raiders	75,896
Nov 17	W	24-20	at Kansas City	74,661
Nov 24	L	10-13	at Seattle	60,430
Dec 1	W	20-3	New England	67,116
Dec 8	W	17-7	at Cleveland	73,539
Dec 15	W	24-19	Phoenix	74,098
Dec 22	W	17-14	at San Diego	51,449

TEAM STATISTICS	Den	Opp
TOTAL FIRST DOWNS	284	242
Rushing	117	81
Passing	150	147
Penalty	17	14
3RD DOWN: MADE/ATT	92/223	64/206
3rd Down Pct.	41.3	31.1
4TH DOWN: MADE/ATT	8/14	7/17
4th Down Pct.	57.1	41.2
POSSESSION AVG.	31:36	28:24
TOTAL NET YARDS	5012	4549
Avg. Per Game	313.3	284.3
Total Plays	1012	939
Avg. Per Play	5.0	4.8
NET YARDS RUSHING	2015	1794
Avg. Per Game	125.9	112.1
Total Rushes	505	411
NET YARDS PASSING	2997	2755
Avg. Per Game	187.3	172.2
Sacked/Yards Lost	46/313	52/346
Gross Yards	3310	3101
Att./Completions	459/246	476/246
Completion Pct.	53.6	51.7
Had Intercepted	12	23
PUNTS/AVERAGE	74/41.2	79/44.5
NET PUNTING AVG.	36.4	39.1
PENALTIES/YARDS	94/715	105/848
FUMBLES/BALL LOST	31/13	26/10
TOUCHDOWNS	32	22
Rushing	16	8
Passing	13	12
Returns	3	2

SCORE BY PERIODS	1	2	3	4	OT	Total
BRONCOS	42	111	71	80	0	304
OPPONENTS	43	77	49	66	0	235

SCORING	TD	Ru	Pa	Rt	PAT	FG	S	PTS
Treadwell	0	0	0	0	31/32	27/36	0	112
Elway	6	6	0	0	0/0	0/0	0	36
Green	4	4	0	0	0/0	0/0	0	24
Lewis	4	4	0	0	0/0	0/0	0	24
Sewell	4	2	2	0	0/0	0/0	0	24
V. Johnson	3	0	3	0	0/0	0/0	0	18
Nattiel	2	0	2	0	0/0	0/0	0	12
Young	2	0	2	0	0/0	0/0	0	12
Braxton	1	0	0	1	0/0	0/0	0	6
Dimry	1	0	0	1	0/0	0/0	0	6
Jackson	1	0	1	0	0/0	0/0	0	6
R. Johnson	1	0	1	0	0/0	0/0	0	6
Powers	1	0	0	1	0/0	0/0	0	6
Russell	1	0	1	0	0/0	0/0	0	6
Sharpe	1	0	1	0	0/0	0/0	0	6
BRONCOS	**32**	**16**	**13**	**3**	**31/32**	**27/36**	**0**	**304**
OPPONENTS	**22**	**8**	**12**	**2**	**22/22**	**27/33**	**0**	**235**

SACKS: Fletcher 13.5, Croel 10.0, Mecklenburg 9.0, Holmes 5.0, Kragen 3.5, Mills 3.0, Walker 3.0, Powers 2.0, Atwater 1.0, Braxton 1.0, Sochia 1.0, **BRONCOS 52.0, OPPONENTS 46.0**

RUSHING	No.	Yds.	Avg.	Long	TD
Green	261	1037	4.0	63t	4
Lewis	99	376	3.8	27	4
Elway	55	255	4.6	17t	6
Sewell	50	211	4.2	26	2
Perryman	21	45	2.1	6	0
Humphrey	11	33	3.0	7	0
Jackson	2	18	9.0	21	0
Sharpe	1	15	15.0	15	0
Kubiak	3	11	3.7	12	0
Horan	2	9	4.5	9	0
Rivers	2	5	2.5	3	0
BRONCOS	**505**	**2015**	**4.0**	**63t**	**16**
OPPONENTS	**411**	**1794**	**4.4**	**49**	**8**

RECEIVING	No.	Yds.	Avg.	Long	TD
Young	44	629	14.3	52t	2
Sewell	38	436	11.5	60	2
Jackson	33	603	18.3	71	1
Sharpe	22	322	14.6	37	1
Russell	21	317	15.1	40	1
V. Johnson	21	208	9.9	22	3
Perryman	17	171	10.1	24	0
Nattiel	16	288	18.0	70t	2
Green	13	78	6.0	13	0
Kay	11	139	12.6	32	0
R. Johnson	6	73	12.2	31	1
Lewis	2	9	4.5	7	0
Elway	1	24	24.0	24	0
B. Johnson	1	13	13.0	13	0
BRONCOS	**246**	**3310**	**13.5**	**71**	**13**
OPPONENTS	**246**	**3101**	**12.6**	**63**	**12**

INTERCEPTIONS	No.	Yds.	Avg.	Long	TD
Atwater	5	104	20.8	49	0
D. Smith	5	60	12.0	39	0
Braxton	4	55	13.8	52t	1
Dimry	3	35	11.7	26t	1
Henderson	2	53	26.5	53	0
Brooks	2	7	3.5	9	0
Robbins	1	35	35.0	35	0
Lang	1	30	30 0	30	0
BRONCOS	**23**	**379**	**16.5**	**53**	**2**
OPPONENTS	**12**	**101**	**8.4**	**43**	**0**

PUNTING	No.	Yds.	Avg.	Net	TB	In20	Long	B
Horan	72	3012	41.8	36.7	8	24	71	1
Elway	1	34	34.0	14.0	1	0	34	0
BRONCOS	**74**	**3046**	**41.2**	**36.4**	**9**	**24**	**71**	**1**
OPPONENTS	**79**	**3513**	**44.5**	**39.1**	**7**	**17**	**63**	**0**

PUNT RETURNS	No.	FC	Yds.	Avg.	Long	TD
V. Johnson	24	14	174	7.3	20	0
Nattiel	10	2	43	4.3	17	0
Clark	7	1	67	9.6	18	0
BRONCOS	**41**	**17**	**284**	**6.9**	**20**	**0**
OPPONENTS	**28**	**14**	**170**	**6.1**	**23**	**0**

KICKOFF RETURNS	No.	Yds.	Avg.	Long	TD
Montgomery	26	488	18.8	55	0
Russell	7	120	17.1	30	0
Clark	2	45	22.5	29	0
Lewis	1	20	20.0	20	0
Sewell	1	14	14.0	14	0
BRONCOS	**37**	**687**	**18.6**	**55**	**0**
OPPONENTS	**62**	**1096**	**17.7**	**38**	**0**

FIELD GOALS	1-19	20-29	30-39	40-49	50+
Treadwell	5/5	10/10	9/12	3/9	0/0
OPPONENTS	**2/2**	**11/13**	**7/10**	**7/7**	**0/1**

TREADWELL: (30N,42N,19G) (22G,47G) (17G, 25G,35G) (34G,23G) (37G,42G) (31 N) (39G, 30G, 25G,27G) (35G, 18G,47N,34G) (28G,21G, 45N) (19G,48N) (37G,35N) (47N,23G) (20G, 24G) (37G) (18G) (42G,45N)
OPPONENTS: (29G,23G,34G,32N) (28G) (41G, 43G,43G, 36G) (49G,25G) (32N) (32G,48G,25G) (20G,17G,25N) (26G,39G,24N) (20G,37N) (19G, 27G)(36G,42G) (23G) (52N,33G,45G,28G,38G)

PASSING	Att.	Comp.	Yds.	Comp.%	Yd./Att.	TD	TD%	Int	Int%	LG	Sack/Lost	Rating
Elway	451	242	3253	53.7	7.21	13	2.9	12	2.7	71	45/305	75.4
Kubiak	5	3	33	60.0	6.60	0	0.0	0	0.0	14	1/8	79.6
Sewell	3	1	24	33.3	8.00	0	0.0	0	0.0	24	0/0	63.2
BRONCOS	**459**	**246**	**3310**	**53.6**	**7.21**	**13**	**2.8**	**12**	**2.6**	**71**	**46/313**	**75.3**
OPPONENTS	**476**	**246**	**3101**	**51.7**	**6.51**	**12**	**2.5**	**23**	**4.8**	**63**	**52/346**	**60.6**

1991 DEFENSIVE STATS

(based on coaches' film review)

		TT	UT	A	S-YDS	I-YDS	PD	FF	FR
1	Brooks	153	96	57	0-0	2-7	6	0	0
2	Atwater	150	83	67	1-5	5-104	11	1	1
3	Mecklenburg	130	73	57	9-68	0-0	3	1	0
4	D. Smith	110	67	43	0-0	5-60	12	1	1
5	Kragen	92	61	31	3.5-16	0-0	2	0	0
	Braxton	92	57	35	1-8	4-55	12	1	1
7	Fletcher	89	46	43	13.5-92	0-0	3	2	1
8	Croel	84	55	29	10-65	0-0	2	4	0
9	Henderson	82	53	29	0-0	2-53	8	0	0
10	Holmes	44	21	23	5-32	0-0	4	0	0
11	Powers	42	25	17	2-22	0-0	2	0	2
12	Dimry	38	21	17	0-0	3-35	17	0	1
13	Traylor	31	16	15	0-0	0-0	0	0	0
	Walker	31	16	15	3-23	0-0	0	1	0
15	Robbins	29	24	5	0-0	1-35	11	0	0
16	Mills	23	16	7	3-26	0-0	1	1	0
17	Lucas	15	8	7	0-0	0-0	1	0	0
18	Sochia	12	10	2	1-6	0-0	0	0	1
19	Lang	10	4	6	0-0	1-30	4	0	0
20	Carreker	6	0	6	0-0	0-0	0	0	0
21	Montgomery	5	3	2	0-0	0-0	0	1	1
22	Haliburton	2	0	2	0-0	0-0	0	0	0
23	Kartz	0	0	0	0-0	0-0	0	0	1
	Szymanski	0	0	0	0-0	0-0	1	0	0
	TOTALS	**1,270**	**755**	**515**	**52-363**	**23-379**	**100**	**13**	**10**

1991 GAMES STARTED

OFFENSE			DEFENSE		
QB	Elway, John	16	DE	Carreker, Alphonso	1
RB	Green, Gaston	12	DE	Holmes, Ron	14
RB	Lewis, Greg	4	DE	Powers, Warren	11
FB	Perryman, Robert	7	DE	Sochia, Brian	3
WR	Jackson, Mark	10	DE	Walker, Kenny	1
WR	Russell, Derek	5	NT	Kragen, Greg	16
WR	Sewell, Steve	1	LB	Brooks, Michael	14
WR	Young, Michael	13	LB	Croel, Mike	10
TE	Johnson, Reggie	3	LB	Fletcher, Simon	16
TE	Kay, Clarence	16	LB	Lucas, Tim	3
TE	Sharpe, Shannon	9	LB	Mecklenburg, Karl	16
C	Kartz, Keith	16	LB	Mills, Jeff	3
T	Davidson, Jeff	14	LB	Traylor, Keith	2
T	Hamilton, Darrell	2	CB	Braxton, Tyrone	15
T	Lanier, Ken	16	CB	Dimry, Charles	1
G	Farrell, Sean	4	CB	Henderson, Wymon	16
G	Ker, Crawford	10	CB	Robbins, Randy	2
G	Widell, Dave	2	S	Atwater, Steve	16
G	Widell, Doug	16	S	Smith, Dennis	16

1991 COACHES

Dan Reeves (Head Coach), **Marvin Bass** (Special Assistant), **Barney Chavous** (Defensive Assistant), **Mo Forte** (Running Backs), **Chan Gailey** (Offensive Coordinator/Wide Receivers), **George Henshaw** (Offensive Line), **Earl Leggett** (Defensive Line), **Pete Mangurian** (Tight Ends/Asst. Offensive Line), **Al Miller** (Strength/Conditioning), **Mike Nolan** (Linebackers), **Wade Phillips** (Defensive Coordinator), **Harold Richardson** (Special Teams), **Mike Shanahan** (Quarterbacks), **Charlie Waters** (Defensive Backs).

1991 LEADERS / RANKINGS

INDIVIDUAL	PLAYER ..... NO.	AFC RANK	NFL RANK	NFL LEADER ..... NO.
Points	Treadwell 112	3	6	Lohmiller (WAS) 149
Rushing Yards	Green 1,037	2	6	Smith (DAL) 1,563
Passing Yards	Elway 3,253	6	8	Moon (HOU) 4,690
Passer Rating	Elway 75.4	9	19	Young (SF) 101.8
Receiving Yards	Young 629	24	47	Irvin (DAL) 1,523
Receptions	Young 44	29t	63t	Jeffries (HOU) 100
Interceptions	Atwater/D. Smith 5	4t	8t	Lott (LAR) 8
Sacks	Fletcher 13.5	2t	4t	Swilling (NO) 17.0

OFFENSE ..... NO.	AFC RANK	NFL RANK	NFL LEADER ..... NO.
Points Per Game 19.0	6	12	Washington 30.3
Total Yards Per Game 313.3	6	12	Buffalo 390.8
Yards Per Play 5.0	5t	12t	San Francisco 5.9
Rushing Yards Per Game 125.9	5	8	Buffalo 148.8
Net Passing Yards Per Game 187.3	10	17	Houston 300.3

DEFENSE ..... NO.	AFC RANK	NFL RANK	NFL LEADER ..... NO.
Points Per Game 14.7	1	3	New Orleans 13.2
Total Yards Per Game 284.3	1	5	Philadelphia 221.8
Yards Per Play 4.8	1t	4t	Philadelphia 3.9
Rushing Yards Per Game 112.1	9	19	Philadelphia 71.0
Net Passing Yards Per Game 172.2	1	3	Philadelphia 150.8

1991 KEY AWARDS

Pro Bowl (5): S Steve Atwater, QB John Elway, RB Gaston Green, LB Karl Mecklenburg, S Dennis Smith. **AP All-Pro (1):** S Steve Atwater (first team). **AP NFL Defensive Rookie of the Year:** LB Mike Croel. **K.C. 101 Club AFC Coach of the Year:** Dan Reeves.

1991 NFL STANDINGS

AFC EAST

Team	W	L	T	Pct	PF	PA
*yz-Buffalo	13	3	0	.813	458	318
x-New York Jets	8	8	0	.500	314	293
Miami	8	8	0	.500	343	349
New England	6	10	0	.375	211	305
Indianapolis	1	15	0	.063	143	381

AFC CENTRAL

Team	W	L	T	Pct	PF	PA
y-Houston	11	5	0	.688	386	251
Pittsburgh	7	9	0	.438	292	344
Cleveland	6	10	0	.375	293	298
Cincinnati	3	13	0	.188	263	435

AFC WEST

Team	W	L	T	Pct	PF	PA
yz-Denver	**12**	**4**	**0**	**.750**	**304**	**235**
x-Kansas City	10	6	0	.625	322	252
x-L.A. Raiders	9	7	0	.563	298	297
Seattle	7	9	0	.438	276	261
San Diego	4	12	0	.250	274	342

NFC EAST

Team	W	L	T	Pct	PF	PA
*yz-Washington	14	2	0	.875	485	224
x-Dallas	11	5	0	.688	342	310
Philadelphia	10	6	0	.625	285	244
New York Giants	8	8	0	.500	281	297
Phoenix	4	12	0	.250	196	344

NFC CENTRAL

Team	W	L	T	Pct	PF	PA
yz-Detroit	12	4	0	.750	339	295
x-Chicago	11	5	0	.688	299	269
Minnesota	8	8	0	.500	301	306
Green Bay	4	12	0	.250	273	313
Tampa Bay	3	13	0	.188	199	365

NFC WEST

Team	W	L	T	Pct	PF	PA
y-New Orleans	11	5	0	.688	341	211
x-Atlanta	10	6	0	.625	361	338
San Francisco	10	6	0	.625	393	239
L.A. Rams	3	13	0	.188	234	390

*x – Playoffs; y – Division Title; z – First-round Bye; * – Home-field Advantage*

WILD CARD PLAYOFF GAMES

12/28 – at Kansas City 10, L.A. Raiders 6
12/28 – Atlanta 27, at New Orleans 20
12/29 – at Houston 17, New York Jets 10
12/29 – Dallas 17, at Chicago 13

DIVISIONAL PLAYOFF GAMES

1/4 – at Denver 26, Houston 24
1/4 – at Washington 24, Atlanta 7
1/5 – at Buffalo 37, Kansas City 14
1/5 – at Detroit 38, Dallas 6

CONFERENCE CHAMPIONSHIPS

1/12 – at Buffalo 10, Denver 7
1/12 – at Washington 41, Detroit 10

SUPER BOWL XXVI (MINNEAPOLIS)

1/26 – Washington 37, Buffalo 24

1990 FINAL STATISTICS (5-11)

Head Coach: Dan Reeves **AFC West**: 5th **Home Stadium**: Mile High Stadium

Date	W-L	Score	Opponent	Attendance
Sept 9	L	9-14	at L.A. Raiders	54,206
Sept 17	W	24-23	Kansas City	75,277
Sept 23	W	34-31	Seattle (OT)	75,290
Sept 30	L	28-29	at Buffalo	74,393
Oct 8	L	29-30	Cleveland	74,814
Oct 14	L	17-34	Pittsburgh	74,285
Oct 21	W	27-17	at Indianapolis	29,850
Nov 4	L	22-27	at Minnesota	57,331
Nov 11	L	7-19	at San Diego	59,557
Nov 18	L	13-16	Chicago (OT)	75,013
Nov 22	L	27-40	at Detroit	73,896
Dec 2	L	20-23	L.A. Raiders	74,162
Dec 9	L	20-31	at Kansas City	74,347
Dec 16	W	20-10	San Diego	64,919
Dec 23	L	12-17	at Seattle	55,845
Dec 30	W	22-13	Green Bay	46,943

TEAM STATISTICS	Den	Opp
TOTAL FIRST DOWNS	323	306
Rushing	126	110
Passing	170	181
Penalty	27	15
3RD DOWN: MADE/ATT	86/207	84/195
3rd Down Pct.	41.5	43.1
4TH DOWN: MADE/ATT	7/14	7/12
4th Down Pct.	50.0	58.3
POSSESSION AVG.	30:50	29:10
TOTAL NET YARDS	5213	5345
Avg. Per Game	325.8	334.1
Total Plays	1035	969
Avg. Per Play	5.0	5.5
NET YARDS RUSHING	1872	1963
Avg. Per Game	117.0	122.7
Total Rushes	462	456
NET YARDS PASSING	3341	3382
Avg. Per Game	208.8	211.4
Sacked/Yards Lost	46/330	34/289
Gross Yards	3671	3671
Att./Completions	527/305	479/284
Completion Pct.	57.9	59.3
Had Intercepted	18	10
PUNTS/AVERAGE	60/43.5	62/41.4
NET PUNTING AVG.	38.5	35.6
PENALTIES/YARDS	108/775	105/824
FUMBLES/BALL LOST	30/14	36/15
TOUCHDOWNS	36	43
Rushing	19	16
Passing	15	22
Returns	2	5

SCORE BY PERIODS	1	2	3	4	OT	Total
BRONCOS	87	120	46	75	3	331
OPPONENTS	60	85	96	131	3	374

SCORING	TD	Ru	Pa	Rt	PAT	FG	S	PTS
Treadwell	0	0	0	0	34/36	25/34	0	109
Humphrey	7	7	0	0	0/0	0/0	0	42
Jackson	5	1	4	0	0/0	0/0	0	30
Bratton	4	3	1	0	0/0	0/0	0	24
Young	4	0	4	0	0/0	0/0	0	24
Elway	3	3	0	0	0/0	0/0	0	18
Johnson	3	0	3	0	0/0	0/0	0	18
Sewell	3	3	0	0	0/0	0/0	0	18
Nattiel	2	0	2	0	0/0	0/0	0	12
Winder	2	2	0	0	0/0	0/0	0	12
Mecklenburg	1	0	0	1	0/0	0/0	1	8
Henderson	1	0	0	1	0/0	0/0	0	6
Sharpe	1	0	1	0	0/0	0/0	0	6
Fletcher	0	0	0	0	0/0	0/0	1	2
TEAM	0	0	0	0	0/0	0/0	1	2
BRONCOS	**36**	**19**	**15**	**2**	**34/36**	**25/34**	**3**	**331**
OPPONENTS	**43**	**16**	**22**	**5**	**38/43**	**26/33**	**0**	**374**

SACKS: Fletcher 11.0, Mecklenburg 5.0, Powers 4.0, Holmes 3.0, Brooks 2.0, Galloway 2.0, Kragen 2.0, Atwater 1.0, Dennison 1.0, Lucas 1.0, Townsend 1.0, **BRONCOS 34.0, OPPONENTS 46.0**

RUSHING	No.	Yds.	Avg.	Long	TD
Humphrey	288	1202	4.2	37t	7
Elway	50	258	5.2	21	3
Winder	42	120	2.9	19	2
Bratton	27	82	3.0	10	3
Ezor	23	81	3.5	15	0
Kubiak	9	52	5.8	18	0
Sewell	17	46	2.7	8	3
Jackson	5	28	5.6	16t	1
Porter	1	3	3.0	3	0
BRONCOS	**462**	**1872**	**4.1**	**37t**	**19**
OPPONENTS	**456**	**1963**	**4.3**	**62t**	**16**

RECEIVING	No.	Yds.	Avg.	Long	TD
Jackson	57	926	16.2	66	4
Johnson	54	747	13.8	49	3
Kay	39	282	9.7	22	0
Bratton	29	276	9.5	63	1
Young	28	385	13.8	42	4
Sewell	26	268	10.3	36	0
Humphrey	24	152	6.3	26	0
Nattiel	18	297	16.5	52t	2
Winder	17	145	8.5	17	0
Mobley	8	41	5.1	9	0
Sharpe	7	99	14.1	33	1
Porter	4	44	11.0	16	0
Verhulst	3	13	4.3	6	0
Lanier	1	-4	-4.0	-4	0
BRONCOS	**305**	**3671**	**12.0**	**66**	**15**
OPPONENTS	**284**	**3671**	**12.9**	**90**	**22**

INTERCEPTIONS	No.	Yds.	Avg.	Long	TD
Henderson	2	71	35.5	49t	1
Montgomery	2	43	21.5	24	0
Atwater	2	32	16.0	27	0
Plummer	1	16	16.0	16	0
D. Smith	1	13	13.0	13	0
Braxton	1	10	10.0	10	0
Lang	1	5	5.0	5	0
BRONCOS	**10**	**190**	**19.0**	**49t**	**1**
OPPONENTS	**18**	**169**	**9.4**	**39t**	**3**

PUNTING	No.	Yds.	Avg.	Net	TB	In20	Long	B
Horan	58	2575	44.4	38.9	6	14	67	1
Elway	1	37	37.0	17.0	1	0	37	0
BRONCOS	**60**	**2612**	**43.5**	**38.5**	**7**	**14**	**67**	**1**
OPPONENTS	**62**	**2565**	**41.4**	**35.6**	**5**	**15**	**59**	**1**

PUNT RETURNS	No.	FC	Yds.	Avg.	Long	TD
Clark	21	1	159	7.6	32	0
Johnson	11	11	92	8.4	29	0
Nattiel	1	0	5	5.0	5	0
BRONCOS	**33**	**12**	**256**	**7.8**	**32**	**0**
OPPONENTS	**22**	**9**	**159**	**7.2**	**22**	**0**

KICKOFF RETURNS	No.	Yds.	Avg.	Long	TD
Clark	20	505	25.3	75	0
Montgomery	14	286	20.4	59	0
Ezor	13	214	16.5	50	0
Johnson	6	126	21.0	39	0
Winder	4	55	13.8	24	0
Bratton	3	37	12.3	18	0
Kay	2	10	5.0	7	0
Atwater	1	0	0.0	0	0
Jackson	1	18	18.0	18	0
Mobley	1	9	9.0	9	0
Nattiel	1	0	0.0	0	0
BRONCOS	**66**	**1260**	**19.1**	**75**	**0**
OPPONENTS	**69**	**1319**	**19.1**	**71**	**0**

FIELD GOALS	1-19	20-29	30-39	40-49	50+
Treadwell	0/0	13/14	4/6	8/13	0/1
OPPONENTS	**1/1**	**5/5**	**14/16**	**6/10**	**0/1**

TREADWELL: (43G,44G,24G) (38N,22G) (27G,49N,25G) (49N,24N) (20G,25G) (24G) (39G,32N,42G) (31G,46G,46G) () (27G,24G) (24G,32G) (45G,21G,41N) () (46N,49G,26G) (49G,50N,45N) (22G,31G)
OPPONENTS: () (39G,29G,31G,52N) (39G,38N, 44N) (37N, 37G,48N) (30G,) () (32G,43N) (38G, 41G) (19G,23G,43G, 32G) (37G,32G,41N,44G) (24G,32G,43G,45G) (46G) (33G) (30G) (21G) (37G,24G)

PASSING	Att.	Comp.	Yds.	Comp.%	Yd./Att.	TD	TD%	Int	Int%	LG	Sack/Lost	Rating
Elway	502	294	3526	58.6	7.02	15	3.0	14	2.8	66	43/311	78.5
Kubiak	22	11	145	50.0	6.59	0	0.0	4	18.2	36	3/19	31.6
Humphrey	2	0	0	0.0	0.00	0	0.0	0	0.0	0	0/0	39.6
Sewell	1	0	0	0.0	0.00	0	0.0	0	0.0	0	0/0	39.6
BRONCOS	**527**	**305**	**3671**	**57.9**	**6.97**	**15**	**2.8**	**18**	**3.4**	**66**	**46/330**	**74.6**
OPPONENTS	**479**	**284**	**3671**	**59.3**	**7.66**	**22**	**4.6**	**10**	**2.1**	**90**	**34/289**	**90.0**

1990 DEFENSIVE STATS

(based on coaches' film review)

	TT	UT	A	S-YDS	I-YDS	PD	FF	FR
1 Brooks	175	102	73	2-17	0-0	2	2	0
2 Atwater	173	112	61	1-5	2-32	4	2	0
3 Mecklenburg	116	67	49	5-45	0-0	1	0	2
4 D. Smith	110	63	47	0-0	1-13	8	1	2
5 Fletcher	97	55	42	11-90	0-0	1	4	1
6 Henderson	88	57	31	0-0	2-71	5	0	1
7 Kragen	81	46	35	2-9	0-0	5	3	2
8 Powers	77	43	34	4-31	0-0	1	2	0
9 Munford	70	39	31	0-0	0-0	0	0	0
10 Robbins	68	43	25	0-0	0-0	5	0	2
11 Montgomery	53	37	16	0-0	2-43	6	0	0
12 Corrington	43	23	20	0-0	0-0	5	1	1
13 Holmes	40	27	13	3-23	0-0	6	1	0
14 Lucas	32	16	16	1-7	0-0	0	1	1
15 Szymanski	30	13	17	0-0	0-0	0	0	0
16 Curtis	24	14	10	0-0	0-0	0	0	0
17 E. Smith	23	15	8	0-0	0-0	3	1	1
18 Braxton	17	11	6	0-0	1-10	2	0	0
19 Galloway	15	11	4	2-12	0-0	1	0	0
Townsend	15	8	7	1-12	0-0	1	0	0
21 Clark	9	6	3	0-0	0-0	0	0	0
22 Lang	8	6	2	0-0	1-5	3	1	1
23 Dennison	7	7	0	1-10	0-0	0	0	0
Haliburton	7	3	4	0-0	0-0	0	0	0
25 Team	0	0	0	1-28	0-0	0	0	0
Plummer	0	0	0	0-0	1-16	1	0	0
TOTALS	**1,378**	**824**	**554**	**34-289**	**10-190**	**60**	**19**	**14**

1990 GAMES STARTED

OFFENSE

QB	Elway, John	16
RB	Humphrey, Bobby	14
RB	Winder, Sammy	2
FB	Bratton, Melvin	3
FB	Porter, Kerry	3
FB	Sewell, Steve	1
WR	Jackson, Mark	15
WR	Johnson, Vance	13
WR	Nattiel, Ricky	3
WR	Sharpe, Shannon	2
WR	Young, Michael	1
TE	Kay, Clarence	14
TE	Mobley, Orson	8
TE	Verhulst, Chris	1
C	Kartz, Keith	16
T	Hamilton, Darrell	8
T	Lanier, Ken	16
T	Perry, Gerald	8
G	Juriga, Jim	11
G	Widell, Dave	5
G	Widell, Doug	16

DEFENSE

DE	Holmes, Ron	10
DE	Powers, Warren	16
DE	Szymanski, Jim	6
NT	Kragen, Greg	16
LB	Brooks, Michael	16
LB	Curtis, Scott	1
LB	Fletcher, Simon	16
LB	Lucas, Tim	5
LB	Mecklenburg, Karl	16
LB	Munford, Marc	10
CB	Braxton, Tyrone	2
CB	Henderson, Wymon	15
CB	Montgomery, Alton	4
CB	Robbins, Randy	9
CB	Smith, Elliot	3
S	Atwater, Steve	15
S	Corrington, Kip	1
S	Smith, Dennis	15

1990 COACHES

Dan Reeves (Head Coach), **Marvin Bass** (Special Assistant), **Barney Chavous** (Defensive Assistant), **Mo Forte** (Running Backs), **Chan Gailey** (Offensive Coordinator/Wide Receivers), **George Henshaw** (Offensive Line), **Earl Leggett** (Defensive Line), **Pete Mangurian** (Tight Ends/Asst. Offensive Line), **Al Miller** (Strength/Conditioning), **Mike Nolan** (Linebackers), **Wade Phillips** (Defensive Coordinator), **Harold Richardson** (Special Teams), **Mike Shanahan** (Quarterbacks), **Charlie Waters** (Defensive Backs).

1990 LEADERS / RANKINGS

INDIVIDUAL	PLAYER	NO.	AFC RANK	NFL RANK	NFL LEADER	NO.
Points	Treadwell	109	3	6	Lowery (KC)	139
Rushing Yards	Humphrey	1,202	3	5	Sanders (DET)	1,304
Passing Yards	Elway	3,526	3	5	Moon (HOU)	4,689
Passer Rating	Elway	78.5	7	14	Kelly (BUF)	101.2
Receiving Yards	Jackson	926	8	15	Rice (SF)	1,502
Receptions	Jackson	57	12t	24t	Rice (SF)	100
Interceptions	Henderson/Mont./Atwater	2	33	75t	Carrier (CHI)	10
Sacks	Fletcher	11	10	14t	Thomas (KC)	20

OFFENSE	NO.	AFC RANK	NFL RANK	NFL LEADER	NO.
Points Per Game	20.7	7	16	Buffalo	26.8
Total Yards Per Game	325.8	4	8	Houston	388.9
Yards Per Play	5.0	9t	16t	Houston	6.2
Rushing Yards Per Game	117.0	8	14	Philadelphia	159.8
Net Passing Yards Per Game	208.8	3	7	Houston	300.3

DEFENSE	NO.	AFC RANK	NFL RANK	NFL LEADER	NO.
Points Per Game	23.4	12	23	New York Giants	13.2
Total Yards Per Game	334.1	10	20	Pittsburgh	257.2
Yards Per Play	5.5	11t	22t	Pittsburgh	4.4
Rushing Yards Per Game	122.7	9	17	Philadelphia	73.1
Net Passing Yards Per Game	211.4	11	21	Pittsburgh	156.3

1990 KEY AWARDS

Pro Bowl (3): S Steve Atwater, RB Bobby Humphrey, S Dennis Smith.

1990 NFL STANDINGS

AFC EAST

Team	W	L	T	Pct	PF	PA
*yz-Buffalo	13	3	0	.813	428	263
x-Miami	12	4	0	.750	336	242
Indianapolis	7	9	0	.438	281	353
New York Jets	6	10	0	.375	295	345
New England	1	15	0	.063	181	446

AFC CENTRAL

Team	W	L	T	Pct	PF	PA
y-Cincinnati	9	7	0	.563	360	352
x-Houston	9	7	0	.563	405	307
Pittsburgh	9	7	0	.563	292	240
Cleveland	3	13	0	.188	228	462

AFC WEST

Team	W	L	T	Pct	PF	PA
yz-L.A. Raiders	12	4	0	.750	337	268
x-Kansas City	11	5	0	.688	369	257
Seattle	9	7	0	.563	306	286
San Diego	6	10	0	.375	315	281
Denver	**5**	**11**	**0**	**.313**	**331**	**374**

NFC EAST

Team	W	L	T	Pct	PF	PA
yz-New York Giants	13	3	0	.813	335	211
x-Philadelphia	10	6	0	.625	396	299
x-Washington	10	6	0	.625	381	301
Dallas	7	9	0	.438	244	308
Phoenix	5	11	0	.313	268	396

NFC CENTRAL

Team	W	L	T	Pct	PF	PA
y-Chicago	11	5	0	.688	348	280
Tampa Bay	6	10	0	.375	264	367
Detroit	6	10	0	.375	373	413
Green Bay	6	10	0	.375	271	347
Minnesota	6	10	0	.375	351	326

NFC WEST

Team	W	L	T	Pct	PF	PA
*yz-San Francisco	14	2	0	.875	353	239
x-New Orleans	8	8	0	.500	274	275
Atlanta	5	11	0	.313	348	365
L.A. Rams	5	11	0	.313	345	412

*x – Playoffs; y – Division Title; z – First-round Bye; * – Home-field Advantage*

WILD CARD PLAYOFF GAMES

1/5 – at Miami 17, Kansas City 16
1/5 – Washington 20, at Philadelphia 6
1/6 – at Cincinnati 41, Houston 14
1/6 – at Chicago 16, New Orleans 6

DIVISIONAL PLAYOFF GAMES

1/12 – at Buffalo 44, Miami 34
1/12 – at San Francisco 28, Washington 10
1/13 – at L.A. Raiders 20, Cincinnati 10
1/13 – at New York Giants 31, Chicago 3

CONFERENCE CHAMPIONSHIPS

1/20 – at Buffalo 51, L.A. Raiders 3
1/20 – New York Giants 15, at San Francisco 13

SUPER BOWL XXV (TAMPA, FLA.)

1/27 – New York Giants 20, Buffalo 19

1989 FINAL STATISTICS (11-5)

Head Coach: Dan Reeves **AFC West**: 1st **Home Stadium**: Mile High Stadium

Date	W-L	Score	Opponent	Attendance
Sept 10	W	34-20	Kansas City	74,284
Sept 18	W	28-18	at Buffalo	78,176
Sept 24	W	31-21	L.A. Raiders	75,754
Oct 1	L	13-16	at Cleveland	78,637
Oct 8	W	16-10	San Diego	75,222
Oct 15	W	14-3	Indianapolis	74,680
Oct 22	W	24-21	at Seattle (OT)	62,353
Oct 29	L	24-28	Philadelphia	75,065
Nov 5	W	34-7	Pittsburgh	74,739
Nov 12	W	16-13	at Kansas City	76,245
Nov 20	W	14-10	at Washington	52,975
Nov 26	W	41-14	Seattle	75,117
Dec 3	L	13-16	at L.A. Raiders (OT)	87,560
Dec 10	L	7-14	New York Giants	63,283
Dec 16	W	37-0	at Phoenix	56,071
Dec 24	L	16-19	at San Diego	50,524

TEAM STATISTICS	Den	Opp
TOTAL FIRST DOWNS	308	246
Rushing	125	90
Passing	163	142
Penalty	20	14
3RD DOWN: MADE/ATT	111/240	73/216
3rd Down Pct.	46.3	33.8
4TH DOWN: MADE/ATT	2/9	12/24
4th Down Pct.	22.2	50.0
POSSESSION AVG.	32:17	27:43
TOTAL NET YARDS	5093	4407
Avg. Per Game	318.3	275.4
Total Plays	1071	977
Avg. Per Play	4.8	4.5
NET YARDS RUSHING	2092	1580
Avg. Per Game	130.8	98.8
Total Rushes	554	426
NET YARDS PASSING	3001	2827
Avg. Per Game	187.6	176.7
Sacked/Yards Lost	43/351	47/374
Gross Yards	3352	3201
Att./Completions	474/256	504/268
Completion Pct.	54.0	53.2
Had Intercepted	20	21
PUNTS/AVERAGE	80/39.8	84/41.0
NET PUNTING AVG.	33.7	35.0
PENALTIES/YARDS	83/594	102/823
FUMBLES/BALL LOST	26/12	43/22
TOUCHDOWNS	40	25
Rushing	15	10
Passing	21	13
Returns	4	2

SCORE BY PERIODS	1	2	3	4	OT	Total
BRONCOS	84	114	57	104	3	362
OPPONENTS	44	53	50	76	3	226

SCORING	TD	Ru	Pa	Rt	PAT	FG	S	PTS
Treadwell	0	0	0	0	39/40	27/33	0	120
Humphrey	8	7	1	0	0/0	0/0	0	48
Johnson	7	0	7	0	0/0	0/0	0	42
Bratton	4	1	3	0	0/0	0/0	0	24
Elway	3	3	0	0	0/0	0/0	0	18
Sewell	3	0	3	0	0/0	0/0	0	18
Alexander	2	2	0	0	0/0	0/0	0	12
Jackson	2	0	2	0	0/0	0/0	0	12
Kay	2	0	2	0	0/0	0/0	0	12
Winder	2	2	0	0	0/0	0/0	0	12
Young	2	0	2	0	0/0	0/0	0	12
Braxton	1	0	0	1	0/0	0/0	0	6
Kragen	1	0	0	1	0/0	0/0	0	6
Mecklenburg	1	0	0	1	0/0	0/0	0	6
Nattiel	1	0	1	0	0/0	0/0	0	6
Robbins	1	0	0	1	0/0	0/0	0	6
Brooks	0	0	0	0	0/0	0/0	1	2
BRONCOS	**40**	**15**	**21**	**4**	**39/40**	**27/33**	**1**	**362**
OPPONENTS	**25**	**10**	**13**	**2**	**25/25**	**17/27**	**0**	**226**

SACKS: Fletcher 12, Holmes 9, Mecklenburg 7.5, Carreker 5.5, Powers 3, Kragen 2, Lucas 2, Townsend 2, Brooks 1, Dennison 1, McCullough 1, Munford 1, **BRONCOS 47.0, OPPONENTS 43.0**

PASSING	Att.	Comp.	Yds.	Comp.%	Yd./Att.	TD	TD%	Int	Int%	LG	Sack/Lost	Rating
Elway	416	223	3051	53.6	7.33	18	4.3	18	4.3	69	35/298	73.7
Kubiak	55	32	284	58.2	5.16	2	3.6	2	3.6	22	8/53	69.1
Humphrey	2	1	17	50.0	8.50	1	50.0	0	0.0	17t	0/0	118.8
Johnson	1	0	0	0.0	0.00	0	0.0	0	0.0	0	0/0	39.6
BRONCOS	**474**	**256**	**3352**	**54.0**	**7.07**	**21**	**4.4**	**20**	**4.2**	**69**	**43/351**	**73.7**
OPPONENTS	**504**	**268**	**3201**	**53.2**	**6.35**	**13**	**2.6**	**21**	**4.2**	**75t**	**47/374**	**64.1**

RUSHING	No.	Yds.	Avg.	Long	TD
Humphrey	294	1151	3.9	40	7
Winder	110	351	3.2	16	2
Elway	48	244	5.1	31	3
Alexander	45	146	3.2	11	2
Bratton	30	108	3.6	9	1
Sewell	7	44	6.3	10	0
Kubiak	15	35	2.3	10	0
Jackson	5	13	2.6	8	0
BRONCOS	**554**	**2092**	**3.8**	**40**	**15**
OPPONENTS	**426**	**1580**	**3.7**	**24**	**10**

RECEIVING	No.	Yds.	Avg.	Long	TD
Johnson	76	1095	14.4	69	7
Jackson	28	446	15.9	49	2
Sewell	25	416	16.6	56	3
Young	22	402	18.3	47	2
Humphrey	22	156	7.1	13	1
Kay	21	197	9.4	20t	2
Mobley	17	200	11.8	36	0
Winder	14	91	6.5	19	0
Nattiel	10	183	18.3	43	1
Bratton	10	69	6.9	17t	3
Alexander	8	84	10.5	28	0
Kelly	3	13	4.3	6	0
BRONCOS	**256**	**3352**	**13.1**	**69**	**21**
OPPONENTS	**268**	**3201**	**11.9**	**75t**	**13**

INTERCEPTIONS	No.	Yds.	Avg.	Long	TD
Braxton	6	103	17.2	34t	1
Henderson	3	58	19.3	25	0
Atwater	3	34	11.3	30	0
D. Smith	2	78	39.0	50	0
Robbins	2	18	9.0	18t	1
Munford	2	16	8.0	10	0
Corrington	1	8	8.0	8	0
Carrington	1	2	2.0	2	0
Dennison	1	1	1.0	1	0
BRONCOS	**21**	**318**	**15.1**	**50**	**2**
OPPONENTS	**20**	**194**	**9.7**	**32t**	**1**

PUNTING	No.	Yds.	Avg.	Net	TB	In20	Long	B
Horan	77	3111	40.4	34.3	5	24	63	0
Elway	1	34	34.0	14.0	1	0	34	0
Kubiak	2	43	21.5	21.5	0	1	29	0
BRONCOS	**80**	**3188**	**39.8**	**33.7**	**6**	**25**	**63**	**0**
OPPONENTS	**84**	**3440**	**41.0**	**35.0**	**8**	**18**	**64**	**0**

PUNT RETURNS	No.	FC	Yds.	Avg.	Long	TD
Bell	21	3	143	6.8	24	0
Johnson	12	6	118	9.8	34	0
Nattiel	9	0	77	8.6	38	0
Woods	2	0	6	3.0	11	0
Carrington	1	0	0	0.0	0	0
BRONCOS	**45**	**9**	**344**	**7.6**	**38**	**0**
OPPONENTS	**28**	**18**	**370**	**13.2**	**52**	**0**

KICKOFF RETURNS	No.	Yds.	Avg.	Long	TD
Bell	30	602	20.1	33	0
Carrington	6	152	25.3	68	0
Humphrey	4	86	21.5	29	0
Bratton	2	19	9.5	10	0
Woods	1	17	17.0	17	0
BRONCOS	**43**	**876**	**20.4**	**68**	**0**
OPPONENTS	**72**	**1256**	**17.4**	**36**	**0**

FIELD GOALS	1-19	20-29	30-39	40-49	50+
Treadwell	3/3	13/14	8/8	3/7	0/1
OPPONENTS	**0/0**	**3/3**	**5/6**	**7/14**	**2/4**

TREADWELL: (41G,29G) (22G,33G,46G,24G) (38G) (21G,26G) (46G,18G,54N,27G) () (46N,46N, 27N,27G) (18G) (26G,26G) (18G,27G,26G) () (30G,25G) (34G,35G,42N) () (38G,33G,35G) (43N,24G)

OPPONENTS: (41G,54N,23G) (43N) () (47N, 36G,48G,24N,48G) (39G) (49N,55G) (40N) (41N) () (39G,42G) (38N,32G) () (37G,46G,26G) (47N) () (52N,22G,41G,53G,45G)

1989 DEFENSIVE STATS

(based on coaches' film review)

	TT	UT	A	S-YDS	I-YDS	PD	FF	FR
1 Mecklenburg	143	83	60	7.5-79	0-0	3	2	4
2 Atwater	129	86	43	0-0	3-34	10	0	1
3 Brooks	123	66	57	1-9	0-0	2	1	2
4 Braxton	111	77	34	0-0	6-103	14	2	2
5 Dennison	106	45	61	1-6	1-1	1	2	1
6 Fletcher	105	61	44	12-79	0-0	2	3	1
7 Munford	98	54	44	1-5	2-16	2	0	1
8 Smith	82	47	35	0-0	2-78	11	6	3
9 Henderson	76	47	29	0-0	3-58	13	0	0
10 Kragen	72	43	29	2-13	0-0	2	0	4
11 Carreker	65	36	29	5.5-34	0-0	1	3	0
12 Holmes	48	32	16	9-87	0-0	4	2	0
13 Townsend	40	26	14	2-13	0-0	0	2	2
14 Robbins	37	25	12	0-0	2-18	8	0	1
15 Corrington	26	17	9	0-0	1-8	5	1	0
16 Curtis	23	12	11	0-0	0-0	0	0	0
17 Powers	19	7	12	3-30	0-0	0	1	0
18 Haynes	18	13	5	0-0	0-0	3	0	0
19 Carrington	16	11	5	0-0	1-2	1	0	0
20 Lucas	6	5	1	2-22	0-0	1	0	0
21 Klosterman	3	1	2	0-0	0-0	0	0	0
22 McCullough	2	2	0	1-0	0-0	0	0	0
Henke	2	0	2	0-0	0-0	0	0	0
TOTALS	**1,350**	**796**	**554**	**47-377**	**21-318**	**83**	**25**	**22**

1989 GAMES STARTED

OFFENSE			DEFENSE		
QB	Elway, John	15	DE	Carreker, Alphonso	16
QB	Kubiak, Gary	1	DE	Holmes, Ron	8
RB	Humphrey, Bobby	12	DE	Powers, Warren	1
RB	Sewell, Steve	3	DE	Townsend, Andre	10
RB	Winder, Sammy	2	NT	Kragen, Greg	14
FB	Alexander, Jeff	6	LB	Brooks, Michael	16
FB	Bratton, Melvin	3	LB	Dennison, Rick	12
FB	Kelly, Pat	1	LB	Fletcher, Simon	16
WR	Jackson, Mark	16	LB	Mecklenburg, Karl	15
WR	Johnson, Vance	16	LB	Munford, Marc	5
TE	Kay, Clarence	16	CB	Braxton, Tyrone	16
TE	Mobley, Orson	5	CB	Henderson, Wymon	15
C	Kartz, Keith	16	S	Atwater, Steve	16
T	Lanier, Ken	16	S	Robbins, Randy	2
T	Perry, Gerald	15	S	Smith, Dennis	14
G	Bishop, Keith	7			
G	Juriga, Jim	16			
G	Widell, Doug	10			

1989 COACHES

Dan Reeves (Head Coach), **Marvin Bass** (Special Assistant), **Barney Chavous** (Asst. Strength and Conditioning), **Mo Forte** (Running Backs), **Chan Gailey** (Offensive Coordinator/Wide Receivers), **George Henshaw** (Offensive Line), **Earl Leggett** (Defensive Line), **Pete Mangurian** (Tight Ends/Asst. Offensive Line), **Al Miller** (Strength/Conditioning), **Mike Nolan** (Linebackers), **Wade Phillips** (Defensive Coordinator), **Harold Richardson** (Special Teams), **Charlie Waters** (Defensive Backs).

1989 LEADERS / RANKINGS

INDIVIDUAL	PLAYER	NO.	AFC RANK	NFL RANK	NFL LEADER	NO.
Points	Treadwell	120	1	3t	Cofer (SF)	138
Rushing Yards	Humphrey	1,151	5	8	Okoye (KC)	1,480
Passing Yards	Elway	3,051	8	16	Majkowski (GB)	4,318
Passer Rating	Elway	73.7	9	17	Montana (SF)	112.4
Receiving Yards	Johnson	1,095	5	15	Rice (SF)	1,483
Receptions	Johnson	76	9	17	Sharpe (GB)	90
Interceptions	Braxton	6	5t	7t	Wright (CLE)	9
Sacks	Fletcher	12	4	11	Doleman (MIN)	21

OFFENSE	NO.	AFC RANK	NFL RANK	NFL LEADER	NO.
Points Per Game	22.6	4	7t	San Francisco	27.6
Total Yards Per Game	318.3	7	15	San Francisco	391.8
Yards Per Play	4.8	11t	19t	San Francisco	6.1
Rushing Yards Per Game	130.8	4	6	Cincinnati	155.2
Net Passing Yards Per Game	187.6	11	23	Washington	271.8

DEFENSE	NO.	AFC RANK	NFL RANK	NFL LEADER	NO.
Points Per Game	14.1	1	1	Denver	14.1
Total Yards Per Game	275.5	2	3	Minnesota	261.5
Yards Per Play	4.5	1t	2t	Minnesota	4.1
Rushing Yards Per Game	98.8	1	6	New Orleans	82.9
Net Passing Yards Per Game	176.7	2	3	Kansas City	176.3

1989 KEY AWARDS

Pro Bowl (5): QB John Elway, DT Greg Kragen, LB Karl Mecklenburg, S Dennis Smith, K David Treadwell. **AP All-Pro (2):** LB Karl Mecklenburg (first team), S Dennis Smith (second team). **NFLPA Offensive Rookie of the Year:** RB Bobby Humphrey. ***Football Digest* NFL Defensive Rookie of the Year:** S Steve Atwater.

1989 NFL STANDINGS

AFC EAST

Team	W	L	T	Pct	PF	PA
y-Buffalo	9	7	0	.563	409	317
Indianapolis	8	8	0	.500	298	301
Miami	8	8	0	.500	331	379
New England	5	11	0	.313	297	391
New York Jets	4	12	0	.250	253	411

AFC CENTRAL

Team	W	L	T	Pct	PF	PA
y-Cleveland	9	6	1	.594	334	254
x-Houston	9	7	0	.563	365	412
x-Pittsburgh	9	7	0	.563	265	326
Cincinnati	8	8	0	.500	404	285

AFC WEST

Team	W	L	T	Pct	PF	PA
***y-Denver**	**11**	**5**	**0**	**.688**	**362**	**226**
Kansas City	8	7	1	.531	318	286
L.A. Raiders	8	8	0	.500	315	297
Seattle	7	9	0	.438	241	327
San Diego	6	10	0	.375	266	290

NFC EAST

Team	W	L	T	Pct	PF	PA
y-New York Giants	12	4	0	.750	348	252
x-Philadelphia	11	5	0	.688	342	274
Washington	10	6	0	.625	386	308
Phoenix	5	11	0	.313	258	377
Dallas	1	15	0	.063	204	393

NFC CENTRAL

Team	W	L	T	Pct	PF	PA
y-Minnesota	10	6	0	.625	351	275
Green Bay	10	6	0	.625	362	356
Detroit	7	9	0	.438	312	364
Chicago	6	10	0	.375	358	377
Tampa Bay	5	11	0	.313	320	419

NFC WEST

Team	W	L	T	Pct	PF	PA
*y-San Francisco	14	2	0	.875	442	253
x-L.A. Rams	11	5	0	.688	426	344
New Orleans	9	7	0	.563	386	301
Atlanta	3	13	0	.188	279	437

*x – Wild Card Qualifier; y – Division Title; * – Home-field Advantage*

WILD CARD PLAYOFF GAMES

12/31 – Pittsburgh 26, at Houston 23 (OT)
12/31 – L.A. Rams 21, at Philadelphia 7

DIVISIONAL PLAYOFF GAMES

1/6 – at Cleveland 34, Buffalo 30
1/6 – at San Francisco 41, Minnesota 13
1/7 – at Denver 24, Pittsburgh 23
1/7 – L.A. Rams 19, at New York Giants 13 (OT)

CONFERENCE CHAMPIONSHIPS

1/14 – at Denver 37, Cleveland 21
1/14 – at San Francisco 30, L.A. Rams 3

SUPER BOWL XXIV (NEW ORLEANS)

1/28 – San Francisco 55, Denver 10

1988 FINAL STATISTICS (8-8)

Head Coach: Dan Reeves **AFC West**: 2nd **Home Stadium**: Mile High Stadium

Date	W-L	Score	Opponent	Attendance
Sept 4	L	14-21	Seattle	75,986
Sept 11	W	34-3	San Diego	75,359
Sept 18	L	13-20	at Kansas City	63,268
Sept 26	L	27-30	L.A. Raiders (OT)	75,964
Oct 2	W	12-0	at San Diego	55,763
Oct 9	W	16-13	at San Francisco (OT)	61,711
Oct 16	W	30-14	Atlanta	75,287
Oct 23	L	21-39	at Pittsburgh	49,811
Oct 31	L	23-55	at Indianapolis	60,544
Nov 6	W	17-11	Kansas City	74,227
Nov 13	W	30-7	Cleveland	75,806
Nov 20	L	0-42	at New Orleans	68,075
Nov 27	W	35-24	L.A. Rams	74,141
Dec 4	L	20-21	at L.A. Raiders	65,561
Dec 11	L	14-42	at Seattle	62,838
Dec 17	W	21-10	New England	70,910

TEAM STATISTICS	Den	Opp
TOTAL FIRST DOWNS	338	316
Rushing	106	140
Passing	196	161
Penalty	36	15
3RD DOWN: MADE/ATT	85/210	81/214
3rd Down Pct.	40.5	37.9
4TH DOWN: MADE/ATT	4/13	9/18
4th Down Pct.	30.8	50.0
TOTAL NET YARDS	5506	5471
Avg. Per Game	344.1	341.9
Total Plays	1077	1055
Avg. Per Play	5.1	5.2
NET YARDS RUSHING	1815	2538
Avg. Per Game	113.4	158.6
Total Rushes	464	552
Avg. Per Rush	3.9	4.6
NET YARDS PASSING	3691	2933
Avg. Per Game	230.7	183.3
Sacked/Yards Lost	32/250	36/235
Gross Yards	3941	3168
Att./Completions	581/324	467/262
Completion Pct.	55.8	56.1
Had Intercepted	22	16
Avg. Per Pass Play	6.0	5.8
PUNTS/AVERAGE	68/43.8	84/43.4
NET PUNTING AVG	37.9	36.3
TOTAL RETURN YARDAGE	1842	1673
Punt Returns/Average	53/8.5	33/11.0
Kickoff Returns/Average	58/20.7	52/19.9
Intercept. Ret./Average	16/12.5	22/15.6
PENALTIES/YARDS	84/717	116/956
FUMBLES/BALL LOST	34/12	23/13
TOUCHDOWNS	37	41
Rushing	13	21
Passing	24	18
Returns	0	2
Extra Points Made/Attempts	36/37	41/41
Field Goals Made/Attempts	23/26	21/27
TOTAL POINTS	327	352

SCORE BY PERIODS	1	2	3	4	OT	Total
BRONCOS	43	127	64	90	3	327
OPPONENTS	85	112	96	56	3	352

SCORING	TD	Ru	Pa	Rt	PAT	FG	S	PTS
Karlis	0	0	0	0	36/37	23/36	0	105
Sewell	6	1	5	0	0/0	0/0	0	36
Jackson	6	0	6	0	0/0	0/0	0	36
Dorsett	5	5	0	0	0/0	0/0	0	30
Winder	5	4	1	0	0/0	0/0	0	30
V. Johnson	5	0	5	0	0/0	0/0	0	30
Kay	4	0	4	0	0/0	0/0	0	24
Willhite	2	2	0	0	0/0	0/0	0	12
Mobley	2	0	2	0	0/0	0/0	0	12
Elway	1	1	0	0	0/0	0/0	0	6
Nattiel	1	0	1	0	0/0	0/0	0	6
BRONCOS	**37**	**13**	**24**	**0**	**36/37**	**23/36**	**0**	**327**
OPPONENTS	**41**	**21**	**18**	**2**	**41/41**	**21/27**	**1**	**352**

PASSING	Att.	Comp.	Yds.	Comp.%	Yd./Att.	TD	TD%	Int	Int%	LG	Sack/Lost	Rtg.
Elway	496	274	3309	55.2	6.67	17	3.4	19	3.8	86	30/237	71.3
Kubiak	69	43	497	62.3	7.20	5	7.2	3	4.3	68t	2/13	90.1
Karcher	12	6	128	50.0	10.67	1	8.3	0	0.0	74t	0/0	115.8
Dorsett	2	1	7	50.0	3.50	1	50.0	0	0.0	7t	0/0	97.8
Sewell	1	0	0	0.0	0.00	0	0.0	0	0.0	0	0/0	39.5
Nattiel	1	0	0	0.0	0.00	0	0.0	0	0.0	0	0/0	39.5
BRONCOS	**581**	**324**	**3941**	**55.8**	**6.78**	**24**	**4.1**	**22**	**3.8**	**86**	**32/250**	**74.6**
OPPONENTS	**467**	**262**	**3168**	**56.1**	**6.78**	**18**	**3.9**	**16**	**3.4**	**55**	**36/235**	**75.8**

RUSHING	No.	Yds.	Avg.	Long	TD
Dorsett	181	703	3.9	26	5
Winder	149	543	3.6	35	4
Elway	54	234	4.3	26	1
Sewell	32	135	4.2	26	1
Kubiak	17	65	3.8	13	0
Nattiel	5	51	10.2	29	0
Willhite	13	39	3.0	7	2
Bell	9	36	4.0	6	0
Jackson	1	5	5.0	5	0
J. Johnson	1	3	3.0	3	0
V. Johnson	1	1	1.0	1	0
Thomas	1	0	0.0	0	0
BRONCOS	**464**	**1815**	**3.9**	**35**	**13**
OPPONENTS	**552**	**2538**	**4.6**	**64**	**21**

RECEIVING	No.	Yds.	Avg.	Long	TD
V. Johnson	68	896	13.2	86	5
Jackson	46	852	18.5	63	6
Nattiel	46	574	12.5	74t	1
Sewell	38	507	13.3	68t	5
Kay	34	352	10.4	27	4
Willhite	32	238	7.4	15	0
Mobley	21	218	10.4	28	2
Winder	17	103	6.1	14	1
Dorsett	16	122	7.6	16	0
Massie	3	39	13.0	21	0
Graddy	1	30	30.0	30	0
J. Johnson	1	6	6.0	6	0
Kelly	1	4	4.0	4	0
BRONCOS	**324**	**3941**	**12.2**	**86**	**24**
OPPONENTS	**262**	**3168**	**12.1**	**55**	**18**

INTERCEPTIONS	No.	Yds.	Avg.	Long	TD
Harden	4	36	9.0	34	0
Castille	3	51	17.0	33	0
Robbins	2	66	33.0	39	0
Braxton	2	6	3.0	6	0
Dennison	1	29	29.0	29	0
Wilson	1	7	7.0	7	0
Fletcher	1	4	4.0	4	0
Bowyer	1	1	1.0	1	0
Haynes	1	0	0.0	0	0
BRONCOS	**16**	**200**	**12.5**	**39**	**0**
OPPONENTS	**22**	**344**	**15.6**	**86**	**1**

PUNTING	No.	Yds.	Avg.	TB	In20	Long	B
Horan	65	2861	44.0	2	19	70	—
Elway	3	117	39.0	0	2	40	—
BRONCOS	**68**	**2978**	**43.8**	**2**	**21**	**70**	**0**
OPPONENTS	**84**	**3643**	**43.4**	**7**	**20**	**68**	**1**

PUNT RETURNS	No.	FC	Yds.	Avg.	Long	TD
Nattiel	22	0	218	9.9	24	0
Clark	13	0	115	8.8	16	0
Willhite	13	2	90	6.9	12	0
Harden	2	2	14	7.0	14	0
Massey	1	0	5	5.0	5	0
J. Johnson	1	0	5	5.0	5	0
Bell	1	0	4	4.0	4	0
V. Johnson	0	1	0	0.0	0	0
BRONCOS	**53**	**5**	**451**	**8.5**	**24**	**0**
OPPONENTS	**33**	**4**	**364**	**11.0**	**66**	**1**

KICKOFF RETURNS	No.	Yds.	Avg.	Long	TD
Bell	36	762	21.2	38	0
J. Johnson	14	292	20.9	34	0
Nattiel	6	124	20.7	25	0
Winder	1	11	11.0	11	0
Harden	1	9	9.0	9	0
BRONCOS	**58**	**1198**	**20.7**	**38**	**0**
OPPONENTS	**52**	**1,035**	**19.9**	**40**	**0**

FIELD GOAL BREAKDOWN

Distance	1-19	20-29	30-39	40-49	50+	Total
Karlis	1/1	9/10	6/13	5/8	2/4	23/36
OPPONENTS	**0/0**	**9/10**	**9/12**	**2/4**	**1/1**	**21/27**

KARLIS: () (51G,38G) (23G,42G) (39G,25G) (30G, 43G,37N,30G,32G,28G,21N) (27G,27G,34N, 22G) (35N,47G,41G,50G) (47N) (27G) (42G) (18G,22G,32G,42N,36N) (35N,50N) (46N) (29G, 36G) (52N,37N) ()

SACKS: Fletcher 9, Townsend 5.5, Jones 5, Ryan 3.5, Kragen 2.5, Robbins 2, Wilson 2, Mecklenburg 1, D. Smith 1, Gilbert 1, Haynes 1, Bowyer 1, Braxton 1, Dennison 0.5, **TOTAL 36.0**

1988 DEFENSIVE STATS

(based on coaches' film review)

	TT	UT	A	S-YDS	I-YDS	PD	FF	FR
1 Kragen	140	101	39	2.5-21	0-0	4	0	1
2 Dennison	133	86	47	0.5-1	1-29	2	1	2
3 Harden	132	93	39	0-0	4-36	10	0	0
4 Ryan	130	87	43	3.5-13	0-0	1	1	2
5 Fletcher	115	79	36	9-43	1-4	6	1	1
6 Townsend	113	64	49	5-35	0-0	2	0	1
7 Smith	106	83	23	1-7	0-0	3	2	3
8 Mecklenburg	102	78	24	1.5-8	0-0	1	0	0
9 Haynes	84	71	13	1-6	1-0	8	1	0
10 Bowyer	82	50	32	1-4	1-1	2	3	0
11 Robbins	76	67	9	2-19	2-66	6	0	1
12 Jones	67	35	32	5-37	0-0	1	1	0
13 Castille	61	57	4	0-0	3-51	9	0	0
14 Brooks	49	39	10	0-0	0-0	1	0	1
15 Gilbert	42	30	12	1-11	0-0	2	0	0
16 Braxton	39	28	11	1-7	2-6	5	0	0
17 Wilson	37	29	8	2-12	1-7	4	0	2
18 Klostermann	27	17	10	0-0	0-0	1	0	0
19 Knight	15	11	4	0-0	0-0	0	0	0
20 Guidry	5	3	2	0-0	0-0	1	0	0
21 Plummer	3	3	0	0-0	0-0	0	0	0
22 Lucas	1	1	0	0-0	0-0	0	0	0
23 S. Bryan	0	0	0	0-0	0-0	0	0	1
TOTALS	**1,559**	**1,112**	**447**	**36-224**	**16-200**	**69**	**10**	**15**

1988 GAMES STARTED

OFFENSE			DEFENSE		
QB	Elway, John	15	DE	Bowyer, Walt	10
QB	Kubiak, Gary	1	DE	Gilbert, Freddie	6
RB	Dorsett, Tony	12	DE	Townsend, Andre	16
RB	Sewell, Steve	3	NT	Kragen, Greg	16
RB	Willhite, Gerald	1	LB	Brooks, Michael	4
RB	Winder, Sammy	12	LB	Dennison, Rick	16
WR	Jackson, Mark	4	LB	Fletcher, Simon	16
WR	Johnson, Vance	13	LB	Klosterman, Bruce	4
WR	Nattiel, Ricky	11	LB	Mecklenburg, Karl	10
TE	Kay, Clarence	14	LB	Ryan, Jim	14
TE	Mobley, Orson	10	CB	Castille, Jeremiah	15
C	Bryan, Billy	16	CB	Haynes, Mark	15
T	Juriga, Jim	15	CB	Wilson, Steve	2
T	Lanier, Ken	16	S	Harden, Mike	16
T	Studdard, Dave	4	S	Robbins, Randy	6
G	Bishop, Keith	10	S	Smith, Dennis	10
G	Humphries, Stephan	1			
G	Kartz, Keith	12			
G	Perry, Gerald	6			

1988 COACHES

Dan Reeves (Head Coach), **Marvin Bass** (Special Assistant), **Rubin Carter** (Asst. Defensive Line), **Joe Collier** (Asst. Head Coach/Defense), **Mo Forte** (Running Backs), **Chan Gailey** (Quarterbacks), **George Henshaw** (Offensive Line), **Stan Jones** (Defensive Line), **Larry Kennan** (Wide Receivers), **Pete Mangurian** (Tight Ends/Asst. Offensive Line), **Al Miller** (Strength/Conditioning), **Myrel Moore** (Linebackers), **Mike Nolan** (Spec. Team/Asst. LBs), **Charlie Waters** (Spec. Teams/Asst. Defensive Backs), **Charlie West** (Defensive Backs).

1988 LEADERS / RANKINGS

INDIVIDUAL	PLAYER ..... NO.	AFC RANK	NFL RANK	NFL LEADER ..... NO.
Points	Karlis 105	6t	10t	Norwood (BUF) 129
Rushing Yards	Dorsett 703	13	22	Dickerson (IND) 1,659
Passing Yards	Elway 3,309	4	8	Marino (MIA) 4,434
Passer Rating	Elway 71.4	9	18	Esiason (CIN) 97.4
Receiving Yards	V. Johnson 896	9	15t	Ellard (LAR) 1,414
Receptions	V. Johnson 68	6	15t	Toon (NYJ) 93
Interceptions	Harden 4	11t	23t	Case (ATL) 10
Sacks	Fletcher 9	6t	17t	White (PHI) 18

OFFENSE ..... NO.		AFC RANK	NFL RANK	NFL LEADER ..... NO.
Points Per Game	20.4	8	15	Cincinnati 28.0
Total Yards Per Game	344.1	3	8	Cincinnati 378.6
Yards Per Play	5.1	5t	11t	Cincinnati 6.2
Rushing Yards Per Game	113.4	11	19	Cincinnati 169.4
Net Passing Yards Per Game	230.7	2	6	Miami 284.8

DEFENSE ..... NO.		AFC RANK	NFL RANK	NFL LEADER ..... NO.
Points Per Game	22.0	9	20	Chicago 13.4
Total Yards Per Game	341.9	10	22	Chicago 272.5
Yards Per Play	5.2	9t	18t	Minnesota 4.3
Rushing Yards Per Game	158.6	13	27	Chicago 82.9
Net Passing Yards Per Game	183.3	5	7	Kansas City 161.9

1988 KEY AWARDS

Pro Bowl (1): P Mike Horan. **AP All-Pro (1):** P Mike Horan (first team).

1988 NFL STANDINGS

AFC EAST

Team	W	L	T	Pct	PF	PA
y-Buffalo	12	4	0	.750	329	237
Indianapolis	9	7	0	.563	354	315
New England	9	7	0	.563	250	284
New York Jets	8	7	1	.531	372	354
Miami	6	10	0	.375	319	380

AFC CENTRAL

Team	W	L	T	Pct	PF	PA
*y-Cincinnati	12	4	0	.750	448	329
x-Cleveland	10	6	0	.625	304	288
x-Houston	10	6	0	.625	424	365
Pittsburgh	5	11	0	.313	336	421

AFC WEST

Team	W	L	T	Pct	PF	PA
y-Seattle	9	7	0	.563	339	329
Denver	**8**	**8**	**0**	**.500**	**327**	**352**
L.A. Raiders	7	9	0	.438	325	369
San Diego	6	10	0	.375	231	332
Kansas City	4	11	1	.281	254	320

NFC EAST

Team	W	L	T	Pct	PF	PA
y-Philadelphia	10	6	0	.625	379	319
New York Giants	10	6	0	.625	359	304
Washington	7	9	0	.438	345	387
Phoenix	7	9	0	.438	344	398
Dallas	3	13	0	.188	265	381

NFC CENTRAL

Team	W	L	T	Pct	PF	PA
*y-Chicago	12	4	0	.750	312	215
x-Minnesota	11	5	0	.688	406	233
Tampa Bay	5	11	0	.313	261	350
Detroit	4	12	0	.250	220	313
Green Bay	4	12	0	.250	240	315

NFC WEST

Team	W	L	T	Pct	PF	PA
y-San Francisco	10	6	0	.625	369	294
x-L.A. Rams	10	6	0	.625	407	293
New Orleans	10	6	0	.625	312	283
Atlanta	5	11	0	.313	244	315

*x – Wild Card Qualifier; y – Division Title; * – Home-field Advantage*

WILD CARD PLAYOFF GAMES

12/26 – Houston 24, at Cleveland 23
12/26 – at Minnesota 28, L.A. Rams 17

DIVISIONAL PLAYOFF GAMES

12/31 – at Cincinnati 21, Seattle 13
12/31 – at Chicago 20, Philadelphia 12
1/1 – at Buffalo 17, Houston 10
1/1 – at San Francisco 34, Minnesota 9

CONFERENCE CHAMPIONSHIPS

1/8 – at Cincinnati 21, Buffalo 10
1/8 – San Francisco 28, at Chicago 3

SUPER BOWL XXIII (MIAMI)

1/22 – San Francisco 20, Cincinnati 16

1987 FINAL STATISTICS (10-4-1)

Head Coach: Dan Reeves **AFC West**: 1st **Home Stadium**: Mile High Stadium

Date	W-L	Score	Opponent	Attendance
Sept 13	W	40-17	Seattle	75,999
Sept 20	T	17-17	at Green Bay (OT)	67,500
Sept 28		Canceled	at Cleveland	(Strike)
Oct 4	L	10-40	*Houston	38,494
Oct 12	W	30-14	*L.A. Raiders	61,230
Oct 18	W	26-17	*at Kansas City	20,296
Oct 26	L	27-34	at Minnesota	51,011
Nov 1	W	34-0	Detroit	75,172
Nov 8	L	14-21	at Buffalo	63,698
Nov 16	W	31-29	Chicago	75,783
Nov 22	W	23-17	at L.A. Raiders	61,318
Nov 29	W	31-17	at San Diego	61,880
Dec 6	W	31-20	New England	75,795
Dec 13	L	21-28	at Seattle	61,759
Dec 19	W	20-17	Kansas City	75,053
Dec 27	W	24-0	San Diego	37,500

*Replacement Games

TEAM STATISTICS	Den	Opp
TOTAL FIRST DOWNS	331	277
Rushing	132	103
Passing	173	148
Penalty	26	26
3RD DOWN: MADE/ATT	106/224	64/183
3rd Down Pct.	47.3	35.0
4TH DOWN: MADE/ATT	6/13	5/12
4th Down Pct.	46.2	41.7
TOTAL NET YARDS	5624	4813
Avg. Per Game	374.9	320.9
Total Plays	1070	941
Avg. Per Play	5.3	5.1
NET YARDS RUSHING	1970	2017
Avg. Per Game	131.3	134.5
Total Rushes	510	454
Avg. Per Rush	3.9	4.4
NET YARDS PASSING	3654	2796
Avg. Per Game	243.6	186.4
Sacked/Yards Lost	30/220	31/244
Gross Yards	3874	3040
Att./Completions	530/285	456/261
Completion Pct.	53.8	57.2
Had Intercepted	19	28
Avg. Per Pass Play	6.9	6.1
PUNTS/AVERAGE	65/39.9	75/42.1
NET PUNTING AVG	31.6	33.5
TOTAL RETURN YARDAGE	1841	1954
Punt Returns/Average	48/10.1	34/12.5
Kickoff Returns/Average	46/20.7	61/19.1
Intercept. Ret./Average	28/14.4	19/19.1
PENALTIES/YARDS	95/812	96/785
FUMBLES/BALL LOST	29/17	35/19
TOUCHDOWNS	45	36
Rushing	18	16
Passing	24	15
Returns	3	4
Extra Points Made/Attempts	44/45	32/35
Field Goals Made/Attempts	21/29	14/21
TOTAL POINTS	379	288

SCORE BY PERIODS	1	2	3	4	OT	Total
BRONCOS	92	110	79	98	0	379
OPPONENTS	70	110	64	44	0	288

SCORING	TD	Ru	Pa	Rt	PAT	FG	S	PTS
Karlis	0	0	0	0	37/37	18/25	0	91
V. Johnson	7	0	7	0	0/0	0/0	0	42
Winder	7	6	1	0	0/0	0/0	0	42
Elway	4	4	0	0	0/0	0/0	0	24
Lang	4	2	2	0	0/0	0/0	0	24
Massie	4	0	4	0	0/0	0/0	0	24
Sewell	3	2	1	0	0/0	0/0	0	18
Clendenen	0	0	0	0	7/7	3/4	0	16
Dudek	2	2	0	0	0/0	0/0	0	12
M. Jackson	2	0	2	0	0/0	0/0	0	12
Micho	2	0	2	0	0/0	0/0	0	12
Nattiel	2	0	2	0	0/0	0/0	0	12
Boddie	1	1	0	0	0/0	0/0	0	6
Clark	1	0	0	1	0/0	0/0	0	6
Haynes	1	0	0	1	0/0	0/0	0	6
Hunley	1	0	0	1	0/0	0/0	0	6
Mobley	1	0	1	0	0/0	0/0	0	6
Poole	1	1	0	0	0/0	0/0	0	6
Swanson	1	0	1	0	0/0	0/0	0	6
Watson	1	0	1	0	0/0	0/0	0	6
Ryan	0	0	0	0	0/0	0/0	1	2
BRONCOS	**45**	**18**	**24**	**3**	**44/45**	**21/29**	**1**	**379**
OPPONENTS	**35**	**16**	**15**	**4**	**32/35**	**14/21**	**2**	**288**

SACKS: Jones 7, Mecklenburg 7, Fletcher 4, Kragen 2, Lucas 2, Ryan 1.5, Tupper 1.5, Brooks 1, Hunley 1, Robbins 1, Townsend 1, Wilson 1, Bowyer 0.5, Woodard 0.5, **TOTAL 31.0**

PASSING	Att.	Comp.	Yds.	Comp.%	Yd./Att.	TD	TD%	Int	Int%	LG	Sack/Lost	Rtg.
Elway	410	224	3198	54.6	7.80	19	4.6	12	2.9	72t	20/138	83.4
Karcher	102	56	628	54.9	6.16	5	4.9	4	3.9	49	5/45	73.5
Kubiak	7	3	25	42.9	3.57	0	0.0	2	28.6	17	2/14	13.1
May	5	0	0	0.0	0.00	0	0.0	1	20.0	0	1/7	0.0
McGuire	3	2	23	66.7	7.67	0	0.0	0	0.0	13	0/0	89.6
V. Johnson	1	0	0	0.0	0.00	0	0.0	0	0.0	0	0/0	39.6
Lang	1	0	0	0.0	0.00	0	0.0	0	0.0	0	1/7	39.6
Willhite	1	0	0	0.0	0.00	0	0.0	0	0.0	0	0/0	39.6
Sewell	0	0	0	—	—	0	—	0	—	0	1/9	0.0
BRONCOS	**530**	**285**	**3874**	**53.8**	**7.31**	**24**	**4.5**	**19**	**3.6**	**72t**	**30/220**	**77.5**
OPPONENTS	**456**	**261**	**3040**	**57.2**	**6.67**	**15**	**3.3**	**28**	**6.1**	**51t**	**31/224**	**62.9**

RUSHING	No.	Yds.	Avg.	Long	TD
Winder	196	741	3.8	19	6
Elway	66	304	4.6	29	4
Lang	89	303	3.4	28	2
Dudek	35	154	4.4	16	2
Willhite	26	141	5.4	29	0
Poole	28	126	4.5	15	1
Sewell	19	83	4.4	17	2
Caldwell	16	53	3.3	7	0
Bell	13	43	3.3	11	0
Nattiel	2	13	6.5	10	0
Micho	4	8	2.0	5	0
Boddie	3	7	2.3	4	1
Karcher	9	3	0.3	8	0
Kubiak	1	3	3.0	3	0
May	2	-4	-2.0	-2	0
V. Johnson	1	-8	-8.0	-8	0
BRONCOS	**510**	**1970**	**3.9**	**29**	**18**
OPPONENTS	**454**	**2017**	**4.4**	**72**	**16**

RECEIVING	No.	Yds.	Avg.	Long	TD
V. Johnson	42	684	16.3	59t	7
Nattiel	31	630	20.3	54	2
Kay	31	440	14.2	30	0
M. Jackson	26	436	16.8	52	2
Micho	25	242	9.7	26t	2
Lang	17	130	7.6	29	2
Mobley	16	228	14.3	28	1
Winder	14	74	5.3	13	1
Massie	13	244	18.8	39t	4
Sewell	13	209	16.1	72t	1
Watson	11	167	15.2	49	1
Boddie	9	85	9.4	26	0
Willhite	9	25	2.8	6	0
Dudek	7	41	5.9	19	0
Swanson	6	87	14.5	35t	1
Andrews	4	53	13.3	20	0
Brown	4	40	10.0	18	0
Caldwell	4	34	8.5	14	0
Poole	1	9	9.0	9	0
Bell	1	8	8.0	8	0
Payne	1	8	8.0	8	0
BRONCOS	**285**	**3874**	**13.6**	**72t**	**24**
OPPONENTS	**261**	**3040**	**11.6**	**51t**	**15**

INTERCEPTIONS	No.	Yds.	Avg.	Long	TD
Harden	4	85	21.3	32	0
Clark	3	105	35.0	50	0
Haynes	3	39	13.0	25	1
Lilly	3	29	9.7	24	0
Mecklenburg	3	23	7.7	16	0
Robbins	3	9	3.0	9	0
Ryan	3	7	2.3	5	0
Hunley	2	64	32.0	52t	1
D. Smith	2	21	10.5	15	0
Lucas	1	11	11.0	11	0
Dennison	1	10	10.0	10	0
BRONCOS	**28**	**403**	**14.4**	**52t**	**2**
OPPONENTS	**19**	**362**	**19.1**	**103t**	**2**

PUNTING	No.	Yds.	Avg.	TB	In20	Long	B
Giacommaro	18	757	42.1	1	4	50	0
Horan	44	1807	41.1	5	11	61	2
Elway	1	31	31.0	0	1	31	0
BRONCOS	**65**	**2595**	**39.9**	**6**	**16**	**61**	**2**
OPPONENTS	**75**	**3158**	**42.1**	**8**	**15**	**62**	**0**

PUNT RETURNS	No.	FC	Yds.	Avg.	Long	TD
Clark	18	1	233	12.9	71t	1
Nattiel	12	1	73	6.1	14	0
Swanson	9	1	132	14.8	33	0
Willhite	4	1	22	5.5	9	0
Harden	2	0	11	5.5	7	0
Lilly	2	0	6	3.0	4	0
V. Johnson	1	0	9	9.0	9	0
BRONCOS	**48**	**4**	**486**	**10.1**	**71t**	**1**
OPPONENTS	**34**	**7**	**424**	**12.5**	**85t**	**2**

KICKOFF RETURNS	No.	Yds.	Avg.	Long	TD
Bell	15	323	21.5	42	0
Swanson	9	234	26.0	50	0
V. Johnson	7	140	20.0	34	0
Lang	4	78	19.5	25	0
Nattiel	4	48	19.5	25	0
Brown	3	57	19.0	28	0
Clark	2	33	16.5	25	0
Ryan	2	9	4.5	9	0
BRONCOS	**46**	**952**	**20.7**	**50**	**0**
OPPONENTS	**61**	**1168**	**19.1**	**50**	**0**

FIELD GOAL BREAKDOWN

Distance	1-19	20-29	30-39	40-49	50+	Total
Karlis	0/0	9/9	4/6	4/7	1/3	18/25
Clendenen	0/0	1/1	2/2	0/1	0/0	3/4
BRONCOS	**0/0**	**10/10**	**6/8**	**4/8**	**1/3**	**21/29**
OPPONENTS	**0/0**	**4/5**	**7/8**	**3/8**	**0/0**	**14/221**

1987 DEFENSIVE STATS

(based on coaches' film review)

	TT	UT	A	S-YDS	I-YDS	PD	FF	FR
1 Ryan	125	96	29	1.5-7	3-7	2	0	1
2 Hunley	104	67	37	1-3	2-64	4	1	0
3 Mecklenburg	97	81	16	7-47	3-23	4	2	1
4 Lilly	95	64	31	0-0	3-29	3	1	2
5 R. Jones	88	45	43	7-59	0-0	2	0	0
6 Harden	87	63	24	0-0	4-85	8	1	0
7 Kragen	78	48	30	2-3	0-0	1	0	0
8 Fletcher	70	49	21	4-30	0-0	0	0	1
9 Bowyer	61	41	20	0.5-1	0-0	2	0	0
10 Townsend	57	42	15	1-9	0-0	0	0	0
11 Robbins	51	45	6	1-14	3-9	5	0	0
12 Winn	40	28	12	0-0	0-0	1	1	1
13 Castille	38	35	3	0-0	0-0	1	0	0
14 Wilson	36	32	4	1-8	0-0	1	0	0
15 D. Smith	35	25	10	0-0	2-21	2	0	2
16 Dennison	30	22	8	0-0	1-10	3	1	0
17 Clark	28	15	13	0-0	3-105	3	0	0
18 Joiner	26	15	11	0-0	0-0	1	0	0
19 Tupper	22	18	4	1.5-0	0-0	0	0	0
20 E. Johnson	21	14	7	0-0	0-0	1	0	0
21 S. Bryan	20	14	6	0-0	0-0	0	0	0
R. Jackson	20	14	6	0-0	0-0	1	0	0
23 Lucas	15	11	4	2-18	1-11	1	0	1
24 Gilbert	14	6	8	0-0	0-0	1	1	1
25 Fitzhugh	12	11	1	0-0	0-0	1	0	0
26 Dodge	11	9	2	0-0	0-0	0	0	0
27 Woodard	10	6	4	0.5-10	0-0	0	0	0
28 Brooks	8	5	3	1-16	0-0	0	0	1
29 Rudolph	6	5	1	0-0	0-0	0	0	0
L. Jones	6	4	2	0-0	0-0	0	0	0
31 Knox	5	4	1	0-0	0-0	0	0	0
McLean	5	2	3	0-0	0-0	0	0	0
33 Lobenstein	3	3	0	0-0	0-0	0	0	0
34 Russell	2	2	0	0-0	0-0	0	0	0
M. Smith	2	1	1	0-0	0-0	0	0	0
36 D. Jones	1	1	0	0-0	0-0	0	0	0
MacDonald	1	0	1	0-0	0-0	0	0	0
38 Haynes	0	0	0	0-0	3-39	3	0	0
Munford	0	0	0	0-0	0-0	0	1	2
Plummer	0	0	0	0-0	0-0	0	1	0
TOTALS	**1,330**	**943**	**387**	**31-225**	**28-403**	**51**	**10**	**13**

1987 GAMES STARTED

OFFENSE

QB	Elway, John	12
QB	Karcher, Ken	3
RB	Caldwell, Scott	1
RB	Dudek, Joe	2
RB	Lang, Gene	8
RB	Willhite, Gerald	3
RB	Winder, Sammy	8
FB	Bell, Ken	1
FB	Micho, Bobby	3
WR	Brown, Laron	1
WR	Jackson, Mark	11
WR	Johnson, Vance	9
WR	Massie, Rick	3
WR	Nattiel, Ricky	3
WR	Swanson, Shane	2
WR	Watson, Steve	1
TE	Andrews, Mitch	3
TE	Kay, Clarence	12
TE	Mobley, Orson	4
C	Bryan, Billy	4
C	Lee, Larry	4
C	Peavey, Jack	1
T	Belcher, Kevin	1
T	Kartz, Keith	3
T	Lanier, Ken	12
T	Studdard, Dave	14
G	Ayers, John	5
G	Bishop, Keith	12
G	Hood, Winford	2
G	Humphries, Stefan	7
G	Jones, David	1
G/C	Freeman, Mike	9

DEFENSE

DE	Bowyer, Walt	4
DE	Bryan, Steve	3
DE	Gilbert, Freddie	3
DE	Jones, Rulon	12
DE	Woodard, Ray	1
NT	Townsend, Andre	11
NT	Tupper, Jeff	3
NT/LB	Kragen, Greg	9
LB	Dodge, Kirk	1
LB	Fletcher, Simon	11
LB	Hunley, Ricky	12
LB	Joiner, Tim	3
LB	Lucas, Tim	3
LB	Mecklenburg, Karl	12
LB	Ryan, Jim	14
LB	Winn, Bryant	3
CB	Clark, Kevin	3
CB	Harden, Mike	12
CB	Haynes, Mark	12
CB	Johnson, Earl	3
CB	Rudolph, Martin	1
CB	Wilson, Steve	5
S	Fitzhugh, Steve	1
S	Jackson, Roger	2
S	Jones, Daryll	1
S	Jones, Leonard	1
S	Lilly, Tony	9
S	Robbins, Randy	4
S	Smith, Dennis	6

1987 COACHES

Dan Reeves (Head Coach), **Marvin Bass** (Special Assistant), **Rubin Carter** (Asst. Defensive Line), **Joe Collier** (Asst. Head Coach/Defense), **Chan Gailey** (Wide Receivers/Tight Ends), **Alex Gibbs** (Offensive Line), **Stan Jones** (Defensive Line), **Al Miller** (Strength/Conditioning), **Myrel Moore** (Linebackers), **Nick Nicolau** (Running Backs), **Mike Nolan** (Special Teams), **Mike Shanahan** (Off. Coordinator/QBs), **Charlie West** (Def. Backs).

1987 LEADERS / RANKINGS

INDIVIDUAL	PLAYER ..... NO.	AFC RANK	NFL RANK	NFL LEADER ..... NO.
Points	Karlis 91	4	6	Andersen (NO) 121
Rushing Yards	Winder 741	5	11	White (LAR) 1,374
Passing Yards	Elway 3,198	3	4	Lomax (STL) 3,387
Passer Rating	Elway 83.4	7	12	Montana (SF) 102.1
Receiving Yards	V. Johnson 684	13	25	Smith (STL) 1,117
Receptions	V. Johnson 42	23t	38t	Smith (STL) 91
Interceptions	Harden 4	6t	15t	Wilburn (WAS) 9
Sacks	R. Jones 7	10t	25t	White (PHI) 21

OFFENSE ..... NO.	AFC RANK	NFL RANK	NFL LEADER ..... NO.
Points Per Game 25.3	2	4t	San Francisco 30.6
Total Yards Per Game 374.9	1	2	San Francisco 399.1
Yards Per Play 5.3	2t	4t	San Francisco 5.7
Rushing Yards Per Game 131.3	6	12	San Francisco 139.8
Net Passing Yards Per Game 243.6	2	3	Miami 258.4

DEFENSE ..... NO.	AFC RANK	NFL RANK	NFL LEADER ..... NO.
Points Per Game 19.2	3	7	Indianapolis 15.9
Total Yards Per Game 320.9	5	9	San Francisco 273.0
Yards Per Play 5.1	9t	19t	Chicago 4.3
Rushing Yards Per Game 134.5	9	20	Chicago 94.2
Net Passing Yards Per Game 186.4	4	5	San Francisco 165.6

1987 KEY AWARDS

Pro Bowl (3): G Keith Bishop, QB John Elway, LB Karl Mecklenburg. **AP All-Pro (2):** QB John Elway (second team), LB Karl Mecklenburg (second team). **AP NFL MVP:** QB John Elway.

1987 NFL STANDINGS

AFC EAST

Team	W	L	T	Pct	PF	PA
y-Indianapolis	9	6	0	.600	300	238
New England	8	7	0	.533	320	293
Miami	8	7	0	.533	362	335
Buffalo	7	8	0	.467	270	305
New York Jets	6	9	0	.400	334	360

AFC CENTRAL

Team	W	L	T	Pct	PF	PA
y-Cleveland	10	5	0	.667	390	239
x-Houston	9	6	0	.600	345	349
Pittsburgh	8	7	0	.533	285	299
Cincinnati	4	11	0	.267	285	370

AFC WEST

Team	W	L	T	Pct	PF	PA
***y-Denver**	**10**	**4**	**1**	**.700**	**379**	**288**
x-Seattle	9	6	0	.600	371	314
San Diego	8	7	0	.533	253	317
L.A. Raiders	5	10	0	.333	301	289
Kansas City	4	11	0	.267	273	388

NFC EAST

Team	W	L	T	Pct	PF	PA
y-Washington	11	4	0	.733	379	285
Dallas	7	8	0	.467	340	348
St. Louis	7	8	0	.467	362	368
Philadelphia	7	8	0	.467	337	380
New York Giants	6	9	0	.400	280	312

NFC CENTRAL

Team	W	L	T	Pct	PF	PA
y-Chicago	11	4	0	.733	356	282
x-Minnesota	8	7	0	.533	336	335
Green Bay	5	9	1	.367	255	300
Tampa Bay	4	11	0	.267	286	360
Detroit	4	11	0	.267	269	384

NFC WEST

Team	W	L	T	Pct	PF	PA
*y-San Francisco	13	2	0	.867	459	253
x-New Orleans	12	3	0	.800	422	283
L.A. Rams	6	9	0	.400	317	361
Atlanta	3	12	0	.200	205	436

*x – Playoffs; y – Division Title; * – Home-field Advantage*

WILD CARD PLAYOFF GAMES

1/3 – at Houston 23, Seattle 20 (OT)
1/3 – Minnesota 44, at New Orleans 10

DIVISIONAL PLAYOFF GAMES

1/9 – at Cleveland 38, Indianapolis 21
1/9 – Minnesota 36, at San Francisco 24
1/10 – at Denver 34, Houston 10
1/10 – Washington 21, at Chicago 17

CONFERENCE CHAMPIONSHIPS

1/17 – at Denver 38, Cleveland 33
1/17 – at Washington 17, Minnesota 10

SUPER BOWL XXII (SAN DIEGO)

1/31 – Washington 42, Denver 10

1986 FINAL STATISTICS (11-5)

Head Coach: Dan Reeves **AFC West**: 1st **Home Stadium**: Mile High Stadium

Date	W-L	Score	Opponent	Attendance
Sept 7	W	38-36	L.A. Raiders	75,695
Sept 15	W	21-10	at Pittsburgh	57,305
Sept 21	W	33-7	at Philadelphia	63,839
Sept 28	W	27-20	New England	75,804
Oct 5	W	29-14	Dallas	76,082
Oct 12	W	31-14	at San Diego	55,662
Oct 20	L	10-22	at New York Jets	73,759
Oct 26	W	20-13	Seattle	76,089
Nov 2	W	21-10	at L.A. Raiders	90,153
Nov 9	L	3-9	San Diego	75,012
Nov 16	W	38-17	Kansas City	75,745
Nov 23	L	16-19	at New York Giants	75,116
Nov 30	W	34-28	Cincinnati	58,705
Dec 7	L	10-37	at Kansas City	47,019
Dec 13	W	31-30	Washington	75,905
Dec 20	L	16-41	at Seattle	63,697

TEAM STATISTICS	Den	Opp
TOTAL FIRST DOWNS	319	291
Rushing	94	93
Passing	184	177
Penalty	41	21
3RD DOWN: MADE/ATT	92/222	75/222
3rd Down Pct.	41.4	33.8
4TH Down: Made/Att	2/5	7/15
4th Down Pct.	40.0	46.7
TOTAL NET YARDS	5216	4947
Avg. Per Game	326.0	309.2
Total Plays	1042	1026
Avg. Per Play	5.0	4.8
NET YARDS RUSHING	1678	1651
Avg. Per Game	104.9	103.2
Total Rushes	455	432
Avg. Per Rush	3.7	3.8
NET YARDS PASSING	3538	3296
Avg. Per Game	221.1	206.0
Sacked/Yards Lost	38/273	49/459
Gross Yards	3811	3755
Att./Completions	549/306	545/301
Completion Pct.	55.7	55.2
Had Intercepted	16	18
Avg. Per Pass Play	6.0	5.5
PUNTS/AVERAGE	86/39.3	86/42.9
NET PUNTING AVG	33.0	34.2
TOTAL RETURN YARDAGE	1964	2024
Punt Returns/Average	48/11.5	40/9.1
Kickoff Returns/Average	53/20.6	65/20.0
Intercept. Ret./Average	18/17.7	16/22.7
PENALTIES/YARDS	104/910	127/1034
FUMBLES/BALL LOST	24/13	32/17
TOUCHDOWNS	45	36
Rushing	17	13
Passing	22	21
Returns	6	2
Extra Points Made/Attempts	44/45	35/36
Field Goals Made/Attempts	20/28	24/32
TOTAL POINTS	378	327

SCORE BY PERIODS	1	2	3	4	OT	Total
BRONCOS	69	131	89	89	0	378
OPPONENTS	58	92	61	116	0	327

SCORING	TD	Ru	Pa	Rt	PAT	FG	S	PTS
Karlis	0	0	0	0	44/45	20/28	0	104
Winder	14	9	5	0	0/0	0/0	0	84
Willhite	9	5	3	1	0/0	0/0	0	54
Lang	3	1	2	0	0/0	0/0	0	18
Harden	3	0	0	3	0/0	0/0	0	18
Watson	3	0	3	0	0/0	0/0	0	18
Elway	2	1	1	0	0/0	0/0	0	12
Sewell	2	1	1	0	0/0	0/0	0	12
Johnson	2	0	2	0	0/0	0/0	0	12
Townsend	1	0	0	1	0/0	0/0	0	6
Studdard	1	0	1	0	0/0	0/0	0	6
M. Jackson	1	0	1	0	0/0	0/0	0	6
Wilson	1	0	1	0	0/0	0/0	0	6
Woodard	1	0	0	1	0/0	0/0	0	6
Kay	1	0	1	0	0/0	0/0	0	6
Mobley	1	0	1	0	0/0	0/0	0	6
Jones	0	0	0	0	0/0	0/0	1	2
TEAM	0	0	0	0	0/0	0/0	1	2
BRONCOS	**45**	**17**	**22**	**6**	**44/45**	**20/28**	**2**	**378**
OPPONENTS	**36**	**13**	**21**	**2**	**35/36**	**24/32**	**0**	**327**

RUSHING	No.	Yds.	Avg.	Long	TD
Winder	240	789	3.3	31	9
Willhite	85	365	4.3	42	5
Elway	52	257	4.9	24	1
Sewell	23	123	5.3	15	1
Lang	29	94	3.2	14	1
Kubiak	6	22	3.7	10	0
Bell	9	17	1.9	12	0
Johnson	5	15	3.0	6	0
M. Jackson	2	6	3.0	5	0
Boddie	1	2	2.0	2	0
Horan	1	0	0.0	0	0
Mobley	1	-1	-1.0	-1	0
Norman	1	-11	-11.0	-11	0
BRONCOS	**455**	**1678**	**3.7**	**42**	**17**
OPPONENTS	**432**	**1651**	**3.8**	**60t**	**13**

RECEIVING	No.	Yds.	Avg.	Long	TD
Willhite	64	529	8.3	34	3
Watson	45	699	15.5	46	3
M. Jackson	38	738	19.4	53	1
Johnson	31	363	11.7	34t	2
Winder	26	171	6.6	20t	5
Sewell	23	294	12.8	40	1
Mobley	22	332	15.1	32	1
Sampson	21	259	12.3	43	0
Kay	15	195	13.0	34	1
Lang	13	105	8.1	26	2
Hackett	3	48	16.0	19	0
Bell	2	10	5.0	7	0
Wilson	1	43	43.0	43t	1
Elway	1	23	23.0	23t	1
Studdard	1	2	2.0	2t	1
BRONCOS	**306**	**3811**	**12.5**	**53**	**22**
OPPONENTS	**301**	**3755**	**12.5**	**57t**	**21**

INTERCEPTIONS	No.	Yds.	Avg.	Long	TD
Harden	6	179	29.8	52	2
Wright	3	56	18.7	56	0
Lilly	3	22	7.3	15	0
Foley	2	39	19.5	24	0
Hunley	1	22	22.0	22	0
Dennison	1	5	5.0	5	0
Smith	1	0	0.0	0	0
Wilson	1	-5	-5.0	-5	0
BRONCOS	**18**	**318**	**17.7**	**56**	**2**
OPPONENTS	**16**	**363**	**22.7**	**78t**	**2**

PUNTING	No.	Yds.	Avg.	TB	In20	Long	B
Weil	34	1344	39.5	3	5	55	0
Norman	30	1168	38.9	4	2	57	1
Horan	21	864	41.1	2	8	50	0
BRONCOS	**86**	**3376**	**39.3**	**9**	**15**	**57**	**1**
OPPONENTS	**86**	**3689**	**42.9**	**10**	**17**	**59**	**0**

PUNT RETURNS	No.	FC	Yds.	Avg.	Long	TD
Willhite	42	8	468	11.1	70t	1
Johnson	3	0	36	12.0	19	0
M. Jackson	2	0	7	3.5	6	0
Harden	1	0	41	41.0	41t	1
BRONCOS	**48**	**8**	**552**	**11.5**	**70t**	**2**
OPPONENTS	**40**	**16**	**362**	**9.1**	**30**	**0**

KICKOFF RETURNS	No.	Yds.	Avg.	Long	TD
Bell	23	531	23.1	42	0
Lang	21	480	22.9	42	0
Willhite	3	35	11.7	23	0
Johnson	2	21	10.5	21	0
Hunley	2	11	5.5	6	0
M. Jackson	1	16	16.0	16	0
Ryan	1	0	0.0	0	0
BRONCOS	**53**	**1094**	**20.6**	**42**	**0**
OPPONENTS	**65**	**1299**	**20.0**	**51**	**0**

FIELD GOAL BREAKDOWN

Distance	1-19	20-29	30-39	40-49	50+	Total
Karlis	0/0	3/4	8/8	8/14	1/2	20/28
OPPONENTS	**0/0**	**4/5**	**9/10**	**10/14**	**1/3**	**21/17**

SACKS: Jones 13.5, Mecklenburg 9.5, Fletcher 5.5, Gilbert 4, Robbins 4, Woodard 3, Townsend 2.5, D. Smith 1, Ryan 1, Dennison 1, Comeaux 1, Lilly 1, T. Jackson 0.5, Hunley 0.5, Team 1, **TOTAL 49.0**

PASSING	Att.	Comp.	Yds.	Comp.%	Yd./Att.	TD	TD%	Int	Int%	LG	Sack/Lost	Rtg.
Elway	504	280	3485	55.6	6.91	19	3.8	13	2.6	53	32/233	79.0
Kubiak	38	23	249	60.5	6.55	1	2.6	3	7.9	26	3/23	55.7
Willhite	4	1	11	25.0	2.75	0	0.0	0	0.0	11	0/0	39.6
Norman	1	1	43	100.0	43.00	1	100.0	0	0.0	43t	0/0	158.3
Sewell	1	1	23	100.0	23.00	1	100.0	0	0.0	23t	3/17	158.3
Johnson	1	0	0	0.0	0.00	0	0.0	0	0.0	0	0/0	39.5
BRONCOS	**549**	**306**	**3811**	**55.7**	**6.94**	**22**	**4.0**	**16**	**2.9**	**53**	**38/273**	**78.7**
OPPONENTS	**545**	**301**	**3755**	**55.2**	**6.89**	**21**	**3.9**	**18**	**3.3**	**57t**	**49/459**	**75.9**

1986 DEFENSIVE STATS

(based on coaches' film review)

	TT	UT	A	S-YDS	I-YDS	PD	FF	FR
1 Hunley	164	99	65	0.5-0	1-22	2	2	1
2 Mecklenburg	127	83	44	9.5-96	0-0	3	1	1
3 Jones	96	52	44	13.5-152	0-0	5	1	1
4 Woodard	93	63	30	3-23	0-0	2	3	1
5 Foley	92	56	36	0-0	2-39	4	0	1
6 Ryan	91	58	33	1-5	0-0	0	1	0
7 Smith	88	66	22	1-9	1-0	12	2	1
8 Lilly	82	45	37	1-16	3-22	10	0	0
9 Wright	77	59	18	0-0	3-56	9	0	1
10 Harden	75	64	11	0-0	6-179	9	1	0
11 Townsend	70	42	28	2.5-33	0-0	0	0	1
12 Kragen	60	29	31	0-0	0-0	1	0	1
13 T. Jackson	58	45	13	0.5-0	0-0	1	1	0
14 Wilson	56	44	12	0-0	1--5	8	0	0
15 Robbins	48	40	8	4-51	0-0	6	1	2
16 Fletcher	43	26	17	5.5-41	0-0	2	0	2
17 Dennison	30	21	9	1-8	1-5	1	1	0
18 Haynes	26	16	10	0-0	0-0	1	1	0
19 Colorito	18	11	7	0-0	0-0	0	0	2
20 Gilbert	17	13	4	4-45	0-0	0	0	0
Carter	17	11	6	0-0	0-0	0	0	0
22 Hunter	3	2	1	0-0	0-0	1	0	0
23 Comeaux	1	1	0	1-9	0-0	0	2	1
TOTALS	**1,432**	**946**	**486**	**48-488**	**18-318**	**77**	**17**	**16**

1986 GAMES STARTED

OFFENSE			DEFENSE		
QB	Elway, John	16	DE	Jones, Rulon	16
RB	Lang, Gene	2	DE	Townsend, Andre	16
RB	Sewell, Steve	2	NT	Carter, Rubin	2
RB	Willhite, Gerald	12	NT	Kragen, Greg	14
RB	Winder, Sammy	15	LB	Dennison, Rick	2
WR	Jackson, Mark	1	LB	Fletcher, Simon	2
WR	Johnson, Vance	7	LB	Hunley, Ricky	15
WR	Sampson, Clint	5	LB	Jackson, Tom	14
WR	Watson, Steve	16	LB	Mecklenburg, Karl	16
TE	Hackett, Joey	4	LB	Ryan, Jim	14
TE	Kay, Clarence	12	LB	Woodard, Ken	1
TE	Mobley, Orson	3	CB	Harden, Mike	16
C	Bryan, Billy	16	CB	Wright, Louis	16
T	Lanier, Ken	16	S	Foley, Steve	15
T	Studdard, Dave	15	S	Lilly, Tony	1
G	Bishop, Keith	14	S	Robbins, Randy	2
G	Cooper, Mark	5	S	Smith, Dennis	14
G	Hood, Winford	2			
G	Howard, Paul	13			

1986 COACHES

Dan Reeves (Head Coach), **Marvin Bass** (Special Assistant), **Joe Collier** (Asst. Head Coach/Defense), **Chan Gailey** (Special Teams/Tight Ends), **Alex Gibbs** (Offensive Line), **Stan Jones** (Defensive Line), **Al Miller** (Strength/Conditioning), **Myrel Moore** (Linebackers), **Nick Nicolau** (Running Backs), **Mike Shanahan** (Off. Coordinator/Quarterbacks and Wide Receivers), **Charlie West** (Def. Backs).

1986 LEADERS / RANKINGS

INDIVIDUAL	PLAYER	NO.	AFC RANK	NFL RANK	NFL LEADER	NO.
Points	Karlis	104	3	8	Franklin (NE)	140
Rushing Yards	Winder	789	7	17	Dickerson (Rams)	1,821
Passing Yards	Elway	3,485	7	9	Marino (MIA)	4,746
Passer Rating	Elway	79.0	9	11	Kramer (MIN)	92.6
Receiving Yards	M. Jackson	738	20	35	Rice (SF)	1,570
Receptions	Willhite	64	12t	19t	Christensen (Raid.)	95
Interceptions	Harden	6	5t	11t	Lott (SF)	10
Sacks	R. Jones	13.5	4	8	Taylor (NYG)	20.5

OFFENSE	NO.	AFC RANK	NFL RANK	NFL LEADER	NO.
Points Per Game	23.6	5	6	Miami	26.9
Total Yards Per Game	326.0	9	15	Cincinnati	405.6
Yards Per Play	5.0	6t	11t	Miami	6.3
Rushing Yards Per Game	104.9	7	20	Chicago	168.8
Net Passing Yards Per Game	221.1	7	10	Miami	298.7

DEFENSE	NO.	AFC RANK	NFL RANK	NFL LEADER	NO.
Points Per Game	20.4	5	15	Chicago	11.7
Total Yards Per Game	309.2	3	9	Chicago	258.1
Yards Per Play	4.8	1t	5t	Chicago	4.1
Rushing Yards Per Game	103.2	1	5	New York Giants	80.3
Net Passing Yards Per Game	206.0	7	16	St. Louis	164.8

1986 KEY AWARDS

Pro Bowl (6): G Keith Bishop, QB John Elway, DE Rulon Jones, LB Karl Mecklenburg, S Dennis Smith, RB Sammy Winder. **AP All-Pro (2):** DE Rulon Jones (first team), LB Karl Mecklenburg (first team). ***Football News* AFC Player of the Year:** LB Karl Mecklenburg. **UPI AFC Defensive Player of the Year:** DE Rulon Jones.

1986 NFL STANDINGS

AFC EAST

Team	W	L	T	Pct	PF	PA
y-New England	11	5	0	.688	412	307
x-New York Jets	10	6	0	.625	364	386
Miami	8	8	0	.500	430	405
Buffalo	4	12	0	.250	287	348
Indianapolis	3	13	0	.188	229	400

AFC CENTRAL

Team	W	L	T	Pct	PF	PA
*y-Cleveland	12	4	0	.750	391	310
Cincinnati	10	6	0	.625	409	394
Pittsburgh	6	10	0	.375	307	336
Houston	5	11	0	.313	274	329

AFC WEST

Team	W	L	T	Pct	PF	PA
y-Denver	**11**	**5**	**0**	**.688**	**378**	**327**
x-Kansas City	10	6	0	.625	358	326
Seattle	10	6	0	.625	366	293
L.A. Raiders	8	8	0	.500	323	346
San Diego	4	12	0	.250	335	396

NFC EAST

Team	W	L	T	Pct	PF	PA
*y-New York Giants	14	2	0	.875	371	236
x-Washington	12	4	0	.750	368	296
Dallas	7	9	0	.438	346	337
Philadelphia	5	10	1	.344	256	312
St. Louis	4	11	1	.281	218	351

NFC CENTRAL

Team	W	L	T	Pct	PF	PA
y-Chicago	14	2	0	.875	352	187
Minnesota	9	7	0	.563	398	273
Detroit	5	11	0	.313	277	326
Green Bay	4	12	0	.250	254	418
Tampa Bay	2	14	0	.125	239	473

NFC WEST

Team	W	L	T	Pct	PF	PA
y-San Francisco	10	5	1	.656	374	247
x-L.A. Rams	10	6	0	.625	309	267
Atlanta	7	8	1	.469	280	280
New Orleans	7	9	0	.438	288	287

*x – Playoffs; y – Division Title; * – Home-field Advantage*

WILD CARD PLAYOFF GAMES

12/28 – at New York Jets 35, Kansas City 15
12/28 – at Washington 19, L.A Rams 7

DIVISIONAL PLAYOFF GAMES

1/3 – at Cleveland 23, New York Jets 20 (OT)
1/3 – Washington 27, at Chicago 13
1/4 – at Denver 22, New England 17
1/4 – at New York Giants 49, San Francisco 3

CONFERENCE CHAMPIONSHIPS

1/11 – Denver 23, at Cleveland 20 (OT)
1/11 – at New York Giants 17, Washington 0

SUPER BOWL XXI (PASADENA, CALIF.)

1/25 – New York Giants 39, Denver 20

1985 FINAL STATISTICS (11-5)

Head Coach: Dan Reeves **AFC West**: 2nd **Home Stadium**: Mile High Stadium

Date	W-L	Score	Opponent	Attendance
Sept 8	L	16-20	at L.A. Rams	52,522
Sept 15	W	34-23	New Orleans	74,488
Sept 22	W	44-28	at Atlanta	37,903
Sept 29	L	26-30	Miami	73,614
Oct 6	W	31-20	Houston	74,699
Oct 13	W	15-10	at Indianapolis	60,128
Oct 20	W	13-10	Seattle (OT)	74,899
Oct 27	W	30-10	at Kansas City	68,248
Nov 3	L	10-30	at San Diego	57,312
Nov 11	W	17-16	San Francisco	73,173
Nov 17	W	30-24	San Diego (OT)	74,376
Nov 24	L	28-31	at L.A. Raiders (OT)	63,161
Dec 1	W	31-23	at Pittsburgh	56,797
Dec 8	L	14-17	L.A. Raiders (OT)	75,042
Dec 14	W	14-13	Kansas City	69,209
Dec 20	W	27-24	at Seattle	56,283

TEAM STATISTICS	Den	Opp
TOTAL FIRST DOWNS	339	290
Rushing	113	103
Passing	192	168
Penalty	34	19
3RD DOWN: MADE/ATT	102/252	74/230
3rd Down Pct.	40.5	32.2
4TH DOWN: MADE/ATT	6/10	8/20
4th Down Pct.	60.0	40.0
TOTAL NET YARDS	5496	5179
Avg. Per Game	343.5	323.7
Total Plays	1152	1069
Avg. Per Play	4.8	4.8
NET YARDS RUSHING	1851	1973
Avg. Per Game	115.7	123.3
Total Rushes	497	475
Avg. Per Rush	3.7	4.2
NET YARDS PASSING	3645	3206
Avg. Per Game	227.8	200.4
Sacked/Yards Lost	38/307	47/378
Gross Yards	3952	3584
Att./Completions	617/329	547/277
Completion Pct.	53.3	50.6
Had Intercepted	23	24
Avg. Per Pass Play	5.6	5.4
PUNTS/AVERAGE	94/40.0	94/41.1
NET PUNTING AVG	34.0	34.3
TOTAL RETURN YARDAGE	1920	2003
Punt Returns/Average	46/9.3	38/8.6
Kickoff Returns/Average	52/23.1	64/21.0
Intercept. Ret./Average	24/12.1	23/14.4
PENALTIES/YARDS	85/677	91/953
FUMBLES/BALL LOST	24/8	22/12
TOUCHDOWNS	45	35
Rushing	20	10
Passing	23	22
Returns	2	3
Extra Points Made/Attempts	41/44	35/36
Field Goals Made/Attempts	23/28	26/33
TOTAL POINTS	380	329

SCORE BY PERIODS	1	2	3	4	OT	Total
BRONCOS	82	142	39	108	9	380
OPPONENTS	48	89	102	84	6	329

SCORING	TD	Ru	Pa	Rt	PAT	FG	S	PTS
Karlis	0	0	0	0	41/44	23/38	0	110
Winder	8	8	0	0	0/0	0/0	0	48
Lang	7	5	2	0	0/0	0/0	0	42
Sewell	5	4	1	0	0/0	0/0	0	30
Watson	5	0	5	0	0/0	0/0	0	30
Willhite	4	3	1	0	0/0	0/0	0	24
Sampson	4	0	4	0	0/0	0/0	0	24
V. Johnson	3	0	3	0	0/0	0/0	0	18
B. Johnson	3	0	3	0	0/0	0/0	0	18
Kay	3	0	3	0	0/0	0/0	0	18
Harden	1	0	0	1	0/0	0/0	0	6
J. Wright	1	0	1	0	0/0	0/0	0	6
L. Wright	1	0	0	1	0/0	0/0	0	6
BRONCOS	**45**	**20**	**23**	**2**	**41/44**	**23/38**	**0**	**380**
OPPONENTS	**36**	**10**	**22**	**4**	**35/36**	**26/33**	**0**	**329**

RUSHING	No.	Yds.	Avg.	Long	TD
Winder	199	714	3.6	42	8
Lang	84	318	3.8	26	5
Sewell	82	275	3.4	16	4
Elway	50	253	5.1	22	0
Willhite	66	237	3.6	14	0
V. Johnson	10	36	3.6	14	0
Poole	4	12	3.0	6	0
Kubiak	1	6	6.0	6	0
Norman	1	0	0.0	0	0
BRONCOS	**497**	**1851**	**3.7**	**42**	**20**
OPPONENTS	**475**	**1973**	**4.2**	**61t**	**10**

RECEIVING	No.	Yds.	Avg.	Long	TD
Watson	61	915	15.0	60	5
V. Johnson	51	721	14.1	63t	3
Willhite	35	297	8.5	21	1
Winder	31	197	6.4	24	0
Kay	29	339	11.7	27	3
J. Wright	28	246	8.8	30	1
Sampson	26	432	16.6	46	4
Sewell	24	224	9.3	54t	1
Lang	23	180	7.8	24	2
B. Johnson	19	380	20.0	65t	3
Cooper	1	13	13.0	13	0
Barber	1	8	8.0	8	0
BRONCOS	**329**	**3952**	**12.0**	**65t**	**23**
OPPONENTS	**277**	**3584**	**12.9**	**73**	**22**

INTERCEPTIONS	No.	Yds.	Avg.	Long	TD
Harden	5	100	20.0	42t	1
L. Wright	5	44	8.8	24	0
Foley	3	47	15.7	29	0
D. Smith	3	46	15.3	39	0
Wilson	3	8	2.7	8	0
Lilly	2	4	2.0	4	0
Hunter	1	20	20.0	20	0
Woodard	1	18	18.0	18	0
Robbins	1	3	3.0	3	0
BRONCOS	**24**	**290**	**12.1**	**42t**	**1**
OPPONENTS	**23**	**332**	**14.4**	**69t**	**2**

PUNTING	No.	Yds.	Avg.	TB	In20	Long	B
Norman	92	3764	40.9	12	16	61	—
Team	2	0	0.0	0	0	0	—
BRONCOS	**94**	**3764**	**40.0**	**12**	**16**	**61**	**2**
OPPONENTS	**94**	**3868**	**41.1**	**11**	**19**	**68**	**2**

PUNT RETURNS	No.	FC	Yds.	Avg.	Long	TD
V. Johnson	30	6	260	8.7	38	0
Willhite	16	5	169	10.6	18	0
BRONCOS	**46**	**11**	**429**	**9.3**	**38**	**0**
OPPONENTS	**38**	**17**	**325**	**8.6**	**30**	**0**

KICKOFF RETURNS	No.	Yds.	Avg.	Long	TD
V. Johnson	30	740	24.7	39	0
Lang	17	361	21.2	33	0
Willhite	2	40	20.0	20	0
Hunter	2	33	16.5	18	0
Sewell	1	29	29.0	29	0
BRONCOS	**52**	**1203**	**23.1**	**39**	**0**
OPPONENTS	**64**	**1346**	**21.0**	**98t**	**1**

FIELD GOAL BREAKDOWN

Distance	1-19	20-29	30-39	40-49	50+	Total
Karlis	2/2	7/9	6/11	8/11	0/5	23/38
OPPONENTS	**1/1**	**11/11**	**10/10**	**3/8**	**1/3**	**26/33**

KARLIS: (24G) (43G,48G) (42G,25G,47G) (43G, 34G) (37G,51N,51N) (43N,32G,30G,18G,28N) (33N,52N,56N,45G,24G) (24G,23G,19G) (38N,50N,36G) (48N,24G) (28N,34G) (49N) (42G,39N) (35N) () (25G,34N,43G)

SACKS: Mecklenburg 13, Jones 10, Chavous 6, Townsend 5, D. Smith 4, Woodard 3, Kragen 2, Fletcher 1, Carter 1, Harden 1, Ryan 1, **TOTAL 47.0**

PASSING	Att.	Comp.	Yds.	Comp.%	Yd./Att.	TD	TD%	Int	Int%	LG	Sack/Lost	Rtg.
Elway	605	327	3891	54.0	6.43	22	3.6	23	3.8	65t	38/307	70.0
Kubiak	5	2	61	40.0	12.20	1	20.0	0	0.0	54t	0/0	125.7
Willhite	3	0	0	0.0	0.00	0	0.0	0	0.0	0	0/0	39.5
Norman	1	0	0	0.0	0.00	0	0.0	0	0.0	0	0/0	39.5
Winder	1	0	0	0.0	0.00	0	0.0	0	0.0	0	0/0	39.5
Sewell	1	0	0	0.0	0.00	0	0.0	0	0.0	0	0/0	39.5
V. Johnson	1	0	0	0.0	0.00	0	0.0	0	0.0	0	0/0	39.5
BRONCOS	**617**	**329**	**3952**	**53.3**	**6.41**	**23**	**3.7**	**23**	**3.7**	**65t**	**38/307**	**70.0**
OPPONENTS	**547**	**277**	**3584**	**50.6**	**6.55**	**22**	**4.0**	**24**	**4.4**	**73**	**47/378**	**66.5**

1985 DEFENSIVE STATS

(based on unofficial press box statistics)

	TT	UT	A	S-YDS	I-YDS	PD	FF	FR
1 Harden	82	72	10	1-11	5-100	18	0	2
2 Busick	81	64	17	0-0	0-0	2	0	1
3 Woodard	79	70	9	3-32	1-18	3	0	0
4 Jones	68	58	10	10-84	0-0	1	1	3
5 Lilly	67	54	13	0-0	2-4	4	1	1
6 Smith	66	54	12	4-27	3-46	17	1	0
7 Mecklenburg	65	60	5	13-103	0-0	4	5	1
8 Ryan	58	52	6	1-8	0-0	3	0	0
9 Foley	48	38	10	0-0	3-47	7	0	0
10 Carter	47	39	8	1-7	0-0	1	1	0
11 L. Wright	44	41	3	0-0	5-44	15	0	1
12 Townsend	30	27	3	5-46	0-0	3	0	0
13 Chavous	29	23	6	6-34	0-0	0	0	2
14 T. Jackson	28	19	9	0-0	0-0	1	0	0
15 Dennison	25	22	3	0-0	0-0	0	1	0
Wilson	25	22	3	0-0	3-8	12	0	1
17 Hunter	23	19	4	0-0	1-20	1	0	0
18 Hunley	19	18	1	0-0	0-0	2	0	0
19 Fletcher	17	12	5	1-11	0-0	0	0	0
20 Robbins	16	16	0	0-0	1-3	4	0	0
21 Kragen	13	11	2	2-15	0-0	0	0	0
22 Comeaux	6	6	0	0-0	0-0	0	0	0
TOTALS	**936**	**797**	**139**	**47-378**	**24-290**	**98**	**10**	**12**

1985 GAMES STARTED

OFFENSE			DEFENSE		
QB	Elway, John	16	DE	Chavous, Barney	15
RB	Lang, Gene	2	DE	Jones, Rulon	16
RB	Sewell, Steve	2	DE	Townsend, Andre	1
RB	Willhite, Gerald	4	NT	Carter, Rubin	16
RB	Winder, Sammy	12	NT	Kragen, Greg	1
WR	Johnson, Butch	7	LB	Busick, Steve	16
WR	Johnson, Vance	8	LB	Dennison, Rick	7
WR	Watson, Steve	15	LB	Fletcher, Simon	1
TE	Barber, Mike	1	LB	Hunley, Ricky	2
TE	Kay, Clarence	16	LB	Jackson, Tom	5
TE	Wright, James	12	LB	Mecklenburg, Karl	9
C	Bryan, Billy	16	LB	Ryan, Jim	14
T/TE	Cooper, Mark	2	LB	Woodard, Ken	9
T	Lanier, Ken	16	CB/S	Harden, Mike	16
T	Studdard, Dave	15	CB	Wilson, Steve	4
G	Bishop, Keith	14	CB	Wright, Louis	15
G	Hood, Winford	3	S	Foley, Steve	11
G	Howard, Paul	15	S	Lilly, Tony	5
			S	Robbins, Randy	1
			S	Smith, Dennis	12

1985 COACHES

Dan Reeves (Head Coach), **Marvin Bass** (Special Assistant), **Joe Collier** (Asst. Head Coach/Defense), **Chan Gailey** (Special Teams/Defensive Asst.), **Alex Gibbs** (Head Offensive Line), **Stan Jones** (Defensive Line), **Al Miller** (Strength/Conditioning), **Myrel Moore** (Linebackers), **Nick Nicolau** (Running Backs), **Mike Shanahan** (Offensive Coordinator/Quarterbacks and Wide Receivers), **Doc Urich** (Tight Ends/Asst. Offensive Line), **Charlie West** (Defensive Backs).

1985 LEADERS / RANKINGS

INDIVIDUAL	PLAYER ....NO.	AFC RANK	NFL RANK	NFL LEADER ....NO.
Points	Karlis 110	6	8	Butler (CHI) 144
Rushing Yards	Winder 714	14	27	Allen (Raid.) 1,759
Passing Yards	Elway 3,891	2	2	Marino (MIA) 4,137
Passer Rating	Elway 70.2	8	17t	O'Brien (NYJ) 96.2
Receiving Yards	Watson 915	14	22	Largent (SEA) 1,287
Receptions	Watson 61	14	24	Craig (SF) 92
Interceptions	Harden/L. Wright 5	12t	21t	Walls (DAL) 9
Sacks	Mecklenburg 13	4	8t	Dent (CHI) 17

OFFENSE ....NO.	AFC RANK	NFL RANK	NFL LEADER ....NO.
Points Per Game 23.8	4	7	San Diego 29.2
Total Yards Per Game 343.5	6	10	San Diego 408.4
Yards Per Play 4.8	11	20	San Diego 5.9
Rushing Yards Per Game 115.7	8	16	Chicago 172.6
Net Passing Yards Per Game 227.8	4	6	San Diego 304.4

DEFENSE ....NO.	AFC RANK	NFL RANK	NFL LEADER ....NO.
Points Per Game 20.6	7	13	Chicago 12.4
Total Yards Per Game 323.7	7	13	Chicago 258.4
Yards Per Play 4.8	5t	9t	New York Giants 4.2
Rushing Yards Per Game 123.3	7	13	Chicago 82.4
Net Passing Yards Per Game 200.4	6	14	Washington 171.6

1985 KEY AWARDS

Pro Bowl (4): DE Rulon Jones, LB Karl Mecklenburg, S Dennis Smith, CB Louis Wright. **AP All-Pro (2):** DE Rulon Jones (second team), LB Karl Mecklenburg (first team).

1985 NFL STANDINGS

AFC EAST

Team	W	L	T	Pct	PF	PA
y-Miami	12	4	0	.750	428	320
x-New York Jets	11	5	0	.688	393	264
x-New England	11	5	0	.688	362	290
Indianapolis	5	11	0	.313	320	386
Buffalo	2	14	0	.125	200	381

AFC CENTRAL

Team	W	L	T	Pct	PF	PA
y-Cleveland	8	8	0	.500	287	294
Cincinnati	7	9	0	.438	441	437
Pittsburgh	7	9	0	.438	379	355
Houston	5	11	0	.313	284	412

AFC WEST

Team	W	L	T	Pct	PF	PA
*y-L.A. Raiders	12	4	0	.750	354	308
Denver	**11**	**5**	**0**	**.688**	**380**	**329**
Seattle	8	8	0	.500	349	303
San Diego	8	8	0	.500	467	435
Kansas City	6	10	0	.375	317	360

NFC EAST

Team	W	L	T	Pct	PF	PA
y-Dallas	10	6	0	.625	357	333
x-New York Giants	10	6	0	.625	399	283
Washington	10	6	0	.625	297	312
Philadelphia	7	9	0	.438	286	310
St. Louis	5	11	0	.313	278	414

NFC CENTRAL

Team	W	L	T	Pct	PF	PA
*y-Chicago	15	1	0	.938	456	198
Green Bay	8	8	0	.500	337	355
Minnesota	7	9	0	.438	346	359
Detroit	7	9	0	.438	307	366
Tampa Bay	2	14	0	.125	294	448

NFC WEST

Team	W	L	T	Pct	PF	PA
y-L.A. Rams	11	5	0	.688	340	277
x-San Francisco	10	6	0	.625	411	263
New Orleans	5	11	0	.313	294	401
Atlanta	4	12	0	.250	282	452

*x – Wild Card Qualifier; y – Division Title; * – Home-field Advantage*

WILD CARD PLAYOFF GAMES

12/28 – New England 26, at New York Jets 14
12/29 – at New York Giants 17, San Francisco 3

DIVISIONAL PLAYOFF GAMES

1/4 – at Miami 24, Cleveland 21
1/4 – at L.A. Rams 20, Dallas 0
1/5 – New England 27, at L.A. Raiders 20
1/5 – at Chicago 21, New York Giants 0

CONFERENCE CHAMPIONSHIPS

1/12 – New England 31, at Miami 14
1/12 – at Chicago 24, L.A. Rams 0

SUPER BOWL XX (NEW ORLEANS)

1/26 – Chicago 46, New England 10

1984 FINAL STATISTICS (13-3)

Head Coach: Dan Reeves **AFC West**: 1st **Home Stadium**: Mile High Stadium

Date	W-L	Score	Opponent	Attendance
Sept 2	W	20-17	Cincinnati	74,178
Sept 9	L	0-27	at Chicago	54,335
Sept 16	W	24-14	at Cleveland	61,980
Sept 23	W	21-0	Kansas City	74,263
Sept 30	W	16-13	L.A. Raiders	74,833
Oct 7	W	28-7	at Detroit	55,836
Oct 15	W	17-14	Green Bay	62,546
Oct 21	W	37-7	at Buffalo	31,204
Oct 28	W	22-19	at L.A. Raiders (OT)	91,020
Nov 4	W	26-19	New England	74,908
Nov 11	W	16-13	at San Diego	53,162
Nov 18	W	42-21	Minnesota	74,716
Nov 25	L	24-27	Seattle	74,922
Dec 2	L	13-16	at Kansas City	38,494
Dec 9	W	16-13	San Diego	74,867
Dec 15	W	31-14	at Seattle	64,411

TEAM STATISTICS	Den	Opp
TOTAL FIRST DOWNS	299	311
Rushing	121	90
Passing	152	206
Penalty	26	15
3RD DOWN: MADE/ATT	68/207	84/240
3rd Down Pct.	32.9	35.0
4TH DOWN: MADE/ATT	6/7	8/23
4th Down Pct.	85.7	34.8
TOTAL NET YARDS	4935	5687
Avg. Per Game	308.4	355.4
Total Plays	1018	1123
Avg. Per Play	4.8	5.1
NET YARDS RUSHING	2076	1664
Avg. Per Game	129.8	104.0
Total Rushes	508	435
Avg. Per Rush	4.1	3.8
NET YARDS PASSING	2859	4023
Avg. Per Game	178.7	251.4
Sacked/Yards Lost	35/257	57/430
Gross Yards	3116	4453
Att./Completions	475/263	632/346
Completion Pct.	55.4	54.7
Had Intercepted	17	31
Avg. Per Pass Play	5.6	5.8
PUNTS/AVERAGE	96/40.1	81/41.5
NET PUNTING AVG	35.4	35.1
TOTAL RETURN YARDAGE	1725	1700
Punt Returns/Average	41/7.8	44/7.5
Kickoff Returns/Average	45/19.9	55/21.5
Intercept. Ret./Average	31/16.5	17/11.1
PENALTIES/YARDS	78/636	104/891
FUMBLES/BALL LOST	36/17	44/24
TOUCHDOWNS	42	26
Rushing	12	10
Passing	22	16
Returns	8	0
Extra Points Made/Attempts	38/41	26/26
Field Goals Made/Attempts	21/28	19/33
TOTAL POINTS	353	241

SCORE BY PERIODS	1	2	3	4	OT	Total
BRONCOS	75	125	68	82	3	353
OPPONENTS	49	74	45	73	0	241

SCORING	TD	Ru	Pa	Rt	PAT	FG	S	PTS
Karlis	0	0	0	0	38/41	21/28	0	101
Watson	7	0	7	0	0/0	0/0	0	42
Winder	6	4	2	0	0/0	0/0	0	36
Johnson	6	0	6	0	0/0	0/0	0	36
Lang	3	2	1	0	0/0	0/0	0	18
Kay	3	0	3	0	0/0	0/0	0	18
Parros	2	2	0	0	0/0	0/0	0	12
Foley	2	0	0	2	0/0	0/0	0	12
Willhite	2	2	0	0	0/0	0/0	0	12
Kubiak	1	1	0	0	0/0	0/0	0	6
Robbins	1	0	0	1	0/0	0/0	0	6
Smith	1	0	0	1	0/0	0/0	0	6
Woodard	1	0	0	1	0/0	0/0	0	6
Jones	1	0	0	1	0/0	0/0	0	6
Alexander	1	0	1	0	0/0	0/0	0	6
Harden	1	0	0	1	0/0	0/0	0	6
Sampson	1	0	1	0	0/0	0/0	0	6
L. Wright	1	0	0	1	0/0	0/0	0	6
J. Wright	1	0	1	0	0/0	0/0	0	6
Elway	1	1	0	0	0/0	0/0	0	6
BRONCOS	**42**	**12**	**22**	**8**	**38/41**	**21/28**	**0**	**353**
OPPONENTS	**26**	**10**	**16**	**0**	**26/26**	**19/33**	**1**	**241**

RUSHING	No.	Yds.	Avg.	Long	TD
Winder	296	1153	3.9	24	4
Willhite	77	371	4.8	52	2
Elway	56	237	4.2	21	1
Parros	46	208	4.5	25	2
Lang	8	42	5.3	15	2
Brewer	10	28	2.8	8	0
Kubiak	9	27	3.0	17	1
Myles	5	7	1.4	2	0
Johnson	1	3	3.0	3	0
BRONCOS	**508**	**2076**	**4.1**	**52**	**12**
OPPONENTS	**435**	**1664**	**3.8**	**72**	**10**

RECEIVING	No.	Yds.	Avg.	Long	TD
Watson	69	1170	17.0	73	7
Winder	44	288	6.5	21	2
Johnson	42	587	14.0	49	6
Willhite	27	298	11.0	63	0
Sawyer	17	122	7.2	25	0
Kay	16	136	8.5	21	3
J. Wright	11	118	10.7	21	1
Sampson	9	123	13.7	25	1
Alexander	8	132	16.5	41	1
Parros	6	25	4.2	9	0
Lang	4	24	6.0	9t	1
Summers	3	32	10.7	16	0
Myles	2	22	11.0	12	0
Brewer	2	20	10.0	16	0
Kubiak	1	20	20.0	20	0
Logan	1	3	3.0	3	0
Studdard	1	-4	-4.0	-4	0
BRONCOS	**263**	**3116**	**11.8**	**73**	**22**
OPPONENTS	**346**	**4453**	**12.9**	**80t**	**16**

INTERCEPTIONS	No.	Yds.	Avg.	Long	TD
Foley	6	97	16.2	40t	1
Harden	6	79	13.2	45t	1
Wilson	4	59	14.8	22	0
Smith	3	13	4.3	10	0
Mecklenburg	2	105	52.5	63	0
Robbins	2	62	31.0	62t	1
Busick	2	21	10.5	16	0
Woodard	1	27	27.0	27t	1
Jackson	1	23	23.0	23	0
Ryan	1	13	13.0	13	0
Comeaux	1	5	5.0	5	0
Lilly	1	5	5.0	5	0
L. Wright	1	1	1.0	1	0
BRONCOS	**31**	**510**	**16.5**	**63**	**4**
OPPONENTS	**17**	**189**	**11.1**	**35**	**0**

PUNTING	No.	Yds.	Avg.	TB	In20	Long	B
Norman	96	3850	40.1	6	16	83	—
OPPONENTS	**81**	**3361**	**41.5**	**10**	**20**	**62**	**—**

PUNT RETURNS	No.	FC	Yds.	Avg.	Long	TD
Willhite	20	9	200	10.0	35	0
Thomas	20	4	118	9.9	15	0
Wilson	1	0	0	0.0	0	0
BRONCOS	**41**	**13**	**318**	**7.8**	**35**	**0**
OPPONENTS	**44**	**25**	**330**	**7.5**	**24**	**0**

KICKOFF RETURNS	No.	Yds.	Avg.	Long	TD
Lang	19	404	21.3	38	0
Thomas	18	351	19.5	33	0
Willhite	4	109	27.3	40	0
Dennison	2	27	13.5	16	0
Harden	1	4	4.0	4	0
Smith	1	2	2.0	2	0
BRONCOS	**45**	**897**	**19.9**	**40**	**0**
OPPONENTS	**55**	**1181**	**21.5**	**62**	**0**

FIELD GOAL BREAKDOWN

Distance	1-19	20-29	30-39	40-49	50+	Total
Karlis	1/1	6/7	7/8	6/9	1/3	21/28
OPPONENTS	**1/1**	**4/7**	**3/8**	**10/13**	**1/4**	**19/33**

KARLIS: () (50N) (25G) (46N) (27G,32G,19G) (51N) (30G) (45G,40G,45G) (41G,24G,42N,35G) () (44G,45G,34N,37G) () (27G,25N) (22G,37G, 42N) (30G,50G,28G) (34G)

SACKS: Jones 11, Chavous 7.5, Mecklenburg 7, T. Jackson 6, Townsend 5, Carter 3, Bowyer 3, Dennison 3, Ryan 3, Woodard 3, Busick 1, Comeaux 1, Garnett 1, Robbins 1, D. Smith 1, Wilson 0.5, **TOTAL 57.0**

PASSING	Att.	Comp.	Yds.	Comp.%	Yd./Att.	TD	TD%	Int	Int%	LG	Sack/Lost	Rtg.
Elway	380	214	2598	56.3	6.84	18	4.7	15	3.9	73	24/158	76.8
Kubiak	75	44	440	58.7	5.87	4	5.3	1	1.3	41	10/86	87.6
Stankavage	18	4	58	22.2	3.22	0	0.0	1	5.6	16	1/13	17.1
Willhite	2	1	20	50.0	10.00	0	0.0	0	0.0	20	0/0	85.3
BRONCOS	**475**	**263**	**3116**	**55.4**	**6.56**	**22**	**4.6**	**17**	**3.6**	**73**	**35/257**	**75.8**
OPPONENTS	**632**	**346**	**4453**	**54.7**	**7.05**	**16**	**2.5**	**31**	**4.9**	**80t**	**57/430**	**64.9**

1984 DEFENSIVE STATS

(based on coaches' film review)

	TT	UT	A	S-YDS	I-YDS	PD	FR
1 Busick	195	112	83	1-9	2-21	4	1
2 Foley	167	108	59	0-0	6-97	10	2
3 Dennison	164	104	60	3-11	0-0	3	0
4 T. Jackson	141	89	52	6-45	0-0	13	1
5 Wright	113	98	15	0-0	1-1	14	2
6 Ryan	106	59	47	3-25	1-13	2	1
7 Jones	105	50	55	11-83	0-0	1	2
8 Harden	97	70	27	0-0	6-79	18	2
9 D. Smith	92	68	24	1-9	3-13	9	1
10 Carter	84	53	31	3-20	0-0	0	3
11 Chavous	66	40	26	7.5-42	0-0	1	0
12 Bowyer	58	35	23	3-21	0-0	0	1
13 Townsend	51	32	19	5-36	0-0	0	1
14 Woodard	49	30	19	3-32	1-27	3	0
15 Wilson	46	38	8	0.5-0	4-59	2	1
16 Mecklenburg	41	35	6	7-80	2-105	2	1
17 Garnett	41	24	17	1-6	0-0	4	1
18 Robbins	28	19	9	1-9	2-62	9	1
19 R. Jackson	17	12	5	0-0	1-23	2	0
20 Comeaux	10	7	3	1-12	1-5	0	1
21 Manor	5	2	3	0-0	0-0	0	0
22 Lilly	3	2	1	0-0	1-5	0	1
23 Hunley	1	1	0	0-0	0-0	0	0
24 A. Smith	1	1	0	0-0	0-0	0	0
TOTALS	**1,681**	**1,089**	**592**	**57-440**	**31-510**	**97**	**23**

1984 GAMES STARTED

OFFENSE			DEFENSE		
QB	Elway, John	14	DE	Bowyer, Walt	1
QB	Kubiak, Gary	2	DE	Chavous, Barney	15
RB	Parros, Rick	2	DE	Jones, Rulon	16
RB	Summers, Don	1	NT	Carter, Rubin	15
RB	Willhite, Gerald	1	NT	Garnett, Scott	1
RB	Winder, Sammy	15	LB	Busick, Steve	16
WR	Johnson, Butch	11	LB	Dennison, Rick	15
WR	Sampson, Clint	3	LB	Jackson, Tom	16
WR	Watson, Steve	15	LB	Mecklenburg, Karl	1
WR	Wilson, Steve	1	LB	Ryan, Jim	14
TE	Kay, Clarence	13	LB	Woodard, Ken	2
TE	Sawyer, John	8	CB	Harden, Mike	16
TE	Wright, Jim	9	CB	Wilson Steve	1
C	Bryan, Billy	16	CB	Wright, Louis	15
T	Hood, Winford	2	S	Foley, Steve	16
T	Lanier, Ken	15	S	Robbins, Randy	1
T	Studdard, Dave	16	S	Smith, Dennis	15
G	Bishop, Keith	14			
G	Cooper, Mark	4			
G	Howard, Paul	14			

1984 COACHES

Dan Reeves (Head Coach), **Marvin Bass** (Head Offensive Line), **Joe Collier** (Asst. Head Coach/Defense), **Alex Gibbs** (Offensive Line), **I.J. Gorman** (Strength/Conditioning), **Stan Jones** (Defensive Line), **Myrel Moore** (Linebackers), **Nick Nicolau** (Running Backs), **Fran Polsfoot** (Tight Ends/Special Teams), **Mike Shanahan** (Wide Receivers), **Charlie West** (Defensive Backs).

1984 LEADERS / RANKINGS

INDIVIDUAL	PLAYER ....NO.	AFC RANK	NFL RANK	NFL LEADER ....NO.
Points	Karlis 101	6	12t	Wersching (SF) 131
Rushing Yards	Winder 1,153	3	11	Dickerson (Rams) ..1,808
Passing Yards	Elway 2,598	7	15	Marino (MIA) 5,084
Passer Rating	Elway 76.8	8	16	Marino (MIA) 108.9
Receiving Yards	Watson 1,170	4	7	Green (STL) 1,555
Receptions	Watson 69	6t	14t	Monk (WAS) 106
Interceptions	Foley/Harden 6	5t	11t	Easley (SEA) 10
Sacks	Jones 11	14t	24t	Gastineau (NYJ) 22

OFFENSE ....NO.	AFC RANK	NFL RANK	NFL LEADER ....NO.
Points Per Game 22.1	7	11	Miami 32.1
Total Yards Per Game 308.4	10	22	Miami 433.5
Yards Per Play 4.8	11	20t	Miami 6.5
Rushing Yards Per Game 129.8	4	10	Chicago 185.9
Net Passing Yards Per Game 178.7	13	24	Miami 313.6

DEFENSE ....NO.	AFC RANK	NFL RANK	NFL LEADER ....NO.
Points Per Game 15.1	1	2	San Francisco 14.2
Total Yards Per Game 355.4	12	25	Chicago 241.4
Yards Per Play 5.1	8t	16t	L.A. Raiders 4.3
Rushing Yards Per Game 104.0	2	5	Chicago 86.1
Net Passing Yards Per Game 251.4	13	27	New Orleans 153.3

1984 KEY AWARDS

Pro Bowl (1): RB Sammy Winder. ***Sports Illustrated* NFL Coach of the Year:** Dan Reeves. **K.C. 101 Club AFC Coach of the Year:** Dan Reeves.

1984 NFL STANDINGS

AFC EAST

Team	W	L	T	Pct	PF	PA
*y-Miami	14	2	0	.875	513	298
New England	9	7	0	.563	362	352
New York Jets	7	9	0	.438	332	364
Indianapolis	4	12	0	.250	239	414
Buffalo	2	14	0	.125	250	454

AFC CENTRAL

Team	W	L	T	Pct	PF	PA
y-Pittsburgh	9	7	0	.563	387	310
Cincinnati	8	8	0	.500	339	339
Cleveland	5	11	0	.313	250	297
Houston	3	13	0	.188	240	437

AFC WEST

Team	W	L	T	Pct	PF	PA
y-Denver	**13**	**3**	**0**	**.813**	**353**	**241**
x-Seattle	12	4	0	.750	418	282
x-L.A. Raiders	11	5	0	.688	368	278
Kansas City	8	8	0	.500	314	324
San Diego	7	9	0	.438	394	413

NFC EAST

Team	W	L	T	Pct	PF	PA
y-Washington	11	5	0	.688	426	310
x-New York Giants	9	7	0	.563	299	301
St. Louis	9	7	0	.563	423	345
Dallas	9	7	0	.563	308	308
Philadelphia	6	9	1	.406	278	320

NFC CENTRAL

Team	W	L	T	Pct	PF	PA
y-Chicago	10	6	0	.625	325	248
Green Bay	8	8	0	.500	390	309
Tampa Bay	6	10	0	.375	335	380
Detroit	4	11	1	.281	283	408
Minnesota	3	13	0	.188	276	484

NFC WEST

Team	W	L	T	Pct	PF	PA
*y-San Francisco	15	1	0	.938	475	227
x-L.A. Rams	10	6	0	.625	346	316
New Orleans	7	9	0	.438	298	361
Atlanta	4	12	0	.250	281	382

*x – Wild Card Qualifier; y – Division Title; * – Home-field Advantage*

WILD CARD PLAYOFF GAMES

12/22 – at Seattle 13, L.A. Raiders 7

12/23 – New York Giants 16, at L.A. Rams 13

DIVISIONAL PLAYOFF GAMES

12/29 – at Miami 31, Seattle 10

12/29 – at San Francisco 21, New York Giants 10

12/30 – Pittsburgh 24, at Denver 17

12/30 – Chicago 23, at Washington 19

CONFERENCE CHAMPIONSHIPS

1/6 – at Miami 45, Pittsburgh 28

1/6 – at San Francisco 23, Chicago 0

SUPER BOWL XIX (STANFORD, CALIF.)

1/20 – San Francisco 38, Miami 16

1983 FINAL STATISTICS (9-7)

Head Coach: Dan Reeves **AFC West**: 3rd **Home Stadium**: Mile High Stadium

Date	W-L	Score	Opponent	Attendance
Sept 4	W	14-10	at Pittsburgh	58,233
Sept 11	W	17-10	at Baltimore	52,613
Sept 18	L	10-13	Philadelphia	74,202
Sept 25	L	7-22	L.A. Raiders	74,289
Oct 2	L	14-31	at Chicago	58,210
Oct 9	W	26-14	at Houston	58,210
Oct 16	W	24-17	Cincinnati	74,305
Oct 23	W	14-6	San Diego	74,581
Oct 30	W	27-24	Kansas City	74,640
Nov 6	L	19-27	at Seattle	61,189
Nov 13	L	20-22	at L.A. Raiders	51,945
Nov 20	W	38-27	Seattle	74,710
Nov 27	L	7-31	at San Diego	43,650
Dec 4	W	27-6	Cleveland	70,912
Dec 11	W	21-19	Baltimore	74,854
Dec 18	L	17-48	at Kansas City	11,377

TEAM STATISTICS	Den	Opp
TOTAL FIRST DOWNS	292	321
Rushing	99	119
Passing	155	185
Penalty	38	17
3RD DOWN: MADE/ATT	68/213	92/235
3rd Down Pct.	31.9	39.1
TOTAL NET YARDS	4811	5609
Avg. Per Game	300.7	350.6
Total Plays	1025	1099
Avg. Per Play	4.7	5.1
NET YARDS RUSHING	1784	1938
Avg. Per Game	111.5	121.1
Total Rushes	471	509
Avg. Per Rush	3.8	3.8
NET YARDS PASSING	3027	3671
Avg. Per Game	189.2	229.4
Sacked/Yards Lost	55/439	38/317
Gross Yards	3466	3988
Att./Completions	499/254	552/307
Completion Pct.	50.9	55.6
Had Intercepted	22	27
Avg. Per Pass Play	5.5	6.2
PUNTS/AVERAGE	87/41.6	77/44.2
NET PUNTING AVG	34.0	36.2
TOTAL RETURN YARDAGE	1852	1629
Punt Returns/Average	38/11.1	55/9.5
Kickoff Returns/Average	56/19.2	46/17.9
Intercept. Ret./Average	27/13.1	22/12.8
PENALTIES/YARDS	100/804	138/1097
FUMBLES/BALL LOST	34/19	46/20
TOUCHDOWNS	34	36
Rushing	15	14
Passing	17	18
Returns	2	4
Extra Points Made/Attempts	33/34	34/35
Field Goals Made/Attempts	21/25	25/33
TOTAL POINTS	302	327

SCORE BY PERIODS	1	2	3	4	OT	TOTAL
BRONCOS	41	80	39	142	0	302
OPPONENTS	85	87	76	79	0	327

SCORING	TD	Ru	Pa	Rt	PAT	FG	S	PTS
Karlis	0	0	0	0	33/34	21/25	0	96
Watson	5	0	5	0	0/0	0/0	0	30
Poole	4	4	0	0	0/0	0/0	0	24
Willhite	4	3	1	0	0/0	0/0	0	24
Parros	3	1	2	0	0/0	0/0	0	18
Sampson	3	0	3	0	0/0	0/0	0	18
Winder	3	3	0	0	0/0	0/0	0	18
Egloff	2	0	2	0	0/0	0/0	0	12
Preston	2	1	1	0	0/0	0/0	0	12
Upchurch	2	0	2	0	0/0	0/0	0	12
Chavous	1	0	0	1	0/0	0/0	0	6
DeBerg	1	1	0	0	0/0	0/0	0	6
Elway	1	1	0	0	0/0	0/0	0	6
Kubiak	1	1	0	0	0/0	0/0	0	6
Myles	1	0	1	0	0/0	0/0	0	6
Thomas	1	0	0	1	0/0	0/0	0	6
Jones	0	0	0	0	0/0	0/0	1	2
BRONCOS	**34**	**15**	**17**	**2**	**33/34**	**21/25**	**1**	**302**
OPPONENTS	**36**	**14**	**18**	**4**	**34/36**	**25/33**	**0**	**327**

RUSHING	No.	Yds.	Avg.	Long	TD
Winder	196	757	3.9	52	3
Poole	81	246	3.0	19	4
Preston	57	222	3.9	28	1
Willhite	43	188	4.4	24t	3
Elway	28	146	5.2	23	1
Parros	30	96	3.2	13	1
Myles	8	52	6.5	16	0
DeBerg	13	28	2.2	11	1
Upchurch	6	19	3.2	9	0
Kubiak	4	17	4.3	8	1
Watson	3	17	5.7	10	0
Prestridge	1	7	7.0	7	0
J. Wright	1	-11	-11.0	-11	0
BRONCOS	**471**	**1784**	**3.8**	**52**	**15**
OPPONENTS	**509**	**1938**	**3.8**	**29**	**14**

RECEIVING	No.	Yds.	Avg.	Long	TD
Watson	59	1133	19.2	78t	5
Upchurch	40	639	16.0	40	2
Winder	23	150	6.5	17	0
Egloff	20	205	10.3	32	2
Poole	20	184	9.2	23	0
Preston	17	137	8.1	25	1
Willhite	14	153	10.9	26t	1
J. Wright	13	134	10.3	23	0
Thomas	12	182	15.2	44	0
Parros	12	126	10.5	33t	2
Sampson	10	200	20.0	49t	3
Myles	7	119	17.0	33	1
Odoms	4	62	15.5	21	0
Sawyer	3	42	14.0	17	0
BRONCOS	**254**	**3466**	**13.6**	**78t**	**17**
OPPONENTS	**307**	**3988**	**13.0**	**72t**	**18**

INTERCEPTIONS	No.	Yds.	Avg.	Long	TD
L. Wright	6	50	8.3	34	0
Wilson	5	91	18.2	36	0
Foley	5	28	5.6	16	0
Harden	4	127	31.8	48	0
Smith	4	39	9.8	23	0
R. Jackson	1	15	15.0	15	0
Gradishar	1	5	5.0	5	0
T. Jackson	1	0	0.0	0	0
BRONCOS	**27**	**355**	**13.1**	**48**	**0**
OPPONENTS	**22**	**281**	**12.8**	**58t**	**3**

PUNTING	No.	Yds.	Avg.	TB	In20	Long	B
Prestridge	87	3620	41.6	7	19	60	—
OPPONENTS	**77**	**3406**	**44.2**	**10**	**18**	**68**	**—**

PUNT RETURNS	No.	FC	Yds.	Avg.	Long	TD
Thomas	33	9	368	11.2	70t	1
Upchurch	4	1	52	13.0	17	0
L. Wright	1	0	0	0.0	0	0
BRONCOS	**38**	**10**	**420**	**11.1**	**70t**	**1**
OPPONENTS	**55**	**8**	**524**	**9.5**	**34**	**0**

KICKOFF RETURNS	No.	Yds.	Avg.	Long	TD
Thomas	28	573	20.5	42	0
Wilson	24	485	20.2	32	0
Studdard	2	8	4.0	8	0
Harden	1	9	9.0	9	0
T. Jackson	1	2	2.0	2	0
BRONCOS	**56**	**1077**	**19.2**	**42**	**0**
OPPONENTS	**46**	**824**	**17.9**	**42**	**0**

FIELD GOAL BREAKDOWN

Distance	1-19	20-29	30-39	40-49	50+	Total
Karlis	0/0	7/8	7/9	6/7	1/1	21/25
OPPONENTS	**2/2**	**8/9**	**6/8**	**7/8**	**2/6**	**25/33**

SACKS: T. Jackson 5.5, D. Smith 5, Chavous 4.5, Jones 4, Manor 3, Gradishar 2.5, Mecklenburg 2, Bowyer 2, Busick 2, Woodard 2, Carter 1, R. Jackson 1, Wright 1, Latimer 0.5, **TOTAL 36.0**

PASSING	Att.	Comp.	Yds.	Comp.%	Yd./Att.	TD	TD%	Int	Int%	LG	Sack/Lost	Rtg.
Elway	259	123	1663	47.5	6.42	7	2.7	14	5.4	49t	28/218	54.9
DeBerg	215	119	1617	55.3	7.52	9	4.2	7	3.3	54	25/201	79.7
Kubiak	22	12	186	54.5	8.45	1	4.5	1	4.5	78t	2/20	78.9
Upchurch	2	0	0	0.0	0.00	0	0.0	0	0.0	0	0/0	39.5
Willhite	1	0	0	0.0	0.00	0	0.0	0	0.0	0	0/0	39.5
BRONCOS	**499**	**254**	**3466**	**50.9**	**6.95**	**17**	**3.4**	**22**	**4.4**	**78t**	**55/439**	**66.4**
OPPONENTS	**552**	**307**	**3988**	**55.6**	**7.22**	**18**	**3.3**	**27**	**4.9**	**72t**	**38/317**	**69.0**

1983 DEFENSIVE STATS

(based on coaches' film review)

	TT	UT	A	S-YDS	I-YDS	FR
1 Gradishar	224	133	91	2.5-20	1-5	3
2 Busick	130	71	59	2-16	0-0	0
3 Foley	124	85	39	0-0	5-28	1
T. Jackson	124	77	47	5.5-59	1-0	2
5 D. Smith	114	79	35	5-32	0-0	0
6 L. Wright	113	81	32	1-1	6-50	1
7 Ryan	102	64	38	0-0	0-0	1
8 Chavous	99	62	37	4.5-25	0-0	1
9 Harden	98	64	34	0-0	4-27	3
Carter	98	47	51	1-12	0-0	3
11 Jones	72	42	30	4-22	0-0	2
12 Manor	56	36	20	3-18	0-0	1
R. Jackson	56	29	27	1-10	1-15	0
14 Wilson	55	45	10	0-0	5-91	0
15 Latimer	51	33	18	0.5-4	0-0	0
16 Bowyer	45	27	18	2-19	0-0	1
17 Mecklenburg	24	12	12	2-20	0-0	0
18 Stachowski	21	9	12	0-0	4-39	0
19 Dennison	19	9	10	0-0	0-0	0
20 Woodard	18	15	3	2-12	0-0	2
21 Myers	11	9	2	0-0	0-0	0
22 Swenson	8	1	7	0-0	0-0	0
23 Dupree	1	1	0	0-0	0-0	0
TOTALS	**1,663**	**1,031**	**632**	**36-270**	**27-355**	**21**

1983 GAMES STARTED

OFFENSE			DEFENSE		
QB	DeBerg, Steve	5	DE	Bowyer, Walt	3
QB	Elway, John	10	DE	Chavous, Barney	13
QB	Kubiak, Gary	1	DE	Jones, Rulon	12
RB	Parros, Rick	5	DE	Manor, Brison	4
RB	Poole, Nathan	10	NT	Carter, Rubin	15
RB	Preston, Dave	3	NT	Latimer, Don	3
RB	Winder, Sammy	13	LB	Busick, Steve	15
WR	Sampson, Clint	2	LB	Dennison, Rick	1
WR	Upchurch, Rick	11	LB	Gradishar, Randy	16
WR	Watson, Steve	16	LB	Jackson, Tom	15
TE	Egloff, Ron	10	LB	Ryan, Jim	12
TE	Sawyer, John	4	LB	Swenson, Bob	2
TE	Wright, Jim	6	LB	Woodard, Ken	1
C	Bryan, Billy	16	CB	Harden, Mike	15
T	Lanier, Ken	16	CB	Wilson, Steve	3
T	Studdard, Dave	16	CB	Wright, Louis	16
G	Bishop, Keith	16	S	Foley, Steve	13
G	Cooper, Mark	2	S	Jackson, Roger	3
G	Howard, Paul	14	S	Smith, Dennis	13
			S	Trimble, Steve	1

1983 COACHES

Dan Reeves (Head Coach), **Marvin Bass** (Special Assistant), **Joe Collier** (Asst. Head Coach/Defense), **I.J. Gorman** (Strength/Conditioning), **John Hadl** (Quarterbacks/Wide Receivers), **Stan Jones** (Defensive Line), **Myrel Moore** (Linebackers), **Nick Nicolau** (Running Backs), **Fran Polsfoot** (Tight Ends/Special Teams), **Dan Radakovich** (Offensive Line), **Charlie West** (Defensive Backs).

1983 LEADERS / RANKINGS

INDIVIDUAL	PLAYER ....NO.	AFC RANK	NFL RANK	NFL LEADER ....NO.
Points	Karlis 96	8	15	Moseley (WAS) 161
Rushing Yards	Winder 757	12	23	Dickerson (Rams) ..1,808
Passing Yards	Elway 1,663	15	28	Dickey (GB) 4,458
Passer Rating	DeBerg 79.9	8	14	Bartkowski (ATL) 97.6
Receiving Yards	Watson 1,133	5	10	Quick (PHI) 1,409
Receptions	Watson 59	11	18t	Christensen (Raid.) 92
Interceptions	L. Wright 6	8t	15t	Murphy (WAS) 9
Sacks	T. Jackson 5.5	26t	62t	Gastineau (NYJ) 19

OFFENSE ....NO.	AFC RANK	NFL RANK	NFL LEADER ....NO.
Points Per Game 18.9	10	21	Washington 33.8
Total Yards Per Game 300.7	14	26	San Diego 387.3
Yards Per Play 4.7	11t	21t	Green Bay 6.1
Rushing Yards Per Game 111.5	11	23	Chicago 170.4
Net Passing Yards Per Game 189.2	9	20	San Diego 291.3

DEFENSE ....NO.	AFC RANK	NFL RANK	NFL LEADER ....NO.
Points Per Game 20.4	5	9	Miami 15.6
Total Yards Per Game 350.6	9	21	Cincinnati 270.4
Yards Per Play 5.1	7t	17t	Cincinnati 4.4
Rushing Yards Per Game 121.1	4	10	Washington 80.6
Net Passing Yards Per Game 229.4	12	23	New Orleans 168.2

1983 KEY AWARDS

Pro Bowl (2): LB Randy Gradishar, CB Louis Wright. **AP All-Pro (1):** LB Randy Gradishar (second team).

1983 NFL STANDINGS

AFC EAST

Team	W	L	T	Pct	PF	PA
y-Miami	12	4	0	.750	389	250
New England	8	8	0	.500	274	289
Buffalo	8	8	0	.500	283	351
Baltimore	7	9	0	.438	264	354
New York Jets	7	9	0	.438	313	331

AFC CENTRAL

Team	W	L	T	Pct	PF	PA
y-Pittsburgh	10	6	0	.625	355	303
Cleveland	9	7	0	.563	356	342
Cincinnati	7	9	0	.438	346	302
Houston	2	14	0	.125	288	460

AFC WEST

Team	W	L	T	Pct	PF	PA
*y-L.A. Raiders	12	4	0	.750	442	338
x-Seattle	9	7	0	.563	403	397
x-Denver	**9**	**7**	**0**	**.563**	**302**	**327**
San Diego	6	10	0	.375	358	462
Kansas City	6	10	0	.375	386	367

NFC EAST

Team	W	L	T	Pct	PF	PA
*y-Washington	14	2	0	.875	541	332
x-Dallas	12	4	0	.750	479	360
St. Louis	8	7	1	.531	374	428
Philadelphia	5	11	0	.313	233	322
New York Giants	3	12	1	.219	267	347

NFC CENTRAL

Team	W	L	T	Pct	PF	PA
y-Detroit	9	7	0	.563	347	286
Green Bay	8	8	0	.500	429	439
Chicago	8	8	0	.500	311	301
Minnesota	8	8	0	.500	316	348
Tampa Bay	2	14	0	.125	241	380

NFC WEST

Team	W	L	T	Pct	PF	PA
y-San Francisco	10	6	0	.625	432	293
x-L.A. Rams	9	7	0	.563	361	344
New Orleans	8	8	0	.500	319	337
Atlanta	7	9	0	.438	370	389

*x – Wild Card Qualifier; y – Division Title; * – Home-field Advantage*

WILD CARD PLAYOFF GAMES

12/24 – at Seattle 31, Denver 7

12/26 – L.A. Rams 24, at Dallas 17

DIVISIONAL PLAYOFF GAMES

12/31 – Seattle 27, at Miami 20

12/31 – at San Francisco 24, Detroit 23

1/1 – at L.A. Raiders 38, Pittsburgh 10

1/1 – at Washington 51, L.A. Rams 7

CONFERENCE CHAMPIONSHIPS

1/8 – at L.A. Raiders 30, Seattle 14

1/8 – at Washington 24, San Francisco 21

SUPER BOWL XVIII (TAMPA, FLA.)

1/22 – L.A. Raiders 38, Washington 9

1982 FINAL STATISTICS (2-7)

Head Coach: Dan Reeves **AFC West**: 5th **Home Stadium**: Mile High Stadium

Date	W-L	Score	Opponent	Attendance
Sept 12	L	3-23	San Diego	73,564
Sept 19	W	24-21	San Francisco	73,899
Sept 26			at New Orleans	Canceled
Oct 3			Pittsburgh	Canceled
Oct 10			at New York Jets	Canceled
Oct 17			at Houston	Canceled
Oct 24			L.A. Raiders	Canceled
Oct 31			Buffalo	Canceled
Nov 7			at Seattle	Resched. Jan. 2
Nov 14			at Kansas City	Canceled
Nov 21	L	10-17	Seattle	73,916
Nov 28	L	20-30	at San Diego	47,629
Dec 5	L	27-34	Atlanta	73,984
Dec 12	W	27-24	at L.A. Rams	48,112
Dec 19	L	16-37	Kansas City	74,192
Dec 26	L	10-27	at L.A. Raiders	44,160
Jan 2	L	11-13	at Seattle	43,145

TEAM STATISTICS	Den	Opp
TOTAL FIRST DOWNS	170	176
Rushing	52	53
Passing	103	104
Penalty	15	19
3RD DOWN: MADE/ATT	43/121	48/132
3rd Down Pct.	35.5	36.4
TOTAL NET YARDS	2837	3169
Avg. Per Game	315.2	352.1
Total Plays	592	616
Avg. Per Play	4.8	5.1
NET YARDS RUSHING	1018	935
Avg. Per Game	113.1	103.9
Total Rushes	257	293
Avg. Per Rush	4.0	3.2
NET YARDS PASSING	1819	2234
Avg. Per Game	202.1	248.2
Sacked/Yards Lost	24/200	16/116
Gross Yards	2019	2350
Att./Completions	311/181	307/172
Completion Pct.	58.2	56.0
Had Intercepted	19	12
Average per Pass Play	5.4	6.9
PUNTS/AVERAGE	45/45.0	42/39.4
NET PUNTING AVG	37.8	31.1
TOTAL RETURN YARDAGE	1229	1199
Punt Returns/Average	21/14.5	25/9.1
Kickoff Returns/Average	40/20.5	26/20.8
Intercept. Ret./Average	12/8.8	19/22.7
PENALTIES/YARDS	54/516	63/571
FUMBLES/BALL LOST	24/17	17/7
TOUCHDOWNS	16	25
Rushing	6	8
Passing	8	14
Returns	2	3
Extra Points Made/Attempts	15/16	25/25
Field Goals Made/Attempts	11/13	17/24
TOTAL POINTS	148	226

SCORE BY PERIODS	1	2	3	4	OT	Total
BRONCOS	26	47	33	42	0	148
OPPONENTS	40	79	40	67	0	226

SCORING	TD	Ru	Pa	Rt	PAT	FG	S	PTS
Karlis	0	0	0	0	15/16	11/13	0	48
Upchurch	5	0	3	2	0/0	0/0	0	30
Parros	3	1	2	0	0/0	0/0	0	18
Willhite	2	2	0	0	0/0	0/0	0	12
Watson	2	0	2	0	0/0	0/0	0	12
DeBerg	1	1	0	0	0/0	0/0	0	6
Winder	1	1	0	0	0/0	0/0	0	6
Herrmann	1	1	0	0	0/0	0/0	0	6
Wright	1	0	1	0	0/0	0/0	0	6
Boyd	0	0	0	0	0/0	0/0	1	2
Chavous	0	0	0	0	0/0	0/0	1	2
BRONCOS	**16**	**6**	**8**	**2**	**15/16**	**11/13**	**2**	**148**
OPPONENTS	**25**	**8**	**14**	**3**	**25/25**	**17/24**	**0**	**226**

PASSING	Att.	Comp.	Yds.	Comp.%	Yd./Att.	TD	TD%	Int	Int%	LG	Sack/Lost	Rtg.
DeBerg	223	131	1405	58.7	6.30	7	3.1	11	4.9	51t	16/130	67.1
Herrmann	60	32	421	53.3	7.02	1	1.7	4	6.7	39	4/48	53.4
Morton	26	18	193	69.2	7.42	0	0.0	3	11.5	20	3/19	51.0
Willhite	2	0	0	0.0	0.00	0	0.0	1	50.0	0	0/0	0.0
Upchurch	0	0	0	0.0	0.00	0	0.0	0	0.0	0	1/3	39.5
BRONCOS	**311**	**181**	**2019**	**58.2**	**6.49**	**8**	**2.6**	**19**	**6.1**	**51t**	**24/200**	**60.8**
OPPONENTS	**307**	**172**	**2350**	**56.0**	**7.65**	**14**	**4.6**	**12**	**3.9**	**86t**	**16/116**	**79.6**

RUSHING	No.	Yds.	Avg.	Long	TD
Willhite	70	347	5.0	23	2
Parros	77	277	3.6	14	1
Winder	67	259	3.9	18	1
Preston	19	81	4.3	13	0
Poole	7	36	5.1	20	0
DeBerg	8	27	3.4	6t	1
Herrmann	3	7	2.3	6t	1
Lytle	2	2	1.0	2	0
Watson	1	-4	-4.0	-4	0
Wright	1	-4	-4.0	-4	0
Upchurch	2	-10	-5.0	-3	0
BRONCOS	**257**	**1018**	**4.0**	**23**	**6**
OPPONENTS	**293**	**935**	**3.2**	**46**	**8**

RECEIVING	No.	Yds.	Avg.	Long	TD
Parros	37	259	7.0	24	2
Watson	36	555	15.4	41	2
Upchurch	26	407	15.7	51t	3
Willhite	26	227	8.7	27	0
Preston	14	134	9.6	20	0
Winder	11	83	7.5	22	0
Egloff	10	96	9.6	17	0
Wright	9	120	13.3	39	1
Odoms	8	82	10.3	18	0
Manning	3	46	15.3	30	0
Lytle	1	10	10.0	10	0
BRONCOS	**181**	**2019**	**11.2**	**51t**	**8**
OPPONENTS	**172**	**2350**	**13.7**	**86t**	**14**

INTERCEPTIONS	No.	Yds.	Avg.	Long	TD
Kyle	3	26	8.7	14	0
Wilson	2	22	11.0	16	0
Wright	2	18	9.0	18	0
Harden	2	3	1.5	3	0
Smith	1	29	29.0	29	0
Jackson	1	8	8.0	8	0
Thomas	1	0	0.0	0	0
BRONCOS	**12**	**106**	**8.8**	**29**	**0**
OPPONENTS	**19**	**431**	**22.7**	**60**	**3**

PUNTING	No.	Yds.	Avg.	TB	In20	Long	B
Prestridge	45	2026	45.0	5	14	65	—
OPPONENTS	**42**	**1653**	**39.4**	**2**	**9**	**80**	**2**

PUNT RETURNS	No.	FC	Yds.	Avg.	Long	TD
Upchurch	15	3	242	16.1	78t	2
Willhite	6	4	63	10.5	23	0
BRONCOS	**21**	**7**	**305**	**14.5**	**78t**	**2**
OPPONENTS	**25**	**3**	**227**	**9.1**	**25**	**0**

KICKOFF RETURNS	No.	Yds.	Avg.	Long	TD
Willhite	17	337	19.8	26	0
Manning	15	346	23.1	34	0
Wilson	6	123	20.5	30	0
Uecker	1	12	12.0	12	0
Poole	1	0	0.0	0	0
BRONCOS	**40**	**818**	**20.5**	**34**	**0**
OPPONENTS	**26**	**541**	**20.8**	**68**	**0**

FIELD GOAL BREAKDOWN

Distance	1-19	20-29	30-39	40-49	50+	Total
Karlis	2/2	3/3	3/4	3/4	0/0	11/13
OPPONENTS	**3/3**	**4/6**	**3/4**	**4/5**	**3/6**	**17/24**

SACKS: Chavous 5, Gradishar 2, Jones 2, Manor 2, D. Smith 2, T. Jackson 1, Latimer 1, Wright 1, **TOTAL 16.0**

1982 DEFENSIVE STATS

(based on coaches' film review)

	TT	UT	A	S-YDS	I-YDS	FR
1 Gradishar	151	80	71	2-16	0-0	1
2 T. Jackson	86	47	39	1-1	1-8	0
3 Ryan	84	54	30	0-0	0-0	0
4 Evans	80	55	25	0-0	0-0	0
5 Smith	65	53	12	2-11	1-29	0
6 Jones	64	34	30	2-11	0-0	0
7 Chavous	62	35	27	5-42	0-0	0
8 L. Wright	54	44	10	1-11	2-18	1
9 Kyle	52	36	16	0-0	3-26	1
10 Harden	51	35	16	0-0	2-3	1
Carter	51	23	28	0-0	0-0	0
12 Wilson	48	33	15	0-0	2-22	1
Latimer	48	31	17	1-9	0-0	0
14 Trimble	20	12	8	0-0	0-0	0
Manor	20	10	10	2-11	0-0	0
16 Boyd	16	8	8	0-0	0-0	0
17 Thomas	14	9	5	0-0	1-0	0
18 Swenson	11	2	9	0-0	0-0	0
19 R. Jackson	5	2	3	0-0	0-0	0
Foley	5	1	4	0-0	0-0	0
21 Busick	4	1	3	0-0	0-0	0
TOTALS	**991**	**605**	**386**	**16-112**	**12-106**	**5**

1982 GAMES STARTED

OFFENSE			DEFENSE		
QB	DeBerg, Steve	5	DE	Chavous, Barney	9
QB	Herrmann, Mark	1	DE	Jones, Rulon	9
QB	Morton, Craig	3	NT	Carter, Rubin	6
RB	Parros, Rick	9	NT	Latimer, Don	3
RB	Preston, Dave	5	LB	Evans, Larry	9
RB	Willhite, Gerald	2	LB	Gradishar, Randy	9
RB	Winder, Sammy	2	LB	Jackson, Tom	9
WR	Upchurch, Rick	8	LB	Ryan, Jim	9
WR	Watson, Steve	9	CB	Kyle, Aaron	9
TE	Egloff, Ron	1	CB	Wilson, Steve	3
TE	Odoms, Riley	6	CB	Wright, Louis	9
TE	Wright, Jim	3	S	Foley, Steve	1
C	Bryan, Billy	9	S	Harden, Mike	4
T	Lanier, Ken	9	S	Smith, Dennis	9
T	Minor, Claudie	7	S	Trimble, Steve	1
T	Uecker, Keith	2			
G	Glassic, Tom	9			
G	Studdard, Dave	9			

1982 COACHES

Dan Reeves (Head Coach), **Marvin Bass** (Special Assistant), **Joe Collier** (Asst. Head Coach/Defense), **Rod Dowhower** (Offensive Coordinator/Wide Receivers), **Jerry Frei** (Offensive Line), **Stan Jones** (Defensive Line), **Richie McCabe** (Defensive Backs), **Nick Nicolau** (Running Backs), **Fran Polsfoot** (Tight Ends/Special Teams), **Bob Zeman** (Linebackers).

1982 LEADERS / RANKINGS

INDIVIDUAL	PLAYER ....NO.	AFC RANK	NFL RANK	NFL LEADER ....NO.
Points	Karlis 48	8	16	Benirschke (SD) 80
Rushing Yards	Willhite 347	15	28	McNeil (NYJ) 786
Passing Yards	DeBerg 1,405	8	19	Fouts (SD) 2,883
Passer Rating	DeBerg 67.2	7	20	Anderson (CIN) 95.3
Receiving Yards	Watson 555	9	12	Chandler (SD) 1,032
Receptions	Parros 37	10	15t	D. Clark (SF) 60
Interceptions	Kyle 3	3t	4t	Walls (DAL) 7
Sacks	Chavous 5	11t	26t	Martin (MIN) 11.5

OFFENSE ....NO.	AFC RANK	NFL RANK	NFL LEADER ....NO.
Points Per Game 16.4	9	20	San Diego 32.0
Total Yards Per Game 315.2	7	15	San Diego 449.8
Yards Per Play 4.8	7t	16t	San Diego 6.6
Rushing Yards Per Game 113.1	9	17	Buffalo 152.3
Net Passing Yards Per Game 202.1	6	15	San Diego 325.2

DEFENSE ....NO.	AFC RANK	NFL RANK	NFL LEADER ....NO.
Points Per Game 25.1	12	25	Washington 14.2
Total Yards Per Game 352.1	11	24	Miami 256.9
Yards Per Play 5.1	9	20t	Miami 4.2
Rushing Yards Per Game 103.9	4	7	Pittsburgh 84.7
Net Passing Yards Per Game 248.2	12	26	Miami 114.1

1982 KEY AWARDS

Pro Bowl (3): LB Randy Gradishar, P Luke Prestridge, WR Rick Upchurch. **AP All-Pro (2):** P Luke Prestridge (first team), WR Rick Upchurch (first team).

1982 NFL STANDINGS

(As a result of a 57-day players' strike, the 1982 NFL regular-season schedule was reduced from 16 weeks to nine. At the conclusion of the regular season, the NFL conducted a 16-team postseason Super Bowl tournament. Eight teams from each conference were seeded 1-8 based on their records during the season.)

AFC

Team	W	L	T	Pct	PF	PA
1-L.A. Raiders	8	1	0	.889	260	200
2-Miami	7	2	0	.778	198	131
3-Cincinnati	7	2	0	.778	232	177
4-Pittsburgh	6	3	0	.667	204	146
5-San Diego	6	3	0	.667	288	221
6-New York Jets	6	3	0	.667	245	166
7-New England	5	4	0	.556	143	157
8-Cleveland	4	5	0	.444	140	182
Buffalo	4	5	0	.444	150	154
Seattle	4	5	0	.444	127	147
Kansas City	3	6	0	.333	176	184
Denver	**2**	**7**	**0**	**.222**	**148**	**226**
Houston	1	8	0	.111	136	245
Baltimore	0	8	1	.056	113	236

NFC

Team	W	L	T	Pct	PF	PA
1-Washington	8	1	0	.889	190	128
2-Dallas	6	3	0	.667	226	145
3-Green Bay	5	3	1	.611	226	169
4-Minnesota	5	4	0	.556	187	198
5-Atlanta	5	4	0	.556	183	199
6-St. Louis	5	4	0	.556	135	170
7-Tampa Bay	5	4	0	.556	158	178
8-Detroit	4	5	0	.444	181	176
New Orleans	4	5	0	.444	129	160
New York Giants	4	5	0	.444	164	160
San Francisco	3	6	0	.333	209	206
Chicago	3	6	0	.333	141	174
Philadelphia	3	6	0	.333	191	195
L.A. Rams	2	7	0	.222	200	250

FIRST ROUND PLAYOFF GAMES

1/8 – at Miami 28, New England 13
1/8 – at L.A. Raiders 27, Cleveland 10
1/8 – at Washington 31, Detroit 7
1/8 – at Green Bay 41, St. Louis 16
1/9 – New York Jets 44, at Cincinnati 17
1/9 – San Diego 31, at Pittsburgh 28
1/9 – at Minnesota 30, Atlanta 24
1/9 – at Dallas 30, Tampa Bay 17

SECOND ROUND PLAYOFF GAMES

1/15 – New York Jets 17, at L.A. Raiders 14
1/15 – at Washington 21, Minnesota 7
1/16 – at Miami 34, San Diego 13
1/16 – at Dallas 37, Green Bay 26

CONFERENCE CHAMPIONSHIPS

1/22 – at Washington 31, Dallas 17
1/23 – at Miami 14, New York Jets 0

SUPER BOWL XVII (PASADENA, CALIF.)

1/30 – Washington 27, Miami 17

1981 FINAL STATISTICS (10-6)

Head Coach: Dan Reeves **AFC West**: 2nd **Home Stadium**: Mile High Stadium

Date	W-L	Score	Opponent	Attendance
Sept 6	W	9-7	Oakland	74,796
Sept 13	L	10-13	at Seattle	58,513
Sept 20	W	28-10	Baltimore	74,804
Sept 27	W	42-24	San Diego	74,844
Oct 4	W	17-0	at Oakland	51,035
Oct 11	W	27-21	Detroit	74,816
Oct 18	L	14-28	at Kansas City	74,672
Oct 25	L	7-9	at Buffalo	77,757
Nov 2	W	19-17	Minnesota	74,834
Nov 8	W	23-20	Cleveland (OT)	74,859
Nov 15	W	24-7	at Tampa Bay	64,518
Nov 22	L	21-38	at Cincinnati	57,207
Nov 29	L	17-34	at San Diego	51,533
Dec 6	W	16-13	Kansas City	74,744
Dec 13	W	23-13	Seattle	74,527
Dec 20	L	24-35	at Chicago	40,125

TEAM STATISTICS	Den	Opp
TOTAL FIRST DOWNS	306	268
Rushing	91	103
Passing	181	142
Penalty	34	23
3RD DOWN: MADE/ATT	86/230	74/219
3rd Down Pct.	37.4	33.8
TOTAL NET YARDS	5426	4878
Avg. Per Game	339.1	304.9
Total Plays	1062	1000
Avg. Per Play	5.1	4.9
NET YARDS RUSHING	1895	2005
Avg. Per Game	118.4	125.3
Total Rushes	515	467
Avg. Per Rush	3.7	4.3
NET YARDS PASSING	3531	2873
Avg. Per Game	220.7	179.6
Sacked/Yards Lost	61/461	36/295
Gross Yards	3992	3168
Att./Completions	485/289	497/267
Completion Pct.	59.6	53.7
Had Intercepted	21	23
Average per Pass Play	6.5	5.4
PUNTS/AVERAGE	86/40.4	88/43.1
NET PUNTING AVG	34.8	36.0
TOTAL RETURN YARDAGE	1584	1800
Punt Returns/Average	51/8.6	46/8.4
Kickoff Returns/Average	47/17.0	47/21.4
Intercept. Ret./Average	23/14.9	21/19.3
PENALTIES/YARDS	99/832	104/949
FUMBLES/BALL LOST	26/18	36/23
TOUCHDOWNS	39	35
Rushing	12	17
Passing	27	13
Returns	0	5
Extra Points Made/Attempts	36/38	34/35
Field Goals Made/Attempts	17/30	15/27
TOTAL POINTS	321	289

SCORE BY PERIODS	1	2	3	4	OT	Total
BRONCOS	67	91	74	86	3	321
OPPONENTS	63	80	71	75	0	289

SCORING	TD	Ru	Pa	Rt	PAT	FG	S	PTS
Steinfort	0	0	0	0	36/37	17/30	0	87
Watson	13	0	13	0	0/0	0/0	0	78
Lytle	5	4	1	0	0/0	0/0	0	30
Odoms	5	0	5	0	0/0	0/0	0	30
Canada	4	3	1	0	0/0	0/0	0	24
Upchurch	3	0	3	0	0/0	0/0	0	18
Parros	3	2	1	0	0/0	0/0	0	18
Preston	3	3	0	0	0/0	0/0	0	18
Egloff	1	0	1	0	0/0	0/0	0	6
Wright	1	0	1	0	0/0	0/0	0	6
Moses	1	0	1	0	0/0	0/0	0	6
Prestridge	0	0	0	0	0/1	0/0	0	0
BRONCOS	**39**	**12**	**27**	**0**	**36/38**	**17/30**	**0**	**321**
OPPONENTS	**35**	**17**	**13**	**5**	**34/35**	**15/27**	**0**	**289**

RUSHING	No.	Yds.	Avg.	Long	TD
Parros	176	749	4.3	25	2
Preston	183	640	3.5	23	3
Reed	68	156	2.3	10	0
Canada	33	113	3.4	11	3
Lytle	30	106	3.5	18	4
Upchurch	5	56	11.2	37	0
DeBerg	9	40	4.4	11	0
Morton	8	18	2.3	5	0
Wright	1	11	11.0	11	0
Watson	2	6	3.0	6	0
BRONCOS	**515**	**1895**	**3.7**	**37**	**12**
OPPONENTS	**467**	**2005**	**4.3**	**82t**	**17**

RECEIVING	No.	Yds.	Avg.	Long	TD
Watson	60	1244	20.7	95t	13
Preston	52	507	9.8	37	0
Odoms	38	516	13.6	28	5
Reed	34	317	9.3	33	0
Upchurch	32	550	17.2	63	3
Parros	25	216	8.6	26	1
Egloff	17	231	13.6	40	1
Moses	15	246	16.4	30	1
Lytle	6	47	7.8	14t	1
Manning	3	49	16.3	34	0
Canada	3	37	12.3	20	1
Wright	3	22	7.3	14	1
Studdard	1	10	10.0	10	0
BRONCOS	**289**	**3992**	**13.8**	**95t**	**27**
OPPONENTS	**267**	**3168**	**11.9**	**65t**	**13**

INTERCEPTIONS	No.	Yds.	Avg.	Long	TD
Foley	5	81	16.2	24	0
Gradishar	4	38	9.5	16	0
Thompson	4	14	3.5	14	0
Swenson	3	53	17.7	32	0
Kyle	2	40	20.0	40	0
Harden	2	34	17.0	38	0
Smith	1	65	65.0	65	0
Manor	1	16	16.0	16	0
Evans	1	1	1.0	1	0
BRONCOS	**23**	**342**	**14.9**	**65**	**0**
OPPONENTS	**21**	**405**	**19.3**	**69t**	**4**

PUNTING	No.	Yds.	Avg.	TB	In20	Long	B
Prestridge	86	3478	40.4	5	20	67	0
OPPONENTS	**88**	**3789**	**43.1**	**9**	**18**	**71**	**1**

PUNT RETURNS	No.	FC	Yds.	Avg.	Long	TD
Manning	41	4	378	9.2	39	0
Upchurch	9	1	63	7.0	15	0
Kyle	1	0	0	0.0	0	0
BRONCOS	**51**	**5**	**441**	**8.6**	**39**	**0**
OPPONENTS	**46**	**17**	**388**	**8.4**	**26**	**0**

KICKOFF RETURNS	No.	Yds.	Avg.	Long	TD
Manning	26	514	19.8	31	0
Harden	11	178	16.2	23	0
Lytle	5	80	16.0	24	0
Canada	2	19	9.5	13	0
Egloff	1	7	7.0	7	0
Ryan	1	2	2.0	2	0
Preston	1	1	1.0	1	0
BRONCOS	**47**	**801**	**17.0**	**31**	**0**
OPPONENTS	**47**	**1007**	**21.4**	**46**	**0**

FIELD GOAL BREAKDOWN

Distance	1-19	20-29	30-39	40-49	50+	Total
Steinfort	0/0	6/9	5/11	6/8	0/2	17/30
OPPONENTS	**0/0**	**5/6**	**4/6**	**5/11**	**1/4**	**15/27**

SACKS: Jones 9.5, Chavous 4, Manor 4, Carter 3, Swenson 3, Latimer 2.5, Evans 2, Boyd 1, Gradishar 1, Thompson 1, Wright 1, **TOTAL 32.0**

PASSING	Att.	Comp.	Yds.	Comp.%	Yd./Att.	TD	TD%	Int	Int%	LG	Sack/Lost	Rtg.
Morton	376	225	3195	59.8	8.50	21	5.6	14	3.7	95t	54/394	90.5
DeBerg	108	64	797	59.3	7.38	6	5.6	6	5.6	44	7/67	77.5
Reed	1	0	0	0.0	0.00	0	0.0	0	0.0	0	0/0	0.0
BRONCOS	**485**	**289**	**3992**	**59.6**	**8.23**	**227**	**5.6**	**21**	**4.3**	**95t**	**61/461**	**86.7**
OPPONENTS	**497**	**267**	**3168**	**53.7**	**6.37**	**13**	**2.6**	**23**	**4.6**	**65t**	**36/295**	**62.8**

1981 DEFENSIVE STATS

(based on coaches' film review)

	TT	UT	A	S-YDS	I-YDS	FR
1 Gradishar	258	168	90	1-8	4-38	0
2 Swenson	145	103	42	3-27	3-53	3
3 Jackson	144	95	49	4-33	0-0	1
4 Evans	126	81	45	2-10	1-1	1
5 Carter	101	67	34	3-18	0-0	1
6 Chavous	93	58	35	4-29	0-0	1
7 Thompson	91	59	32	1-9	4-14	2
8 Foley	87	53	34	0-0	5-81	1
9 Latimer	71	51	20	2.5-30	0-0	1
Jones	71	37	34	9.5-86	0-0	1
11 Kyle	68	62	6	0-0	2-40	4
12 D. Smith	45	42	3	0-0	1-65	2
13 Manor	39	27	12	4-35	1-16	0
14 Harden	37	23	14	0-0	2-34	1
15 P. Smith	35	32	3	0-0	0-0	0
16 Boyd	34	19	15	1-10	0-0	1
17 L. Wright	32	25	7	1-11	0-0	1
18 Ryan	22	15	7	0-0	0-0	0
19 Busick	1	1	0	0-0	0-0	2
Merrill	1	1	0	0-0	0-0	0
TOTALS	**1,501**	**1,019**	**482**	**36-306**	**23-342**	**23**

1981 GAMES STARTED

OFFENSE		DEFENSE	
QB Morton, Craig	16	DE Chavous, Barney	16
RB Parros, Rick	16	DE Jones, Rulon	16
RB Preston, Dave	15	NT Carter, Rubin	16
WR Moses, Haven	6	LB Evans, Larry	16
WR Upchurch, Rick	10	LB Gradishar, Randy	16
WR Watson, Steve	12	LB Jackson, Tom	16
WR Wilson, Steve	1	LB Swenson, Bob	16
TE Egloff, Ron	5	CB Kyle, Aaron	16
TE Odoms, Riley	15	CB Smith, Dennis	5
C Bryan, Billy	13	CB Smith, Perry	3
C Hyde, Glenn	3	CB Wright, Louis	8
T Clark, Kelvin	3	S Foley, Steve	12
T Lanier, Ken	1	S Harden, Mike	4
T Minor, Claudie	13	S Thompson, Billy	16
T Studdard, Dave	16		
G Glassic, Tom	16		
G Howard, Paul	15		

1981 COACHES

Dan Reeves (Head Coach), **Joe Collier** (Defensive Coordinator), **Rod Dowhower** (Wide Receivers), **Jerry Frei** (Offensive Line), **Reed Johnson** (Special Teams), **Stan Jones** (Defensive Line), **Charlie Lee** (Running Backs), **Richie McCabe** (Defensive Backs), **Nick Nicolau** (Special Assistant), **Fran Polsfoot** (Tight Ends), **Bob Zeman** (Linebackers).

1981 LEADERS / RANKINGS

INDIVIDUAL	PLAYER ..... NO.	AFC RANK	NFL RANK	NFL LEADER ..... NO.
Points	Steinfort 87	6	15t	Murray (DET)/Septien (DAL) ...121
Rushing Yards	Parros 749	12	24	Rogers (NO) 1,674
Passing Yards	Morton 3,195	6	11	Fouts (SD) 4,802
Passer Rating	Morton 90.6	2t	2t	Anderson (CIN) 98.4
Receiving Yards	Watson 1,244	1t	3t	Jenkins (ATL) 1,358
Receptions	Watson 60	13	24	Winslow (SD) 88
Interceptions	Foley 5	6t	21t	Walls (DAL) 11

OFFENSE ..... NO.	AFC RANK	NFL RANK	NFL LEADER ..... NO.
Points Per Game 20.1	9	17	San Diego 29.9
Total Yards Per Game 339.1	7	14	San Diego 421.5
Yards Per Play 5.1	7t	14t	San Diego 6.0
Rushing Yards Per Game 118.4	11	21	Detroit 174.7
Net Passing Yards Per Game 220.7	5	8	San Diego 296.2

DEFENSE ..... NO.	AFC RANK	NFL RANK	NFL LEADER ..... NO.
Points Per Game 18.1	4	9	Philadelphia 13.8
Total Yards Per Game 304.9	2	6	Philadelphia 277.9
Yards Per Play 4.9	3t	9t	New York Giants 4.2
Rushing Yards Per Game 125.3	7	13	Detroit 101.4
Net Passing Yards Per Game 179.6	2	5	Philadelphia 168.5

1981 KEY AWARDS

Pro Bowl (4): LB Randy Gradishar, LB Bob Swenson, S Billy Thompson, WR Steve Watson. **AP All-Pro (2):** LB Randy Gradishar (second team), LB Bob Swenson (first team).

1981 NFL STANDINGS

AFC EAST

Team	W	L	T	Pct	PF	PA
y-Miami	11	4	1	.719	345	275
x-New York Jets	10	5	1	.656	355	287
x-Buffalo	10	6	0	.625	311	276
New England	2	14	0	.125	322	370
Baltimore	2	14	0	.125	259	533

AFC CENTRAL

Team	W	L	T	Pct	PF	PA
*y-Cincinnati	12	4	0	.750	421	304
Pittsburgh	8	8	0	.500	356	297
Houston	7	9	0	.438	281	355
Cleveland	5	11	0	.313	276	375

AFC WEST

Team	W	L	T	Pct	PF	PA
y-San Diego	10	6	0	.625	478	390
Denver	**10**	**6**	**0**	**.625**	**321**	**289**
Kansas City	9	7	0	.563	343	290
Oakland	7	9	0	.438	273	343
Seattle	6	10	0	.375	322	388

NFC EAST

Team	W	L	T	Pct	PF	PA
y-Dallas	12	4	0	.750	367	277
x-Philadelphia	10	6	0	.625	368	221
x-New York Giants	9	7	0	.563	295	257
Washington	8	8	0	.500	347	349
St. Louis	7	9	0	.438	315	408

NFC CENTRAL

Team	W	L	T	Pct	PF	PA
y-Tampa Bay	9	7	0	.563	315	268
Detroit	8	8	0	.500	397	322
Green Bay	8	8	0	.500	324	361
Minnesota	7	9	0	.438	325	369
Chicago	6	10	0	.375	253	324

NFC WEST

Team	W	L	T	Pct	PF	PA
*y-San Francisco	13	3	0	.813	357	250
Atlanta	7	9	0	.438	426	355
Los Angeles	6	10	0	.375	303	351
New Orleans	4	12	0	.250	207	378

*x – Wild Card Qualifier; y – Division Title; * – Home-field Advantage*

WILD CARD PLAYOFF GAMES

12/27 – Buffalo 31, at New York Jets 27
12/27 – New York Giants 27, at Philadelphia 21

DIVISIONAL PLAYOFF GAMES

1/2 – San Diego 41, at Miami 38 (OT)
1/2 – at Dallas 38, Tampa Bay 0
1/3 – at Cincinnati 28, Buffalo 21
1/3 – at San Francisco 38, New York Giants 24

CONFERENCE CHAMPIONSHIPS

1/10 – at Cincinnati 27, San Diego 7
1/10 – at San Francisco 28, Dallas 27

SUPER BOWL XVI (PONTIAC, MICH.)

1/24 – San Francisco 26, Cincinnati 21

1980 FINAL STATISTICS (8-8)

Head Coach: Red Miller **AFC West**: 4th **Home Stadium**: Mile High Stadium

Date	W-L	Score	Opponent	Attendance
Sept 7	L	6-27	at Philadelphia	70,307
Sept 14	W	41-20	Dallas	74,919
Sept 21	L	13-30	San Diego	74,970
Sept 29	L	14-23	at New England	59,602
Oct 5	W	19-16	at Cleveland	81,065
Oct 13	W	20-17	Washington	74,657
Oct 19	L	17-23	Kansas City	74,459
Oct 26	W	14-9	at New York Giants	67,598
Nov 2	L	16-20	Houston	74,717
Nov 9	W	20-13	at San Diego	51,435
Nov 16	W	31-24	New York Jets	72,114
Nov 23	W	36-20	Seattle	73,274
Dec 1	L	3-9	at Oakland	51,583
Dec 7	L	14-31	at Kansas City	40,237
Dec 14	L	21-24	Oakland	73,974
Dec 21	W	25-17	at Seattle	51,853

TEAM STATISTICS	Den	Opp
TOTAL FIRST DOWNS	286	303
Rushing	107	125
Passing	158	158
Penalty	21	20
3RD DOWN: MADE/ATT	84/223	91/228
3rd Down Pct.	37.7	39.9
TOTAL NET YARDS	4642	5242
Avg. Per Game	290.1	327.6
Total Plays	992	1043
Avg. Per Play	4.7	5.0
NET YARDS RUSHING	1865	2117
Avg. Per Game	116.6	132.3
Total Rushes	480	554
NET YARDS PASSING	2777	3125
Avg. Per Game	173.6	195.3
Sacked/Yards Lost	44/330	39/324
Gross Yards	3107	3449
Att./Completions	467/262	449/270
Completion Pct.	56.1	60.1
Had Intercepted	25	16
Average per Pass Play	5.4	6.4
PUNTS/AVERAGE	70/43.9	70/41.6
NET PUNTING AVG	35.9	34.1
TOTAL RETURN YARDAGE	2041	2021
Punt Returns/Average	42/9.7	52/8.5
Kickoff Returns/Average	62/20.8	55/21.6
Intercept. Ret./Average	16/21.4	25/15.6
PENALTIES/YARDS	93/899	101/850
FUMBLES/BALL LOST	25/12	26/12
TOUCHDOWNS	33	34
Rushing	16	10
Passing	14	20
Returns	3	4
Extra Points Made/Attempts	32/33	32/34
Field Goals Made/Attempts	26/34	29/40
TOTAL POINTS	310	323

SCORE BY PERIODS	1	2	3	4	OT	Total
BRONCOS	63	90	86	71	0	310
OPPONENTS	39	158	38	88	0	323

SCORING	TD	Ru	Pa	Rt	PAT	FG	S	PTS
Steinfort	0	0	0	0	32/33	26/34	0	110
Odoms	6	0	6	0	0/0	0/0	0	36
Moses	4	0	4	0	0/0	0/0	0	24
Preston	4	4	0	0	0/0	0/0	0	24
Armstrong	4	4	0	0	0/0	0/0	0	24
Robinson	3	3	0	0	0/0	0/0	0	18
Upchurch	3	0	3	0	0/0	0/0	0	18
Jensen	3	2	1	0	0/0	0/0	0	18
Lytle	1	1	0	0	0/0	0/0	0	6
Morton	1	1	0	0	0/0	0/0	0	6
Gradishar	1	0	0	1	0/0	0/0	0	6
Latimer	1	0	0	1	0/0	0/0	0	6
Keyworth	1	1	0	0	0/0	0/0	0	6
Thompson	1	0	0	1	0/0	0/0	0	6
Jones	0	0	0	0	0/0	0/0	1	2
BRONCOS	**33**	**16**	**14**	**3**	**32/33**	**26/34**	**1**	**310**
OPPONENTS	**34**	**10**	**20**	**4**	**32/34**	**29/40**	**0**	**323**

RUSHING	No.	Yds.	Avg.	Long	TD
Jensen	101	476	4.7	32	2
Armstrong	106	470	4.4	20	4
Preston	111	385	3.5	19	4
Lytle	57	223	3.9	35	1
Keyworth	38	127	3.3	14	1
McCutcheon	12	52	4.3	12	0
Upchurch	5	49	9.8	21	0
Robinson	21	47	2.2	22	3
Morton	21	29	1.4	9	1
Moorehead	2	7	3.5	4	0
Knapple	6	0	0.0	9	0
BRONCOS	**480**	**1865**	**3.9**	**35**	**16**
OPPONENTS	**554**	**2117**	**3.8**	**55**	**10**

RECEIVING	No.	Yds.	Avg.	Long	TD
Jensen	49	377	7.7	28	1
Upchurch	46	605	13.2	35	3
Odoms	39	590	15.1	30	6
Moses	38	674	17.7	33	4
Preston	35	309	8.8	36	0
Lytle	18	177	9.8	37	0
Keyworth	15	87	5.8	22	0
Armstrong	7	23	3.3	8	0
Watson	6	146	24.3	52	0
Egloff	6	85	14.2	24	0
Brunson	1	15	15.0	15	0
McCutcheon	1	12	12.0	12	0
Larson	1	7	7.0	7	0
BRONCOS	**262**	**3107**	**11.9**	**52**	**14**
OPPONENTS	**270**	**3449**	**12.8**	**56t**	**20**

INTERCEPTIONS	No.	Yds.	Avg.	Long	TD
Foley	4	115	28.8	36	0
Gradishar	2	96	48.0	93t	1
Thompson	2	49	24.5	36	0
Smith	2	3	1.5	3	0
Ryan	1	21	21.0	21	0
Harvey	1	18	18.0	18	0
Latimer	1	15	15.0	15t	1
Evans	1	13	13.0	13	0
Jackson	1	11	11.0	11	0
Nairne	1	2	2.0	2	0
BRONCOS	**16**	**343**	**21.4**	**93t**	**2**
OPPONENTS	**25**	**390**	**15.6**	**68t**	**2**

PUNTING	No.	Yds.	Avg.	TB	In20	Long	B
Prestridge	70	3076	43.9	6	10	57	0
OPPONENTS	**70**	**2914**	**41.6**	**6**	**13**	**64**	**0**

PUNT RETURNS	No.	FC	Yds.	Avg.	Long	TD
Upchurch	37	6	353	9.5	34	0
Harden	2	0	36	18.0	23	0
Brunson	2	0	12	6.0	12	0
Preston	1	0	7	7.0	7	0
BRONCOS	**42**	**6**	**408**	**9.7**	**34**	**0**
OPPONENTS	**52**	**4**	**443**	**8.5**	**75t**	**1**

KICKOFF RETURNS	No.	Yds.	Avg.	Long	TD
Brunson	40	923	23.1	53	0
Harden	12	214	17.8	35	0
Preston	5	106	21.2	26	0
Lytle	1	19	19.0	19	0
Moorehead	1	18	18.0	18	0
Jensen	1	5	5.0	5	0
Watson	1	5	5.0	5	0
Ryan	1	0	0.0	0	0
BRONCOS	**62**	**1290**	**20.8**	**53**	**0**
OPPONENTS	**55**	**1188**	**21.6**	**38**	**0**

FIELD GOAL BREAKDOWN

Distance	1-19	20-29	30-39	40-49	50+	Total
Steinfort	2/2	5/5	4/5	10/14	5/8	26/34
OPPONENTS	**2/2**	**9/11**	**10/14**	**7/9**	**1/4**	**29/40**

SACKS: Jones 11.5, Boyd 9, T. Jackson 5.5, Chavous 4.5, Carter 3.5, Manor 2, Latimer 1, Evans 1, Gradishar 1, **TOTAL 39.0**

PASSING	Att.	Comp.	Yds.	Comp.%	Yd./Att.	TD	TD%	Int	Int%	LG	Sack/Lost	Rtg.
Morton	301	183	2150	60.8	7.14	12	4.0	13	4.3	41	26/190	77.8
Robinson	162	78	942	48.1	5.81	2	1.2	12	7.4	52	17/136	39.5
Knapple	4	1	15	25.0	3.75	0	0.0	0	0.0	15	0/0	42.7
McCutcheon	0	0	0	0.0	0.00	0	0.0	0	0.0	0	1/4	39.5
BRONCOS	**467**	**262**	**3107**	**56.1**	**6.65**	**14**	**3.0**	**25**	**5.4**	**52**	**44/330**	**64.0**
OPPONENTS	**449**	**270**	**3449**	**60.1**	**7.68**	**20**	**4.5**	**16**	**3.6**	**56t**	**39/324**	**84.1**

1980 DEFENSIVE STATS

(based on coaches' film review)

	TT	UT	A	S-YDS	I-YDS	FR
1 Gradishar	250	150	100	1-6	2-96	0
2 Evans	170	112	58	1-9	1-13	0
3 T. Jackson	169	106	63	5.5-53	0-0	0
4 Nairne	150	109	41	0-0	1-2	2
5 Thompson	122	81	41	0-0	2-49	0
6 Carter	111	76	35	3.5-36	0-0	2
7 Foley	106	77	29	0-0	4-115	0
8 Chavous	101	55	46	4.5-40	0-0	1
9 Jones	82	47	35	11.5-98	0-0	1
10 Wright	76	59	17	0-0	0-0	2
11 Kyle	72	53	19	0-0	0-0	1
12 Latimer	71	50	21	1-8	1-15	0
13 Manor	64	40	24	2-18	0-0	1
14 Boyd	42	27	15	9-87	0-0	1
15 Rizzo	35	22	13	0-0	0-0	0
16 Ryan	29	18	11	0-0	1-21	0
17 Harvey	27	20	7	0-0	1-18	0
18 Short	24	15	9	0-0	0-0	0
19 B. Jackson	23	17	6	0-0	1-11	0
20 P. Smith	7	5	2	0-0	2-3	0
21 Harden	3	3	0	0-0	0-0	0
TOTALS	**1,734**	**1,142**	**592**	**39-355**	**16-343**	**11**

1980 GAMES STARTED

OFFENSE

QB	Morton, Craig	9
QB	Robinson, Matt	7
RB	Armstrong, Otis	6
RB	Jensen, Jim	13
RB	Keyworth, Jon	3
RB	Preston, Dave	10
WR	Moses, Haven	14
WR	Upchurch, Rick	14
WR	Watson, Steve	1
TE	Egloff, Ron	4
TE	Odoms, Riley	15
C	Bryan, Billy	16
T	Clark, Kelvin	5
T	Minor, Claudie	15
T	Studdard, Dave	12
G	Glassic, Tom	14
G	Howard, Paul	13
G	Hyde, Glenn	5

DEFENSE

DE	Chavous, Barney	16
DE	Jones, Rulon	1
DE	Manor, Brison	15
NT	Carter, Rubin	16
LB	Evans, Larry	12
LB	Gradishar, Randy	16
LB	Jackson, Tom	16
LB	Nairne, Rob	16
LB	Rizzo, Joe	4
CB	Kyle, Aaron	9
CB	Smith, Perry	1
CB	Wright, Louis	15
S	Foley, Steve	16
S	Harvey, Maurice	3
S	Jackson, Bernard	4
S	Thompson, Billy	16

1980 COACHES

Red Miller (Head Coach), **Marv Braden** (Special Teams), **Joe Collier** (Defensive Coordinator), **Whitey Dovell** (Offensive Line), **Rod Dowhower** (Offensive Coordinator), **Stan Jones** (Defensive Line), **Richie McCabe** (Defensive Backs), **Fran Polsfoot** (Wide Receivers), **Paul Roach** (Offensive Backfield), **Bob Zeman** (Linebackers).

1980 LEADERS / RANKINGS

INDIVIDUAL	PLAYER ..... NO.	AFC RANK	NFL RANK	NFL LEADER ..... NO.
Points	Steinfort 110	3	4	Smith (NE) 129
Rushing Yards	Jensen 476	20	39	Campbell (HOU) 1,934
Passing Yards	Morton 2,150	12	24	Fouts (SD) 4,715
Passer Rating	Morton 77.8	3	10	Sipe (CLE) 91.4
Receiving Yards	Moses 674	21	37	Jefferson (SD) 1,340
Receptions	Jensen 49	14t	23t	Winslow (SD) 89
Interceptions	Foley 4	7t	7t	Hayes (OAK) 13

OFFENSE ..... NO.	AFC RANK	NFL RANK	NFL LEADER ..... NO.
Points Per Game 19.4	9	16	Dallas 28.4
Total Yards Per Game 290.1	12	25	San Diego 400.6
Yards Per Play 4.7	10	21t	San Diego 5.6
Rushing Yards Per Game 116.6	12	20	Los Angeles 174.9
Net Passing Yards Per Game 173.6	10	18	San Diego 283.2

DEFENSE ..... NO.	AFC RANK	NFL RANK	NFL LEADER ..... NO.
Points Per Game 20.2	8	16	Philadelphia 13.9
Total Yards Per Game 327.6	10	15	Buffalo 256.3
Yards Per Play 5.0	9t	15t	Philadelphia 4.3
Rushing Yards Per Game 132.3	12	20	Philadelphia 101.1
Net Passing Yards Per Game 195.3	9	15	Washington 156.5

1980 KEY AWARDS

All-Pro (2): LB Randy Gradishar (*The Sporting News*), K Fred Steinfort (*Pro Football Weekly*, *The Sporting News*). ***Pro Football Weekly* Golden Toe Award:** K Fred Steinfort.

1980 NFL STANDINGS

AFC EAST

Team	W	L	T	Pct	PF	PA
y-Buffalo	11	5	0	.688	320	260
New England	10	6	0	.625	441	325
Miami	8	8	0	.500	266	305
Baltimore	7	9	0	.438	355	387
New York Jets	4	12	0	.250	302	395

AFC CENTRAL

Team	W	L	T	Pct	PF	PA
y-Cleveland	11	5	0	.688	357	310
x-Houston	11	5	0	.688	295	251
Pittsburgh	9	7	0	.563	352	313
Cincinnati	6	10	0	.375	244	312

AFC WEST

Team	W	L	T	Pct	PF	PA
*y-San Diego	11	5	0	.688	418	327
x-Oakland	11	5	0	.688	364	306
Kansas City	8	8	0	.500	319	336
Denver	**8**	**8**	**0**	**.500**	**310**	**323**
Seattle	4	12	0	.250	291	408

NFC EAST

Team	W	L	T	Pct	PF	PA
y-Philadelphia	12	4	0	.750	384	222
x-Dallas	12	4	0	.750	454	311
Washington	6	10	0	.375	261	293
St. Louis	5	11	0	.313	299	350
New York Giants	4	12	0	.250	249	425

NFC CENTRAL

Team	W	L	T	Pct	PF	PA
y-Minnesota	9	7	0	.563	317	308
Detroit	9	7	0	.563	334	272
Chicago	7	9	0	.438	304	264
Tampa Bay	5	10	1	.344	271	341
Green Bay	5	10	1	.344	231	371

NFC WEST

Team	W	L	T	Pct	PF	PA
*y-Atlanta	12	4	0	.750	405	272
x-Los Angeles	11	5	0	.688	424	289
San Francisco	6	10	0	.375	320	415
New Orleans	1	15	0	.063	291	487

*x – Wild Card Qualifier; y – Division Title; * – Home-field Advantage*

WILD CARD PLAYOFF GAMES

12/28 – at Oakland 27, Houston 7
12/28 – at Dallas 34, Los Angeles 13

DIVISIONAL PLAYOFF GAMES

1/3 – at San Diego 20, Buffalo 14
1/3 – at Philadelphia 31, Minnesota 16
1/4 – Oakland 14, at Cleveland 12
1/4 – Dallas 30, at Atlanta 27

CONFERENCE CHAMPIONSHIPS

1/11 – Oakland 34, at San Diego 27
1/11 – at Philadelphia 20, Dallas 7

SUPER BOWL XV (NEW ORLEANS)

1/25 – Oakland 27, Philadelphia 10

1979 FINAL STATISTICS (10-6)

Head Coach: Red Miller **AFC West**: 2nd **Home Stadium**: Mile High Stadium

Date	W-L	Score	Opponent	Attendance
Sept 2	W	10-0	Cincinnati	74,788
Sept 6	L	9-13	Los Angeles	74,884
Sept 16	W	20-17	at Atlanta (OT)	57,677
Sept 23	W	37-34	Seattle	74,879
Sept 30	L	3-27	at Oakland	52,632
Oct 7	W	7-0	San Diego	74,997
Oct 14	W	24-10	at Kansas City	74,292
Oct 22	L	7-42	at Pittsburgh	49,699
Oct 28	W	20-3	Kansas City	74,908
Nov 4	W	10-3	New Orleans	74,482
Nov 11	W	45-10	New England	74,379
Nov 18	W	38-28	at San Francisco	42,910
Nov 25	L	10-14	Oakland	74,186
Dec 2	W	19-16	at Buffalo	37,886
Dec 8	L	23-28	at Seattle	60,038
Dec 17	L	7-17	at San Diego	51,906

TEAM STATISTICS	Den	Opp
TOTAL FIRST DOWNS	306	273
Rushing	130	100
Passing	149	146
Penalty	27	27
3RD DOWN: MADE/ATT	77/222	95/248
3rd Down Pct.	34.7	38.3
TOTAL NET YARDS	5142	4852
Avg. Per Game	321.4	303.3
Total Plays	1044	1033
Avg. Per Play	4.9	4.7
NET YARDS RUSHING	2040	1693
Avg. Per Game	127.5	105.8
Total Rushes	524	502
NET YARDS PASSING	3102	3159
Avg. Per Game	193.9	197.4
Sacked/Yards Lost	44/331	19/162
Gross Yards	3433	3321
Att./Completions	476/260	512/296
Completion Pct.	54.6	57.8
Had Intercepted	23	19
PUNTS/AVERAGE	89/39.9	88/42.1
NET PUNTING AVG	33.0	34.1
PENALTIES/YARDS	116/1006	118/1033
FUMBLES/BALL LOST	35/18	30/19
TOUCHDOWNS	36	31
Rushing	13	16
Passing	18	11
Returns	5	4
TOTAL POINTS	289	262

SCORE BY PERIODS	1	2	3	4	OT	Total
BRONCOS	64	83	99	40	3	289
OPPONENTS	37	107	44	74	0	262

SCORING	TD	Ru	Pa	Rt	PAT	FG	S	PTS
Turner	0	0	0	0	32/34	13/21	0	71
Upchurch	7	0	7	0	0/0	0/0	0	42
Moses	6	0	6	0	0/0	0/0	0	36
Lytle	4	4	0	0	0/0	0/0	0	24
Weese	3	3	0	0	0/0	0/0	0	18
Armstrong	3	2	1	0	0/0	0/0	0	18
Preston	2	1	1	0	0/0	0/0	0	12
Jensen	2	1	1	0	0/0	0/0	0	12
Morton	1	1	0	0	0/0	0/0	0	6
Keyworth	1	1	0	0	0/0	0/0	0	6
Odoms	1	0	1	0	0/0	0/0	0	6
Studdard	1	0	1	0	0/0	0/0	0	6
Swenson	1	0	0	1	0/0	0/0	0	6
Nairne	1	0	0	1	0/0	0/0	0	6
Thompson	1	0	0	1	0/0	0/0	0	6
Wright	1	0	0	1	0/0	0/0	0	6
Carter	1	0	0	1	0/0	0/0	0	6
TEAM	0	0	0	0	0/0	0/0	1	2
BRONCOS	**36**	**13**	**18**	**5**	**32/34**	**13/21**	**1**	**289**
OPPONENTS	**31**	**16**	**11**	**4**	**31/31**	**15/26**	**0**	**262**

RUSHING	No.	Yds.	Avg.	Long	TD
Armstrong	108	453	4.2	26	2
Jensen	106	400	3.8	30	1
Lytle	102	371	3.6	19	4
Keyworth	81	323	4.0	17	1
Preston	43	169	3.9	18	1
Canada	36	143	4.0	17	0
Weese	18	116	6.4	20	3
Prestridge	1	29	29.0	29	0
Morton	23	13	0.6	7	1
Upchurch	3	17	5.7	18	0
Dixon	3	9	3.0	7	0
Odoms	1	-7	-7.0	-7	0
BRONCOS	**525**	**2036**	**3.8**	**30**	**13**
OPPONENTS	**502**	**1693**	**3.4**	**72**	**16**

RECEIVING	No.	Yds.	Avg.	Long	TD
Upchurch	64	937	14.6	47	7
Moses	54	943	17.5	64t	6
Odoms	40	638	16.0	45	1
Jensen	19	144	7.6	25t	1
Preston	19	137	7.2	19	1
Keyworth	18	132	7.3	18	0
Armstrong	14	138	9.9	17	1
Lytle	13	93	7.2	12	0
Watson	6	83	13.8	22	0
Egloff	5	70	14.0	22	0
Dolbin	3	74	24.7	45	0
Canada	3	36	12.0	15	0
Turner	1	6	6.0	6	0
Studdard	1	2	2.0	2t	1
BRONCOS	**260**	**3433**	**13.2**	**64t**	**18**
OPPONENTS	**296**	**3321**	**11.2**	**65**	**11**

INTERCEPTIONS	No.	Yds.	Avg.	Long	TD
Foley	6	14	2.3	7	0
Thompson	4	57	14.3	28	0
Swenson	3	0	0.0	0	0
Rizzo	2	25	12.5	25	0
Wright	2	20	10.0	15	0
T. Jackson	1	34	34.0	34	0
West	1	26	26.0	26	0
B. Jackson	0	*13	—	13	0
BRONCOS	**19**	**189**	**9.9**	**34**	**0**
OPPONENTS	**23**	**291**	**12.7**	**50t**	**1**

*return yardage gained by lateral

PUNTING	No.	Yds.	Avg.	TB	In20	Long	B
Prestridge	89	3555	39.9	7	17	63	0
OPPONENTS	**88**	**3705**	**42.1**	**15**	**20**	**62**	**0**

PUNT RETURNS	No.	FC	Yds.	Avg.	Long	TD
Upchurch	30	5	304	10.1	44	0
Preston	7	1	78	11.1	22	0
Pane	5	3	20	4.0	10	0
West	1	0	-1	-1.0	-1	0
BRONCOS	**43**	**9**	**401**	**9.3**	**44**	**0**
OPPONENTS	**52**	**11**	**480**	**9.2**	**33**	**0**

KICKOFF RETURNS	No.	Yds.	Avg.	Long	TD
Pane	18	354	19.7	30	0
Preston	13	336	25.8	37	0
Upchurch	5	79	15.8	26	0
B. Jackson	4	53	13.3	21	0
Dixon	3	53	17.7	24	0
Canada	3	31	10.3	18	0
Grant	1	25	25.0	25	0
Armstrong	1	21	21.0	21	0
Kinney	1	14	14.0	14	0
Egloff	1	0	0.0	0	0
BRONCOS	**50**	**966**	**19.3**	**37**	**0**
OPPONENTS	**57**	**1173**	**20.6**	**85t**	**1**

FIELD GOAL BREAKDOWN

Distance	1-19	20-29	30-39	40-49	50+	Total
Turner	1/1	7/9	4/8	1/3	0/0	13/21
OPPONENTS	**0/0**	**9/10**	**4/7**	**2/8**	**0/1**	**15/26**

TURNER: (37N,37G) () (24G,32N,24G) (27G) (32N, 19G) () (28G,40B) () () (27G,37N) (49G) (32G) (30G) (23G,22N,28N,32G) (41N,29G) ()

SACKS: Manor 6.5, Chavous 4, T. Jackson 3.5, Evans 1.5, Latimer 1, Radford 1, Thompson 1, Grant 1, **TOTAL 19.0**

PASSING	Att.	Comp.	Yds.	Comp.%	Yd./Att.	TD	TD%	Int	Int%	LG	Sack/Lost	Rtg.
Morton	370	204	2626	55.1	7.10	16	4.3	19	5.1	64t	31/245	70.6
Weese	97	53	731	54.6	7.54	1	1.0	3	3.1	50	13/86	69.4
Penrose	5	2	44	40.0	8.80	0	0.0	1	20.0	29	0/0	70.3
Keyworth	1	1	32	100.0	32.00	1	100.0	0	0.0	32t	0/0	158.3
Preston	1	0	0	0.0	0.00	0	0.0	0	0.0	0	0/0	39.5
Upchurch	1	0	0	0.0	0.00	0	0.0	0	0.0	0	0/0	39.5
Prestridge	1	0	0	0.0	0.00	0	0.0	0	0.0	0	0/0	39.5
BRONCOS	**476**	**260**	**3433**	**54.6**	**7.21**	**18**	**3.8**	**23**	**4.8**	**64t**	**44/331**	**70.3**
OPPONENTS	**512**	**296**	**3321**	**57.8**	**6.49**	**11**	**2.1**	**19**	**3.7**	**65**	**19/162**	**68.8**

1979 DEFENSIVE STATS

(based on coaches' film review)

	TT	UT	A	S-YDS	I-YDS	FR
1 Gradishar	235	146	89	0-0	0-0	1
2 Swenson	163	110	53	0-0	3-0	4
3 Chavous	122	82	40	4-31	0-0	0
4 Rizzo	121	85	36	0-0	2-25	1
5 T. Jackson	107	71	36	3.5-25	1-34	2
6 Manor	102	72	30	6.5-59	0-0	1
7 Thompson	101	74	27	1-9	4-57	1
8 Carter	91	46	45	0-0	0-0	2
9 Wright	90	73	17	0-0	2-20	0
10 Foley	79	62	17	0-0	6-14	1
11 Grant	66	43	23	0.5-7	0-0	1
12 Latimer	64	44	20	1-9	0-0	1
13 Evans	59	46	13	1.5-15	0-0	0
West	59	37	22	0-0	1-26	1
15 B. Jackson	56	34	22	0-0	0-0	0
16 Nairne	46	32	14	0-0	0-0	0
17 Radford	17	9	8	1-6	0-0	1
18 Pane	6	4	2	0-0	0-0	0
19 Ryan	5	4	1	0-0	0-0	1
20 Lathrop	1	1	0	0-0	0-0	0
TOTALS	**1,590**	**1,075**	**515**	**19-161**	**19-189**	**18**

1979 GAMES STARTED

OFFENSE			DEFENSE		
QB	Morton, Craig	10	DE	Chavous, Barney	16
QB	Weese, Norris	6	DE	Manor, Brison	16
RB	Armstrong, Otis	1	NT	Carter, Rubin	15
RB	Jensen, Jim	7	NT	Latimer, Don	1
RB	Keyworth, Jon	9	LB	Evans, Larry	4
RB	Lytle, Rob	12	LB	Gradishar, Randy	15
RB	Preston, Dave	3	LB	Jackson, Tom	13
WR	Moses, Haven	16	LB	Nairne, Rob	4
WR	Upchurch, Rick	16	LB	Rizzo, Joe	12
TE	Egloff, Ron	4	LB	Swenson, Bob	16
TE	Odoms, Riley	12	CB	Foley, Steve	16
C	Bryan, Billy	16	CB	Wright, Louis	16
T	Minor, Claudie	16	S	Jackson, Bernard	9
T	Studdard, Dave	16	S	Thompson, Billy	16
G	Glassic, Tom	16	S	West, Charlie	7
G	Howard, Paul	16			

1979 COACHES

Red Miller (Head Coach), **Marv Braden** (Special Teams), **Joe Collier** (Defensive Coordinator), **Whitey Dovell** (Offensive Line), **Stan Jones** (Defensive Line), **Richie McCabe** (Defensive Backs), **Babe Parilli** (Quarterbacks), **Fran Polsfoot** (Wide Receivers), **Paul Roach** (Offensive Backfield), **Bob Zeman** (Linebackers).

1979 LEADERS / RANKINGS

INDIVIDUAL	PLAYER ....NO.	AFC RANK	NFL RANK	NFL LEADER ....NO.
Points	Turner 71	11	18	Smith (NE) 115
Rushing Yards	Armstrong 453	22	44	Campbell (HOU) 1,697
Passing Yards	Morton 2,626	10	16	Fouts (SD) 4,082
Passer Rating	Morton 70.7	11	16	Staubach (DAL) 92.3
Receiving Yards	Moses 943	9	15	Largent (SEA) 1,237
Receptions	Upchurch 64	5	9	Washington (BAL) 82
Interceptions	Foley 6	4t	6t	Reinfeldt (HOU) 12

OFFENSE ....NO.	AFC RANK	NFL RANK	NFL LEADER ....NO.
Points Per Game 18.1	11	20	Pittsburgh 26.0
Total Yards Per Game 321.4	8	12	Pittsburgh 391.1
Yards Per Play 4.9	6	9	Pittsburgh 5.8
Rushing Yards Per Game 127.5	9	18	New York Jets 165.4
Net Passing Yards Per Game 193.9	9	13	San Diego 244.7

DEFENSE ....NO.	AFC RANK	NFL RANK	NFL LEADER ....NO.
Points Per Game 16.4	3t	5t	Tampa Bay 14.8
Total Yards Per Game 303.3	5	10	Tampa Bay 246.8
Yards Per Play 4.7	5	11	Tampa Bay 3.9
Rushing Yards Per Game 105.8	1	1	Denver 105.8
Net Passing Yards Per Game 197.4	11	23	Tampa Bay 129.8

1979 KEY AWARDS

Pro Bowl (4): LB Randy Gradishar, LB Tom Jackson, WR Rick Upchurch, CB Louis Wright. **AP All-Pro (3):** LB Randy Gradishar (second team), WR Rick Upchurch (second team), CB Louis Wright (first team).

1979 NFL STANDINGS

AFC EAST

Team	W	L	T	Pct	PF	PA
y-Miami	10	6	0	.625	341	257
New England	9	7	0	.563	411	326
New York Jets	8	8	0	.500	337	383
Buffalo	7	9	0	.438	268	279
Baltimore	5	11	0	.313	271	351

AFC CENTRAL

Team	W	L	T	Pct	PF	PA
y-Pittsburgh	12	4	0	.750	416	262
x-Houston	11	5	0	.688	362	331
Cleveland	9	7	0	.563	359	352
Cincinnati	4	12	0	.250	337	421

AFC WEST

Team	W	L	T	Pct	PF	PA
*y-San Diego	12	4	0	.750	411	246
x-Denver	**10**	**6**	**0**	**.625**	**289**	**262**
Seattle	9	7	0	.563	378	372
Oakland	9	7	0	.563	365	337
Kansas City	7	9	0	.438	238	262

NFC EAST

Team	W	L	T	Pct	PF	PA
*y-Dallas	11	5	0	.688	371	313
x-Philadelphia	11	5	0	.688	339	282
Washington	10	6	0	.625	348	295
New York Giants	6	10	0	.375	237	323
St. Louis	5	11	0	.313	307	358

NFC CENTRAL

Team	W	L	T	Pct	PF	PA
y-Tampa Bay	10	6	0	.625	273	237
x-Chicago	10	6	0	.625	306	249
Minnesota	7	9	0	.438	259	337
Green Bay	5	11	0	.313	246	316
Detroit	2	14	0	.125	219	365

NFC WEST

Team	W	L	T	Pct	PF	PA
y-Los Angeles	9	7	0	.563	323	309
New Orleans	8	8	0	.500	370	360
Atlanta	6	10	0	.375	300	388
San Francisco	2	14	0	.125	308	416

*x – Wild Card Qualifier; y – Division Title; * – Home-field Advantage*

WILD CARD PLAYOFF GAMES

12/23 – at Houston 13, Denver 7

12/23 – at Philadelphia 27, Chicago 17

DIVISIONAL PLAYOFF GAMES

12/29 – Houston 17, at San Diego 14

12/29 – at Tampa Bay 24, Philadelphia 17

12/30 – at Pittsburgh 34, Miami 14

12/30 – Los Angeles 21, at Dallas 19

CONFERENCE CHAMPIONSHIPS

1/6 – at Pittsburgh 27, Houston 13

1/6 – Los Angeles 9, at Tampa Bay 0

SUPER BOWL XIV (PASADENA, CALIF.)

1/20 – Pittsburgh 31, Los Angeles 19

1978 FINAL STATISTICS (10-6)

Head Coach: Red Miller **AFC West**: 1st **Home Stadium**: Mile High Stadium

Date	W-L	Score	Opponent	Attendance
Sept 3	W	14-6	Oakland	74,904
Sept 11	L	9-12	at Minnesota (OT)	46,508
Sept 17	W	27-14	San Diego	74,983
Sept 24	W	23-17	at Kansas City (OT)	60,593
Oct 1	W	28-7	Seattle	74,989
Oct 8	L	0-23	at San Diego	50,077
Oct 16	W	16-7	Chicago	75,008
Oct 22	L	6-7	at Baltimore	54,057
Oct 29	W	20-17	at Seattle (OT)	62,948
Nov 5	L	28-31	New York Jets	74,983
Nov 12	W	19-7	at Cleveland	70,856
Nov 19	W	16-3	Green Bay	74,965
Nov 23	L	14-17	at Detroit	71,785
Dec 3	W	21-6	at Oakland	53,932
Dec 10	W	24-3	Kansas City	74,149
Dec 16	L	17-21	Pittsburgh	74,104

TEAM STATISTICS	Den	Opp
TOTAL FIRST DOWNS	294	251
Rushing	129	106
Passing	137	120
Penalty	28	25
3RD DOWN: MADE/ATT	81/226	88/249
3rd Down Pct.	35.8	35.3
TOTAL NET YARDS	4829	4448
Avg. Per Game	301.8	278.0
Total Plays	1039	1016
Avg. Per Play	4.6	4.4
NET YARDS RUSHING	2451	1979
Avg. Per Game	143.2	123.7
Total Rushes	601	549
NET YARDS PASSING	2378	2469
Avg. Per Game	148.6	154.3
Sacked/Yards Lost	48/332	30/243
Gross Yards	2710	2712
Att./Completions	391/217	438/246
Completion Pct.	55.5	56.2
Had Intercepted	17	31
PUNTS/AVERAGE	96/36.4	88/39.9
NET PUNTING AVG	32.8	29.9
PENALTIES/YARDS	132/1092	114/894
FUMBLES/BALL LOST	28/17	28/13
TOUCHDOWNS	36	21
Rushing	15	12
Passing	17	9
Returns	4	0
TOTAL POINTS	282	198

SCORE BY PERIODS	1	2	3	4	OT	Total
BRONCOS	58	55	71	89	9	282
OPPONENTS	44	75	50	26	3	198

SCORING	TD	Ru	Pa	Rt	PAT	FG	S	PTS
Turner	0	0	0	0	31/35	11/22	0	64
Odoms	6	0	6	0	0/0	0/0	0	36
Perrin	5	4	1	0	0/0	0/0	0	30
Moses	5	0	5	0	0/0	0/0	0	30
Keyworth	4	3	1	0	0/0	0/0	0	24
Canada	3	3	0	0	0/0	0/0	0	18
Armstrong	2	1	1	0	0/0	0/0	0	12
Upchurch	2	0	1	1	0/0	0/0	0	12
Lytle	2	2	0	0	0/0	0/0	0	12
Preston	2	1	1	0	0/0	0/0	0	12
Weese	1	1	0	0	0/0	0/0	0	6
Thompson	1	0	0	1	0/0	0/0	0	6
Gradishar	1	0	0	1	0/0	0/0	0	6
T. Jackson	1	0	0	1	0/0	0/0	0	6
Egloff	1	0	1	0	0/0	0/0	0	6
Alzado	0	0	0	0	0/0	0/0	1	2
BRONCOS	**36**	**15**	**17**	**4**	**31/35**	**11/22**	**1**	**282**
OPPONENTS	**21**	**12**	**9**	**0**	**21/21**	**17/27**	**0**	**198**

RUSHING	No.	Yds.	Avg.	Long	TD
Perrin	108	455	4.2	28	4
Keyworth	112	444	4.0	30	3
Armstrong	112	381	3.4	20	1
Canada	79	365	4.6	47	3
Lytle	81	341	4.2	25	2
Preston	66	296	4.5	16	1
Morton	17	71	4.2	12	0
Weese	17	48	2.8	8	1
Upchurch	5	31	6.2	11	0
Foley	1	14	14.0	14	0
Odoms	2	5	2.5	7	0
Penrose	1	0	0.0	0	0
BRONCOS	**601**	**2451**	**4.0**	**47**	**15**
OPPONENTS	**549**	**1979**	**3.6**	**76**	**12**

RECEIVING	No.	Yds.	Avg.	Long	TD
Odoms	54	829	15.4	42t	6
Moses	37	744	20.1	42	5
Dolbin	24	284	11.8	21	0
Preston	24	199	8.3	21	1
Keyworth	21	166	7.9	20	1
Upchurch	17	210	12.4	29t	1
Armstrong	12	98	8.2	19	1
Perrin	10	54	5.4	13	1
Canada	6	37	6.2	12	0
Lytle	6	37	6.2	10	0
Egloff	4	33	8.3	15	1
Kinney	1	23	23.0	23	0
Turner	1	-4	-4.0	-4	0
BRONCOS	**217**	**2710**	**12.4**	**42t**	**17**
OPPONENTS	**246**	**2712**	**11.0**	**75t**	**9**

INTERCEPTIONS	No.	Yds.	Avg.	Long	TD
B. Jackson	6	128	21.2	38	0
Foley	6	84	14.0	30	0
Gradishar	4	19	4.8	8	0
Thompson	4	0	0.0	0	0
T. Jackson	3	28	9.3	28t	1
Rizzo	3	10	3.3	10	0
Turk	2	36	18.0	22	0
Wright	2	2	1.0	2	0
Swenson	1	0	0.0	0	0
BRONCOS	**31**	**307**	**9.9**	**38**	**1**
OPPONENTS	**17**	**195**	**11.5**	**61**	**0**

PUNTING	No.	Yds.	Avg.	TB	In20	Long	B
Dilts	96	3494	36.4	6	23	73	0
OPPONENTS	**88**	**3510**	**39.9**	**15**	**14**	**60**	**2**

PUNT RETURNS	No.	FC	Yds.	Avg.	Long	TD
Upchurch	36	2	493	13.7	75t	1
Preston	10	0	68	6.8	23	0
West	3	2	20	6.7	12	0
Thompson	1	0	3	3.0	3	0
Pane	1	0	-2	-2.0	1	0
BRONCOS	**51**	**4**	**582**	**11.4**	**75t**	**1**
OPPONENTS	**47**	**21**	**226**	**4.8**	**55**	**0**

KICKOFF RETURNS	No.	Yds.	Avg.	Long	TD
Perrin	12	256	21.3	33	0
B. Jackson	9	209	23.2	40	0
Upchurch	8	222	27.8	41	0
Preston	7	154	22.0	32	0
Keyworth	2	24	12.0	13	0
Pane	1	29	29.0	29	0
West	1	24	24.0	24	0
Schultz	1	20	20.0	20	0
Turk	1	14	14.0	14	0
BRONCOS	**42**	**952**	**22.6**	**41**	**0**
OPPONENTS	**52**	**1223**	**23.5**	**51**	**0**

FIELD GOAL BREAKDOWN

Distance	1-19	20-29	30-39	40-49	50+	Total
Turner	1/1	3/4	3/7	4/8	0/2	11/22
OPPONENTS	**2/3**	**8/9**	**4/7**	**3/8**	**0/0**	**17/27**

SACKS: Alzado 9, Carter 6.5, Chavous 4, T. Jackson 3, Latimer 2, Rizzo 2, Swenson 1.5, Grant 1.5, Nairne 1, Manor 0.5, **TOTAL 31.0**

PASSING	Att.	Comp.	Yds.	Comp.%	Yd./Att.	TD	TD%	Int	Int%	LG	Sack/Lost	Rtg.
Morton	267	146	1802	54.7	6.75	11	4.1	8	3.0	42t	36/238	76.9
Weese	87	55	723	63.2	8.31	4	4.6	5	5.7	31	12/94	80.9
Penrose	37	16	185	43.2	5.00	2	5.4	4	10.8	29	0/0	37.3
BRONCOS	**391**	**217**	**2710**	**55.5**	**6.93**	**17**	**4.3**	**17**	**4.3**	**42t**	**48/332**	**73.6**
OPPONENTS	**438**	**246**	**2712**	**56.2**	**6.19**	**9**	**2.1**	**31**	**7.1**	**75t**	**30/243**	**52.1**

1978 DEFENSIVE STATS

(based on coaches' film review)

	TT	UT	A	S-YDS	I-YDS	FR
1 Gradishar	286	196	90	0-0	4-19	2
2 Swenson	174	104	70	1.5-8	1-0	1
3 Carter	142	83	59	6.5-43	0-0	1
Rizzo	142	78	64	2-0	3-10	1
5 T. Jackson	126	67	59	3-23	3-28	0
6 Chavous	121	66	55	4-35.5	0-0	0
7 Alzado	118	77	41	9-68.5	0-0	0
8 Thompson	107	75	32	0-0	4-0	2
9 B. Jackson	91	60	31	0-0	6-128	0
10 Wright	77	59	18	0-0	2-2	2
11 Foley	56	47	9	0-0	6-84	0
12 Manor	47	29	18	0.5-9	0-0	0
13 Latimer	42	32	10	2-21	0-0	0
14 Nairne	35	19	16	1-8	0-0	0
15 Turk	29	17	12	0-0	2-36	0
Grant	29	16	13	1.5-18	0-0	2
17 Smith	25	11	14	0-0	0-0	1
18 Evans	18	10	8	0-0	0-0	0
19 West	17	6	11	0-0	0-0	0
TOTALS	**1,682**	**1,052**	**630**	**31-234**	**31-307**	**12**

1978 GAMES STARTED

OFFENSE			DEFENSE		
QB	Morton, Craig	13	DE	Alzado, Lyle	16
QB	Penrose, Craig	2	DE	Chavous, Barney	16
QB	Weese, Norris	1	NT	Carter, Rubin	16
RB	Armstrong, Otis	9	LB	Gradishar, Randy	16
RB	Keyworth, Jon	16	LB	Jackson, Tom	16
RB	Lytle, Rob	7	LB	Nairne, Rob	1
WR	Dolbin, Jack	14	LB	Rizzo, Joe	15
WR	Moses, Haven	16	LB	Swenson, Bob	15
TE	Moore, Bob	2	LB	Turk, Godwin	1
TE	Odoms, Riley	16	CB	Foley, Steve	16
C	Bryan, Billy	12	CB	Wright, Louis	16
C	Maples, Bobby	5	S	Jackson, Bernard	16
T	Bain, Bill	1	S	Thompson, Billy	16
T	Minor, Claudie	16			
T	Neville, Tom	15			
G	Glassic, Tom	10			
G	Howard, Paul	13			
G	Hyde, Glenn	5			
G	Schindler, Steve	3			

1978 COACHES

Red Miller (Head Coach), **Marv Braden** (Special Teams), **Joe Collier** (Defensive Coordinator), **Ken Gray** (Offensive Line), **Stan Jones** (Defensive Line), **Richie McCabe** (Defensive Backs), **Babe Parilli** (Quarterbacks), **Fran Polsfoot** (Wide Receivers), **Paul Roach** (Offensive Backfield), **Bob Zeman** (Linebackers).

1978 LEADERS / RANKINGS

INDIVIDUAL	PLAYER ..... NO.	AFC RANK	NFL RANK	NFL LEADER ..... NO.
Points	Turner 64	14	24t	Corral (LA) 118
Rushing Yards	Perrin 455	28	55	Campbell (HOU) 1,450
Passing Yards	Morton 1,802	12	23	Tarkenton (MIN) ...3,468
Passer Rating	Morton 76.9	5	7	Staubach (DAL) 84.9
Receiving Yards	Odoms 829	6	10	Largent (SEA) 1,168
Receptions	Odoms 54	6	12	Young (MIN) 88
Interceptions	Foley/B. Jackson 6	2t	5t	Darden (CLE) 10

OFFENSE ..... NO.	AFC RANK	NFL RANK	NFL LEADER ..... NO.
Points Per Game 17.6	11	15	Dallas 24.0
Total Yards Per Game 301.8	10	14	New England 372.8
Yards Per Play 4.6	12t	16t	New England 5.5
Rushing Yards Per Game 143.2	5	8	New England 197.8
Net Passing Yards Per Game 148.6	9	17	San Diego 222.9

DEFENSE ..... NO.	AFC RANK	NFL RANK	NFL LEADER ..... NO.
Points Per Game 12.4	2	2	Pittsburgh 12.2
Total Yards Per Game 278.0	2	6	Los Angeles 243.3
Yards Per Play 4.4	2	6t	Los Angeles 4.1
Rushing Yards Per Game 123.7	3	6	Dallas 107.6
Net Passing Yards Per Game 154.3	2	8	Buffalo 134.8

1978 KEY AWARDS

Pro Bowl (7): DE Lyle Alzado, LB Randy Gradishar, LB Tom Jackson, TE Riley Odoms, S Billy Thompson, WR Rick Upchurch, CB Louis Wright. **AP All-Pro (5):** DE Lyle Alzado (first team), LB Randy Gradishar (first team), LB Tom Jackson (first team), WR Rick Upchurch (first team), CB Louis Wright (first team). **AP NFL Defensive Player of the Year:** LB Randy Gradishar. **UPI AFC Defensive Player of the Year:** LB Randy Gradishar.

1978 NFL STANDINGS

AFC EAST

Team	W	L	T	Pct	PF	PA
y-New England	11	5	0	.688	358	286
x-Miami	11	5	0	.688	372	254
New York Jets	8	8	0	.500	359	364
Buffalo	5	11	0	.313	302	354
Baltimore	5	11	0	.313	239	421

AFC CENTRAL

Team	W	L	T	Pct	PF	PA
*y-Pittsburgh	14	2	0	.875	356	195
x-Houston	10	6	0	.625	283	298
Cleveland	8	8	0	.500	334	356
Cincinnati	4	12	0	.250	252	284

AFC WEST

Team	W	L	T	Pct	PF	PA
y-Denver	**10**	**6**	**0**	**.625**	**282**	**198**
Oakland	9	7	0	.563	311	283
Seattle	9	7	0	.563	345	358
San Diego	9	7	0	.563	355	309
Kansas City	4	12	0	.250	243	327

NFC EAST

Team	W	L	T	Pct	PF	PA
y-Dallas	12	4	0	.750	384	208
x-Philadelphia	9	7	0	.563	270	250
Washington	8	8	0	.500	273	283
New York Giants	6	10	0	.375	264	298
St. Louis	6	10	0	.375	248	296

NFC CENTRAL

Team	W	L	T	Pct	PF	PA
y-Minnesota	8	7	1	.531	294	306
Green Bay	8	7	1	.531	249	269
Detroit	7	9	0	.438	290	300
Chicago	7	9	0	.438	253	274
Tampa Bay	5	11	0	.313	241	259

NFC WEST

Team	W	L	T	Pct	PF	PA
*y-Los Angeles	12	4	0	.750	316	245
x-Atlanta	9	7	0	.563	240	290
New Orleans	7	9	0	.438	281	298
San Francisco	2	14	0	.125	219	350

*x – Wild Card Qualifier; y – Division Title; * – Home-field Advantage*

WILD CARD PLAYOFF GAMES

12/24 – Houston 17, at Miami 9
12/24 – at Atlanta 14, Philadelphia 13

DIVISIONAL PLAYOFF GAMES

12/30 – at Pittsburgh 33, Denver 10
12/30 – at Dallas 27, Atlanta 20
12/31 – Houston 31, at New England 14
12/31 – at Los Angeles 34, Minnesota 10

CONFERENCE CHAMPIONSHIPS

1/7 – at Pittsburgh 34, Houston 5
1/7 – Dallas 28, at Los Angeles 0

SUPER BOWL XIII (MIAMI)

1/21 – Pittsburgh 35, Dallas 31

1977 FINAL STATISTICS (12-2)

Head Coach: Red Miller **AFC West**: 1st **Home Stadium**: Mile High Stadium

Date	W-L	Score	Opponent	Attendance
Sept 18	W	7-0	St. Louis	75,002
Sept 25	W	26-6	Buffalo	74,737
Oct 2	W	24-13	at Seattle	53,108
Oct 9	W	23-7	Kansas City	74,718
Oct 16	W	30-7	at Oakland	53,616
Oct 23	W	24-13	at Cincinnati	54,395
Oct 30	L	14-24	Oakland	75,007
Nov 6	W	21-7	Pittsburgh	74,967
Nov 13	W	17-14	at San Diego	45,211
Nov 20	W	14-7	at Kansas City	54,050
Nov 27	W	27-13	Baltimore	74,939
Dec 4	W	24-14	at Houston	46,875
Dec 11	W	17-9	San Diego	74,905
Dec 18	L	6-14	at Dallas	63,752

TEAM STATISTICS	Den	Opp
TOTAL FIRST DOWNS	223	217
Rushing	101	77
Passing	107	123
Penalty	15	17
3RD DOWN: MADE/ATT	72/210	71/221
3rd Down Pct.	34.3	32.1
TOTAL NET YARDS	3906	3775
Avg. Per Game	279.0	269.6
Total Plays	886	931
Avg. Per Play	4.4	4.1
NET YARDS RUSHING	2043	1531
Avg. Per Game	145.9	109.4
Total Rushes	523	470
Avg. Per Rush	3.9	3.3
NET YARDS PASSING	1863	2244
Avg. Per Game	133.1	160.3
Sacked/Yards Lost	50/402	35/312
Gross Yards	2265	2556
Att./Completions	314/163	426/235
Completion Pct.	51.9	55.2
Had Intercepted	12	25
PUNTS/AVERAGE	91/39.2	95/40.7
NET PUNTING AVG	33.7	31.3
PUNT RETURNS/AVG	58/12.3	54/7.4
KICKOFF RETURNS/AVG	34/21.5	50/21.7
INTERCEPTIONS/RET.	25/19.6	12/14.3
PENALTIES/YARDS	91/883	97/718
FUMBLES/BALL LOST	28/15	27/14
TOUCHDOWNS	34	18
Rushing	16	5
Passing	15	11
Returns	3	2
EXTRA POINTS/ATTEMPTS	31/34	16/18
FIELD GOALS/ATTEMPTS	13/19	8/22
TOTAL POINTS	274	148

SCORE BY PERIODS	1	2	3	4	OT	Total
BRONCOS	68	72	60	74	0	274
OPPONENTS	45	46	40	17	0	148

SCORING	TD	Ru	Pa	Rt	PAT	FG	S	PTS
Turner	1	0	1	0	31/34	13/19	0	76
Armstrong	4	4	0	0	0/0	0/0	0	24
Moses	4	0	4	0	0/0	0/0	0	24
Morton	4	4	0	0	0/0	0/0	0	24
Perrin	4	3	1	0	0/0	0/0	0	24
Upchurch	4	1	2	1	0/0	0/0	0	24
Dolbin	3	0	3	0	0/0	0/0	0	18
Odoms	3	0	3	0	0/0	0/0	0	18
Lytle	2	1	1	0	0/0	0/0	0	12
Wright	1	0	0	1	0/0	0/0	0	6
Keyworth	1	1	0	0	0/0	0/0	0	6
Jensen	1	1	0	0	0/0	0/0	0	6
Weese	1	1	0	0	0/0	0/0	0	6
Jackson	1	0	0	1	0/0	0/0	0	6
BRONCOS	**34**	**16**	**15**	**3**	**31/34**	**13/19**	**0**	**274**
OPPONENTS	**18**	**5**	**11**	**2**	**16/18**	**8/22**	**0**	**148**

RUSHING	No.	Yds.	Avg.	Long	TD
Armstrong	130	489	3.8	35	4
Perrin	110	456	4.1	62	3
Lytle	104	408	3.9	21	1
Keyworth	83	311	3.7	16	1
Jensen	40	143	3.6	12	1
Morton	31	125	4.0	15	4
Weese	11	56	5.1	21	1
Penrose	4	24	6.0	17	0
Upchurch	1	19	19.0	19t	1
Dolbin	2	12	6.0	14	0
Kiick	1	1	1.0	1	0
Dilts	1	0	0.0	0	0
Moses	5	-1	-0.2	8	0
BRONCOS	**523**	**2043**	**3.9**	**62**	**16**
OPPONENTS	**470**	**1531**	**3.3**	**65**	**5**

RECEIVING	No.	Yds.	Avg.	Long	TD
Odoms	37	429	11.6	33	3
Moses	27	539	20.0	35	4
Dolbin	26	443	17.0	81t	3
Armstrong	18	128	7.1	20	0
Lytle	17	198	11.6	47t	1
Upchurch	12	245	20.4	45	2
Keyworth	11	48	4.4	14	0
Perrin	6	106	17.8	41t	1
Jensen	4	63	15.8	34	0
Egloff	2	27	13.5	20	0
Kiick	2	14	7.0	11	0
Turner	1	25	25.0	25t	1
BRONCOS	**163**	**2265**	**13.9**	**81t**	**15**
OPPONENTS	**235**	**2556**	**10.0**	**51**	**9**

INTERCEPTIONS	No.	Yds.	Avg.	Long	TD
Thompson	5	122	24.4	38	0
T. Jackson	4	95	23.8	73t	1
Wright	3	128	42.7	59	1
Gradishar	3	56	18.7	28	0
Rizzo	3	49	16.3	38	0
Foley	3	22	7.3	11	0
B. Jackson	1	13	13.0	13	0
Smith	1	6	6.0	6	0
Evans	1	0	0.0	0	0
Swenson	1	0	0.0	0	0
BRONCOS	**25**	**491**	**19.6**	**73t**	**2**
OPPONENTS	**12**	**172**	**14.3**	**29**	**0**

PUNTING	No.	Yds.	Avg.	TB	In20	Long
Dilts	90	3525	39.2	5	20	63
Weese	1	38	38.0	0	0	38
BRONCOS	**91**	**3563**	**39.2**	**5**	**20**	**63**
OPPONENTS	**95**	**3868**	**40.7**	**9**	**13**	**74**

PUNT RETURNS	No.	FC	Yds.	Avg.	Long	TD
Upchurch	51	6	653	12.8	87t	1
Schultz	1	0	11	11.0	11	0
Pane	6	2	48	8.0	14	0
BRONCOS	**58**	**8**	**712**	**12.3**	**87t**	**1**
OPPONENTS	**54**	**8**	**397**	**7.4**	**29**	**0**

KICKOFF RETURNS	No.	Yds.	Avg.	Long	TD
Perrin	3	72	24.0	32	0
Upchurch	20	456	22.8	32	0
Schultz	6	135	22.5	33	0
Pane	1	16	16.0	16	0
Keyworth	1	15	15.0	15	0
Hyde	1	15	15.0	15	0
Grant	1	8	8.0	8	0
Nairne	1	1	1.0	1	0
Dolbin	0	*14	—	14	0
BRONCOS	**34**	**732**	**21.5**	**33**	**0**
OPPONENTS	**50**	**1084**	**21.7**	**41**	**0**

**return yardage gained by lateral*

FIELD GOAL BREAKDOWN

Distance	1-19	20-29	30-39	40-49	50+	Total
Turner	0/0	3/4	7/10	3/5	0/0	13/19
OPPONENTS	**1/1**	**2/3**	**1/5**	**4/9**	**0/4**	**8/22**

SACKS: Alzado 8, Chavous 8, Carter 6, T. Jackson 4, Manor 4, Gradishar 3, Swenson 2, Rizzo 1, Thompson 1, **TOTAL 37.0**

PASSING	Att.	Comp.	Yds.	Comp.%	Yd./Att.	TD	TD%	Int	Int%	LG	Sack/Lost	Rtg.
Morton	254	131	1929	51.6	7.59	14	5.5	8	3.1	81t	43/338	82.1
Penrose	40	21	217	52.5	5.43	0	0.0	4	10.0	35	5/49	28.9
Weese	20	11	119	55.0	5.95	1	5.0	0	0.0	31	2/15	89.4
BRONCOS	**314**	**163**	**2265**	**51.9**	**7.21**	**15**	**4.8**	**12**	**3.8**	**81t**	**50/402**	**75.6**
OPPONENTS	**426**	**235**	**2556**	**55.2**	**6.00**	**11**	**2.6**	**25**	**5.9**	**51**	**35/312**	**57.2**

1977 DEFENSIVE STATS

(based on coaches' film review)

	TT	UT	A	SACKS	I-YDS	FR
1 Gradishar	219	145	74	3	3-56	4
2 Swenson	135	89	46	2	1-0	0
3 Rizzo	123	72	51	1	3-49	1
4 Alzado	119	80	39	8	0-0	2
5 T. Jackson	116	77	39	4	4-95	0
6 Carter	113	71	42	6	0-0	0
7 Thompson	95	69	26	1	5-122	2
8 Chavous	82	51	31	8	0-0	0
9 Wright	77	57	20	0	3-128	0
10 B. Jackson	72	42	30	0	1-13	0
11 Foley	71	58	13	0	3-22	0
12 Grant	51	39	12	0	0-0	1
13 Manor	38	25	13	4	0-0	0
14 Smith	26	19	7	0	1-6	1
15 Turk	22	16	6	0	0-0	0
16 Poltl	16	12	4	0	0-0	0
17 Evans	6	4	2	0	1-0	1
18 Pane	5	1	4	0	0-0	0
19 Nairne	2	1	1	0	0-0	0
20 Baska	1	1	0	0	0-0	0
21 Howard	0	0	0	0	0-0	1
TOTALS	**1,389**	**929**	**460**	**37**	**25-491**	**13**

1977 GAMES STARTED

OFFENSE			DEFENSE		
QB	Morton, Craig	14	DE	Alzado, Lyle	14
RB	Armstrong, Otis	10	DE	Chavous, Barney	11
RB	Keyworth, Jon	9	DE	Manor, Brison	1
RB	Lytle, Rob	4	DE	Smith, Paul	2
RB	Perrin, Lonnie	5	NT	Carter, Rubin	14
WR	Dolbin, Jack	13	LB	Gradishar, Randy	14
WR	Moses, Haven	14	LB	Jackson, Tom	13
WR	Upchurch, Rick	1	LB	Rizzo, Joe	12
TE	Odoms, Riley	14	LB	Swenson, Bob	14
C	Montler, Mike	14	LB	Turk, Godwin	3
T	Maurer, Andy	13	CB	Foley, Steve	13
T	Minor, Claudie	14	CB	Pane, Chris	1
T	Schindler, Steve	1	CB	Wright, Louis	14
G	Glassic, Tom	14	S	Jackson, Bernard	13
G	Howard, Paul	14	S	Poltl, Randy	1
			S	Thompson, Billy	14

1977 COACHES

Red Miller (Head Coach), **Marv Braden** (Special Teams), **Joe Collier** (Defensive Coordinator), **Bob Gambold** (Defensive Backs), **Ken Gray** (Offensive Line), **Stan Jones** (Defensive Line), **Myrel Moore** (Linebackers), **Babe Parilli** (Quarterbacks), **Fran Polsfoot** (Wide Receivers), **Paul Roach** (Offensive Backfield).

1977 LEADERS / RANKINGS

INDIVIDUAL	PLAYER ....NO.	AFC RANK	NFL RANK	NFL LEADER ....NO.
Points	Turner 76	7	12	Mann (OAK) 99
Rushing Yards	Armstrong 489	22	40	Payton (CHI) 1,852
Passing Yards	Morton 1,929	9	13	Ferguson (BUF) 2,803
Passer Rating	Morton 82.1	2	4	Griese (MIA) 87.8
Receiving Yards	Moses 539	19	32	Burrough (HOU) 816
Receptions	Odoms 37	18t	31t	Mitchell (BAL) 71
Interceptions	Thompson 5	10t	16t	Blackwood (BAL) 10

OFFENSE ....NO.	AFC RANK	NFL RANK	NFL LEADER ....NO.
Points Per Game 19.6	8	10	Oakland 25.1
Total Yards Per Game 279.0	12	17	Dallas 343.7
Yards Per Play 4.4	12t	17t	St. Louis 5.1
Rushing Yards Per Game 145.9	7	11	Chicago 200.8
Net Passing Yards Per Game 133.1	11	15	Buffalo 200.2

DEFENSE ....NO.	AFC RANK	NFL RANK	NFL LEADER ....NO.
Points Per Game 10.6	1	3	Atlanta 9.2
Total Yards Per Game 269.6	4	9	Dallas 229.5
Yards Per Play 4.1	1	3t	Dallas 3.7
Rushing Yards Per Game 109.4	1	1	Denver 109.4
Net Passing Yards Per Game 160.3	12	25	Atlanta 98.9

1977 KEY AWARDS

Pro Bowl (5): DE Lyle Alzado, LB Randy Gradishar, LB Tom Jackson, S Billy Thompson, CB Louis Wright. **AP All-Pro (4):** DE Lyle Alzado (first team), LB Randy Gradishar (first team), LB Tom Jackson (first team), S Billy Thompson (first team). **AP NFL Coach of the Year:** Red Miller. **K.C. 101 Club NFL Coach of the Year:** Red Miller.

1977 NFL STANDINGS

AFC EAST

Team	W	L	T	Pct	PF	PA
y-Baltimore	10	4	0	.714	295	221
Miami	10	4	0	.714	313	197
New England	9	5	0	.643	278	217
Buffalo	3	11	0	.214	160	313
New York Jets	3	11	0	.214	191	300

AFC CENTRAL

Team	W	L	T	Pct	PF	PA
y-Pittsburgh	9	5	0	.643	283	243
Cincinnati	8	6	0	.571	238	235
Houston	8	6	0	.571	299	230
Cleveland	6	8	0	.429	269	267

AFC WEST

Team	W	L	T	Pct	PF	PA
***y-Denver**	**12**	**2**	**0**	**.857**	**274**	**148**
x-Oakland	11	3	0	.786	351	230
San Diego	7	7	0	.500	222	205
Seattle	5	9	0	.357	282	373
Kansas City	2	12	0	.143	225	349

NFC EAST

Team	W	L	T	Pct	PF	PA
*y-Dallas	12	2	0	.857	345	212
Washington	9	5	0	.643	196	189
St. Louis	7	7	0	.500	272	287
Philadelphia	5	9	0	.357	220	207
New York Giants	5	9	0	.357	181	265

NFC CENTRAL

Team	W	L	T	Pct	PF	PA
y-Minnesota	9	5	0	.643	231	227
x-Chicago	9	5	0	.643	255	253
Detroit	6	8	0	.429	183	252
Green Bay	4	10	0	.286	134	219
Tampa Bay	2	12	0	.143	103	223

NFC WEST

Team	W	L	T	Pct	PF	PA
y-Los Angeles	10	4	0	.174	302	146
Atlanta	7	7	0	.500	179	129
San Francisco	5	9	0	.357	220	260
New Orleans	3	11	0	.214	232	336

*x – Wild Card Qualifier; y – Division Title; * – Home-field Advantage*

DIVISIONAL PLAYOFF GAMES

12/24 – Oakland 37, at Baltimore 31 (OT)

12/24 – at Denver 34, Pittsburgh 21

12/26 – at Dallas 37, Chicago 7

12/26 – Minnesota 14, at Los Angeles 7

CONFERENCE CHAMPIONSHIPS

1/1 – at Denver 20, Oakland 17

1/1 – at Dallas 23, Minnesota 6

SUPER BOWL XII (NEW ORLEANS)

1/15 – Dallas 27, Denver 10

1976 FINAL STATISTICS (9-5)

Head Coach: John Ralston **AFC West**: 2nd **Home Stadium**: Mile High Stadium

Date	W-L	Score	Opponent	Attendance
Sept 12	L	7-17	at Cincinnati	53,464
Sept 19	W	46-3	New York Jets	62,519
Sept 26	W	44-13	Cleveland	62,758
Oct 3	W	26-0	San Diego	62,486
Oct 10	L	3-17	at Houston	47,928
Oct 17	L	10-17	Oakland	63,241
Oct 24	W	35-26	at Kansas City	57,961
Oct 31	L	6-19	at Oakland	52,169
Nov 7	W	48-13	Tampa Bay	62,503
Nov 14	W	17-0	at San Diego	32,017
Nov 21	W	14-13	New York Giants	62,961
Nov 28	L	14-38	at New England	61,128
Dec 5	W	17-16	Kansas City	57,995
Dec 12	W	28-14	at Chicago	44,459

TEAM STATISTICS	Den	Opp
TOTAL FIRST DOWNS	239	222
Rushing	106	90
Passing	114	104
Penalty	19	28
3RD DOWN: MADE/ATT	69/193	73/222
3rd Down Pct.	35.8	32.9
TOTAL NET YARDS	4136	3734
Avg. Per Game	295.4	266.7
Total Plays	901	919
Avg. Per Play	4.6	4.1
NET YARDS RUSHING	1932	1709
Avg. Per Game	138.0	122.1
Total Rushes	500	496
Avg. Per Rush	3.9	3.4
NET YARDS PASSING	2204	2025
Avg. Per Game	157.4	144.6
Sacked/Yards Lost	48/306	32/240
Gross Yards	2510	2265
Att./Completions	353/168	391/214
Completion Pct.	47.6	54.7
Had Intercepted	22	24
PUNTS/AVERAGE	84/35.1	91/37.3
NET PUNTING AVG	29.9	28.5
PUNT RETURNS/AVG	51/12.5	43/8.7
KICKOFF RETURNS/AVG	46/23.4	50/24.1
MISC. RETURNS/AVG	12/5.7	8/0.9
INTERCEPTIONS/RET.	24/19.0	22/11.8
PENALTIES/YARDS	105/986	88/715
FUMBLES/BALL LOST	23/12	23/13
TOUCHDOWNS	39	25
Rushing	14	14
Passing	15	8
Returns	10	3
EXTRA POINTS/ATT	36/39	20/25
FIELD GOALS/ATT	15/21	12/27
TOTAL POINTS	315	206

SCORE BY PERIODS	1	2	3	4	OT	Total
BRONCOS	70	71	88	86	0	315
OPPONENTS	30	87	36	83	0	206

SCORING	TD	Ru	Pa	Rt	PAT	FG	S	PTS
Turner	0	0	0	0	36/39	15/21	0	81
Moses	7	0	7	0	0/0	0/0	0	42
Armstrong	6	5	1	0	0/0	0/0	0	36
Upchurch	6	1	1	4	0/0	0/0	0	36
Odoms	5	2	3	0	0/0	0/0	0	30
Keyworth	4	3	1	0	0/0	0/0	0	24
Kiick	2	1	1	0	0/0	0/0	0	12
Perrin	2	2	0	0	0/0	0/0	0	12
Rowser	2	0	0	2	0/0	0/0	0	12
Dolbin	1	0	1	0	0/0	0/0	0	6
Jackson	1	0	0	1	0/0	0/0	0	6
Poltl	1	0	0	1	0/0	0/0	0	6
Gradishar	1	0	0	1	0/0	0/0	0	6
Jones	1	0	0	1	0/0	0/0	0	6
BRONCOS	**39**	**14**	**15**	**10**	**36/39**	**15/21**	**0**	**315**
OPPONENTS	**25**	**14**	**8**	**3**	**20/25**	**12/28**	**0**	**206**

RUSHING	No.	Yds.	Avg.	Long	TD
Armstrong	247	1008	4.1	31	5
Keyworth	122	349	2.9	13	3
Weese	23	142	6.2	20	0
Perrin	37	118	3.2	14	2
Kiick	31	114	3.7	19	1
Upchurch	6	71	11.8	25	1
Ramsey	13	51	3.9	15	0
Odoms	3	36	12.0	15t	2
Franckowiak	12	25	2.1	7	0
Van Heusen	1	20	20.0	20	0
Dolbin	2	5	2.5	8	0
Penrose	2	-3	-1.5	-1	0
Moses	1	-4	-4.0	-4	0
BRONCOS	**500**	**1932**	**3.9**	**31**	**14**
OPPONENTS	**496**	**1709**	**3.4**	**26**	**14**

RECEIVING	No.	Yds.	Avg.	Long	TD
Armstrong	39	457	11.7	36t	1
Odoms	30	477	15.9	47	3
Moses	25	498	19.9	71t	7
Keyworth	22	201	9.1	31	1
Dolbin	19	354	18.6	40	1
Upchurch	12	340	28.3	59t	1
Kiick	10	78	7.8	19	1
Franckowiak	4	42	10.5	11	0
Perrin	4	35	8.8	15	0
Schultz	2	29	14.5	16	0
Lyons	1	-1	-1.0	-1	0
BRONCOS	**168**	**2510**	**14.9**	**71t**	**15**
OPPONENTS	**214**	**2265**	**10.6**	**58**	**8**

INTERCEPTIONS	No.	Yds.	Avg.	Long	TD
Jackson	7	136	19.4	46t	1
Rowser	4	104	26.0	41t	2
Foley	4	95	23.8	34	0
Gradishar	3	44	14.7	31t	1
Swenson	2	26	13.0	26	0
Jones	2	7	3.5	7	0
Rizzo	1	8	8.0	8	0
Poltl	1	0	0.0	0	0
Wright	0	*32	—	32	0
BRONCOS	**24**	**452**	**18.8**	**65**	**4**
OPPONENTS	**22**	**260**	**11.8**	**38**	**0**

**return yardage gained by lateral*

PUNTING	No.	Yds.	Avg.	TB	In20	Long
Weese	52	1852	35.6	1	5	55
Van Heusen	31	1093	35.3	2	4	52
BRONCOS	***84**	**2945**	**35.1**	**3**	**9**	**55**
OPPONENTS	**91**	**3391**	**37.3**	**8**	**23**	**64**

**Includes one team punt for 0 yards*

PUNT RETURNS	No.	FC	Yds.	Avg.	Long	TD
Upchurch	39	3	536	13.7	92t	4
Thompson	6	0	60	10.0	20	0
Foley	5	0	42	8.4	16	0
Schultz	1	2	2	2.0	2	0
BRONCOS	**51**	**5**	**640**	**12.5**	**92t**	**4**
OPPONENTS	**43**	**1**	**372**	**8.7**	**64t**	**1**

KICKOFF RETURNS	No.	Yds.	Avg.	Long	TD
Perrin	14	391	27.9	43	0
Schultz	3	82	27.3	38	0
Upchurch	22	514	23.4	64	0
Hyde	1	17	17.0	17	0
Brown	3	41	13.7	14	0
Franckowiak	2	22	11.0	14	0
Goodman	1	8	8.0	8	0
BRONCOS	**46**	**1075**	**23.4**	**64**	**0**
OPPONENTS	**50**	**1206**	**24.1**	**43**	**0**

FIELD GOAL BREAKDOWN

Distance	1-19	20-29	30-39	40-49	50+
Turner	1/1	7/8	4/5	3/7	—
OPPONENTS	**1/2**	**4/6**	**3/7**	**4/11**	**0/2**

TURNER: (20G,30G) (47G) (40W,47G,25G,36G, 27G) (31G,49S) () (21G,28G) (19G,33G) (44B, 42G) (44S) () (38B,20G) (27HU)

SACKS: Chavous 8, Gradishar 7, Carter 4, T. Jackson 4, P. Smith 3, Hammond 1, Jones 1, Swenson 1, Rizzo 1, Moore 1, Dolbin 1, **TOTAL 32.0**

PASSING	Att.	Comp.	Yds.	Comp.%	Yd./Att.	TD	TD%	Int	Int%	LG	Sack/Lost	Rtg.
Ramsey	270	128	1931	47.4	7.15	11	4.1	13	4.8	71t	39/261	65.1
Weese	47	24	314	51.1	6.68	1	2.1	6	12.8	43	9/45	39.9
Penrose	36	16	265	44.4	7.36	3	8.3	3	8.3	41	0/0	62.8
BRONCOS	**353**	**168**	**2510**	**47.6**	**7.11**	**15**	**4.2**	**22**	**6.2**	**71t**	**48/306**	**59.6**
OPPONENTS	**391**	**214**	**2265**	**54.7**	**5.79**	**8**	**2.0**	**24**	**6.1**	**58**	**32/240**	**53.1**

1976 DEFENSIVE STATS

(based on unofficial press box statistics)

	TT	UT	A	SACKS	I-YDS	FR
1 Gradishar	137	101	36	7	3-44	1
2 Thompson	83	60	23	0	0-0	0
3 Jackson	77	58	19	4	7-136	2
4 Rizzo	76	59	17	1	1-8	0
5 Swenson	75	55	20	1	2-31	1
6 Carter	70	51	19	4	0-0	1
7 Chavous	60	44	16	8	0-0	0
8 Wright	50	39	11	0	0-0	0
9 Rowser	43	34	9	0	4-104	1
10 Foley	42	33	9	0	4-95	0
11 Turk	37	26	11	0	0-0	1
12 Smith	31	21	10	3	0-0	0
13 Jones	29	27	2	1	2-7	1
Grant	29	22	7	0	0-0	0
15 Baska	18	12	6	0	0-0	1
16 Evans	16	13	3	0	0-0	1
17 White	10	9	1	0	0-0	1
18 Moore	6	6	0	1	0-0	0
Poltl	6	4	2	0	1-0	0
Pane	6	3	3	0	0-0	0
21 Hammond	5	4	1	1	0-0	0
22 Hardee	1	1	0	0	0-0	0
Dolbin	1	1	0	1	0-0	0
TOTALS	**908**	**683**	**225**	**32**	**24-425**	**11**

1976 GAMES STARTED

OFFENSE		DEFENSE	
QB Penrose, Craig	2	DE Chavous, Barney	14
QB Ramsey, Steve	12	DE Smith, Paul	10
RB Armstrong, Otis	14	DE Turk, Godwin	2
RB Franckowiak, Mike	1	DE White, Jim	1
RB Keyworth, Jon	13	DT Alzado, Lyle	1
WR Dolbin, Jack	5	DT Carter, Rubin	14
WR Moses, Haven	14	DT Grant, John	10
WR Upchurch, Rick	9	LB Gradishar, Randy	14
TE Odoms, Riley	14	LB Jackson, Tom	14
C Maples, Bobby	10	LB Rizzo, Joe	12
C Olson, Phil	4	LB Swenson, Bob	6
T Bain, Bill	13	CB Foley, Steve	6
T Minor, Claudie	14	CB Jones, Calvin	8
T Montgomery, Marv	1	CB Wright, Louis	14
G Glassic, Tom	14	S Rowser, John	14
G Lyons, Tommy	14	S Thompson, Billy	14

1976 COACHES

John Ralston (Head Coach), **Max Coley** (Offensive Coordinator/Backfield), **Joe Collier** (Defensive Coordinator), **Kay Dalton** (Wide Receivers), **Bob Gambold** (Defensive Backs), **Mike Giddings** (Asst. Offensive Line), **Charley Johnson** (Quarterbacks), **Stan Jones** (Defensive Line), **Myrel Moore** (Linebackers), **Doc Urich** (Offensive Line) .

1976 LEADERS / RANKINGS

INDIVIDUAL	PLAYER ..... NO.	AFC RANK	NFL RANK	NFL LEADER ..... NO.
Points	Turner 81	6t	13	Linhart (BAL) 109
Rushing Yards	Armstrong 1,008	6	11	Simpson (BUF) 1,503
Passing Yards	Ramsey 1,931	8	13	Jones (BAL) 3,104
Passer Rating	Ramsey 65.1	9	14	Stabler (OAK) 103.4
Receiving Yards	Moses 498	18	36	Carr (BAL) 1,112
Receptions	Armstrong 39	19	33	Lane (KC) 66
Interceptions	Jackson 7	3t	6t	Jackson, M. (LA) 10

OFFENSE ..... NO.	AFC RANK	NFL RANK	NFL LEADER ..... NO.
Points Per Game 22.5	6	7	Baltimore 26.1
Total Yards Per Game 295.4	11	16	Baltimore 374.0
Yards Per Play 4.6	10t	14t	Oakland 5.5
Rushing Yards Per Game 138.0	10	19	Pittsburgh 212.2
Net Passing Yards Per Game 157.4	7	12	Baltimore 209.5

DEFENSE ..... NO.	AFC RANK	NFL RANK	NFL LEADER ..... NO.
Points Per Game 14.7	2	6	Pittsburgh 9.9
Total Yards Per Game 266.7	3	8	Pittsburgh 237.4
Yards Per Play 4.1	2	5t	Pittsburgh 3.8
Rushing Yards Per Game 122.1	2	3	Pittsburgh 104.1
Net Passing Yards Per Game 144.6	4	12	Minnesota 112.5

1976 KEY AWARDS

Pro Bowl (2): RB Otis Armstrong, WR Rick Upchurch. **AP All-Pro (1):** KR Rick Upchurch (first team).

1976 NFL STANDINGS

AFC EAST

Team	W	L	T	Pct	PF	PA
y-Baltimore	11	3	0	.786	417	246
x-New England	11	3	0	.786	376	236
Miami	6	8	0	.429	263	264
New York Jets	3	11	0	.214	169	383
Buffalo	2	12	0	.143	245	363

AFC CENTRAL

Team	W	L	T	Pct	PF	PA
y-Pittsburgh	10	4	0	.714	342	138
Cincinnati	10	4	0	.714	335	210
Cleveland	9	5	0	.643	267	287
Houston	5	9	0	.357	222	273

AFC WEST

Team	W	L	T	Pct	PF	PA
*y-Oakland	13	1	0	.929	350	237
Denver	**9**	**5**	**0**	**.643**	**315**	**206**
San Diego	6	8	0	.429	248	285
Kansas City	5	9	0	.357	290	376
Tampa Bay	0	14	0	.000	125	412

NFC EAST

Team	W	L	T	Pct	PF	PA
y-Dallas	11	3	0	.786	296	194
x-Washington	10	4	0	.714	291	217
St. Louis	10	4	0	.714	309	267
Philadelphia	4	10	0	.286	165	286
New York Giants	3	11	0	.214	170	250

NFC CENTRAL

Team	W	L	T	Pct	PF	PA
*y-Minnesota	11	2	1	.821	305	176
Chicago	7	7	0	.500	253	216
Detroit	6	8	0	.429	262	220
Green Bay	5	9	0	.357	218	299

NFC WEST

Team	W	L	T	Pct	PF	PA
y-Los Angeles	10	3	1	.750	351	190
San Francisco	8	6	0	.571	270	190
Atlanta	4	10	0	.286	172	312
New Orleans	4	10	0	.286	253	346
Seattle	2	12	0	.143	229	429

*x – Wild Card Qualifier; y – Division Title; * – Home-field Advantage*

DIVISIONAL PLAYOFF GAMES

12/18 – at Oakland 24, New England 21
12/18 – at Minnesota 35, Washington 20
12/19 – Pittsburgh 40, at Baltimore 14
12/19 – Los Angeles 14, at Dallas 12

CONFERENCE CHAMPIONSHIPS

12/26 – at Oakland 24, Pittsburgh 7
12/26 – at Minnesota 24, Los Angeles 13

SUPER BOWL XI (PASADENA, CALIF.)

1/9 – Oakland 32, Minnesota 14

1975 FINAL STATISTICS (6-8)

Head Coach: John Ralston **AFC West**: 2nd **Home Stadium**: Mile High Stadium

Date	W-L	Score	Opponent	Attendance
Sept 21	W	37-33	Kansas City	51,858
Sept 29	W	23-13	Green Bay	52,491
Oct 5	L	14-38	at Buffalo	79,798
Oct 12	L	9-20	at Pittsburgh	49,164
Oct 19	W	16-15	Cleveland	52,540
Oct 26	L	13-26	at Kansas City	70,043
Nov 2	L	17-42	Oakland	52,330
Nov 9	L	16-17	Cincinnati	49,702
Nov 16	W	27-17	at San Diego	26,048
Nov 23	L	21-35	at Atlanta	28,686
Nov 30	W	13-10	San Diego (OT)	44,982
Dec 8	L	10-17	at Oakland	51,075
Dec 14	W	25-10	Philadelphia	36,860
Dec 20	L	13-14	at Miami	43,064

TEAM STATISTICS	Den	Opp
TOTAL FIRST DOWNS	268	247
Rushing	109	121
Passing	137	104
Penalty	22	22
3RD DOWN: MADE/ATT	84/212	76/209
3rd Down Pct.	39.6	36.4
TOTAL NET YARDS	4534	4006
Avg. Per Game	323.9	286.1
Total Plays	964	901
Avg. Per Play	4.7	4.4
NET YARDS RUSHING	1993	1974
Avg. Per Game	142.4	141.0
Total Rushes	490	526
Avg. Per Rush	4.1	3.8
NET YARDS PASSING	2541	2032
Avg. Per Game	181.5	145.1
Sacked/Yards Lost	47/359	27/213
Gross Yards	2900	2245
Att./Completions	427/210	348/181
Completion Pct.	49.2	52.5
Had Intercepted	34	16
PUNTS/AVERAGE	63/39.9	76/42.1
PUNT RETURNS/AVG	41/11.5	39/13.7
KICKOFF RETURNS/AVG	59/24.5	57/22.3
MISC. RETURNS/AVG	4/68	1/6
INTERCEPTIONS/RET.	16/18.3	34/13.1
PENALTIES/YARDS	92/785	88/779
FUMBLES/BALL LOST	28/14	37/16
TOTAL POINTS	254	307
Avg. Points per Game	18.1	21.9
Touchdowns	28	35
By Rushing	9	19
By Passing	15	14
By Returns	4	2
Field Goals	21/29	21/28
Conversions	23/28	34/35

SCORE BY PERIODS	1	2	3	4	OT	Total
BRONCOS	36	86	41	88	3	254
OPPONENTS	54	81	88	84	0	307

SCORING	TD	Ru	Pa	Rt	PAT	FG	S	PTS
Turner	0	0	0	0	23/26	21/28	0	86
Keyworth	4	3	1	0	0/0	0/0	0	24
Dolbin	4	0	3	1	0/0	0/0	0	24
Little	4	2	2	0	0/0	0/0	0	24
Lynch	4	3	1	0	0/0	0/0	0	24
Odoms	4	0	3	1	0/0	0/0	0	24
Upchurch	3	1	2	0	0/0	0/0	0	18
Moses	2	0	2	0	0/0	0/0	0	12
Van Heusen	1	0	1	0	0/0	0/0	0	6
Gradishar	1	0	0	1	0/0	0/0	0	6
Smith	1	0	0	1	0/0	0/0	0	6
BRONCOS	**28**	**9**	**15**	**4**	**23/28**	**21/28**	**0**	**254**
OPPONENTS	**35**	**19**	**14**	**2**	**34/35**	**21/28**	**0**	**307**

PASSING	Att.	Comp.	Yds.	Comp.%	Yd./Att.	Sack/Lost	TD	TD%	Int	Int%	LG	Rtg.
Ramsey	233	128	1562	54.9	6.70	23/187	9	3.8	14	6.0	66t	63.4
Johnson	142	65	1021	45.8	7.19	10/79	5	3.5	12	8.5	90t	45.4
Hufnagel	51	16	287	31.4	5.62	13/84	1	2.0	8	15.7	80t	18.8
Van Heusen	1	1	30	100.0	30.00	0/0	0	0.0	0	0.0	30	119.0
BRONCOS	**427**	**210**	**2900**	**49.2**	**6.79**	**47/359**	**15**	**3.5**	**34**	**8.0**	**90t**	**49.9**
OPPONENTS	**348**	**181**	**2245**	**52.5**	**6.45**	**27/213**	**14**	**4.0**	**16**	**4.6**	**69**	**66.6**

RUSHING	No.	Yds.	Avg.	Long	TD
Keyworth	182	725	4.0	34	3
Little	125	445	3.6	19	2
Lynch	57	218	3.8	20	3
Armstrong	31	155	5.0	33	0
Ross	42	121	2.9	21	0
Upchurch	16	97	6.1	15	1
Dolbin	5	72	14.4	25	0
Hufnagel	8	47	5.9	13	0
Ramsey	6	38	6.3	17	0
Odoms	5	27	5.4	12	0
Van Heusen	2	26	13.0	24	0
Johnson	10	21	2.1	13	0
Franckowiak	1	1	1.0	1	0
BRONCOS	**490**	**1993**	**4.1**	**34**	**9**
OPPONENTS	**526**	**1974**	**3.8**	**6.5**	**19**

RECEIVING	No.	Yds.	Avg.	Long	TD
Keyworth	42	314	7.5	19t	1
Odoms	40	544	13.6	43	3
Moses	29	505	17.4	33	2
Little	29	308	10.6	66t	2
Dolbin	22	421	19.1	41	3
Upchurch	18	436	24.2	90t	2
Van Heusen	15	246	16.4	28	1
Ross	7	69	9.9	30	0
Lynch	6	33	5.5	19	1
Brown	1	14	14.0	14	0
Armstrong	1	10	10.0	10	0
BRONCOS	**210**	**2900**	**13.8**	**90t**	**15**
OPPONENTS	**181**	**2245**	**12.4**	**69**	**14**

INTERCEPTIONS	No.	Yds.	Avg.	Long	TD
Gradishar	3	77	25.7	44	1
Thompson	2	97	48.5	49	0
Thomas	2	66	33.0	36	0
Wright	2	9	4.5	9	0
Jackson	2	0	0.0	0	0
O'Malley	1	38	38.0	0	0
Swenson	1	4	4.0	4	0
Rowser	1	2	2.0	2	0
May	1	0	0.0	0	0
Jones	1	0	0.0	0	0
BRONCOS	**16**	**293**	**18.3**	**49**	**1**
OPPONENTS	**34**	**447**	**13.1**	**41**	**1**

PUNTING	No.	Yds.	Avg.	Long	B
Van Heusen	63	2515	39.9	64	0
OPPONENTS	**76**	**3200**	**42.1**	**60**	**0**

PUNT RETURNS	No.	FC	Yds.	Avg.	Long	TD
Upchurch	27	4	312	11.6	51	0
Thompson	13	1	158	12.2	24	0
Lynch	1	0	0	0.0	0	0
BRONCOS	**41**	**5**	**470**	**11.5**	**51**	**0**
OPPONENTS	**39**	**4**	**534**	**13.7**	**64**	**0**

KICKOFF RETURNS	No.	Yds.	Avg.	Long	TD
Upchurch	40	1084	27.1	58	0
Little	16	307	19.2	32	0
Ross	1	20	20.0	20	0
Severson	1	20	20.0	20	0
Maples	1	15	15.0	15	0
BRONCOS	**59**	**1446**	**24.5**	**58**	**0**
OPPONENTS	**57**	**1273**	**22.3**	**39**	**0**

FIELD GOAL BREAKDOWN

Distance	1-19	20-29	30-39	40-49	50+
Turner	1/1	7/9	8/10	3/6	2/3
OPPONENTS	**2/2**	**8/9**	**4/6**	**1/3**	**1/4**

TURNER: (23G) (35G,39G,32G) (22G,39G,36G) (25G,48G,53G) (41N) (22N,53G) (38G) (22G, 46G) (52N,32N) (22G,23N,25G) (40N,18G) (47G,29G) (39G,39G,41N,35N)

SACKS: Alzado 7, P. Smith 4.5, Chavous 4.5, Gradishar 3, T. Jackson 3, Carter 2, Grant 2, Olsen 1, **TOTAL 27.0**

1975 DEFENSIVE STATS

(based on unofficial press box statistics)

	TT	UT	A	SACKS	I-YDS	FR
1 Gradishar	132	106	26	3	3-77	0
2 T. Jackson	92	67	25	3	2-0	0
3 Alzado	79	55	24	7	0-0	2
4 Thompson	59	51	8	0	2-97	0
5 Grant	57	44	13	2	0-0	3
6 Rizzo	54	38	16	0	0-0	0
7 Carter	52	28	24	2	0-0	0
8 P. Smith	47	34	13	4.5	0-0	1
9 Wright	43	36	7	0	2-9	0
10 Chavous	42	28	14	4.5	0-0	0
11 Rowser	37	32	5	0	1-2	1
12 Swenson	31	26	5	0	1-4	0
13 O'Malley	29	25	4	0	1-38	0
May	29	20	9	0	1-0	0
15 Jones	26	24	2	0	1-0	0
16 E. Thomas	19	14	5	0	2-66	1
17 Severson	18	11	7	0	0-0	2
18 Poltl	15	7	8	0	0-0	0
19 Olsen	14	12	2	1	0-0	0
20 Maples	6	6	0	0	0-0	0
TOTALS	**881**	**664**	**217**	**27**	**16-293**	**10**

1975 GAMES STARTED

OFFENSE		DEFENSE	
QB Hufnagel, John	1	DE Carter, Rubin	7
QB Johnson, Charley	6	DE Chavous, Barney	9
QB Ramsey, Steve	7	DE Grant, John	13
RB Armstrong, Otis	3	DE Olsen, Phil	1
RB Keyworth, Jon	14	DT Alzado, Lyle	14
RB Little, Floyd	10	DT Smith, Paul	12
RB Lynch, Fran	1	LB Gradishar, Randy	14
WR Dolbin, Jack	1	LB Jackson, Tom	14
WR Moses, Haven	14	LB May, Ray	8
WR Van Heusen, Bill	13	LB Rizzo, Joe	6
TE Odoms, Riley	14	CB Jones, Calvin	8
C Maples, Bobby	14	CB/S Rowser, John	13
T Current, Mike	7	CB Thomas, Earlie	6
T Minor, Claudie	14	CB Wright, Louis	11
T Montgomery, Marv	7	S Poltl, Randy	1
T Rogers, Stan	2	S Severson, Jeff	3
G Howard, Paul	14	S Thompson, Billy	14
G Lyons, Tom	10		
G Schaukowitch, Carl	2		

1975 COACHES

John Ralston (Head Coach), **Max Coley** (Offensive Coordinator/Backfield), **Joe Collier** (Defensive Coordinator), **Kay Dalton** (Wide Receivers), **Jerry Frei** (Offensive Line), **Bob Gambold** (Defensive Backs), **Myrel Moore** (Linebackers/Special Teams), **Doc Urich** (Defensive Line).

1975 LEADERS / RANKINGS

INDIVIDUAL	PLAYER ..... NO.	AFC RANK	NFL RANK	NFL LEADER ..... NO.
Points	Turner 86	6	10	Simpson (BUF) 138
Rushing Yards	Keyworth 725	9	16	Simpson (BUF) 1,817
Passing Yards	Ramsey 1,562	11	21	Anderson (CIN) 3,169
Passer Rating	Ramsey 63.4	6	12	Anderson (CIN) 93.9
Receiving Yards	Odoms 544	19t	34t	Burrough (HOU) ... 1,063
Receptions	Keyworth 42	13t	26t	Foreman (MIN) 73
Interceptions	Gradishar 3	29t	54t	Blount (PIT) 11

OFFENSE ..... NO.	AFC RANK	NFL RANK	NFL LEADER ..... NO.
Points Per Game 18.1	11	17	Buffalo 30.0
Total Yards Per Game 323.9	5	10	Buffalo 390.5
Yards Per Play 4.7	7t	12t	Buffalo 5.7
Rushing Yards Per Game 142.4	8	13	Buffalo 212.4
Net Passing Yards Per Game 181.5	2	7	Cincinnati 231.5

DEFENSE ..... NO.	AFC RANK	NFL RANK	NFL LEADER ..... NO.
Points Per Game 21.9	7	18	Los Angeles 9.6
Total Yards Per Game 286.1	5	9	Minnesota 225.2
Yards Per Play 4.4	4t	8t	Los Angeles 3.9
Rushing Yards Per Game 141.0	6	13	Minnesota 109.4
Net Passing Yards Per Game 145.1	5	7	Minnesota 115.8

1975 KEY AWARDS

Pro Bowl (2): LB Randy Gradishar, TE Riley Odoms. **All-Pro (1):** TE Riley Odoms.

1975 NFL STANDINGS

AFC EAST

Team	W	L	T	Pct	PF	PA
y-Baltimore	10	4	0	.714	395	269
Miami	10	4	0	.714	357	222
Buffalo	8	6	0	.571	420	355
New York Jets	3	11	0	.214	258	433
New England	3	11	0	.214	258	358

AFC CENTRAL

Team	W	L	T	Pct	PF	PA
*y-Pittsburgh	12	2	0	.857	373	162
x-Cincinnati	11	3	0	.786	340	246
Houston	10	4	0	.714	293	226
Cleveland	3	11	0	.214	218	372

AFC WEST

Team	W	L	T	Pct	PF	PA
y-Oakland	11	3	0	.786	375	255
Denver	**6**	**8**	**0**	**.429**	**254**	**307**
Kansas City	5	9	0	.357	282	341
San Diego	2	12	0	.143	189	345

NFC EAST

Team	W	L	T	Pct	PF	PA
y-St. Louis	11	3	0	.786	356	276
x-Dallas	10	4	0	.714	350	268
Washington	8	6	0	.571	325	276
New York Giants	5	9	0	.357	216	306
Philadelphia	4	10	0	.286	225	302

NFC CENTRAL

Team	W	L	T	Pct	PF	PA
*y-Minnesota	12	2	0	.857	377	180
Detroit	7	7	0	.500	245	262
Chicago	4	10	0	.286	191	379
Green Bay	4	10	0	.286	226	285

NFC WEST

Team	W	L	T	Pct	PF	PA
y-Los Angeles	12	2	0	.857	312	135
San Francisco	5	9	0	.357	255	286
Atlanta	4	10	0	.286	240	289
New Orleans	2	12	0	.143	165	360

*x – Wild Card Qualifier; y – Division Title; * – Home-field Advantage*

DIVISIONAL PLAYOFF GAMES

12/27 – at Pittsburgh 28, Baltimore 10
12/27 – at Los Angeles 35, St. Louis 23
12/28 – at Oakland 31, Cincinnati 28
12/28 – Dallas 17, at Minnesota 14

CONFERENCE CHAMPIONSHIPS

1/4 – at Pittsburgh 16, Oakland 10
1/4 – Dallas 37, at Los Angeles 7

SUPER BOWL X (MIAMI)

1/18 – Pittsburgh 21, Dallas 17

1974 FINAL STATISTICS (7-6-1)

Head Coach: John Ralston **AFC West**: 2nd **Home Stadium**: Mile High Stadium

Date	W-L	Score	Opponent	Attendance
Sept 15	L	10-17	Los Angeles	56,981
Sept 22	T	35-35	Pittsburgh (OT)	50,858
Sept 30	L	3-30	at Washington	54,395
Oct 6	W	17-14	at Kansas City	67,298
Oct 13	W	33-17	New Orleans	50,748
Oct 20	W	27-7	San Diego	50,748
Oct 27	L	21-23	at Cleveland	60,478
Nov 3	L	17-28	Oakland	45,766
Nov 10	W	17-6	at Baltimore	32,244
Nov 18	L	34-42	Kansas City	50,236
Nov 24	W	20-17	at Oakland	51,224
Nov 28	W	31-27	at Detroit	51,157
Dec 8	W	37-14	Houston	46,942
Dec 15	L	0-17	at San Diego	35,756

TEAM STATISTICS	Den	Opp
TOTAL FIRST DOWNS	258	265
Rushing	120	109
Passing	118	135
Penalty	20	21
3RD DOWN: MADE/ATT	63/176	88/218
3rd Down Pct.	35.8	40.4
TOTAL NET YARDS	4485	4391
Avg. Per Game	320.4	313.6
Total Plays	861	945
Avg. Per Play	5.2	4.6
NET YARDS RUSHING	2157	1808
Avg. Per Game	154.1	129.1
Total Rushes	486	487
Avg. Per Rush	4.4	3.7
NET YARDS PASSING	2328	2583
Avg. Per Game	166.3	184.5
Sacked/Yards Lost	45/332	32/222
Gross Yards	2660	2805
Att./Completions	329/184	426/237
Completion Pct.	55.9	55.6
Had Intercepted	17	22
PUNTS/AVERAGE	75/40.3	70/42.6
PUNT RETURNS/AVG	43/11.0	45/11.8
KICKOFF RETURNS/AVG	54/22.0	57/24.0
MISC. RETURNS/AVG	1/-2	3/57
INTERCEPTIONS/RET.	22/14.0	17/17.9
PENALTIES/YARDS	76/632	78/585
FUMBLES/BALL LOST	23/13	22/11
TOTAL POINTS	302	294
Avg. Points per Game	21.6	21.0
Touchdowns	39	35
By Rushing	20	17
By Passing	18	14
By Returns	1	4
Field Goals	11/21	16/42
Conversions	35/39	34/35

SCORE BY PERIODS	1	2	3	4	OT	Total
BRONCOS	80	80	91	51	0	302
OPPONENTS	65	88	73	68	0	294

SCORING	TD	Ru	Pa	Rt	PAT	FG	S	PTS
Armstrong	12	9	3	0	0/0	0/0	0	72
Turner	0	0	0	0	35/38	11/21	0	68
Keyworth	10	10	0	0	0/0	0/0	0	60
Odoms	6	0	6	0	0/0	0/0	0	36
Van Heusen	4	0	4	0	0/0	0/0	0	24
Simmons	2	0	2	0	0/0	0/0	0	12
Moses	2	0	2	0	0/0	0/0	0	12
Thompson	1	0	0	1	0/0	0/0	0	6
Little	1	1	0	0	0/0	0/0	0	6
Stowe	1	0	1	0	0/0	0/0	0	6
BRONCOS	**39**	**20**	**18**	**1**	**35/39**	**11/21**	**0**	**302**
OPPONENTS	**35**	**17**	**14**	**4**	**34/35**	**16/42**	**1**	**294**

RUSHING	No.	Yds.	Avg.	Long	TD
Armstrong	263	1407	5.3	43	9
Keyworth	81	374	4.6	30t	10
Little	117	312	2.7	22	1
Odoms	4	25	6.3	31	0
Hufnagel	2	22	11.0	18	0
Moses	2	16	8.0	11	0
Ross	3	8	2.7	7	0
Stowe	1	1	1.0	1	0
Van Heusen	1	-1	-1.0	-1	0
Lynch	3	-2	-0.7	1	0
Ramsey	5	-2	-0.4	1	0
Johnson	4	-3	-0.8	-1	0
BRONCOS	**486**	**2157**	**4.4**	**43**	**20**
OPPONENTS	**487**	**1808**	**3.7**	**27**	**17**

RECEIVING	No.	Yds.	Avg.	Long	TD
Odoms	42	639	15.2	41	6
Armstrong	38	405	10.7	48t	3
Moses	34	559	16.4	42	2
Little	29	344	11.8	72	0
Van Heusen	16	421	26.3	73t	4
Keyworth	12	109	9.1	18	0
Simmons	10	161	16.1	36	2
Stowe	2	9	4.5	5	1
Ross	1	13	13.0	13	0
BRONCOS	**184**	**2660**	**14.5**	**73t**	**18**
OPPONENTS	**237**	**2805**	**11.8**	**61t**	**14**

INTERCEPTIONS	No.	Yds.	Avg.	Long	TD
Thompson	5	105	21.0	38t	1
Jones	5	19	3.8	11	0
Rowser	4	56	14.0	33	0
May	2	40	20.0	25	0
T. Jackson	1	39	39.0	39	0
Greer	1	23	23.0	23	0
Laskey	1	3	3.0	3	0
Pitts	1	2	2.0	2	0
E. Smith	1	0	0.0	0	0
Tyler	1	0	0.0	0	0
Hepburn	0	*22	0.0	22	0
BRONCOS	**22**	**309**	**14.0**	**39**	**1**
OPPONENTS	**17**	**304**	**17.9**	**55t**	**3**

**return yardage gained by lateral*

PUNTING	No.	Yds.	Avg.	Long	B
Van Heusen	75	3024	40.3	61	0
OPPONENTS	**70**	**2985**	**42.6**	**66**	**0**

PUNT RETURNS	No.	FC	Yds.	Avg.	Long	TD
Thompson	26	1	350	13.5	60	0
Little	4	1	34	8.5	17	0
Greer	13	5	90	6.9	12	0
BRONCOS	**43**	**7**	**474**	**11.0**	**60**	**0**
OPPONENTS	**45**	**1**	**529**	**11.8**	**72**	**0**

KICKOFF RETURNS	No.	Yds.	Avg.	Long	TD
Thompson	13	325	25.0	37	0
Armstrong	16	386	24.1	41	0
Keyworth	4	85	22.3	26	0
Little	8	171	21.4	31	0
Brown	3	56	18.7	22	0
Ross	7	117	16.7	31	0
Criter	3	48	16.0	20	0
BRONCOS	**54**	**1188**	**22.0**	**41**	**0**
OPPONENTS	**57**	**1369**	**24.0**	**84t**	**1**

FIELD GOAL BREAKDOWN

Distance	1-19	20-29	30-39	40-49	50+
Turner	0/1	3/4	6/7	2/8	0/1
OPPONENTS	**2/2**	**8/9**	**4/6**	**1/3**	**1/4**

TURNER: (39G) (41N) (34G) (41G,19N) (24N) (34G, 20G) (47N,51N) (27G) (37G) () (30G,33G,42N) (42N,21G,45N) (43G,44N) (31N)

SACKS: Alzado 13, Chavous 9, T. Jackson 4, Duranko 1, Grant 1, May 1, E. Smith 1, Simone 1, Pitts 1, **TOTAL 32.0**

PASSING	Att.	Comp.	Yds.	Comp.%	Yd./Att.	Sack/Lost	TD	TD%	Int	Int%	LG	Rtg.
Johnson	244	136	1969	55.7	8.07	35/270	13	5.3	9	3.7	73t	84.3
Ramsey	74	41	580	55.4	7.84	9/55	5	6.8	7	9.5	43t	64.0
Hufnagel	10	6	70	60.0	7.00	1/7	0	0.0	1	14.3	28	41.7
Van Heusen	1	1	41	100.0	41.00	0/0	0	0.0	0	0.0	41	120.0
BRONCOS	**329**	**184**	**2660**	**55.9**	**8.09**	**45/332**	**18**	**5.5**	**17**	**5.2**	**73t**	**79.1**
OPPONENTS	**426**	**237**	**2805**	**55.6**	**6.58**	**32/222**	**14**	**3.3**	**22**	**5.2**	**61t**	**65.3**

1974 DEFENSIVE STATS

(based on unofficial press box statistics)

	TT	UT	A	SACKS	I-YDS	FR
1 Jackson	121	80	41	4	1-39	0
2 May	103	68	35	1	2-40	1
3 Thompson	86	63	23	0	5-105	2
4 Alzado	84	58	26	13	0-0	2
5 Chavous	82	53	29	9	0-0	2
6 Grant	54	38	16	1	0-0	0
7 Gradishar	53	42	11	0	0-0	0
O'Malley	53	36	17	0	0-0	0
9 Jones	47	41	6	0	5-19	0
10 Laskey	45	32	13	0	1-3	1
11 Greer	43	27	16	0	1-23	1
12 Rowser	42	36	6	0	4-56	0
13 Simone	29	21	8	1	0-0	1
14 Duranko	28	17	11	1	0-0	0
15 Criter	23	18	5	0	0-0	0
Hepburn	23	17	6	0	0-22	0
17 Pitts	18	14	4	1	1-2	0
18 P. Smith	13	4	9	0	0-0	1
19 Rizzo	10	10	0	0	0-0	0
20 Tyler	8	7	1	0	1-0	0
21 Graham	5	5	0	0	0-0	0
Kampa	5	3	2	0	0-0	0
23 E. Smith	4	2	2	1	1-0	0
TOTALS	**979**	**692**	**287**	**32**	**22-309**	**11**

1974 GAMES STARTED

OFFENSE			DEFENSE		
QB	Johnson, Charley	13	DE	Alzado, Lyle	14
QB	Ramsey, Steve	1	DE	Chavous, Barney	14
RB	Armstrong, Otis	14	DT	Duranko, Pete	9
RB	Keyworth, Jon	5	DT	Grant, John	13
RB	Little Floyd	9	DT	Kampa, Bob	1
WR	Masters, Billy	1	DT	Smith, Ed	3
WR	Moses, Haven	13	DT	Smith, Paul	2
WR	Simmons, Jerry	2	LB	Gradishar, Randy	3
WR	Van Heusen, Bill	12	LB	Jackson, Tom	12
TE	Odoms, Riley	14	LB	Laskey, Bil	10
C	Maples, Bobby	14	LB	May, Ray	12
T	Current, Mike	14	LB	O'Malley, Jim	5
T	Minor, Claudie	14	CB	Hepburn, Lonnie	4
G	Howard, Paul	5	CB	Jones, Calvin	14
G	Jackson, Larron	9	CB	Rowser, John	10
G	Lyons, Tom	14	S	Greer, Charles	10
			S	Pitts, John	4
			S	Thompson, Billy	14

1974 COACHES

John Ralston (Head Coach), **Max Coley** (Offensive Coordinator/Backfield), **Joe Collier** (Defensive Coordinator), **Kay Dalton** (Wide Receivers), **Jerry Frei** (Offensive Line), **Bob Gambold** (Defensive Backs), **Myrel Moore** (Linebackers/Special Teams), **Doc Urich** (Defensive Line).

1974 LEADERS / RANKINGS

INDIVIDUAL	PLAYER ....NO.	AFC RANK	NFL RANK	NFL LEADER ....NO.
Points	Armstrong 72	7t	11t	Marcol (GB) 94
Rushing Yards	Armstrong 1,407	1	1	Armstrong (DEN) ...1,407
Passing Yards	Johnson 1,969	5	8	Anderson (CIN) 2,667
Passer Rating	Johnson 84.3	3	4	Anderson (CIN) 95.7
Receiving Yards	Odoms 639	4	12	Branch (OAK) 1,092
Receptions	Odoms 42	4t	15t	Mitchell (BAL) 72
Interceptions	Thompson/Jones 5	8t	13t	Thomas (KC) 12

OFFENSE ....NO.	AFC RANK	NFL RANK	NFL LEADER ....NO.
Points Per Game 21.6	5	8	Oakland 25.4
Total Yards Per Game 320.4	3	5	Dallas 355.9
Yards Per Play 5.2	2	2	Cincinnati 5.4
Rushing Yards Per Game 154.1	4	5	Dallas 175.3
Net Passing Yards Per Game 166.3	5	9	Washington 200.1

DEFENSE ....NO.	AFC RANK	NFL RANK	NFL LEADER ....NO.
Points Per Game 21.0	10	22	Los Angeles 12.9
Total Yards Per Game 313.6	9	21	Pittsburgh 219.6
Yards Per Play 4.6	4t	12t	Pittsburgh 3.6
Rushing Yards Per Game 129.1	5	13	Los Angeles 93.0
Net Passing Yards Per Game 184.5	11	24	Pittsburgh 104.7

1974 KEY AWARDS

Pro Bowl (2): RB Otis Armstrong, TE Riley Odoms. **All-Pro (2):** RB Otis Armstrong, TE Riley Odoms.

1974 NFL STANDINGS

AFC EAST

Team	W	L	T	Pct	PF	PA
y-Miami	11	3	0	.786	327	216
x-Buffalo	9	5	0	.643	264	244
New England	7	7	0	.500	348	289
New York Jets	7	7	0	.500	279	300
Baltimore	2	12	0	.143	190	329

AFC CENTRAL

Team	W	L	T	Pct	PF	PA
y-Pittsburgh	10	3	1	.750	305	189
Houston	7	7	0	.500	236	282
Cincinnati	7	7	0	.500	283	259
Cleveland	4	10	0	.286	251	344

AFC WEST

Team	W	L	T	Pct	PF	PA
y-Oakland	12	2	0	.857	355	228
Denver	**7**	**6**	**1**	**.563**	**302**	**294**
Kansas City	5	9	0	.357	233	293
San Diego	5	9	0	.357	212	285

NFC EAST

Team	W	L	T	Pct	PF	PA
y-St. Louis	10	4	0	.714	285	218
x-Washington	10	4	0	.714	320	196
Dallas	8	6	0	.571	297	235
Philadelphia	7	7	0	.500	242	217
New York Giants	2	12	0	.143	195	299

NFC CENTRAL

Team	W	L	T	Pct	PF	PA
y-Minnesota	10	4	0	.714	310	195
Detroit	7	7	0	.500	256	270
Green Bay	6	8	0	.429	210	206
Chicago	4	10	0	.286	152	279

NFC WEST

Team	W	L	T	Pct	PF	PA
y-Los Angeles	10	4	0	.714	263	181
San Francisco	6	8	0	.429	226	236
New Orleans	5	9	0	.357	166	263
Atlanta	3	11	0	.214	111	271

x – Wild Card Qualifier; y – Division Title

DIVISIONAL PLAYOFF GAMES

12/21 – at Oakland 28, Miami 26
12/21 – at Minnesota 30, St. Louis 14
12/22 – at Pittsburgh 32, Buffalo 14
12/22 – at Los Angeles 19, Washington 10

CONFERENCE CHAMPIONSHIPS

12/29 – Pittsburgh 24, at Oakland 13
12/29 – at Minnesota 14, Los Angeles 10

SUPER BOWL IX (NEW ORLEANS)

1/12 – Pittsburgh 16, Minnesota 6

1973 FINAL STATISTICS (7-5-2)

Head Coach: John Ralston **AFC West**: 3rd **Home Stadium**: Mile High Stadium

Date	W-L	Score	Opponent	Attendance
Sept 16	W	28-10	Cincinnati	49,059
Sept 23	L	34-36	San Francisco	51,706
Sept 30	L	14-33	Chicago	51,159
Oct 7	L	14-16	at Kansas City	71,414
Oct 14	W	48-20	at Houston	32,801
Oct 22	T	23-23	Oakland	51,270
Oct 28	W	40-28	at New York	55,108
Nov 4	T	17-17	at St. Louis	46,565
Nov 11	W	30-19	San Diego	51,034
Nov 18	W	23-13	at Pittsburgh	48,580
Nov 25	W	14-10	Kansas City	51,331
Dec 2	L	10-22	Dallas	51,508
Dec 9	W	42-28	at San Diego	44,954
Dec 16	L	17-21	at Oakland	51,910

TEAM STATISTICS	Den	Opp
TOTAL FIRST DOWNS	253	239
Rushing	111	97
Passing	127	121
Penalty	15	21
3RD DOWN: MADE/ATT	79/203	77/203
3rd Down Pct.	38.9	37.9
TOTAL NET YARDS	4473	4235
Avg. Per Game	319.5	302.5
Total Plays	893	872
Avg. Per Play	5.0	4.9
NET YARDS RUSHING	1954	1795
Avg. Per Game	139.6	128.2
Total Rushes	487	455
Avg. Per Rush	4.0	4.0
NET YARDS PASSING	2519	2440
Avg. Per Game	179.9	174.3
Sacked/Yards Lost	27/187	36/326
Gross Yards	2706	2766
Att./Completions	378/196	417/202
Completion Pct.	51.9	48.4
Had Intercepted	20	14
PUNTS/AVERAGE	69/45.1	69/43.3
PUNT RETURNS/AVG	40/10.1	31/8.3
KICKOFF RETURNS/AVG	36/22.0	61/20.4
MISC. RETURNS/AVG	4/25	6/57
INTERCEPTIONS/RET.	14/15.7	20/16.6
PENALTIES/YARDS	83/745	84/837
FUMBLES/BALL LOST	21/9	26/15
TOTAL POINTS	354	296
Avg. Points per Game	25.2	21.1
Touchdowns	41	31
By Rushing	16	14
By Passing	22	15
By Returns	3	2
Field Goals	22/33	28/35
Conversions	40/41	30/31

SCORE BY PERIODS	1	2	3	4	OT	Total
BRONCOS	79	83	80	112	—	354
OPPONENTS	57	98	72	69	—	296

SCORING	TD	Ru	Pa	Rt	PAT	FG	S	PTS
Turner	0	0	0	0	40/40	22/33	0	106
Little	13	12	0	0	0/0	0/0	0	78
Moses	9	1	8	0	0/0	0/0	0	54
Odoms	7	0	7	0	0/0	0/0	0	42
Washington	3	0	3	0	0/0	0/0	0	18
Thompson	2	0	0	2	0/0	0/0	0	12
Dawkins	2	2	0	0	0/0	0/0	0	12
Anderson	1	1	0	0	0/0	0/0	0	6
Armstrong	1	0	1	0	0/0	0/0	0	6
Simmons	1	0	1	0	0/0	0/0	0	6
Van Heusen	1	0	1	0	0/0	0/0	0	6
Mitchell	1	0	0	1	0/0	0/0	0	6
Criter	0	0	0	0	0/0	0/0	1	2
BRONCOS	**41**	**16**	**22**	**3**	**40/41**	**22/33**	**1**	**354**
OPPONENTS	**31**	**14**	**15**	**2**	**30/31**	**28/35**	**1**	**296**

RUSHING	No.	Yds.	Avg.	Long	TD
Little	256	979	3.8	47	12
Dawkins	160	706	4.4	72t	2
Armstrong	26	90	3.5	24	0
Anderson	19	61	3.2	11	1
Odoms	5	53	10.6	21	0
Ross	5	21	4.2	8	0
Van Heusen	4	34	8.5	32	0
Moses	3	25	8.3	22t	1
Johnson	7	-2	-0.3	0	0
Simmons	1	-4	-4.0	-4	0
Masters	1	-9	-9.0	-9	0
BRONCOS	**487**	**1954**	**4.0**	**72t**	**16**
OPPONENTS	**455**	**1795**	**4.0**	**30**	**14**

RECEIVING	No.	Yds.	Avg.	Long	TD
Odoms	43	629	14.6	47t	7
Little	41	423	10.3	50t	1
Dawkins	30	329	11.0	42	0
Moses	28	518	18.5	76t	8
Anderson	15	153	10.2	29	0
Simmons	13	249	19.2	53	1
Washington	10	150	15.0	28	3
Van Heusen	8	149	18.6	62t	1
Masters	5	65	13.0	28	0
Armstrong	2	43	21.5	36t	1
L. Jackson	1	-2	-2.0	-2	0
BRONCOS	**196**	**2706**	**13.8**	**76t**	**22**
OPPONENTS	**202**	**2766**	**13.7**	**80**	**15**

INTERCEPTIONS	No.	Yds.	Avg.	Long	TD
Jones	4	69	17.3	31	0
Thompson	3	96	32.0	59	1
Mitchell	2	43	21.5	40	1
Laskey	2	3	1.5	3	0
Forsberg	1	7	7.0	7	0
May	1	1	1.0	1	0
Greer	1	1	1.0	1	0
BRONCOS	**14**	**220**	**15.7**	**59**	**2**
OPPONENTS	**20**	**331**	**16.6**	**80**	**1**

PUNTING	No.	Yds.	Avg.	Long	B
Van Heusen	69	3114	45.1	78	0
OPPONENTS	**69**	**2988**	**43.3**	**68**	**1**

PUNT RETURNS	No.	FC	Yds.	Avg.	Long	TD
Thompson	30	6	366	12.2	53	0
Tyler	4	0	20	5.0	6	0
Greer	3	3	11	3.7	11	0
Little	1	0	7	7.0	7	0
Mitchell	1	0	0	0.0	0	0
Criter	1	0	0	0.0	0	0
BRONCOS	**40**	**9**	**404**	**10.1**	**53**	**0**
OPPONENTS	**31**	**12**	**257**	**8.3**	**44**	**0**

KICKOFF RETURNS	No.	Yds.	Avg.	Long	TD
Armstrong	20	472	23.6	50	0
Dawkins	10	222	22.2	31	0
Thompson	1	25	25.0	25	0
Tyler	1	23	23.0	23	0
R. Montgomery	1	22	22.0	22	0
Lynch	1	14	14.0	14	0
Forsberg	1	12	12.0	12	0
Simone	1	3	3.0	3	0
BRONCOS	**36**	**793**	**22.0**	**50**	**0**
OPPONENTS	**61**	**1244**	**20.4**	**82**	**1**

FIELD GOAL BREAKDOWN

Distance	1-19	20-29	30-39	40-49	50+
Turner	5/5	5/5	8/9	3/9	1/5
OPPONENTS	**8/8**	**6/8**	**6/7**	**8/10**	**0/2**

TURNER: () (34G,28G) () (49N,51N) (32G,12G) (47N,52N,43G, 37G,35G) (21G,47G,19G,33G) (45N,44N,42N,12G) (39G, 39N) (32G,52N,11G, 46G) (50N) (29G) (40N,25G,35G,15G, 29G,) (50G)

SACKS: P. Smith 11, Alzado 9, Chavous 6, Duranko 6, May 3, Forsberg 1, Graham 1, Thompson 1, **TOTAL 38.0**

PASSING	Att.	Comp.	Yds.	Comp.%	Yd./Att.	Sack/Lost	TD	TD%	Int	Int%	LG	Rtg.
Johnson	346	184	2465	53.2	7.12	26/177	20	5.8	17	4.9	62t	75.3
Ramsey	27	10	194	37.0	7.18	0/0	2	7.4	2	7.4	76t	56.7
Anderson	3	2	47	66.6	15.73	0/0	0	0.0	0	0.0	0	150.0
Van Heusen	1	0	0	0.0	0.00	1/10	0	0.0	0	0.0	0	0.0
Turner	1	0	0	0.0	0.00	0/0	0	0.0	1	100.0	0	0.0
BRONCOS	**378**	**196**	**2706**	**51.9**	**7.16**	**27/187**	**22**	**5.8**	**20**	**5.3**	**76t**	**72.5**
OPPONENTS	**417**	**202**	**2766**	**48.4**	**6.63**	**36/326**	**16**	**3.8**	**14**	**3.4**	**80**	**68.9**

1973 DEFENSIVE STATS

(based on unofficial press box statistics)

	TT	UT	A	SACKS	I-YDS	FR
1 Graham	95	72	23	1	0-0	1
2 P. Smith	94	70	24	11	0-0	1
3 Alzado	66	46	20	9	0-0	1
4 Duranko	59	44	15	6	0-0	1
5 May	57	48	9	3	1-1	0
6 Thompson	52	35	17	1	3-96	1
7 Greer	46	38	8	0	1-1	1
8 Chavous	43	28	15	6	0-0	2
9 Jones	41	37	4	0	4-69	1
10 Laskey	37	25	12	0	2-3	1
11 Simone	34	28	6	0	0-0	1
12 Jackson	31	26	5	0	0-0	0
13 Tyler	30	26	4	0	0-0	2
14 Mitchell	28	28	0	0	2-43	0
15 Criter	15	10	5	0	0-0	1
16 Montgomery	13	10	3	0	0-0	0
17 O'Malley	10	7	3	0	0-0	1
18 Grant	9	7	2	0	0-0	1
19 Forsberg	8	7	1	1	1-7	0
20 Hackbert	7	4	3	0	0-0	0
21 Pitts	6	3	3	0	0-0	0
22 E. Smith	2	2	0	0	0-0	0
TOTALS	**783**	**601**	**182**	**38**	**14-220**	**16**

1973 GAMES STARTED

OFFENSE			DEFENSE		
QB	Johnson, Charley	14	DE	Alzado, Lyle	14
RB	Armstrong, Otis	1	DE	Chavous, Barney	14
RB	Dawkins, Joe	14	DT	Duranko, Pete	14
RB	Little, Floyd	13	DT	Smith, Paul	14
WR	Moses, Haven	14	LB	Graham, Tom	14
WR	Simmons, Jerry	13	LB	Jackson, Tom	4
WR	Van Heusen, Bill	1	LB	Laskey, Bil	11
TE	Odoms, Riley	14	LB	May, Ray	10
C	Maples, Bobby	14	LB	Simone, Mike	3
T	Current, Mike	14	CB	Jones, Calvin	14
T	Montgomery, Marv	10	CB	Mitchell, Leroy	12
G	Jackson, Larron	12	CB	Montgomery, Randy	2
G	Lyons, Tom	14	S	Greer, Charles	10
G	Schnitker, Mike	6	S	Hackbart, Dale	2
			S	Thompson, Billy	14
			S	Tyler, Maurice	2

1973 COACHES

John Ralston (Head Coach), **Max Coley** (Offensive Coordinator/Backfield), **Joe Collier** (Defensive Coordinator/Defensive Backs), **Dick Coury** (Wide Receivers), **Jerry Frei** (Offensive Line), **Bob Gambold** (Linebackers), **Myrel Moore** (Special Teams), **Doc Urich** (Defensive Line).

1973 LEADERS / RANKINGS

INDIVIDUAL	PLAYER ....NO.	AFC RANK	NFL RANK	NFL LEADER ....NO.
Points	Turner 106	3	5t	Ray (LA) 130
Rushing Yards	Little 979	5	9	Simpson (BUF) 2,003
Passing Yards	Johnson 2,465	2	3	Gabriel (PHI) 3,219
Passer Rating	Johnson 75.3	4	11	Staubach (DAL) 94.6
Receiving Yards	Odoms 629	7	14	Carmichael (PHI) 1,116
Receptions	Odoms 43	10t	15t	Carmichael (PHI) 67
Interceptions	Jones 4	9t	22t	Anderson (MIA)Wagner (PIT) 8

OFFENSE ....NO.	AFC RANK	NFL RANK	NFL LEADER ....NO.
Points Per Game 25.3	1	3	Los Angeles 27.7
Total Yards Per Game 319.5	3	6	Los Angeles 350.4
Yards Per Play 5.0	4	7	Miami 5.3
Rushing Yards Per Game 139.6	8	14	Buffalo 220.6
Net Passing Yards Per Game 179.9	1	3	Philadelphia 231.1

DEFENSE ....NO.	AFC RANK	NFL RANK	NFL LEADER ....NO.
Points Per Game 21.1	8	15	Miami 10.7
Total Yards Per Game 302.5	10	19	Los Angeles 210.8
Yards Per Play 4.9	8t	17t	Miami 3.7
Rushing Yards Per Game 128.2	3	6	Los Angeles 90.7
Net Passing Yards Per Game 174.3	13	24	Miami 92.1

1973 KEY AWARDS

Pro Bowl (4): RB Floyd Little, WR Haven Moses, TE Riley Odoms, DT Paul Smith. **All-Pro (2):** TE Riley Odoms, DT Paul Smith. **NFLPA Rookie of the Year:** DE Barney Chavous. **AP AFC Coach of the Year:** John Ralston.

1973 NFL STANDINGS

AFC EAST

Team	W	L	T	Pct	PF	PA
y-Miami	12	2	0	.857	343	150
Buffalo	9	5	0	.643	259	230
New England	5	9	0	.357	258	300
New York Jets	4	10	0	.286	240	306
Baltimore	4	10	0	.286	226	341

AFC CENTRAL

Team	W	L	T	Pct	PF	PA
y-Cincinnati	10	4	0	.714	286	231
x-Pittsburgh	10	4	0	.714	347	210
Cleveland	7	5	2	.571	234	255
Houston	1	13	0	.071	199	447

AFC WEST

Team	W	L	T	Pct	PF	PA
y-Oakland	9	4	1	.679	292	175
Kansas City	7	5	2	.571	231	192
Denver	**7**	**5**	**2**	**.571**	**354**	**296**
San Diego	2	11	1	.179	188	386

NFC EAST

Team	W	L	T	Pct	PF	PA
y-Dallas	10	4	0	.714	382	203
x-Washington	10	4	0	.714	325	198
Philadelphia	5	8	1	.393	310	393
St. Louis	4	9	1	.321	286	365
New York Giants	2	11	1	.179	226	362

NFC CENTRAL

Team	W	L	T	Pct	PF	PA
y-Minnesota	12	2	0	.857	296	168
Detroit	6	7	1	.464	271	247
Green Bay	5	7	2	.429	202	259
Chicago	3	11	0	.214	195	334

NFC WEST

Team	W	L	T	Pct	PF	PA
y-Los Angeles	12	2	0	.857	388	178
Atlanta	9	5	0	.643	318	224
San Francisco	5	9	0	.357	262	319
New Orleans	5	9	0	.357	163	312

x – Wild Card Qualifier; y – Division Title

DIVISIONAL PLAYOFF GAMES

12/22 – at Oakland 33, Pittsburgh 14
12/22 – at Minnesota 27, Washington 20
12/23 – at Miami 34, Cincinnati 16
12/23 – at Dallas 27, Los Angeles 16

CONFERENCE CHAMPIONSHIPS

12/30 – at Miami 27, Oakland 10
12/30 – Minnesota 27, at Dallas 10

SUPER BOWL VIII (HOUSTON)

1/13 – Miami 24, Minnesota 7

1972 FINAL STATISTICS (5-9)

Head Coach: John Ralston **AFC West**: 3rd **Home Stadium**: Mile High Stadium

Date	W-L	Score	Opponent	Attendance
Sept 17	W	30-17	Houston	51,656
Sept 24	L	14-37	at San Diego	49,048
Oct 1	L	24-45	Kansas City	51,656
Oct 8	L	10-21	at Cincinnati	55,812
Oct 15	L	20-23	Minnesota	51,656
Oct 22	W	30-23	at Oakland	53,551
Oct 29	L	20-27	Cleveland	51,656
Nov 5	L	17-29	at New York Giants	62,689
Nov 12	W	16-10	at Los Angeles	65,398
Nov 19	L	20-37	Oakland	51,656
Nov 26	L	20-23	at Atlanta	58,850
Dec 3	L	21-24	at Kansas City	66,725
Dec 10	W	38-13	San Diego	51,478
Dec 17	W	45-21	New England	51,656

TEAM STATISTICS	Den	Opp
TOTAL FIRST DOWNS	237	251
Rushing	87	102
Passing	132	123
Penalty	18	26
3RD DOWN: MADE/ATT	75/177	74/190
3rd Down Pct.	42.4	38.9
TOTAL NET YARDS	4472	3851
Avg. Per Game	319.4	275.1
Total Plays	831	876
Avg. Per Play	5.4	4.4
NET YARDS RUSHING	1838	1668
Avg. Per Game	131.3	119.1
Total Rushes	409	439
Avg. Per Rush	4.5	3.8
NET YARDS PASSING	2634	2183
Avg. Per Game	188.1	155.9
Sacked/Yards Lost	38/266	41/357
Gross Yards	2900	2540
Att./Completions	384/201	397/206
Completion Pct.	52.3	51.9
Had Intercepted	23	10
PUNTS/AVERAGE	60/40.1	66/45.2
PUNT RETURNS/AVG	28/11.1	28/8.9
KICKOFF RETURNS/AVG	55/22.8	54/23.1
MISC. RETURNS/AVG	18/30	15/81
INTERCEPTIONS/RET.	10/10.9	23/19.2
PENALTIES/YARDS	89/827	83/784
FUMBLES/BALL LOST	25/11	27/12
TOTAL POINTS	325	350
Avg. Points per Game	23.2	25.0
Touchdowns	38	41
By Rushing	17	15
By Passing	19	19
By Returns	2	7
Field Goals	20/29	21/33
Conversions	37	39

SCORE BY PERIODS	1	2	3	4	OT	Total
BRONCOS	85	92	54	94	—	325
OPPONENTS	35	120	81	114	—	350

SCORING	TD	Ru	Pa	Rt	PAT	FG	S	PTS
Turner	0	0	0	0	37/37	20/29	0	97
Little	13	9	4	0	0/0	0/0	0	78
Moses	5	0	5	0	0/0	0/0	0	30
Masters	3	0	3	0	0/0	0/0	0	18
Sherman	3	0	3	0	0/0	0/0	0	18
Anderson	2	1	1	0	0/0	0/0	0	12
Ramsey	2	2	0	0	0/0	0/0	0	12
Simmons	2	0	2	0	0/0	0/0	0	12
Dawkins	2	2	0	0	0/0	0/0	0	12
Lynch	2	2	0	0	0/0	0/0	0	12
Van Heusen	1	1	0	0	0/0	0/0	0	6
Montgomery	1	0	0	1	0/0	0/0	0	6
Odoms	1	0	1	0	0/0	0/0	0	6
Greer	1	0	0	1	0/0	0/0	0	6
BRONCOS	**38**	**17**	**19**	**2**	**37/37**	**20/29**	**0**	**325**
OPPONENTS	**41**	**15**	**19**	**7**	**39/39**	**21/33**	**1**	**350**

RUSHING	No.	Yds.	Avg.	Long	TD
Little	216	859	4.0	55t	9
Anderson	72	319	4.4	40	1
Dawkins	56	243	4.4	19	2
Lynch	34	164	4.8	28	2
Van Heusen	3	76	25.3	66t	1
Odoms	5	72	14.4	27	0
Krieg	1	63	63.0	63	0
Ramsey	5	15	3.0	8t	2
Moses	2	11	5.5	14	0
Harrison	1	9	9.0	9	0
OTHERS	14	7	0.5	0	0
BRONCOS	**409**	**1838**	**4.5**	**66t**	**17**
OPPONENTS	**439**	**1668**	**3.8**	**51**	**15**

RECEIVING	No.	Yds.	Avg.	Long	TD
Sherman	38	661	17.4	55	3
Little	28	366	13.1	40	4
Masters	25	393	15.7	27	3
Anderson	23	216	9.3	40	1
Odoms	21	320	15.2	48	1
Dawkins	18	242	13.4	60	0
Simmons	17	235	13.8	35t	2
Moses	15	224	15.0	33	5
Lynch	7	75	10.7	17	0
Krieg	4	99	24.8	37	0
Van Heusen	4	59	14.8	25	0
C. Turner	1	10	10.0	10	0
BRONCOS	**201**	**2900**	**14.9**	**60**	**19**
OPPONENTS	**206**	**2540**	**12.3**	**57t**	**19**

INTERCEPTIONS	No.	Yds.	Avg.	Long	TD
Mitchell	3	27	9.0	27	0
Greer	2	18	9.0	17	0
Graham	2	10	5.0	7	0
Preece	1	30	30.0	30	0
R. Montgomery	1	20	20.0	20	0
Thompson	1	4	4.0	4	0
BRONCOS	**10**	**109**	**10.9**	**30**	**0**
OPPONENTS	**23**	**441**	**19.2**	**61t**	**6**

PUNTING	No.	Yds.	Avg.	Long	B
Van Heusen	60	2408	40.1	60	1
OPPONENTS	**66**	**2980**	**45.2**	**69**	**0**

PUNT RETURNS	No.	FC	Yds.	Avg.	Long	TD
Thompson	3	1	84	28.0	59	0
Greer	3	0	66	22.0	65t	1
Sherman	10	5	89	8.9	18	0
Little	8	2	64	8.0	29	0
OTHERS	4	0	7	1.8	5	0
BRONCOS	**28**	**8**	**310**	**11.1**	**65t**	**1**
OPPONENTS	**28**	**19**	**249**	**8.9**	**66t**	**1**

KICKOFF RETURNS	No.	Yds.	Avg.	Long	TD
R. Montgomery	29	756	26.1	94t	1
C. Turner	1	25	25.0	25	0
Dawkins	15	357	23.8	28	0
Krieg	1	18	18.0	18	0
Little	3	48	16.0	22	0
Lynch	3	45	15.0	17	0
Anderson	1	13	13.0	13	0
OTHERS	2	-6	-3.0	-6	0
BRONCOS	**55**	**1256**	**22.8**	**94t**	**1**
OPPONENTS	**54**	**1246**	**23.1**	**43**	**0**

FIELD GOAL BREAKDOWN

Distance	1-19	20-29	30-39	40-49	50+
Turner	6/6	2/3	6/8	6/11	0/1
OPPONENTS	**4/4**	**5/5**	**4/7**	**7/14**	**1/3**

TURNER: (15G,29G,40G) () (16G) (38G,47N) (37N, 30N) (40N, 44G,8G,27G) (32G,27N,43G) (40G) (46N,38G,12G,36G) (49G,45G,41N) (13G,38G, 49N) (51N) (12G) (35G)

SACKS: Alzado 10.5, P. Smith 10.5, Duranko 4.5, Graham 3, McKoy 3, Myrtle 2.5, R. Jackson 2, Forsberg 1, Hoffman 1, Geddes 1, Domres 1, Team 1, **TOTAL 41.0**

PASSING	Att.	Comp.	Yds.	Comp.%	Yd./Att.	Sack/Lost	TD	TD%	Int	Int%	LG	Rtg.
Johnson	238	132	1783	55.5	7.49	12/82	14	5.9	14	5.9	60	74.6
Ramsey	137	65	1050	47.4	7.66	26/184	3	2.2	9	6.6	55	53.5
Little	2	2	43	100.0	21.50	0/0	1	50.0	0	0.0	35t	158.3
Anderson	3	1	14	33.3	4.67	0/0	1	3.3	0	0.0	14t	88.9
Ernst	4	1	10	25.0	2.50	0/0	0	0.0	0	0.0	10	39.6
BRONCOS	**384**	**201**	**2900**	**52.3**	**7.55**	**38/266**	**19**	**4.9**	**23**	**6.0**	**60**	**68.7**
OPPONENTS	**397**	**206**	**2540**	**51.9**	**6.40**	**41/357**	**19**	**4.8**	**10**	**2.5**	**57t**	**77.4**

1972 DEFENSIVE STATS

(based on unofficial press box statistics)

	TT	UT	A	SACKS	I-YDS	FR
1 Graham	73	55	18	3	2-10	1
2 Alzado	72	54	18	10.5	0-0	5
3 P. Smith	70	53	17	10.5	0-0	0
4 Greer	56	44	12	0	2-18	1
5 Preece	47	37	10	0	1-30	2
6 Mitchell	46	40	6	0	3-27	0
7 Duranko	43	32	11	4.5	0-0	0
8 Myrtle	40	32	8	2.5	0-0	0
9 Geddes	39	32	7	1	0-0	0
10 Voss	36	26	10	0	0-0	0
11 Forsberg	35	22	13	1	0-0	1
12 McKoy	31	27	4	3	0-0	0
Montgomery	31	26	5	0	1-20	1
14 Thompson	27	24	3	0	1-4	0
15 Simone	18	13	5	0	0-0	1
16 Saimes	17	11	6	0	0-0	0
17 Domres	11	10	1	1	0-0	0
18 R. Jackson	10	8	2	2	0-0	0
19 Parish	8	6	2	0	0-0	0
20 Criter	6	5	1	0	0-0	0
21 Hoffman	3	1	2	1	0-0	0
22 West	1	1	0	0	0-0	0
23 Team	0	0	0	1	0-0	0
TOTALS	**720**	**559**	**161**	**41**	**10-109**	**12**

1972 GAMES STARTED

OFFENSE		DEFENSE	
QB Johnson, Charley	9	DE Alzado, Lyle	14
QB Ramsey, Steve	5	DE Domres, Tom	3
RB Anderson, Bobby	9	DE Hoffman, John	1
RB Dawkins, Joe	5	DE Jackson, Rich	4
RB Little, Floyd	14	DE Voss, Lloyd	7
WR Harrison, Dwight	1	DT Duranko, Pete	13
WR Moses, Haven	6	DT Smith, Paul	14
WR Sherman, Rod	13	LB Forsberg, Fred	6
WR Simmons, Jerry	8	LB Geddes, Bob	3
TE Masters, Billy	14	LB Graham, Tom	9
C Goeddeke, George	1	LB McKoy, Bill	9
C Kaminski, Larry	9	LB Myrtle, Chip	14
C Mapples, Bobby	4	LB Parish, Don	1
T Current, Mike	14	CB Mitchell, Leroy	14
T Montgomery, Marv	14	CB Montgomery, Randy	8
G Jackson, Larron	14	S Greer, Charles	14
G Lyons, Tommy	9	S Preece, Steve	9
G Schnitker, Mike	5	S Saimes, George	3
		S/CB Thompson, Billy	8

1972 COACHES

John Ralston (Head Coach), **Max Coley** (Offensive Coordinator/Backfield), **Joe Collier** (Defensive Coordinator/Defensive Backs), **Dick Coury** (Wide Receivers), **Jerry Frei** (Offensive Line), **Bob Gambold** (Linebackers), **Myrel Moore** (Special Teams), **Doc Urich** (Defensive Line).

1972 LEADERS / RANKINGS

INDIVIDUAL	PLAYER ....NO.	AFC RANK	NFL RANK	NFL LEADER ....NO.
Points	Turner 97	5t	9t	Marcol (GB) 128
Rushing Yards	Little 859	8	14	Simpson (BUF) 1,251
Passing Yards	Johnson 1,783	8	17	Namath (NYJ) 2,816
Passer Rating	Johnson 74.6	3	8	Kilmer (WAS) 84.8
Receiving Yards	Sherman 661	9	16	Jackson (PHI) 1,048
Receptions	Sherman 38	14t	25t	Jackson (PHI) 62
Interceptions	Mitchell 3	26t	45t	Bradley (PHI) 9

OFFENSE ....NO.		AFC RANK	NFL RANK	NFL LEADER ....NO.
Points Per Game	23.2	5	9	Miami 27.5
Total Yards Per Game	319.4	4	5	Miami 359.7
Yards Per Play	5.4	3	2	New York Jets 5.8
Rushing Yards Per Game	131.3	10	18	Miami 211.4
Net Passing Yards Per Game	188.1	2	3	New York Jets 198.4

DEFENSE ....NO.		AFC RANK	NFL RANK	NFL LEADER ....NO.
Points Per Game	25.0	10	21	Miami 12.2
Total Yards Per Game	275.1	4	9	Miami 235.5
Yards Per Play	4.4	3	5	Pittsburgh 4.2
Rushing Yards Per Game	119.1	2	4	Dallas 108.2
Net Passing Yards Per Game	155.9	8	16	Minnesota 121.4

1972 KEY AWARDS

Pro Bowl (1): DT Paul Smith.

1972 NFL STANDINGS

AFC EAST

Team	W	L	T	Pct	PF	PA
y-Miami	14	0	0	1.000	385	171
New York Jets	7	7	0	.500	367	324
Baltimore	5	9	0	.357	235	252
Buffalo	4	9	1	.321	257	377
New England	3	11	0	.214	192	446

AFC CENTRAL

Team	W	L	T	Pct	PF	PA
y-Pittsburgh	11	3	0	.786	343	175
x-Cleveland	10	4	0	.714	268	249
Cincinnati	8	6	0	.571	299	229
Houston	1	13	0	.071	164	380

AFC WEST

Team	W	L	T	Pct	PF	PA
y-Oakland	10	3	1	.750	365	248
Kansas City	8	6	0	.571	287	254
Denver	**5**	**9**	**0**	**.357**	**325**	**350**
San Diego	4	9	1	.321	264	344

NFC EAST

Team	W	L	T	Pct	PF	PA
y-Washington	11	3	0	.786	336	218
x-Dallas	10	4	0	.714	319	240
New York Giants	8	6	0	.571	331	247
St. Louis	4	9	1	.321	193	303
Philadelphia	2	11	1	.179	145	352

NFC CENTRAL

Team	W	L	T	Pct	PF	PA
y-Green Bay	10	4	0	.714	304	226
Detroit	8	5	1	.607	339	290
Minnesota	7	7	0	.500	301	252
Chicago	4	9	1	.321	225	275

NFC WEST

Team	W	L	T	Pct	PF	PA
y-San Francisco	8	5	1	.607	353	249
Atlanta	7	7	0	.500	269	274
Los Angeles	6	7	1	.464	291	286
New Orleans	2	11	1	.179	215	361

x – Wild Card Qualifier; y – Division Title

DIVISIONAL PLAYOFF GAMES

12/23 – at Pittsburgh 13, Oakland 7
12/23 – Dallas 30, at San Francisco 28
12/24 – at Miami 20, Cleveland 14
12/24 – at Washington 16, Green Bay 3

CONFERENCE CHAMPIONSHIPS

12/31 – Miami 21, at Pittsburgh 17
12/31 – at Washington 26, Dallas 3

SUPER BOWL VII (LOS ANGELES)

1/14 – Miami 14, Washington 7

1971 FINAL STATISTICS (4-9-1)

Head Coach: Lou Saban (9) / Jerry Smith (5) **AFC West**: 4th **Home Stadium**: Mile High Stadium

Date	W-L	Score	Opponent	Attendance
Sept 19	T	10-10	Miami	51,228
Sept 26	L	13-34	at Green Bay	47,957
Oct 3	L	3-16	Kansas City	51,200
Oct 10	L	16-27	Oakland	51,200
Oct 17	W	20-16	San Diego	51,200
Oct 24	W	27-0	at Cleveland	75,674
Oct 31	L	16-17	at Philadelphia	65,358
Nov 7	L	20-24	Detroit	51,200
Nov 14	L	10-24	Cincinnati	51,200
Nov 21	L	10-28	at Kansas City	49,945
Nov 28	W	22-10	at Pittsburgh	39,710
Dec 5	W	6-3	Chicago	51,200
Dec 12	L	17-45	at San Diego	44,347
Dec 19	L	13-21	at Oakland	54,651

TEAM STATISTICS	Den	Opp
TOTAL FIRST DOWNS	217	206
Rushing	102	90
Passing	105	91
Penalty	10	25
TOTAL NET YARDS	4158	3819
Avg. Per Game	297.0	272.9
Total Plays	891	825
Avg. Per Play	4.7	4.6
NET YARDS RUSHING	2093	1834
Avg. Per Game	149.5	131.0
Total Rushes	512	426
Avg. Per Rush	4.1	4.3
NET YARDS PASSING	2065	1985
Avg. Per Game	147.5	141.8
Sacked/Yards Lost	22/178	44/435
Gross Yards	2243	2420
Att./Completions	357/175	356/150
Completion Pct.	49.0	42.1
Had Intercepted	27	20
Avg. Gain per Attempt	5.4	5.0
Avg. Gain per Completion	12.8	16.1
PUNTS/AVERAGE	76/41.8	67/45.7
Had Blocked	2	0
PUNT RETURNS	41/320	45/468
Avg. Per Return	7.8	10.4
KICKOFF RETURNS	44/960	43/1059
Avg. Per Return	21.8	24.6
INTERCEPTIONS/RET.	20/288	27/432
PENALTIES/YARDS	67/781	78/771
FUMBLES/BALL LOST	25/12	36/20
TOUCHDOWNS	18	32
Rushing	9	11
Passing	8	18
Others (see individuals)	1	3
POINTS AFTER TOUCHDOWN	18	32
FIELD GOALS	25/38	17/34

Distance	1-19	20-29	30-39	40-59	50+
Turner	8/9	3/5	8/11	6/12	0/1
OPPONENTS	**5/5**	**6/9**	**4/7**	**2/11**	**0/2**

SCORE BY PERIODS	1	2	3	4	OT	Total
BRONCOS	39	62	32	70	—	203
OPPONENTS	54	74	86	61	—	275

SCORING	TD	Ru	Pa	Rt	PAT	FG	S	PTS
Turner	0	0	0	0	18/18	25/38	0	93
Little	6	6	0	0	0/0	0/0	0	36
Anderson	4	3	1	0	0/0	0/0	0	24
Harrison	2	0	2	0	0/0	0/0	0	12
Lynch	1	0	1	0	0/0	0/0	1	8
Post	1	0	1	0	0/0	0/0	0	6
Simmons	1	0	1	0	0/0	0/0	0	6
Masters	1	0	1	0	0/0	0/0	0	6
Forsberg	1	0	0	1	0/0	0/0	0	6
C. Turner	1	0	1	0	0/0	0/0	0	6
BRONCOS	**18**	**9**	**8**	**1**	**18/18**	**25/38**	**1**	**203**
OPPONENTS	**32**	**11**	**18**	**3**	**32/32**	**17/34**	**0**	**275**

PASSING	Att.	Comp.	Yds.	Comp.%	Yd./Att.	Sack/Lost	TD	TD%	Int	Int%	LG	Rtg.
Ramsey	178	84	1120	47.2	6.29	13/105	5	2.8	13	7.3	47	46.6
Horn	173	89	1056	51.4	6.10	8/67	3	1.7	14	8.1	74	42.4
Anderson	3	1	48	33.3	16.00	1/6	0	0.0	0	0.0	48	81.9
Gehrke	2	1	19	50.0	9.50	0/0	0	0.0	0	0.0	19	83.3
Little	1	0	0	0.0	0.00	0/0	0	0.0	0	0.0	—	39.6
Van Heusen	1	0	0	0.0	0.00	0/0	0	0.0	0	0.0	—	39.6
BRONCOS	**358**	**175**	**2243**	**48.9**	**6.27**	**22/178**	**8**	**2.2**	**27**	**7.5**	**74**	**44.9**
OPPONENTS	**356**	**150**	**2420**	**42.1**	**6.80**	**44/435**	**18**	**5.1**	**20**	**5.6**	**77**	**59.0**

RUSHING	No.	Yds.	Avg.	Long	TD
Little	284	1133	4.0	40	6
Anderson	139	533	3.8	36	3
Lynch	26	162	6.2	23	0
Masters	7	71	10.1	37	0
Post	18	44	2.4	16	0
C. Turner	17	43	2.5	9	0
Harrison	5	36	7.2	16	0
Mosier	4	31	7.8	29	0
Horn	6	15	2.5	10	0
Van Heusen	1	10	10.0	10	0
Simmons	1	7	7.0	7	0
Ramsey	3	6	2.0	6	0
Gehrke	1	2	2.0	2	0
BRONCOS	**512**	**2093**	**4.1**	**40**	**9**
OPPONENTS	**426**	**1834**	**4.3**	**54**	**11**

RECEIVING	No.	Yds.	Avg.	Long	TD
Anderson	37	353	9.5	31	1
Masters	27	382	14.1	25	1
Little	26	255	9.8	74	0
Simmons	25	403	16.1	47	1
Harrison	19	265	13.9	43t	2
Gehrke	14	254	18.1	48	0
Whalen	7	124	17.7	35	0
C. Turner	7	65	9.3	17	1
Post	4	46	11.5	15	1
Mosier	3	36	12.0	19	0
Lynch	2	42	21.0	40t	1
Bowdell	1	19	19.0	19	0
Van Heusen	1	10	10.0	10	0
Washington	1	0	0.0	0	0
Schnitker	1	-11	-11.0	-11	0
BRONCOS	**175**	**2243**	**12.8**	**74**	**8**
OPPONENTS	**150**	**2420**	**16.1**	**77**	**18**

INTERCEPTIONS	No.	Yds.	Avg.	Long	TD
Thompson	5	83	16.6	42	0
Forsberg	3	75	25.0	40	1
Myrtle	3	64	21.3	30	0
Greer	3	32	10.7	30	0
Gordon	2	21	10.5	21	0
Mitchell	2	0	0.0	0	0
Washington	1	8	8.0	8	0
Underwood	1	5	5.0	5	0
BRONCOS	**20**	**288**	**14.4**	**42**	**1**
OPPONENTS	**27**	**432**	**16.0**	**69**	**2**

PUNTING	No.	Yds.	Avg.	Long	B
Van Heusen	76	3176	41.8	62	2
OPPONENTS	**67**	**3061**	**45.7**	**73**	**0**

PUNT RETURNS	No.	FC	Yds.	Avg.	Long	TD
Thompson	29	4	274	9.4	28	0
Greer	11	0	46	4.2	14	0
Mitchell	0	1	0	0.0	0	0
BRONCOS	**41**	**4**	**320**	**7.8**	**28**	**0**
OPPONENTS	**45**	**14**	**468**	**10.4**	**74**	**0**

KICKOFF RETURNS	No.	Yds.	Avg.	Long	TD
Little	7	199	28.3	48	0
Anderson	8	187	23.4	33	0
Post	5	116	23.2	37	0
Thompson	5	105	21.0	24	0
C. Turner	5	100	20.0	41	0
R. Montgomery	4	80	20.0	34	0
Lynch	0	19	19.0	19	0
Forsberg	1	19	19.0	19	0
Dawkins	2	34	17.0	17	0
Criter	5	81	16.2	28	0
Bachman	2	20	10.0	13	0
BRONCOS	**44**	**960**	**21.8**	**48**	**0**
OPPONENTS	**43**	**1059**	**24.6**	**51**	**0**

SACKS: P. Smith 12, Alzado 8, Costa 6, Forsberg 4, R. Jackson 3.5, Campbell 2.5, Domres 2, Underwood 2, Inman 2, Myrtle 1, Washington 1, **TOTAL 44.0**

1971 DEFENSIVE STATS

(based on unofficial press box statistics)

	TT	UT	A	SACKS	I-YDS	FR
1 Forsberg	73	54	19	4	3-75	0
2 Saimes	56	46	10	0	0-0	1
3 Alzado	55	42	13	8	0-0	0
4 P. Smith	52	34	18	12	0-0	1
5 Myrtl	40	30	10	1	3-64	4
6 Thompson	38	31	7	0	5-83	1
Costa	38	25	13	6	0-0	3
8 Greer	37	28	9	0	3-32	0
9 Washington	35	29	6	1	1-8	1
10 Underwood	32	25	7	2	1-5	0
11 Mitchell	27	25	2	0	2-0	1
12 Jackson	22	14	8	3.5	0-0	1
13 Domres	19	12	7	2	0-0	0
14 Inman	15	10	5	2	0-0	1
15 Campbell	14	10	4	2.5	0-0	0
16 McKoy	8	7	1	0	0-0	0
Montgomery	8	6	2	0	0-0	0
18 Gordon	7	7	0	0	2-21	0
19 Criter	3	2	1	0	0-0	0
Byrd	3	1	2	0	0-0	0
21 Barnes	1	1	0	0	0-0	0
TOTALS	**583**	**439**	**144**	**44**	**20-288**	**14**

1971 GAMES STARTED

OFFENSE			DEFENSE		
QB	Horn, Don	9	DE	Alzado, Lyle	11
QB	Ramsey, Steve	5	DE	Campbell, Carter	2
RB	Anderson, Bobby	13	DE	Jackson, Rich	8
RB	Little, Floyd	13	DT	Costa, Dave	14
RB	Lynch, Fran	1	DT	Domres, Tom	5
RB	Post, Dickie	1	DT	Inman, Jerry	3
WR	Gehrke, Jack	10	DT	Smith, Paul	13
WR	Harrison, Dwight	5	LB	Forsberg, Fred	14
WR	Mosier, John	1	LB	Myrtle, Chip	14
WR	Simmons, Jerry	12	LB	Underwood, Olen	4
TE	Masters, Billy	12	LB	Washington, Dave	10
TE	Whalen, Jim	2	CB	Mitchell, Leroy	14
C/G	Goeddeke, George	12	CB	Thompson, Billy	14
C	Kaminski, Larry	3	S	Greer, Charles	14
T	Current, Mike	14	S	Saimes, George	14
T	Shoals, Roger	14			
G	Brunelli, Sam	4			
G	Jackson, Larron	9			
G	Lyons, Tommy	1			
G	Schnitker, Mike	13			

1971 COACHES

Lou Saban (Head Coach - First 9 Gms.), **Joe Collier** (Defensive Secondary), **Whitey Dovell** (Special Teams/Tight Ends), **Hunter Enis** (Offensive Backfield), **Stan Jones** (Defensive Line), **Jerry Smith** (Offensive Line / Head Coach - Final 5 Gms.).

1971 LEADERS / RANKINGS

INDIVIDUAL	PLAYER ..... NO.	AFC RANK	NFL RANK	NFL LEADER ..... NO.
Points	Turner 93	4	7	Yepremian (MIA) 117
Rushing Yards	Little 1,133	1	1	Little (DEN) 1,133
Passing Yards	Ramsey 1,120	12	26	Hadl (SD) 3,075
Passer Rating	Ramsey 46.6	9	19	Staubach (DAL) 104.8
Receiving Yards	Simmons 403	26	53	Taylor (KC) 1,110
Receptions	Anderson 37	17	29t	Biletnikoff (OAK) 61
Interceptions	Thompson 5	8t	19t	Bradley (PHI) 11

OFFENSE ..... NO.	AFC RANK	NFL RANK	NFL LEADER ..... NO.
Points Per Game 14.5	12	24	Dallas 29.0
Total Yards Per Game 297.0	6	11	Dallas 359.6
Yards Per Play 4.7	6	9t	Three Teams 5.5
Rushing Yards Per Game 149.5	5	10	Miami 173.5
Net Passing Yards Per Game 147.5	8	17	San Diego 223.9

DEFENSE ..... NO.	AFC RANK	NFL RANK	NFL LEADER ..... NO.
Points Per Game 19.6	6	12	Minnesota 9.9
Total Yards Per Game 272.9	5	10	Baltimore 203.7
Yards Per Play 4.6	3t	6t	Baltimore 3.8
Rushing Yards Per Game 131.0	8	14	Baltimore 79.5
Net Passing Yards Per Game 141.8	3	5	Atlanta 117.0

1971 KEY AWARDS

Pro Bowl (2): DE Rich Jackson, RB Floyd Little. **All-Pro (1):** RB Floyd Little.

1971 NFL STANDINGS

AFC EAST

Team	W	L	T	Pct	PF	PA
y-Miami	10	3	1	.769	315	174
x-Baltimore	10	4	0	.714	313	140
New England	6	8	0	.429	238	325
New York Jets	6	8	0	.429	212	299
Buffalo	1	13	0	.071	184	394

AFC CENTRAL

Team	W	L	T	Pct	PF	PA
y-Cleveland	9	5	0	.643	285	273
Pittsburgh	6	8	0	.429	246	292
Houston	4	9	1	.308	251	330
Cincinnati	4	10	0	.286	284	265

AFC WEST

Team	W	L	T	Pct	PF	PA
y-Kansas City	10	3	1	.769	302	208
Oakland	8	4	2	.667	344	278
San Diego	6	8	0	.429	311	341
Denver	**4**	**9**	**1**	**.308**	**203**	**275**

NFC EAST

Team	W	L	T	Pct	PF	PA
y-Dallas	11	3	0	.786	406	222
x-Washington	9	4	1	.692	276	190
Philadelphia	6	7	1	.462	221	302
St. Louis	4	9	1	.308	231	279
New York Giants	4	10	0	.286	228	362

NFC CENTRAL

Team	W	L	T	Pct	PF	PA
y-Minnesota	11	3	0	.786	245	139
Detroit	7	6	1	.538	341	286
Chicago	6	8	0	.429	185	276
Green Bay	4	8	2	.333	274	298

NFC WEST

Team	W	L	T	Pct	PF	PA
y-San Francisco	9	5	0	.643	300	216
Los Angeles	8	5	1	.615	313	260
Atlanta	7	6	1	.538	274	277
New Orleans	4	8	2	.333	266	347

x – Wild Card Qualifier; y – Division Title
(NOTE – in 1971 tie games were not included in winning percentage)

DIVISIONAL PLAYOFF GAMES

12/25 – Miami 27, at Kansas City 24 (OT)
12/25 – Dallas 20, at Minnesota 12
12/26 – Baltimore 20, at Cleveland 3
12/26 – at San Francisco 24, Washington 20

CONFERENCE CHAMPIONSHIPS

1/2 – at Miami 21, Baltimore 0
1/2 – at Dallas 14, San Francisco 3

SUPER BOWL VI (NEW ORLEANS)

1/16 – Dallas 24, Miami 3

1970 FINAL STATISTICS (5-8-1)

Head Coach: Lou Saban **AFC West**: 4th **Home Stadium**: Mile High Stadium

Date	W-L	Score	Opponent	Attendance
Sept 20	W	25-10	at Buffalo	34,882
Sept 27	W	16-13	Pittsburgh	50,705
Oct 4	W	26-13	Kansas City	50,705
Oct 11	L	23-35	at Oakland	54,436
Oct 18	W	24-10	Atlanta	50,705
Oct 25	L	14-19	at San Francisco	39,515
Nov 1	L	3-19	Washington	50,705
Nov 8	L	21-24	at San Diego	48,327
Nov 15	L	19-24	Oakland	50,959
Nov 22	W	31-6	at New Orleans	66,837
Nov 29	L	21-31	at Houston	35,733
Dec 6	L	0-16	at Kansas City	50,454
Dec 13	T	17-17	San Diego	50,959
Dec 20	L	13-27	Cleveland	51,001

TEAM STATISTICS	Den	Opp
TOTAL FIRST DOWNS	217	199
Rushing	87	67
Passing	112	118
Penalty	18	14
TOTAL NET YARDS	3827	3705
Avg. Per Game	273.4	264.6
Total Plays	883	838
Avg. Per Play	4.3	4.4
NET YARDS RUSHING	1802	1351
Avg. Per Game	128.7	96.5
Total Rushes	436	409
Avg. Per Rush	4.1	3.3
NET YARDS PASSING	2025	2354
Avg. Per Game	144.6	168.1
Sacked/Yards Lost	44/333	50/456
Gross Yards	2358	2810
Att./Completions	403/183	379/191
Completion Pct.	45.4	50.4
Had Intercepted	28	16
Avg. Gain per Attempt	5.0	6.2
Avg. Gain per Completion	12.9	14.7
PUNTS/AVERAGE	87/42.9	89/44.9
Had Blocked	0	0
PUNT RETURNS	63/556	56/416
Avg. Per Return	8.8	7.4
KICKOFF RETURNS	49/1114	24/544
Avg. Per Return	22.7	22.7
INTERCEPTIONS/RET.	16/220	28/213
PENALTIES/YARDS	94/887	82/802
FUMBLES/BALL LOST	23/13	35/16
TOUCHDOWNS	28	28
Rushing	17	7
Passing	11	20
Others (see individuals)	0	1
POINTS AFTER TOUCHDOWN	27	27
FIELD GOALS	18/32	23/36

Distance	1-19	20-29	30-39	40-59	50+
Howfield	2/3	3/6	5/7	6/9	2/5

SCORE BY PERIODS	1	2	3	4	OT	Total
BRONCOS	44	60	45	104	—	253
OPPONENTS	74	93	57	40	—	264

SCORING	TD	Ru	Pa	Rt	PAT	FG	S	PTS
Howfield	0	0	0	0	27/28	18/32	0	81
Crenshaw	6	5	1	0	0/0	0/0	0	36
Anderson	4	4	0	0	0/0	0/0	0	24
Little	3	3	0	0	0/0	0/0	0	18
Whalen	3	0	3	0	0/0	0/0	0	18
Denson	2	0	2	0	0/0	0/0	0	12
Masters	2	0	2	0	0/0	0/0	0	12
Turner	2	2	0	0	0/0	0/0	0	12
Van Heusen	2	0	2	0	0/0	0/0	0	12
Haffner	1	0	1	0	0/0	0/0	0	6
Liske	1	1	0	0	0/0	0/0	0	6
Lynch	1	1	0	0	0/0	0/0	0	6
Pastrana	1	1	0	0	0/0	0/0	0	6
Washington	0	0	0	0	0/0	0/0	1	2
TEAM	0	0	0	0	0/0	0/0	1	2
BRONCOS	**28**	**17**	**11**	**0**	**27/28**	**18/32**	**2**	**253**
OPPONENTS	**28**	**7**	**20**	**1**	**27/28**	**23/36**	**0**	**264**

RUSHING	No.	Yds.	Avg.	Long	TD
Little	209	901	4.3	80t	3
Anderson	83	368	4.4	27t	4
Crenshaw	69	200	2.9	25	5
Turner	29	106	3.7	12	2
Pastrana	14	89	6.4	14	1
Lynch	20	81	4.1	19	1
Liske	7	42	6.0	14	1
Tensi	4	14	3.5	15	0
Haffner	1	1	1.0	1	0
BRONCOS	**436**	**1802**	**4.1**	**80t**	**17**
OPPONENTS	**409**	**1351**	**3.3**	**65t**	**7**

RECEIVING	No.	Yds.	Avg.	Long	TD
Denson	47	646	13.7	42	2
Whalen	36	503	14.0	34	3
Crenshaw	18	105	5.8	35	1
Little	17	161	9.5	39	0
Van Heusen	16	382	23.9	74	2
Haffner	12	196	16.3	28t	1
Anderson	9	140	15.6	37	0
Masters	9	83	9.2	18	2
Turner	8	23	2.9	11	0
Lynch	7	69	9.9	36	0
Embree	4	50	12.5	20	0
BRONCOS	**183**	**2358**	**12.9**	**74**	**11**
OPPONENTS	**191**	**2810**	**14.7**	**63t**	**20**

INTERCEPTIONS	No.	Yds.	Avg.	Long	TD
Martha	6	99	16.5	50	0
Greer	4	20	5.0	15	0
Gordon	3	26	8.7	24	0
Thompson	2	65	32.5	33	0
Wade	1	10	10.0	10	0
BRONCOS	**16**	**220**	**13.8**	**50**	**0**
OPPONENTS	**28**	**213**	**7.6**	**26**	**0**

PUNTING	No.	Yds.	Avg.	Long	B
Van Heusen	87	3732	42.9	64	0
OPPONENTS	**89**	**3998**	**44.9**	**68**	**0**

PUNT RETURNS	No.	FC	Yds.	Avg.	Long	TD
Thompson	23	1	233	10.1	45	0
Greer	14	4	123	8.8	38	0
Little	22	3	187	8.5	24	0
Jaquess	4	5	13	3.3	7	0
BRONCOS	**63**	**13**	**556**	**8.8**	**45**	**0**
OPPONENTS	**56**	**16**	**416**	**7.4**	**60**	**0**

KICKOFF RETURNS	No.	Yds.	Avg.	Long	TD
Anderson	21	520	24.8	39	0
Thompson	9	188	20.9	29	0
Hendren	8	197	24.6	30	0
Little	6	126	21.0	28	0
Criter	2	20	10.0	10	0
Turner	1	31	31.0	31	0
Washington	1	20	20.0	20	0
Myrtle	1	1	1.0	1	0
Lynch	0	11	—	11	0
BRONCOS	**49**	**1114**	**22.7**	**39**	**0**
OPPONENTS	**24**	**544**	**22.7**	**51**	**0**

**return yardage gained by lateral*

SACKS: P. Smith 11.5, Jackson 10, Costa 9, Duranko 7, Washington 5.5, Myrtle 3, Cunningham 1, Greer 1, Inman 0.5, Roche 0.5, Team 1, **TOTAL 50.0**

PASSING	Att.	Comp.	Yds.	Comp.%	Yd./Att.	Sack/Lost	TD	TD%	Int	Int%	LG	Rtg.
Liske	238	112	1340	47.1	5.63	28/228	7	2.9	11	4.6	74	55.3
Tensi	80	38	539	47.5	6.74	6/35	3	3.8	8	10.0	42	42.7
Pastrana	75	29	420	38.7	5.60	8/60	1	1.3	9	12.0	58t	22.5
Anderson	7	4	59	57.1	8.43	1/5	0	0.0	0	0.0	25	84.8
Van Heusen	1	0	0	0.0	0.00	0/0	0	0.0	0	0.0	—	39.6
Little	2	0	0	0.0	0.00	1/5	0	0.0	0	0.0	—	39.6
BRONCOS	**403**	**193**	**2358**	**45.4**	**5.85**	**44/333**	**11**	**2.7**	**28**	**6.9**	**74**	**44.5**
OPPONENTS	**379**	**191**	**2810**	**50.4**	**7.41**	**50/456**	**20**	**5.3**	**16**	**4.2**	**63t**	**75.0**

1970 DEFENSIVE STATS

(based on unofficial press box statistics)

	TT	UT	A	SACKS	I-YDS	FR
1 Jackson	88	64	24	10	0-0	0
2 Forsberg	85	65	20	0	0-0	1
3 P. Smith	79	59	20	11.5	0-0	0
4 Costa	68	44	24	9	0-0	3
5 Martha	64	41	23	0	6-99	0
6 Greer	63	51	12	1	4-20	3
7 Washington	48	36	12	5.5	0-0	1
8 Duranko	47	41	6	7	0-0	0
9 Cunningham	39	23	16	1	0-0	2
10 Gordon	38	33	5	0	3-26	0
11 Thompson	30	25	5	0	2-65	1
12 Saimes	23	17	6	0	0-0	0
13 Jaquess	22	18	4	0	0-0	0
Myrtle	22	13	9	3	0-0	1
15 Inman	16	7	9	0.5	0-0	0
16 Roche	13	10	3	0.5	0-0	0
17 Butler	10	9	1	0	0-0	0
18 Criter	8	5	3	0	0-0	1
19 Wade	7	5	2	0	1-10	0
20 Edgerson	6	5	1	0	0-0	0
21 Garrett	2	2	0	0	0-0	0
22 Barnes	1	1	0	0	0-0	0
23 Team	0	0	0	0.5	0-0	0
TOTALS	**779**	**574**	**205**	**49.5**	**16-220**	**13**

1970 GAMES STARTED

OFFENSE		DEFENSE	
QB Liske, Pete	9	DE Duranko, Pete	14
QB Pastrana, Al	3	DE Jackson, Rich	14
QB Tensi, Steve	2	DT Costa, Dave	14
RB Crenshaw, Willis	12	DT Smith, Paul	14
RB Little, Floyd	14	LB Criter, Ken	1
RB Lynch, Fran	2	LB Cunningham, Carl	14
WR Denson, Al	14	LB Forsberg, Fred	13
WR Embree, John	1	LB Inman, Jerry	1
WR Haffner, Mike	7	LB Myrtle, Chip	2
WR Van Heusen, Bill	5	LB Washington, Dave	11
TE Masters, Billy	2	CB Gordon, Cornell	14
TE Whalen, Jim	13	CB Jaquess, Pete	2
C Kaminski, Larry	14	CB Mitchell, Alvin	1
T Alexakos, Steve	1	CB Thompson, Billy	9
T Bachman, Jay	1	CB Wade, Bob	2
T Brunelli, Sam	12	S Greer, Charles	14
T Current, Mike	14	S Martha, Paul	12
G Goeddeke, George	14	S Saimes, George	2
G Schnitker, Mike	2		
G Young, Bob	12		

1970 COACHES

Lou Saban (Head Coach), **Joe Collier** (Defensive Backfield), **Whitey Dovell** (Offensive Line), **Hunter Enis** (Offensive Backfield), **Stan Jones** (Defensive Line), **Dick MacPherson** (Linebackers), **Sam Rutigliano** (Wide Receivers).

1970 LEADERS / RANKINGS

INDIVIDUAL	PLAYER ..... NO.	AFC RANK	NFL RANK	NFL LEADER ..... NO.
Points	Howfield 81	7	16	Cox (MIN) 125
Rushing Yards	Little 901	1	4	Brown (WAS) 1,125
Passing Yards	Liske 1,340	11	23	Brodie (SF) 2,941
Passer Rating	Liske 55.3	10	22	Brodie (SF) 93.8
Receiving Yards	Denson 646	10	21	Washington (SF) ... 1,100
Receptions	Denson 47	2t	10t	Gordon (CHI) 71
Interceptions	Martha 6	4t	9t	Robinson (KC) 10

OFFENSE ..... NO.	AFC RANK	NFL RANK	NFL LEADER ..... NO.
Points Per Game 18.1	9	18	San Francisco 25.1
Total Yards Per Game 273.4	10	18	Oakland 344.9
Yards Per Play 4.3	12	21t	Oakland/St. Louis 5.3
Rushing Yards Per Game 128.7	5	9	Dallas 164.3
Net Passing Yards Per Game 144.6	9	19	San Francisco 208.8

DEFENSE ..... NO.	AFC RANK	NFL RANK	NFL LEADER ..... NO.
Points Per Game 18.9	5	12	Minnesota 10.2
Total Yards Per Game 264.6	3	7	Minnesota 200.2
Yards Per Play 4.4	2t	6t	Minnesota 3.4
Rushing Yards Per Game 96.5	2	3	Detroit 82.3
Net Passing Yards Per Game 168.1	8	18	Minnesota 102.7

1970 KEY AWARDS

Pro Bowl (2): DE Rich Jackson, RB Floyd Little. **All-Pro (2):** DE Rich Jackson, RB Floyd Little.

1970 NFL STANDINGS

AFC EAST

Team	W	L	T	Pct	PF	PA
y-Baltimore	11	2	1	.846	321	234
x-Miami	10	4	0	.714	297	228
New York Jets	4	10	0	.286	255	286
Buffalo	3	10	1	.231	204	337
Boston	2	12	0	.143	149	361

AFC CENTRAL

Team	W	L	T	Pct	PF	PA
y-Cincinnati	8	6	0	.571	312	255
Cleveland	7	7	0	.500	286	265
Pittsburgh	5	9	0	.357	210	272
Houston	3	10	1	.321	217	352

AFC WEST

Team	W	L	T	Pct	PF	PA
y-Oakland	8	4	2	.667	300	293
Kansas City	7	5	2	.583	272	244
San Diego	5	6	3	.455	282	278
Denver	**5**	**8**	**1**	**.385**	**253**	**264**

NFC EAST

Team	W	L	T	Pct	PF	PA
y-Dallas	10	4	0	.714	299	221
New York Giants	9	5	0	.643	301	270
St. Louis	8	5	1	.615	325	228
Washington	6	8	0	.429	297	314
Philadelphia	3	10	1	.231	241	332

NFC CENTRAL

Team	W	L	T	Pct	PF	PA
y-Minnesota	12	2	0	.857	335	143
x-Detroit	10	4	0	.714	347	202
Green Bay	6	8	0	.429	196	293
Chicago	6	8	0	.429	256	261

NFC WEST

Team	W	L	T	Pct	PF	PA
y-San Francisco	10	3	1	.769	352	267
Los Angeles	9	4	1	.692	325	202
Atlanta	4	8	2	.333	206	261
New Orleans	2	11	1	.154	172	347

x – Wild Card Qualifier; y – Division Title
(NOTE – in 1970 tie games were not included in winning percentage)

DIVISIONAL PLAYOFF GAMES

12/26 – at Baltimore 17, Cincinnati 0
12/26 – at Dallas 5, Detroit 0
12/27 – at Oakland 21, Miami 14
12/27 – San Francisco 17, at Minnesota 14

CONFERENCE CHAMPIONSHIPS

1/3 – at Baltimore 27, Oakland 17
1/3 – Dallas 17, at San Francisco 10

SUPER BOWL V (MIAMI)

1/17 – Baltimore 16, Dallas 13

1969 FINAL STATISTICS (5-8-1)

Head Coach: Lou Saban **AFL West**: 4th **Home Stadium**: Mile High Stadium

Date	W-L	Score	Opponent	Attendance
Sept 14	W	35-7	Boston	43,482
Sept 21	W	21-19	New York Jets	50,583
Sept 28	L	28-41	at Buffalo	40,302
Oct 5	L	13-26	Kansas City	50,564
Oct 12	L	14-24	Oakland	49,511
Oct 19	W	30-23	at Cincinnati	27,920
Oct 26	L	21-24	at Houston	45,348
Nov 2	W	13-0	San Diego	45,511
Nov 9	L	10-41	at Oakland	54,416
Nov 16	T	20-20	Houston	45,002
Nov 23	L	24-45	at San Diego	34,664
Nov 27	L	17-31	at Kansas City	48,773
Dec 7	L	24-27	at Miami	25,332
Dec 14	W	27-16	Cincinnati	42,198

TEAM STATISTICS	Den	Opp
TOTAL FIRST DOWNS	243	278
Rushing	87	95
Passing	130	151
Penalty	26	30
TOTAL NET YARDS	4161	4641
Avg. Per Game	297.2	331.5
Total Plays	841	918
Avg. Per Play	4.9	5.1
NET YARDS RUSHING	1637	1709
Avg. Per Game	116.9	122.1
Total Rushes	394	436
Avg. Per Rush	4.2	3.9
NET YARDS PASSING	2524	2932
Avg. Per Game	180.3	209.4
Sacked/Yards Lost	44/311	45/363
Att./Completions	403/192	437/223
Completion Pct.	47.6	51.0
Had Intercepted	23	14
Touchdowns	23	19
Avg. Gain per Attempt	6.3	6.7
Avg. Gain per Completion	13.1	13.1
PUNTS/AVERAGE	72/40.1	71/43.1
Had Blocked	1	0
PUNT RETURNS	37/450	35/246
Avg. Per Return	12.2	7.0
KICKOFF RETURNS	56/1323	21/471
Avg. Per Return	23.6	22.4
INTERCEPTIONS/RET.	14/228	23/421
PENALTIES/YARDS	79/738	84/901
FUMBLES/BALL LOST	15/8	24/14
TOUCHDOWNS	37	40
Rushing	12	15
Passing	23	19
Others (Safety)	2	6
PAT (Kicking)	36/37	38/39
PAT (Passing)	0/0	0/1
PAT (Rushing)	0/0	0/0
FIELD GOALS	13/29	22/32

SCORE BY PERIODS	1	2	3	4	OT	Total
BRONCOS	72	89	61	75	—	297
OPPONENTS	67	86	86	105	—	344

SCORING	TD	Ru	Pa	Rt	PAT	FG	S	PTS
Howfield	0	0	0	0	36/37	13/29	0	75
Denson	10	0	10	0	0/0	0/0	0	60
Little	7	6	1	0	0/0	0/0	0	42
Haffner	5	0	5	0	0/0	0/0	0	30
Embree	5	0	5	0	0/0	0/0	0	30
Smiley	4	3	1	0	0/0	0/0	0	24
Lynch	2	2	0	0	0/0	0/0	0	12
Thompson	1	0	0	1	0/0	0/0	0	6
Burrell	1	0	0	1	0/0	0/0	0	6
Buckman	1	0	1	0	0/0	0/0	0	6
Williams	1	1	0	0	0/0	0/0	0	6
BRONCOS	**37**	**12**	**23**	**2**	**36/37**	**13/29**	**0**	**297**
OPPONENTS	**40**	**15**	**19**	**6**	**38/39**	**22/32**	**0**	**344**

RUSHING	No.	Yds.	Avg.	Long	TD
Little	146	729	5.0	48t	6
Lynch	96	407	4.2	54	2
Quayle	57	183	3.2	17	0
Smiley	56	166	3.0	26	3
Tensi	12	63	5.3	17	0
Liske	10	50	5.0	19	0
Williams	10	18	1.8	8	1
Denson	1	9	9.0	9	0
Burnett	5	9	1.8	5	0
Jones	1	3	3.0	3	0
BRONCOS	**394**	**1637**	**4.2**	**54**	**12**
OPPONENTS	**436**	**1709**	**3.9**	**43t**	**15**

RECEIVING	No.	Yds.	Avg.	Long	TD
Denson	53	809	15.3	62t	10
Haffner	35	563	16.1	46	5
Embree	29	469	16.2	79t	5
Little	19	218	11.5	67t	1
Quayle	11	167	15.2	71	0
Beer	9	200	22.2	48	0
Pivec	9	117	13.0	18	0
Lynch	9	86	9.6	19	0
Williams	5	56	11.2	14	0
Smiley	5	23	4.6	17t	1
Buckman	4	48	12.0	20	1
Van Heusen	3	64	31.3	36	0
Pastrana	1	15	15.0	15	0
BRONCOS	**192**	**2835**	**14.8**	**79t**	**23**
OPPONENTS	**223**	**3295**	**14.8**	**86t**	**19**

INTERCEPTIONS	No.	Yds.	Avg.	Long	TD
Thompson	3	92	30.7	57t	1
Burrell	2	65	32.5	38t	1
Cavness	2	30	15.0	29	0
Huard	2	18	9.0	18	0
Greer	2	13	6.5	13	0
Cunningham	2	10	5.0	5	0
Hollomon	1	0	0.0	0	0
BRONCOS	**14**	**228**	**16.3**	**57t**	**2**
OPPONENTS	**23**	**421**	**18.3**	**66**	**4**

PUNTING	No.	Yds.	Avg.	Long	B
Van Heusen	25	1021	40.8	61	0
Hollomon	47	1868	39.7	57	1
BRONCOS	**72**	**2889**	**40.1**	**61**	**1**
OPPONENTS	**71**	**3059**	**43.1**	**98**	**0**

PUNT RETURNS	No.	FC	Yds.	Avg.	Long	TD
Thompson	25	5	288	11.5	40	0
Little	6	2	70	11.7	52	0
Burrell	5	2	56	11.2	42	0
Greer	1	0	36	36.0	36	0
BRONCOS	**37**	**9**	**450**	**12.2**	**52**	**0**
OPPONENTS	**35**	**20**	**246**	**7.0**	**36**	**0**

KICKOFF RETURNS	No.	Yds.	Avg.	Long	TD
Thompson	18	513	28.5	63	0
Williams	23	574	25.0	38	0
Burrell	6	108	18.0	30	0
Little	3	81	27.0	30	0
Criter	3	31	10.3	14	0
Barnes	1	16	16.0	16	0
Hollomon	1	0	0.0	—	0
Myrtle	1	0	0.0	—	0
BRONCOS	**56**	**1323**	**23.6**	**63**	**0**
OPPONENTS	**21**	**471**	**22.4**	**53t**	**1**

SACKS: Jackson 12.5, Costa 11.5, Duranko 7, Cunningham 3, P. Smith 3, Richter 2, Mirich 2, Myrtle 2, Inman 2, **TOTAL 45.0**

PASSING	Att.	Comp.	Yds.	Comp.%	Yd./Att.	Sack/Lost	TD	TD%	Int	Int%	LG	Rtg.
Tensi	286	131	1990	45.8	6.96	29/208	14	4.9	12	4.2	79t	68.1
Liske	115	61	845	53.0	7.35	15/103	9	7.8	11	9.6	71	63.4
Little	2	0	0	0.0	0.00	0/0	0	0.0	0	0.0	—	39.6
BRONCOS	**403**	**192**	**2835**	**47.6**	**7.03**	**44/311**	**23**	**5.7**	**23**	**5.7**	**79t**	**66.3**
OPPONENTS	**437**	**223**	**3295**	**51.0**	**7.54**	**45/363**	**19**	**4.3**	**14**	**3.2**	**86t**	**77.2**

1969 PRIMARY STARTERS

OFFENSE		DEFENSE	
SE	Denson, Al	LE	Jackson, Rich
SE	Haffner, Mike	LT	Smith, Paul
LT	Brunelli, Sam	LT	Inman, Jerry
LG	Goeddeke, George	RT	Costa, Dave
C	Kaminski, Larry	RE	Duranko, Pete
RG	Young, Bob	LLB	Cunningham, Carl
RT	Current, Mike	MLB	Huard, John
TE	Beer, Tom	RLB	Myrtle, Chip
TE	Pivec, Dave	LC	Cavness, Grady
WR	Embree, John	RC	Thompson, Billy
QB	Tensi, Steve	FS	Jaquess, Pete
QB	Liske, Peter	FS	Burrell, George
HB	Little, Floyd	SS	Greer, Charles
HB	Quayle, Frank		
FB	Lynch, Fran		
FB	Smiley, Tom		

1969 COACHES

Lou Saban (Head Coach), **Joe Collier** (Defensive Backfield), **Whitey Dovell** (Offensive Line), **Hunter Enis** (Offensive Backfield), **Stan Jones** (Defensive Line), **Dick MacPherson** (Linebackers), **Sam Rutigliano** (Wide Receivers).

1969 LEADERS / RANKINGS

INDIVIDUAL	PLAYER	NO.	AFL RANK	AFL LEADER	NO.
Points	Howfield	75	8	Turner (NYJ)	129
Rushing Yards	Little	729	5	Post (SD)	873
Passing Yards	Tensi	1,990	6	Lamonica (OAK)	3,302
Passer Rating	Tensi	68.1	4	Cook (CIN)	88.3
Receiving Yards	Denson	809	7	Wells (OAK)	1,260
Receptions	Denson	53	3	Alworth (SD)	64
Interceptions	Thompson	3	28t	Thomas (KC)	9

OFFENSE	NO.	AFL RANK	AFL LEADER	NO.
Points Per Game	21.2	4	Oakland	26.9
Total Yards Per Game	297.2	6	Oakland	359.7
Yards Per Play	4.9	5	Oakland	5.5
Rushing Yards Per Game	116.9	6	Kansas City	158.6
Net Passing Yards Per Game	180.3	5	Oakland	233.6

DEFENSE	NO.	AFL RANK	AFL LEADER	NO.
Points Per Game	24.6	8	Kansas City	12.6
Total Yards Per Game	331.5	8	Kansas City	225.9
Yards Per Play	5.1	6	Kansas City	4.0
Rushing Yards Per Game	122.1	7	Kansas City	77.9
Net Passing Yards Per Game	209.4	10	Kansas City	148.0

1969 KEY AWARDS

All-Pro (2): DE Rich Jackson (second team), RB Floyd Little (first team). **AP All-AFL (2):** DE Rich Jackson, RB Floyd Little. **AFL All-Star Game (6):** DT Dave Costa, T Mike Current, WR Al Denson, G George Goeddeke, DE Rich Jackson, RB Floyd Little.

1969 AFL STANDINGS

AFL EAST

Team	W	L	T	Pct	PF	PA
y-New York Jets	10	4	0	.714	353	269
x-Houston	6	6	2	.500	278	279
Boston	4	10	0	.286	266	316
Buffalo	4	10	0	.286	230	359
Miami	3	10	1	.231	233	332

AFL WEST

Team	W	L	T	Pct	PF	PA
y-Oakland	12	1	1	.923	377	242
x-Kansas City	11	3	0	.786	359	177
San Diego	8	6	0	.571	288	276
Denver	**5**	**8**	**1**	**.385**	**297**	**344**
Cincinnati	4	9	1	.308	280	367

x – Made Playoffs; y – Division Title

DIVISIONAL PLAYOFF GAMES

12/20 – Kansas City 13, at New York Jets 6

12/21 – at Oakland 56, Houston 7

AFL CHAMPIONSHIP

1/4 – Kansas City 17, at Oakland 7

1969 NFL STANDINGS

EAST-CAPITOL

Team	W	L	T	Pct	PF	PA
y-Dallas	11	2	1	.846	369	223
Washington	7	5	2	.583	307	319
New Orleans	5	9	0	.357	311	393
Philadelphia	4	9	1	.308	279	377

EAST-CENTURY

Team	W	L	T	Pct	PF	PA
y-Cleveland	10	3	1	.769	351	300
New York Giants	6	8	0	.429	264	298
St. Louis	4	9	1	.308	314	389
Pittsburgh	1	13	0	.071	218	404

WEST-CENTRAL

Team	W	L	T	Pct	PF	PA
y-Minnesota	12	2	0	.857	379	133
Detroit	9	4	1	.692	259	188
Green Bay	8	6	0	.571	269	221
Chicago	1	13	0	.071	210	339

WEST-COASTAL

Team	W	L	T	Pct	PF	PA
y-Los Angeles	11	3	0	.786	320	243
Baltimore	8	5	1	.615	279	268
Atlanta	6	8	0	.429	276	268
San Francisco	4	8	2	.333	277	319

y – Division Title

CONFERENCE CHAMPIONSHIPS

12/27 – at Minnesota 23, Los Angeles 20

12/28 – Cleveland 38, at Dallas 14

NFL CHAMPIONSHIP

1/4 – at Minnesota 27, Cleveland 7

SUPER BOWL IV (NEW ORLEANS)

1/11 – Kansas City (AFL) 23, Minnesota (NFL) 7

1968 FINAL STATISTICS (5-9)

Head Coach: Lou Saban **AFL West**: 4th **Home Stadium**: Mile High Stadium

Date	W-L	Score	Opponent	Attendance
Sept 15	L	10-24	at Cincinnati	25,049
Sept 22	L	2-34	at Kansas City	45,821
Sept 29	L	17-20	Boston	37,024
Oct 6	W	10-7	Cincinnati	41,257
Oct 13	W	21-13	at New York Jets	62,052
Oct 20	L	24-55	at San Diego	42,953
Oct 27	W	21-14	Miami	44,115
Nov 3	W	35-14	at Boston	18,304
Nov 10	L	7-43	Oakland	50,002
Nov 17	L	17-38	at Houston	36,075
Nov 24	W	34-32	Buffalo	35,142
Dec 1	L	23-47	San Diego	35,312
Dec 8	L	27-33	at Oakland	47,754
Dec 14	L	7-30	Kansas City	38,463

TEAM STATISTICS	Den	Opp
TOTAL FIRST DOWNS	217	251
Rushing	75	94
Passing	124	145
Penalty	18	12
TOTAL NET YARDS	3971	5024
Avg. Per Game	283.6	358.9
Total Plays	889	917
Avg. Per Play	4.5	5.5
NET YARDS RUSHING	1614	1861
Avg. Per Game	115.3	132.9
Total Rushes	411	457
Avg. Per Rush	3.9	4.1
NET YARDS PASSING	2357	3163
Avg. Per Game	168.4	225.9
Sacked/Yards Lost	51/469	31/256
Att./Completions	427/179	429/217
Completion Pct.	41.9	50.6
Had Intercepted	27	20
PUNTS/AVERAGE	96/42.7	76/43.0
Had Blocked	1	1
PUNT RETURNS	38/332	46/282
Avg. Per Return	8.7	6.1
KICKOFF RETURNS	60/1361	29/704
Avg. Per Return	22.7	24.3
INTERCEPTIONS/RET.	20/165	27/328
PENALTIES/YARDS	73/772	64/750
FUMBLES/BALL LOST	28/13	24/12
TOUCHDOWNS	32	48
Rushing	11	20
Passing	20	25
Others (Ret.)	1	3
Others (Safety)	1	2
PAT (Kicking)	31/31	47/47
PAT (Passing)	0/1	1/1
PAT (Rushing)	0/0	0/0
FIELD GOALS	10/23	21/34

SCORING	TD	Ru	Pa	Rt	PAT	FG	S	PTS
Howfield	0	0	0	0	30/30	9/18	0	57
Crabtree	5	0	5	0	0/0	0/0	0	30
Little	5	3	1	1	0/0	0/0	0	30
Denson	5	0	5	0	0/0	0/0	0	30
Lynch	4	4	0	0	0/0	0/0	0	24
Briscoe	3	3	0	0	0/0	0/0	0	18
Van Heusen	3	0	3	0	0/0	0/0	0	18
Jones	2	0	2	0	0/0	0/0	0	12
McCarthy	2	0	2	0	0/0	0/0	0	12
Haffner	1	0	1	0	0/0	0/0	0	6
Beer	1	0	1	0	0/0	0/0	0	6
Ford	1	1	0	0	0/0	0/0	0	6
Humphreys	0	0	0	0	1/1	1/5	0	4
Myrtle	0	0	0	0	0/0	0/0	1	2
BRONCOS	**32**	**11**	**20**	**1**	**31/31**	**10/23**	**1**	**255**
OPPONENTS	**48**	**20**	**25**	**3**	**47/47**	**21/34**	**0**	**404**

RUSHING	No.	Yds.	Avg.	Long	TD
Little	158	584	3.7	55t	3
Briscoe	41	308	7.5	34	3
Lynch	66	221	3.3	19	4
Ford	41	186	4.5	23	1
McCarthy	28	89	3.2	12	0
Erwin	24	76	3.2	9	0
Lamb	22	63	2.9	17	0

RUSHING, cont.	No.	Yds.	Avg.	Long	TD
Leclair	12	40	3.3	12	0
Moore	4	22	5.5	10	0
Lindsey	4	17	4.3	7	0
Van Heusen	1	6	6.0	6	0
Haffner	2	2	1.0	1	0
Tensi	6	2	0.3	2	0
Jones	1	-1	-1.0	-1	0
DiVito	1	-1	-1.0	-1	0
BRONCOS	**411**	**1614**	**3.9**	**t55**	**11**
OPPONENTS	**457**	**1861**	**4.1**	**t65**	**20**

RECEIVING	No.	Yds.	Avg.	Long	TD
Crabtree	35	601	17.2	72t	5
Denson	34	586	17.2	44t	5
Beer	20	276	13.8	31	1
Van Heusen	19	353	18.6	50t	3
Little	19	331	17.4	66t	1
Jones	13	190	14.6	60t	2
Haffner	12	232	19.3	52	1
McCarthy	7	69	9.9	40t	2
Ford	6	40	6.7	12	0
Lynch	4	52	13.0	22	0
Moore	3	35	11.7	16	0
Lamb	3	10	3.3	—	0
Erwin	2	21	10.5	17	0
Myrtle	1	18	18.0	18	0
Washington	1	12	12.0	12	0
BRONCOS	**179**	**2826**	**15.8**	**72t**	**20**
OPPONENTS	**217**	**3419**	**15.8**	**94t**	**25**

INTERCEPTIONS	No.	Yds.	Avg.	Long	TD
Jaquess	5	64	12.8	28	0
Greer	4	18	4.5	14	0
Oberg	3	17	5.6	16	0
Huard	2	35	17.5	26	0
Garrett	2	6	3.0	6	0
Hollomon	1	16	16.0	16	0
Forsberg	1	6	6.0	6	0
Cunningham	1	3	3.0	3	0
Lentz	1	0	0.0	0	0
BRONCOS	**20**	**165**	**8.3**	**28**	**0**
OPPONENTS	**27**	**328**	**12.1**	**—**	**3**

PUNTING	No.	Yds.	Avg.	Long	B
Van Heusen	88	3853	43.8	68	—
DiVito	8	242	30.2	47	—
BRONCOS	**96**	**4095**	**42.7**	**68**	**—**
OPPONENTS	**76**	**3271**	**43.0**	**87**	**—**

PUNT RETURNS	No.	FC	Yds.	Avg.	Long	TD
Little	24	5	261	10.9	67	1
Greer	9	1	53	5.9	12	0
Luke	3	1	13	4.3	10	0
Jaquess	2	7	5	2.5	5	0
Hollomon	0	2	0	0.0	0	0
Van Heusen	0	1	0	0.0	0	0
BRONCOS	**38**	**17**	**332**	**8.7**	**67**	**1**
OPPONENTS	**46**	**—**	**282**	**6.1**	**—**	**—**

KICKOFF RETURNS	No.	Yds.	Avg.	Long	TD
Little	26	649	25.0	89	0
Hollomon	7	194	27.7	67	0
Stokes	5	106	21.2	30	0
Moore	4	74	18.5	28	0
Garrett	3	77	25.7	30	0
Lindsey	3	72	24.0	29	0
Erwin	3	55	18.3	25	0
Greer	2	41	20.5	32	0
Luke	2	34	17.0	20	0
Forsberg	2	16	8.0	12	0
Crabtree	1	30	30.0	30	0
Dickey	1	13	13.0	13	0
Jaquess	1	0	0.0	0	0
BRONCOS	**60**	**1361**	**22.7**	**89**	**0**
OPPONENTS	**29**	**704**	**24.3**	**—**	**0**

SACKS: R. Jackson 10.5, Costa 6.5, Duranko 6, Inman 3.5, Mirich 1.5, QB Fell 1, Team 2, **TOTAL 31.0**

PASSING	Att.	Comp.	Yds.	Comp.%	Yd./Att.	TD	TD%	Int	Int%	LG	Rtg.
Briscoe	224	93	1589	41.5	7.09	14	6.3	13	5.8	66t	62.9
Tensi	119	48	709	40.3	5.96	5	4.2	8	6.7	72t	46.5
LeClair	54	27	401	50.0	7.43	1	1.9	5	9.3	50	42.3
McCormick	19	8	89	42.1	4.68	0	0.0	1	5.3	18	34.8
Haffner	1	1	18	100.0	18.00	0	0.0	0	0.0	18	118.8
DiVito	6	1	16	16.6	2.67	0	0.0	0	0.0	16	39.6
Lynch	2	1	4	50.0	2.00	0	0.0	0	0.0	4	56.3
Little	2	0	0	0.0	0.00	0	0.0	0	0.0	—	39.6
BRONCOS	**427**	**179**	**2826**	**41.9**	**6.62**	**20**	**4.7**	**27**	**6.3**	**72t**	**53.9**
OPPONENTS	**429**	**217**	**3419**	**50.6**	**7.97**	**25**	**5.8**	**20**	**4.7**	**94t**	**77.4**

1968 PRIMARY STARTERS

OFFENSE		DEFENSE	
SE	Denson, Al	LE	Duranko, Pete
SE	Van Heusen, Billy	LE	Smith, Paul
LT	Brunelli, Sam	LT	Inman, Jerry
LG	Goeddeke, George	LT	Mirich, Rex
C	Kaminski, Larry	RT	Costa, Dave
RG	Young, Bob	RE	Jackson, Rich
RG	Homan, Jon	LLB	Cunningham, Carl
RT	Current, Mike	MLB	Huard, John
TE	Beer, Tom	RLB	Forsberg, Fred
WR	Crabtree, Eric	RLB	Myrtle, Chip
WR	Jones, Jimmy	LC	Greer, Charlie
QB	Briscoe, Marlin	RC	Garrett, Drake
QB	Tensi, Steve	FS	Lentz, Jack
HB	Little, Floyd	SS	Jaquess, Pete
HB	Lynch, Fran		
FB	Ford, Garrett		
FB	McCarthy, Brendan		

1968 COACHES

Lou Saban (Head Coach), **Whitey Dovell** (Offensive Line), **Hunter Enis** (Offensive Backfield), **Stan Jones** (Defensive Line), **Dick MacPherson** (Defensive Backfield), **Sam Rutigliano** (Wide Receivers).

1968 LEADERS / RANKINGS

INDIVIDUAL	PLAYER	NO.	AFL RANK	AFL LEADER	NO.
Points	Howfield	57	13	Turner (NYJ)	145
Rushing Yards	Little	584	9	Kelly (CIN)	1,239
Passing Yards	Briscoe	1,589	6	Hadl (SD)	3,473
Passer Rating	Briscoe	62.9	6	Dawson (KC)	98.6
Receiving Yards	Crabtree	601	15	Alworth (SD)	1.312
Receptions	Crabtree	35	15	Alworth (SD)	68
Interceptions	Jaquess	5	7t	Grayson (OAK)	10

OFFENSE	NO.	AFL RANK	AFL LEADER	NO.
Points Per Game	18.2	7	Oakland	32.4
Total Yards Per Game	283.6	7	Oakland	406.9
Yards Per Play	4.5	7	Oakland	5.9
Rushing Yards Per Game	115.3	7	Kansas City	159.1
Net Passing Yards Per Game	168.4	6	San Diego	258.8

DEFENSE	NO.	AFL RANK	AFL LEADER	NO.
Points Per Game	28.9	9	Kansas City	12.1
Total Yards Per Game	358.9	10	New York Jets	240.2
Yards Per Play	5.5	9	Houston	4.0
Rushing Yards Per Game	132.9	7	New York Jets	85.4
Net Passing Yards Per Game	225.9	10	Houston	119.4

1968 KEY AWARDS

AP All-AFL (1): DE Rich Jackson. **AFL All-Star Game (3):** DT Dave Costa, DE Rich Jackson, RB Floyd Little.

1968 AFL STANDINGS

AFL EAST

Team	W	L	T	Pct	PF	PA
y-New York Jets	11	3	0	.786	419	280
Houston	7	7	0	.500	303	248
Miami	5	8	1	.385	276	355
Boston	4	10	0	.286	229	406
Buffalo	1	12	1	.077	199	367

AFL WEST

Team	W	L	T	Pct	PF	PA
x-Kansas City	12	2	0	.857	371	170
x-Oakland	12	2	0	.857	453	233
San Diego	9	5	0	.643	382	310
Denver	**5**	**9**	**0**	**.357**	**255**	**404**
Cincinnati	3	11	0	.214	215	329

x – Made Playoffs; y – Division Title

WESTERN DIVISIONAL PLAYOFF GAME

12/22 – at Oakland 41, Kansas City 6

AFL CHAMPIONSHIP

12/29 – at New York Jets 27, Oakland 23

1968 NFL STANDINGS

EAST-CAPITOL

Team	W	L	T	Pct	PF	PA
y-Dallas	12	2	0	.857	431	186
New York Giants	7	7	0	.500	294	325
Washington	5	9	0	.357	249	358
Philadelphia	2	12	0	.143	202	351

EAST-CENTURY

Team	W	L	T	Pct	PF	PA
y-Cleveland	10	4	0	.714	394	273
St. Louis	9	4	1	.692	325	289
New Orleans	4	9	1	.308	246	327
Pittsburgh	2	11	1	.154	244	397

WEST-CENTRAL

Team	W	L	T	Pct	PF	PA
y-Minnesota	8	6	0	.571	282	242
Chicago	7	7	0	.500	250	333
Green Bay	6	7	1	.462	281	227
Detroit	4	8	2	.333	207	241

WEST-COASTAL

Team	W	L	T	Pct	PF	PA
y-Baltimore	13	1	0	.929	402	144
Los Angeles	10	3	1	.769	312	200
San Francisco	7	6	1	.538	303	310
Atlanta	2	12	0	.143	170	389

y – Division Title

CONFERENCE CHAMPIONSHIPS

12/21 – at Cleveland 31, Dallas 20

12/22 – at Baltimore 24, Minnesota 14

NFL CHAMPIONSHIP

12/29 – Baltimore 34, at Cleveland 0

SUPER BOWL III (MIAMI)

1/12 – New York Jets (AFL) 16, Baltimore (NFL) 7

1967 FINAL STATISTICS (3-11)

Head Coach: Lou Saban **AFL West**: 4th **Home Stadium**: Bears Stadium

Date	W-L	Score	Opponent	Attendance
Sept 3	W	26-21	Boston	35,488
Sept 10	L	0-51	at Oakland	25,423
Sept 17	L	21-35	at Miami	29,381
Sept 24	L	24-38	New York Jets	35,365
Oct 1	L	6-10	at Houston	21,798
Oct 8	L	16-17	Buffalo	35,188
Oct 22	L	21-38	San Diego	34,464
Oct 29	L	9-52	at Kansas City	44,002
Nov 5	L	17-21	Oakland	29,043
Nov 12	L	18-20	Houston	30,392
Nov 19	W	21-20	at Buffalo	30,891
Nov 23	L	20-24	at San Diego	34,586
Dec 3	W	33-24	at New York Jets	61,615
Dec 17	L	24-38	Kansas City	31,660

TEAM STATISTICS	Den	Opp
TOTAL FIRST DOWNS	172	276
Rushing	65	115
Passing	91	143
Penalty	16	18
TOTAL NET YARDS	2947	5201
Avg. Per Game	210.5	371.5
Total Plays	852	921
Avg. Per Play	3.5	5.6
NET YARDS RUSHING	1265	2076
Avg. Per Game	90.4	148.3
Total Rushes	420	444
Avg. Per Rush	3.0	4.7
NET YARDS PASSING	1682	3125
Avg. Per Game	120.1	223.2
Sacked/Yards Lost	58/508	18/164
Att./Completions	374/150	459/214
Completion Pct.	40.1	46.6
Had Intercepted	18	28
PUNTS/AVERAGE	105/44.9	65/41.5
Had Blocked	1	1
PUNT RETURNS	27/357	61/718
Avg. Per Return	13.2	11.8
KICKOFF RETURNS	60/1518	42/1046
Avg. Per Return	25.3	24.9
INTERCEPTIONS/RET.	28/413	18/262
PENALTIES/YARDS	48/512	58/628
FUMBLES/BALL LOST	30/12	23/13
TOUCHDOWNS	31	52
Rushing	10	21
Passing	17	27
Others	4	4
PAT (Kicking)	28/30	48/49
PAT (Passing)	1/1	1/2
PAT (Rushing)	0/0	1/1
FIELD GOALS	12/27	15/31

SCORING	TD	Ru	Pa	Rt	PAT	FG	S	PTS
Denson	11	0	11	0	0/0	0/0	0	66
Humphreys	0	0	0	0	18/19	7/15	0	39
Hickey	5	4	1	0	0/0	0/0	0	30
Crabtree	5	0	5	0	0/0	0/0	0	30
Hayes	4	4	0	0	0/0	0/0	0	26
Little	2	1	0	1	0/0	0/0	0	12
Wilson	2	0	0	2	0/0	0/0	0	12
Kroner	0	0	0	0	5/6	2/2	0	11
Duncan	0	0	0	0	3/3	2/5	0	9
Sellers	1	0	0	1	0/0	0/0	0	6
LeClair	1	1	0	0	0/0	0/0	0	6
LeClerc	0	0	0	0	2/2	1/6	0	5
Jackson	0	0	0	0	0/0	0/0	1	2
White	0	0	0	0	0/0	0/0	1	2
BRONCOS	**31**	**10**	**17**	**4**	**28/30**	**12/28**	**2**	**256**
OPPONENTS	**52**	**21**	**27**	**4**	**48/49**	**15/31**	**0**	**409**

RUSHING	No.	Yds.	Avg.	Long	TD
Little	130	381	2.9	14	1
Mitchell	82	308	3.8	35	0
Hickey	73	263	3.6	20	4
Hayes	85	255	3.0	18	4
Gilchrist	10	21	2.1	6	0
Lynch	2	7	3.5	7	0
LeClair	8	6	0.8	10	1
Tensi	24	4	0.2	13	0
Crabtree	2	2	1.0	6	0
Glacken	1	10	10.0	10	0
Cassese	1	5	5.0	5	0
Scarpitto	1	5	5.0	5	0
Denson	1	-2	-2.0	-2	0
BRONCOS	**420**	**1265**	**3.0**	**35**	**10**
OPPONENTS	**444**	**2076**	**4.7**	**65**	**21**

RECEIVING	No.	Yds.	Avg.	Long	TD
Denson	46	899	19.5	68t	11
Crabtree	46	716	15.6	76t	5
Hayes	13	125	9.6	24	0
Beer	11	155	14.1	29	0
Little	7	11	1.6	15	0
White	5	87	17.4	40	0
Hickey	7	36	5.1	22t	1
Mitchell	7	15	2.1	15	0
Sweeney	6	136	22.7	48	0
Scarpitto	1	14	14.0	14	0
Gilchrist	1	-4	-4.0	0	0
BRONCOS	**150**	**2190**	**14.6**	**76t**	**17**
OPPONENTS	**214**	**3289**	**15.3**	**79**	**27**

INTERCEPTIONS	No.	Yds.	Avg.	Long	TD
Sellers	7	78	11.1	47	1
Wilson	4	153	38.3	70	2
Lentz	4	72	18.0	47	0
Wright	4	22	5.5	8	0
Sykes	2	29	14.5	29	0
Huard	2	12	6.0	9	0
Richter	2	6	3.0	6	0
Cassese	1	24	24.0	24	0
Cunningham	1	16	16.0	16	0
Myrtle	1	1	1.0	1	0
BRONCOS	**28**	**413**	**14.8**	**70**	**3**
OPPONENTS	**18**	**262**	**14.6**	**—**	**2**

PUNTING	No.	Yds.	Avg.	Long	B
Scarpitto	105	4713	44.9	73	1
OPPONENTS	**65**	**2699**	**41.5**	**60**	**1**

PUNT RETURNS	No.	FC	Yds.	Avg.	Long	TD
Little	16	6	270	16.9	72	1
Sellers	4	0	24	6.0	17	0
Cassese	3	7	14	4.7	9	0
Crabtree	2	0	24	12.0	21	0
Huard	1	0	19	19.0	19	0
BRONCOS	**27**	**13**	**357**	**13.2**	**72**	**1**
OPPONENTS	**61**	**—**	**718**	**11.8**	**—**	**—**

KICKOFF RETURNS	No.	Yds.	Avg.	Long	TD
Little	35	942	26.9	60	0
Mitchell	8	164	20.5	32	0
Sellers	6	120	20.0	32	0
Wilson	4	106	26.5	37	0
Hayes	3	104	34.7	39	0
Lynch	1	27	27.0	27	0
Crabtree	1	26	26.0	26	0
Cassese	1	19	19.0	19	0
Beer	1	10	10.0	10	0
BRONCOS	**60**	**1518**	**25.3**	**60**	**0**
OPPONENTS	**42**	**1046**	**24.9**	**—**	**1**

SACKS: R. Jackson 4.5, Costa 4.5, Cox 2.5, Cunningham 2.5, Inman 1.5, Duranko 1, Myrtle 1, Mirich 1, Richter 0.5, **TOTAL 19.0**

PASSING	Att.	Comp.	Yds.	Comp.%	Yd./Att.	TD	TD%	Int	Int%	LG	Rtg.
Tensi	325	131	1915	40.3	5.89	16	4.9	17	5.2	76t	54.8
LeClair	45	19	275	42.2	6.11	1	6.1	1	2.2	48	60.9
Glacken	4	0	0	0.0	0.00	0	0.0	0	0.0	0	39.6
BRONCOS	**374**	**150**	**2190**	**40.1**	**5.86**	**17**	**4.5**	**18**	**4.8**	**76t**	**55.0**
OPPONENTS	**459**	**214**	**3289**	**46.6**	**7.17**	**27**	**5.9**	**28**	**6.1**	**79**	**65.0**

1967 PRIMARY STARTERS

OFFENSE		DEFENSE	
SE	Crabtree, Eric	LE	Mirich, Rex
LT	Brunelli, Sam	LT	Inman, Jerry
LG	Goeddeke, George	RT	Costa, Dave
C	Kaminski, Larry	RE	Jackson, Rich
RG	Mattson, Pat	LLB	Cunningham, Carl
RT	Cichowski, Tom	MLB	Huard, John
TE	Beer, Tom	MLB	Duranko, Pete
FL	Denson, Al	RLB	Myrtle, Chip
QB	Tensi, Steve	RLB	Richter, Frank
HB	Little, Floyd	LC	Sellers, Goldie
HB	Mitchell, Charlie	RC	Wilson, Nemiah
FB	Hickey, Bo	FS	Lentz, Jack
FB	Hayes, Wendell	SS	Jaquess, Pete
		SS	Cassese, Tom

1967 COACHES

Lou Saban (Head Coach), **Whitey Dovell** (Offensive Line), **Hunter Enis** (Offensive Backfield), **Stan Jones** (Defensive Line), **Dick MacPherson** (Linebackers), **Sam Rutigliano** (Wide Receivers).

1967 LEADERS / RANKINGS

INDIVIDUAL	PLAYER	NO.	AFL RANK	AFL LEADER	NO.
Points	Denson	66	10	Blanda (OAK)	116
Rushing Yards	Little	381	13	Nance (BOS)	1,216
Passing Yards	Tensi	1,915	8	Namath (NYJ)	4,007
Passer Rating	Tensi	54.8	7	Dawson (KC)	83.7
Receiving Yards	Denson	899	6	Maynard (NYJ	1,434
Receptions	Crabtree/Denson	46	8t	Sauer (NYJ)	75
Interceptions	Sellers	7	5t	Three Players	10

OFFENSE	NO.	AFL RANK	AFL LEADER	NO.
Points Per Game	18.3	7	Oakland	33.4
Total Yards Per Game	210.5	9	New York Jets	368.0
Yards Per Play	3.5	9	San Diego	5.8
Rushing Yards Per Game	90.4	9	Houston	151.6
Net Passing Yards Per Game	120.1	8	New York Jets	274.6

DEFENSE	NO.	AFL RANK	AFL LEADER	NO.
Points Per Game	29.2	9	Houston	14.2
Total Yards Per Game	371.5	9	Oakland	235.3
Yards Per Play	5.6	8	Oakland	3.8
Rushing Yards Per Game	148.3	8	Oakland	80.6
Net Passing Yards Per Game	223.2	8	Buffalo	130.4

1967 KEY AWARDS

AFL All-Star Game (4): DT Dave Costa, WR Al Denson, C Larry Kaminski, CB Nemiah Wilson.

1967 AFL STANDINGS

AFL EAST

Team	W	L	T	Pct	PF	PA
y-Houston	9	4	1	.692	258	199
New York Jets	8	5	1	.615	371	329
Buffalo	4	10	0	.286	237	285
Miami	4	10	0	.286	219	407
Boston	3	10	1	.231	280	389

AFL WEST

Team	W	L	T	Pct	PF	PA
y-Oakland	13	1	0	.929	468	233
Kansas City	9	5	0	.643	408	254
San Diego	8	5	1	.615	360	352
Denver	**3**	**11**	**0**	**.214**	**256**	**409**

y – Division Title

AFL CHAMPIONSHIP

12/31 – at Oakland 40, Houston 7

1967 NFL STANDINGS

EAST-CAPITOL

Team	W	L	T	Pct	PF	PA
y-Dallas	9	5	0	.643	342	268
Philadelphia	6	7	1	.462	351	409
Washington	5	6	3	.455	347	353
New Orleans	3	11	0	.214	233	379

EAST-CENTURY

Team	W	L	T	Pct	PF	PA
y-Cleveland	9	5	0	.643	334	297
New York Giants	7	7	0	.500	369	379
St. Louis	6	7	1	.462	333	356
Pittsburgh	4	9	1	.308	281	320

WEST-CENTRAL

Team	W	L	T	Pct	PF	PA
y-Green Bay	9	4	1	.692	332	209
Chicago	7	6	1	.538	239	218
Detroit	5	7	2	.417	260	259
Minnesota	3	8	3	.273	233	294

WEST-COASTAL

Team	W	L	T	Pct	PF	PA
y-Los Angeles	11	1	2	.917	398	196
Baltimore	11	1	2	.917	394	198
San Francisco	7	7	0	.500	273	337
Atlanta	1	12	1	.077	175	422

y – Division Title

CONFERENCE CHAMPIONSHIPS

12/23 – at Green Bay 28, Los Angeles 7

12/24 – at Dallas 52, Cleveland 14

NFL CHAMPIONSHIP

12/31 – at Green Bay 21, Dallas 17

SUPER BOWL II (MIAMI)

1/14 – Green Bay (NFL) 33, Oakland (AFL) 14

1966 FINAL STATISTICS (4-10)

Head Coach: Mac Speedie (2) / Ray Malavasi (12) **AFL West**: 4th **Home Stadium**: Bears Stadium

Date	W-L	Score	Opponent	Attendance
Sept 3	L	7-45	at Houston	30,156
Sept 18	L	10-24	Boston	25,337
Sept 25	L	7-16	New York Jets	29,878
Oct 2	W	40-38	Houston	27,203
Oct 8	L	10-37	at Kansas City	33,929
Oct 16	L	7-24	at Miami	23,393
Oct 23	L	10-56	Kansas City	26,196
Oct 30	L	17-24	at San Diego	25,819
Nov 6	W	17-10	at Boston	18,154
Nov 20	L	3-17	Oakland	26,703
Nov 27	W	20-17	San Diego	24,860
Dec 4	W	17-7	Miami	32,592
Dec 11	L	10-28	at Oakland	31,765
Dec 18	L	21-38	at Buffalo	40,538

TEAM STATISTICS	Den	Opp
TOTAL FIRST DOWNS	171	251
Rushing	61	101
Passing	95	122
Penalty	14	28
TOTAL NET YARDS	3168	4544
Avg. Per Game	226.3	324.6
Total Plays	815	871
Avg. Per Play	3.9	5.2
NET YARDS RUSHING	1173	2029
Avg. Per Game	83.8	144.9
Total Rushes	376	441
Avg. Per Rush	3.1	4.6
NET YARDS PASSING	1995	2515
Avg. Per Game	142.5	179.6
Sacked/Yards Lost	37/356	33/304
Att./Completions	402/166	396/192
Completion Pct.	41.3	48.5
Had Intercepted	30	13
PUNTS/AVERAGE	77/45.2	60/42.7
Had Blocked	1	0
PUNT RETURNS	26/235	38/296
Avg. Per Return	9.0	7.8
KICKOFF RETURNS	58/1558	43/1000
Avg. Per Return	26.9	23.3
INTERCEPTIONS/RET.	13/109	30/545
PENALTIES/YARDS	66/773	75/571
FUMBLES/BALL LOST	36/17	35/18
TOUCHDOWNS	22	47
Rushing	6	17
Passing	12	26
Others	4	4
PAT (Kicking)	20/20	46/46
PAT (Passing)	1/2	1/1
PAT (Rushing)	0	0
FIELD GOALS	14/25	17/40

SCORING	TD	Ru	Pa	Rt	PAT	FG	S	PTS
Kroner	0	0	0	0	20/20	14/25	0	62
Scarpitto	5	1	4	0	0/0	0/0	0	32
Haynes	3	2	1	0	0/0	0/0	0	18
Denson	3	0	3	0	0/0	0/0	0	18
Mitchell	2	0	2	0	0/0	0/0	0	12
Sellers	2	0	0	2	0/0	0/0	0	12
Choboian	2	2	0	0	0/0	0/0	0	12
Taylor	1	0	1	0	0/0	0/0	0	6
Hayes	1	1	0	0	0/0	0/0	0	6
Bramlett	1	0	0	1	0/0	0/0	0	6
Lester	1	0	1	0	0/0	0/0	0	6
Wilson	1	0	0	1	0/0	0/0	0	6
BRONCOS	**22**	**6**	**12**	**4**	**20/20**	**14/25**	**0**	**196**
OPPONENTS	**47**	**17**	**26**	**4**	**46/46**	**17/40**	**0**	**381**

RUSHING	No.	Yds.	Avg.	Long	TD
Hayes	105	417	4.0	56	1
Haynes	129	304	2.4	20	2
Mitchell	70	199	2.8	21	0
Scarpitto	4	110	27.5	63	1
Lester	34	84	2.5	10	0
Choboian	21	45	2.1	12	2
Slaughter	1	10	10.0	10	0
Kellogg	6	3	0.5	5	0
McCormick	4	2	0.5	3	0
Glacken	2	-1	-0.5	5	0
BRONCOS	**376**	**1173**	**3.1**	**63**	**6**
OPPONENTS	**441**	**2029**	**4.6**	**61**	**17**

RECEIVING	No.	Yds.	Avg.	Long	TD
Haynes	46	480	10.4	52	1
Denson	36	725	20.1	65	3
Taylor	35	448	12.8	32	1
Scarpitto	21	335	16.0	62	4
Mitchell	14	239	17.1	79	2
Hayes	8	49	6.1	29	0
Lester	2	26	13.0	21	1
Crabtree	1	38	38.0	38	0
Franci	1	8	8.0	8	0
Kellogg	1	5	5.0	5	0
Wright	1	-2	-2.0	-2	0
BRONCOS	**166**	**2351**	**14.2**	**79**	**12**
OPPONENTS	**192**	**2819**	**14.7**	**79**	**26**

INTERCEPTIONS	No.	Yds.	Avg.	Long	TD
Brown	3	37	12.3	31	0
Sellers	3	24	8.0	24	0
Matsos	2	10	5.0	5	0
Hopkins	2	9	4.5	9	0
Wright	1	15	15.0	15	0
Bramlett	1	12	12.0	12t	0
Wilson	1	2	2.0	2	0
BRONCOS	**13**	**109**	**8.4**	**31**	**0**
OPPONENTS	**30**	**545**	**18.2**	**—**	**1**

PUNTING	No.	Yds.	Avg.	Long	B
Scarpitto	76	3480	45.8	70	1
BRONCOS	**77**	**2878**	**45.2**	**70**	**1**
OPPONENTS	**60**	**2564**	**42.7**	**68**	**0**

PUNT RETURNS	No.	Yds.	Avg.	Long	TD
Haynes	10	119	11.9	42	0
Scott	7	56	8.0	21	0
Sellers	6	49	8.2	17	0
Wilson	2	10	5.0	10	0
Lester	1	1	1.0	1	0
BRONCOS	**26**	**235**	**9.0**	**42**	**0**
OPPONENTS	**38**	**296**	**7.8**	**—**	**0**

KICKOFF RETURNS	No.	Yds.	Avg.	Long	TD
Sellers	19	541	28.5	100t	2
Wilson	10	309	30.9	100t	1
Scott	9	282	31.3	77	0
Haynes	9	229	25.4	43	0
Crabtree	5	129	25.8	32	0
Mitchell	3	55	18.3	26	0
Lester	1	11	11.0	11	0
Sturm	1	2	2.0	2	0
Inman	1	0	0.0	0	0
BRONCOS	**58**	**1558**	**26.9**	**100t**	**3**
OPPONENTS	**43**	**1000**	**23.3**	**—**	**0**

SACKS: Bramlett 9.5, LaRose 4.5, Keating 3.5, Leeztow 3, Jacobs 2, Hopkins 1.5, Jeter 1.5, Gonsoulin 1, Tarasovic 1, Cox 0.5, Team 5, **TOTAL 33.0**

PASSING	Att.	Comp.	Yds.	Comp.%	Yd./Att.	TD	TD%	Int	Int%	LG	Rtg.
Choboian	163	82	1110	50.3	6.81	4	2.5	12	7.4	79	49.9
McCormick	193	68	993	35.2	5.15	6	3.1	15	7.8	64	30.9
Slaughter	25	7	124	28.0	4.96	1	4.0	0	0.0	67	61.1
Glacken	11	6	84	54.5	7.64	1	9.1	0	0.0	22	109.7
Rote	8	3	40	37.5	5.00	0	0.0	1	12.5	20	14.6
Haynes	2	0	0	0.0	0.00	0	0.0	2	100.0	0	0.0
BRONCOS	**402**	**166**	**2351**	**41.3**	**5.85**	**12**	**3.0**	**30**	**7.5**	**79**	**39.7**
OPPONENTS	**396**	**192**	**2819**	**48.5**	**7.12**	**26**	**6.6**	**13**	**3.3**	**79**	**80.4**

1966 PRIMARY STARTERS

OFFENSE		DEFENSE	
SE	Taylor, Lionel	LE	Leetzow, Max
LT	Breitenstein, Bob	LE	La Rose, Don
LG	Sturm, Jerry	LT	Jacobs, Ray
C	Kubala, Ray	RT	Cox, Larry
C	Kaminski, Larry	RT	Keating, Bill
RG	Gonzaga, John	RE	Young, Bob
RG	Homan, Jon	LLB	Hopkins, Jerry
RT	Burnet, Lee	LLB	Jeter, Eugene
TE	Denson, Al	MLB	Matsos, Archie
FL	Scarpitto, Bob	RLB	Bramlett, John
QB	McCormick, John	LC	Brown, Willie
QB	Choboian, Max	LC	Sellers, Goldie
HB	Haynes, Abner	RC	Wilson, Nemiah
HB	Mitchell, Charlie	LS	Wright, Lonnie
FB	Hayes, Wendell	RS	Gonsoulin, Goose

1966 COACHES

Mac Speedie (Head Coach - First 2 Gms.), **Dale Dodrill** (Defensive Line), **Ray Malavasi** (Offensive Line / Head Coach - Final 12 Gms.), **Marv Matuszak** (Defensive Backfield), **Bus Mertes** (Offensive Backfield).

1966 LEADERS / RANKINGS

INDIVIDUAL	PLAYER	NO.	AFL RANK	AFL LEADER	NO.
Points	Kroner	62	12	Cappelletti (BOS)	119
Rushing Yards	Hayes	417	11	Nance (BOS)	1,458
Passing Yards	Choboian	1,110	9	Namath (NYJ)	3,379
Passer Rating	Choboian	49.9	9	Dawson (KC)	101.7
Receiving Yards	Denson	725	9	Alworth (SD)	1,383
Receptions	Haynes	46	11t	Alworth (SD)	73
Interceptions	Brown/Sellers	3	24t	Hunt/Robinson (KC)	10

OFFENSE	NO.	AFL RANK	AFL LEADER	NO.
Points Per Game	14.0	9	Kansas City	32.0
Total Yards Per Game	226.3	9	Kansas City	365.3
Yards Per Play	3.9	9	Kansas City	6.0
Rushing Yards Per Game	83.8	9	Kansas City	162.4
Net Passing Yards Per Game	142.5	9	New York Jets	247.4

DEFENSE	NO.	AFL RANK	AFL LEADER	NO.
Points Per Game	27.2	8	Buffalo	18.2
Total Yards Per Game	324.6	6	Oakland	279.3
Yards Per Play	5.2	7	Oakland	4.6
Rushing Yards Per Game	144.9	8	Buffalo	75.1
Net Passing Yards Per Game	179.6	3	Oakland	151.3

1966 KEY AWARDS

All-AFL (1): P Bob Scarpitto. **AFL All-Star Game (4):** LB John Bramlett, S Goose Gonsoulin, P Bob Scarpitto, G Jerry Sturm.

1966 AFL STANDINGS

AFL EAST

Team	W	L	T	Pct	PF	PA
y-Buffalo	9	4	1	.692	358	255
Boston	8	4	2	.667	315	283
New York Jets	6	6	2	.500	322	312
Houston	3	11	0	.214	335	396
Miami	3	11	0	.214	213	362

AFL WEST

Team	W	L	T	Pct	PF	PA
y-Kansas City	11	2	1	.846	448	276
Oakland	8	5	1	.615	315	288
San Diego	7	6	1	.538	335	284
Denver	**4**	**10**	**0**	**.286**	**196**	**381**

y – Division Title

AFL CHAMPIONSHIP

1/1 – Kansas City 31, at Buffalo 7

1966 NFL STANDINGS

NFL EAST

Team	W	L	T	Pct	PF	PA
y-Dallas	10	3	1	.769	445	239
Cleveland	9	5	0	.643	403	259
Philadelphia	9	5	0	.643	326	340
St. Louis	8	5	1	.615	264	265
Washington	7	7	0	.500	351	355
Pittsburgh	5	8	1	.385	316	347
Atlanta	3	11	0	.214	204	437
New York Giants	1	12	1	.077	263	501

NFL WEST

Team	W	L	T	Pct	PF	PA
y-Green Bay	12	2	0	.857	335	163
Baltimore	9	5	0	.643	314	226
Los Angeles	8	6	0	.571	289	212
San Francisco	6	6	2	.500	320	325
Chicago	5	7	2	.417	234	272
Detroit	4	9	1	.308	206	317
Minnesota	4	9	1	.308	292	304

y – Division Title

NFL CHAMPIONSHIP

1/1 – Green Bay 34, at Dallas 27

SUPER BOWL I (LOS ANGELES)

1/15 – Green Bay (NFL) 35, Kansas City (AFL) 10

1965 FINAL STATISTICS (4-10)

Head Coach: Mac Speedie **AFL West**: 4th **Home Stadium**: Bears Stadium

Date	W-L	Score	Opponent	Attendance
Sept 11	L	31-34	at San Diego	27,022
Sept 19	L	15-30	Buffalo	30,682
Sept 24	W	27-10	at Boston	26,782
Oct 3	W	16-13	New York Jets	34,988
Oct 10	L	23-31	Kansas City	31,001
Oct 17	W	28-17	Houston	32,492
Oct 24	L	13-31	at Buffalo	45,046
Oct 31	L	10-45	at New York Jets	53,717
Nov 7	L	21-35	San Diego	33,073
Nov 14	W	31-21	at Houston	28,126
Nov 21	L	20-28	Oakland	30,369
Dec 5	L	13-24	at Oakland	19,023
Dec 12	L	20-28	Boston	27,207
Dec 19	L	35-45	at Kansas City	14,421

TEAM STATISTICS	Den	Opp
TOTAL FIRST DOWNS	255	244
Rushing	111	87
Passing	117	138
Penalty	27	19
TOTAL NET YARDS	4469	4297
Avg. Per Game	319.2	306.9
Total Plays	959	850
Avg. Per Play	4.7	5.1
NET YARDS RUSHING	1829	1337
Avg. Per Game	130.6	95.5
Total Rushes	453	384
Avg. Per Rush	4.0	3.5
NET YARDS PASSING	2640	2960
Avg. Per Game	188.6	211.4
Sacked/Yards Lost	24/208	26/305
Att./Completions	482/222	440/202
Completion Pct.	46.1	45.9
Had Intercepted	30	25
PUNTS/AVERAGE	68/42.3	73/45.8
PENALTIES/YARDS	69/750	86/836
FUMBLES/BALL LOST	29/16	27/14
TOUCHDOWNS	38	50
Rushing	14	24
Passing	18	23
Punt Returns	1	1
Pass Interceptions	3	2
Fumble Returns	2	0
Safety	0	0
PAT (Total)	34	50
Kicking	32/32	50/50
Running	1/2	0/0
Passing	1/4	0/0
FIELD GOALS	13/29	14/23

SCORING	TD	Ru	Pa	Rt	PAT	FG	S	PTS
Kroner	0	0	0	0	32/32	13/29	0	71
Hayes	7	5	2	0	0/0	0/0	0	44
Gilchrist	7	6	1	0	0/0	0/0	0	42
Haynes	6	3	2	1	0/0	0/0	0	36
Taylor	6	0	6	0	0/0	0/0	0	36
Scarpitto	5	0	5	0	0/0	0/0	0	30
Griffin	2	0	0	2	0/0	0/0	0	12
Bramlett	2	0	0	2	0/0	0/0	0	12
Dixon	2	0	2	0	0/0	0/0	0	12
Wilson	1	0	0	1	0/0	0/0	0	6
Gonsoulin	0	0	0	0	0/0	0/0	0	2
Slaughter	0	0	0	0	0/0	0/0	0	2
BRONCOS	**38**	**14**	**18**	**6**	**32/32**	**13/29**	**0**	**303**
OPPONENTS	**50**	**24**	**23**	**3**	**50/50**	**14/23**	**0**	**392**

PASSING	Att.	Comp.	Yds.	Comp.%	Yd./Att.	TD	TD%	Int	Int%	LG	Rtg.
McCormick	253	103	1292	40.7	5.11	7	2.8	14	5.5	90t	43.5
Slaughter	147	75	864	51.0	5.88	6	4.1	12	8.2	51	48.7
Lee	80	44	692	55.0	8.65	5	6.3	3	3.8	66	89.2
Haynes	1	0	0	0.0	0.00	0	0.0	0	0.0	—	39.6
Hayes	1	0	0	0.0	0.00	0	0.0	1	100.0	—	0.0
BRONCOS	**482**	**222**	**2848**	**46.1**	**5.91**	**18**	**3.7**	**30**	**6.2**	**90t**	**51.6**
OPPONENTS	**440**	**202**	**3265**	**45.9**	**7.42**	**23**	**5.2**	**25**	**5.7**	**78**	**65.0**

RUSHING	No.	Yds.	Avg.	Long	TD
Gilchrist	252	954	3.8	44	6
Hayes	130	526	4.1	43	5
Haynes	41	166	4.1	47	3
Scarpitto	4	94	23.5	44	0
Slaughter	20	75	3.8	13	0
Barry	2	19	9.5	11	0
Lee	2	1	0.5	2	0
McCormick	1	-2	-2.0	-2	0
Denson	1	-4	-4.0	-4	0
BRONCOS	**453**	**1829**	**4.0**	**47**	**14**
OPPONENTS	**384**	**1337**	**3.5**	**41**	**24**

RECEIVING	No.	Yds.	Avg.	Long	TD
Taylor	85	1131	13.3	63	6
Scarpitto	32	585	18.3	90t	5
Haynes	26	216	8.3	71	2
Dixon	25	354	14.2	59	2
Hayes	24	294	12.3	66	2
Gilchrist	18	154	8.6	29	1
Denson	9	102	11.3	20	0
Barry	2	11	5.5	9	0
McCullough	1	1	1.0	1	0
BRONCOS	**222**	**2848**	**12.8**	**90t**	**18**
OPPONENTS	**202**	**3265**	**16.2**	**78**	**23**

INTERCEPTIONS	No.	Yds.	Avg.	Long	TD
Gonsoulin	6	91	15.2	32	0
Griffin	4	109	27.3	44	1
Wilson	3	118	39.3	65	1
Cooke	3	36	12.0	28	0
Farr	2	22	11.0	17	0
Brown	2	18	9.0	18	0
McGeever	1	36	36.0	36	0
Bramlett	1	25	25.0	25t	1
Hopkins	1	7	7.0	7	0
Erlandson	1	3	3.0	3	0
Janerette	1	0	0.0	0	0
BRONCOS	**25**	**465**	**18.6**	**65**	**3**
OPPONENTS	**30**	**426**	**14.2**	**—**	**2**

PUNTING	No.	Yds.	Avg.	Long	B
Scarpitto	67	2833	42.3	67—	
McCormick	1	45	45.0	45	—
BRONCOS	**68**	**2878**	**42.3**	**67**	**0**
OPPONENTS	**73**	**3347**	**45.8**	**73**	**1**

PUNT RETURNS	No.	Yds.	Avg.	Long	TD
Barry	21	210	10.0	38	0
Haynes	14	121	8.6	57t	1
Bussell	2	24	12.0	21	0
BRONCOS	**37**	**355**	**9.6**	**57t**	**1**
OPPONENTS	**26**	**343**	**13.2**	**—**	**1**

KICKOFF RETURNS	No.	Yds.	Avg.	Long	TD
Haynes	34	901	26.5	60	0
Barry	26	611	23.5	64	0
Bussell	5	103	20.6	32	0
Hayes	4	93	23.3	30	0
Carmichael	1	15	15.0	15	0
Dixon	1	8	8.0	8	0
BRONCOS	**71**	**1731**	**24.4**	**64**	**0**
OPPONENTS	**58**	**1197**	**20.6**	**—**	**0**

SACKS: Bramlett 6, Moore 3.5, Jacobs 3.5, Erlandson 3, Janerette 3, Leeztow 2, Brown 1, Cooke 1, Cummings 1, McGeever 1, Team 1, **TOTAL 26.0**

1965 PRIMARY STARTERS

OFFENSE		DEFENSE	
SE	Taylor, Lionel	LE	Cooke, Ed
LT	Breitenstein, Bob	LT	Jacobs, Ray
LG	Sturm, Jerry	RT	Janerette, Charlie
LG	Nomina, Tom	RE	Leetzow, Max
C	Kubala, Ray	RE	Moore, Leroy
RG	McCullough, Bob	LLB	Erlandson, Tom
RT	Danenhauer, Elden	MLB	Hopkins, Jerry
TE	Dixon, Hewritt	MLB	Cummings, Ed
TE	Denson, Al	RLB	Bramlett, John
FL	Scarpitto, Bob	LC	Brown, Willie
QB	Slaughter, Mickey	LC	McMillan, Jim
QB	McCormick, John	RC	McGeever, John
HB	Haynes, Abner	LS	Farr, Miller
HB	Mitchell, Charlie	LS	Griffin, John
FB	Gilchrist, Cookie	RS	Gonsoulin, Goose
FB	Hayes, Wendell		

1965 COACHES

Mac Speedie (Head Coach), **George Dickson** (Defensive Backfield), **Bus Mertes** (Offensive Backfield), **Red Miller** (Offensive Line), **Ray Malavasi** (Defensive Line).

1965 LEADERS / RANKINGS

INDIVIDUAL	PLAYER	NO.	AFL RANK	AFL LEADER	NO.
Points	Kroner	71	10	Cappelletti (BOS)	132
Rushing Yards	Gilchrist	954	2	Lowe (SD)	1,121
Passing Yards	McCormick	1,292	8	Hadl (SD)	2,798
Passer Rating	McCormick	43.5	9	Dawson (KC)	81.3
Receiving Yards	Taylor	1,131	3	Alworth (SD)	1,602
Receptions	Taylor	85	1	Taylor (DEN)	85
Interceptions	Gonsoulin	6	6t	Hicks (HOU)	9

OFFENSE	NO.	AFL RANK	AFL LEADER	NO.
Points Per Game	21.6	4	San Diego	24.3
Total Yards Per Game	319.2	2	San Diego	364.4
Yards Per Play	4.7	4	Kansas City	5.1
Rushing Yards Per Game	130.6	2	San Diego	142.7
Net Passing Yards Per Game	188.6	3	San Diego	221.6

DEFENSE	NO.	AFL RANK	AFL LEADER	NO.
Points Per Game	28.0	7	Buffalo	16.1
Total Yards Per Game	306.9	7	San Diego	233.0
Yards Per Play	5.1	7	San Diego	4.0
Rushing Yards Per Game	95.5	3	San Diego	78.1
Net Passing Yards Per Game	211.4	7	San Diego	154.9

1965 KEY AWARDS

All-AFL (3): T Eldon Danenhauer, FB Cookie Gilchrist, WR Lionel Taylor.
AFL All-Star Game (2): T Eldon Danenhauer, FB Cookie Gilchrist.

1965 AFL STANDINGS

AFL EAST

Team	W	L	T	Pct	PF	PA
y-Buffalo	10	3	1	.769	313	226
New York Jets	5	8	1	.385	285	303
Boston	4	8	2	.333	244	302
Houston	4	10	0	.286	298	429

AFL WEST

Team	W	L	T	Pct	PF	PA
y-San Diego	9	2	3	.818	340	227
Oakland	8	5	1	.615	298	239
Kansas City	7	5	2	.583	322	285
Denver	**4**	**10**	**0**	**.286**	**303**	**392**

y – Division Title

AFL CHAMPIONSHIP

12/26 – Buffalo 23, at San Diego 0

1965 NFL STANDINGS

NFL EAST

Team	W	L	T	Pct	PF	PA
y-Cleveland	11	3	0	.786	363	325
Dallas	7	7	0	.500	325	280
New York Giants	7	7	0	.500	270	338
Washington	6	8	0	.429	257	301
Philadelphia	5	9	0	.357	363	359
St. Louis	5	9	0	.357	296	309
Pittsburgh	2	12	0	.143	202	397

NFL WEST

Team	W	L	T	Pct	PF	PA
x-Baltimore	10	3	1	.769	389	284
x-Green Bay	10	3	1	.769	316	224
Chicago	9	5	0	.643	409	275
San Francisco	7	6	1	.538	421	402
Minnesota	7	7	0	.500	383	403
Detroit	6	7	1	.462	257	295
Los Angeles	4	10	0	.286	269	328

x – Made Playoffs; y – Division Title

WESTERN CONFERENCE PLAYOFF GAME

12/26 – at Green Bay 13, Baltimore 10 (OT)

NFL CHAMPIONSHIP

1/2 – at Green Bay 23, Cleveland 12

1964 FINAL STATISTICS (2-11-1)

Head Coach: Jack Faulkner (4) / Mac Speedie (10) **AFL West**: 4th **Home Stadium**: Bears Stadium

Date	W-L	Score	Opponent	Attendance
Sept 12	L	6-30	at New York Jets	45,665
Sept 20	L	13-30	at Buffalo	28,501
Sept 27	L	17-38	Houston	22,651
Oct 4	L	10-39	Boston	15,485
Oct 11	W	33-27	Kansas City	16,285
Oct 18	L	14-42	at San Diego	23,332
Oct 25	L	7-40	at Oakland	17,858
Nov 1	L	39-49	at Kansas City	15,053
Nov 8	L	20-31	San Diego	19,670
Nov 15	W	20-16	New York Jets	11,309
Nov 20	L	7-12	at Boston	24,979
Nov 29	T	20-20	Oakland	15,958
Dec 13	L	19-30	Buffalo	14,431
Dec 20	L	15-34	at Houston	15,839

TEAM STATISTICS	Den	Opp
TOTAL FIRST DOWNS	207	271
Rushing	78	100
Passing	116	148
Penalty	13	23
TOTAL NET YARDS	3332	4970
Avg. Per Game	238.0	355.0
Total Plays	908	908
Avg. Per Play	3.7	5.5
NET YARDS RUSHING	1311	2064
Avg. Per Game	93.6	147.4
Total Rushes	391	424
Avg. Per Rush	3.4	4.9
NET YARDS PASSING	2021	2906
Avg. Per Game	144.4	207.6
Sacked/Yards Lost	61/520	44/447
Att./Completions	456/230	440/215
Completion Pct.	50.4	48.9
Had Intercepted	32	32
PUNTS/AVERAGE	83/43.4	59/41.4
PENALTIES/YARDS	76/774	63/573
FUMBLES/BALL LOST	27/8	40/21
TOUCHDOWNS	28	52
Rushing	10	21
Passing	14	29
Punt Returns	1	1
Pass Interceptions	1	1
Fumble Returns	2	0
Safety	1	4
PAT (Total)	25	52
Kicking	22/25	52/52
Running	1	0
Passing	2	0
FIELD GOALS	14/34	22/25

SCORING	TD	Ru	Pa	Rt	PAT	FG	S	PTS
Taylor	7	0	7	0	0/0	0/0	0	42
Mingo	0	0	0	0	9/10	8/12	0	33
Mitchell	6	5	1	0	0/0	0/0	0	36
Guesman	0	0	0	0	13/15	6/22	0	31
Scarpitto	4	0	4	0	0/0	0/0	0	24
Lee	3	3	0	0	0/0	0/0	0	18
Joe	2	2	0	0	0/0	0/0	0	14
Denson	1	0	1	0	0/0	0/0	0	8
Dixon	1	0	1	0	0/0	0/0	0	6
Barry	1	0	0	1	0/0	0/0	0	6
Cooke	1	0	0	1	0/0	0/0	0	6
Janik	1	0	0	1	0/0	0/0	0	6
McMillin	1	0	0	1	0/0	0/0	0	6
Slaughter	0	0	0	0	0/0	0/0	0	2
TEAM	0	0	0	0	0/0	0/0	1	2
BRONCOS	**28**	**10**	**14**	**4**	**22/25**	**14/34**	**1**	**240**
OPPONENTS	**52**	**21**	**29**	**2**	**52/52**	**22/25**	**4**	**438**

RUSHING	No.	Yds.	Avg.	Long	TD
Mitchell	177	590	3.3	33	5
Joe	112	415	3.7	51	2
Lee	42	163	3.8	16	3
Slaughter	20	54	2.7	18	0
Mingo	6	26	4.3	9	0
Stone	12	26	2.2	5	0
Dixon	18	25	1.4	17	0
Barry	3	7	2.3	11	0
Scarpitto	1	5	5.0	5	0
BRONCOS	**391**	**1311**	**3.4**	**51**	**10**
OPPONENTS	**424**	**2064**	**4.9**	**58**	**21**

RECEIVING	No.	Yds.	Avg.	Long	TD
Taylor	76	873	11.5	57	7
Dixon	38	585	15.4	62	1
Scarpitto	35	375	10.7	37	4
Mitchell	33	225	6.8	58	1
Denson	25	383	15.3	82t	1
Joe	12	16	1.3	15	0
Stone	4	38	9.5	16	0
Barry	4	31	7.8	13	0
Mingo	3	15	5.0	8	0
BRONCOS	**230**	**2541**	**11.0**	**82t**	**14**
OPPONENTS	**215**	**3353**	**15.6**	**66**	**29**

INTERCEPTIONS	No.	Yds.	Avg.	Long	TD
Brown	9	140	15.6	45	0
Gonsoulin	7	125	17.9	36	0
McGeever	6	60	10.0	19	0
Matuszak	2	16	8.0	8	0
Hopkins	2	11	5.5	9	0
Moore	1	70	70.0	70	0
Janik	1	22	22.0	22t	1
Wright	1	11	11.0	11	0
McMillin	1	3	3.0	3	0
Fraser	1	1	1.0	1	0
West	1	0	0.0	0	0
BRONCOS	**32**	**459**	**14.3**	**70**	**1**
OPPONENTS	**32**	**441**	**13.8**	**—**	**1**

PUNTING	No.	Yds.	Avg.	Long	B
Fraser	72	3225	44.7	67	—
Janik	10	374	37.4	49	—
BRONCOS	**83**	**3559**	**43.4**	**67**	**1**
OPPONENTS	**59**	**2441**	**41.4**	**71**	**0**

PUNT RETURNS	No.	Yds.	Avg.	Long	TD
Barry	16	149	9.3	52t	1
Mitchell	9	110	12.2	54	0
BRONCOS	**25**	**259**	**10.4**	**54**	**1**
OPPONENTS	**40**	**526**	**13.2**	**—**	**1**

KICKOFF RETURNS	No.	Yds.	Avg.	Long	TD
Barry	47	1245	26.5	60	0
Mitchell	10	221	22.1	28	0
Mingo	8	163	20.4	42	0
Dixon	6	89	14.8	24	0
Olson	2	27	13.5	15	0
Shackleford	1	13	13.0	13	0
Jordan	1	0	0.0	0	0
Sturm	1	0	0.0	0	0
BRONCOS	**76**	**1758**	**23.1**	**60**	**0**
OPPONENTS	**44**	**1166**	**26.5**	**—**	**0**

SACKS: Hopkins 8, Fraser 7.5, Janerette 6, Cooke 4, Matuszak 4, Jacobs 3.5, Moore 3.5, Erlandson 3, McGeever 1, Jordan 1, Team 2.5, **TOTAL 44.0**

PASSING	Att.	Comp.	Yds.	Comp.%	Yd./Att.	TD	TD%	Int	Int%	LG	Rtg.
Lee	265	133	1611	50.2	6.08	11	4.2	20	7.5	82t	51.6
Slaughter	189	97	930	51.3	4.92	3	1.6	11	5.8	39	46.4
Mitchell	1	0	0	0.0	0.00	0	0.0	0	0.0	0	39.6
Taylor	1	0	0	0.0	0.00	0	0.0	1	100.0	0	0.0
BRONCOS	**456**	**230**	**2541**	**50.4**	**5.57**	**14**	**3.1**	**32**	**7.0**	**82t**	**48.3**
OPPONENTS	**440**	**215**	**3353**	**48.9**	**7.62**	**29**	**6.6**	**32**	**7.3**	**66**	**66.2**

1964 PRIMARY STARTERS

OFFENSE		DEFENSE	
SE	Taylor, Lionel	LE	Jacobs, Ray
LT	Olson, Harold	LT	Guesman, Dick
LG	Perkins, Jim	RT	Janerette, Charlie
LG	Nomina, Tom	RE	Cooke, Ed
C	Sturm, Jerry	RE	Moore, Leroy
RG	McCullough, Bob	LLB	Hopkins, Jerry
RT	Danenhauer, Eldon	LLB	Erlandson, Tom
TE	Dixon, Hewritt	MLB	Matuszak, Marv
FL	Scarpitto, Bob	RLB	Fraser, Jim
FL	Denson, Al	LC	Brown, Willie
QB	Lee, Jacky	RC	West, Willie
QB	Slaughter, Mickey	RC	Griffin, John
HB	Mitchell, Charley	LS	McGeever, John
HB	Haynes, Abner	RS	Gonsoulin, Goose
FB	Joe, Billy		

1964 COACHES

Jack Faulkner (Head Coach - First 4 Gms.), **George Dickson** (Defensive Backfield), **Ray Malavasi** (Defensive Line), **Bill Meek** (Offensive Backfield), **Red Miller** (Offensive Line), **Mac Speedie** (Offensive End / Head Coach - Final 10 Gms.).

1964 LEADERS / RANKINGS

INDIVIDUAL	PLAYER	NO.	AFL RANK	AFL LEADER	NO.
Points	Taylor	42	20t	Cappelletti (BOS)	155
Rushing Yards	Mitchell	590	7	Gilchrist (BUF)	981
Passing Yards	Lee	1,611	8	Parilli (BOS)	3,465
Passer Rating	Lee	51.6	8	Dawson (KC)	89.9
Receiving Yards	Taylor	873	8	Hennigan (HOU)	1,546
Receptions	Taylor	76	2t	Hennigan (HOU)	101
Interceptions	Brown	9	3	Paulson (NYJ)	12

OFFENSE	NO.	AFL RANK	AFL LEADER	NO.
Points Per Game	17.1	8	Buffalo	28.6
Total Yards Per Game	238.0	8	Buffalo	371.9
Yards Per Play	3.7	8	Buffalo	5.6
Rushing Yards Per Game	93.6	8	Buffalo	145.7
Net Passing Yards Per Game	144.4	8	Houston	251.9

DEFENSE	NO.	AFL RANK	AFL LEADER	NO.
Points Per Game	31.3	8	Buffalo	17.3
Total Yards Per Game	355.0	7	Buffalo	277.0
Yards Per Play	5.5	7	San Diego	4.4
Rushing Yards Per Game	147.4	8	Buffalo	65.2
Net Passing Yards Per Game	207.6	3	San Diego	179.9

1964 KEY AWARDS

All-AFL (1): CB Willie Brown. **AFL All-Star Game (4):** CB Willie Brown, LB Jim Fraser, S Goose Gonsoulin, C Jerry Sturm.

1964 AFL STANDINGS

AFL EAST

Team	W	L	T	Pct	PF	PA
y-Buffalo	12	2	0	.857	400	242
Boston	10	3	1	.769	365	297
New York Jets	5	8	1	.385	278	315
Houston	4	10	0	.286	310	355

AFL WEST

Team	W	L	T	Pct	PF	PA
y-San Diego	8	5	1	.615	341	300
Kansas City	7	7	0	.500	366	306
Oakland	5	7	2	.417	303	350
Denver	**2**	**11**	**1**	**.154**	**240**	**438**

y – Division Title

AFL CHAMPIONSHIP

12/26 – at Buffalo 20, San Diego 7

1964 NFL STANDINGS

NFL EAST

Team	W	L	T	Pct	PF	PA
y-Cleveland	10	3	1	.769	415	293
St. Louis	9	3	2	.750	357	331
Philadelphia	6	8	0	.429	312	313
Washington	6	8	0	.429	307	305
Dallas	5	8	1	.385	250	289
Pittsburgh	5	9	0	.357	253	315
New York Giants	2	10	2	.167	241	399

NFL WEST

Team	W	L	T	Pct	PF	PA
y-Baltimore	12	2	0	.857	428	225
Green Bay	8	5	1	.615	342	245
Minnesota	8	5	1	.615	355	296
Detroit	7	5	2	.583	280	260
Los Angeles	5	7	2	.417	283	339
Chicago	5	9	0	.357	260	379
San Francisco	4	10	0	.286	236	330

y – Division Title

NFL CHAMPIONSHIP

12/27 – at Cleveland 27, Baltimore 0

1963 FINAL STATISTICS (2-11-1)

Head Coach: Jack Faulkner **AFL West**: 4th **Home Stadium**: Bears Stadium

Date	W-L	Score	Opponent	Attendance
Sept 7	L	7-59	Kansas City	21,115
Sept 14	L	14-20	at Houston	23,147
Sept 29	W	14-10	Boston	18,636
Oct 6	W	50-34	San Diego	18,428
Oct 13	L	24-33	Houston	24,087
Oct 18	L	21-40	at Boston	25,418
Oct 26	T	35-35	at New York Jets	20,377
Nov 3	L	28-30	Buffalo	19,424
Nov 9	L	17-27	at Buffalo	30,989
Nov 17	L	9-14	New York Jets	14,247
Nov 28	L	10-26	Oakland	14,763
Dec 8	L	21-52	at Kansas City	17,443
Dec 15	L	31-35	at Oakland	15,223
Dec 22	L	20-58	at San Diego	31,312

TEAM STATISTICS	Den	Opp
TOTAL FIRST DOWNS	230	254
Rushing	84	92
Passing	133	145
Penalty	13	17
TOTAL NET YARDS	3995	5081
Avg. Per Game	285.4	362.9
NET YARDS RUSHING	1508	1687
Avg. Per Game	107.7	120.5
Total Rushes	384	420
Avg. Per Rush	3.9	4.0
NET YARDS PASSING	2487	3394
Avg. Per Game	177.6	242.4
Sacked/Yards Lost	63/590	19/178
Att./Completions	453/217	408/204
Completion Pct.	47.9	50.0
Had Intercepted	28	15
PUNTS/AVERAGE	81/44.4	61/43.7
PENALTIES/YARDS	65/548	61/516
FUMBLES/BALL LOST	34/15	33/20
TOUCHDOWNS	36	61
Rushing	9	15
Passing	24	40
Kickoff Returns	1	1
Pass Interceptions	1	2
Fumble Returns	1	3
Safety	0	2
PAT (Total)	36	57
Kicking	35	55
Running	0	0
Passing	1	2
FIELD GOALS	16/30	15/32

Score By Periods	1	2	3	4	OT	Total
BRONCOS	40	96	64	101	—	301
OPPONENTS	121	113	127	112	—	473

SCORING	TD	Ru	Pa	Rt	PAT	FG	S	PTS
Mingo	0	0	0	0	35/35	16/30	0	83
Taylor	10	0	10	0	0/0	0/0	0	60
Joe	5	4	1	0	0/0	0/0	0	30
Scarpitto	5	0	5	0	0/0	0/0	0	30
Stone	4	2	2	0	0/0	0/0	0	24
Groman	3	0	3	0	0/0	0/0	0	18
Prebola	2	0	2	0	0/0	0/0	0	14
Dixon	2	2	0	0	0/0	0/0	0	12
Gonsoulin	1	0	0	1	0/0	0/0	0	6
Mitchell	1	0	0	1	0/0	0/0	0	6
McFadin	1	0	0	1	0/0	0/0	0	6
Slaughter	1	1	0	0	0/0	0/0	0	6
Gaiters	1	0	1	0	0/0	0/0	0	6
BRONCOS	**36**	**9**	**24**	**3**	**35/35**	**16/30**	**0**	**301**
OPPONENTS	**61**	**15**	**40**	**6**	**55/56**	**15/32**	**2**	**473**

RUSHING	No.	Yds.	Avg.	Long	TD
Joe	154	649	4.2	68	4
Stone	96	382	4.0	39	2
Slaughter	32	124	3.9	19	1
Dixon	23	105	4.6	18	2
Mingo	24	90	3.8	17	0
Breaux	10	51	5.1	15	0
Mitchell	23	45	2.0	7	0
Dickinson	5	31	6.2	13	0
Gaiters	9	20	2.2	8	0
Walker	2	14	7.0	9	0
Barnes	0	2	—	2	0
McCormick	3	-5	-1.7	-2	0
TEAM	3	0	0.0	0	0
BRONCOS	**384**	**1508**	**3.9**	**68**	**9**
OPPONENTS	**420**	**1687**	**4.0**	**—**	**15**

RECEIVING	No.	Yds.	Avg.	Long	TD
Taylor	78	1101	14.1	72	10
Prebola	30	471	15.7	57	2
Groman	27	437	16.2	74	3
Stone	22	208	9.4	55	2
Scarpitto	21	463	22.0	66	5
Joe	15	90	6.0	34	1
Dixon	10	130	13.0	30	0
Mitchell	8	71	8.8	20	0
Mingo	3	11	3.7	27	0
Gaiters	1	74	74.0	74t	1
Dickinson	1	9	9.0	9	0
Rychlec	1	7	7.0	7	0
BRONCOS	**217**	**3072**	**14.2**	**74t**	**24**
OPPONENTS	**204**	**3572**	**17.5**	**—**	**40**

INTERCEPTIONS	No.	Yds.	Avg.	Long	TD
Gonsoulin	6	64	10.6	42t	1
Janik	2	32	16.0	31	0
McDaniel	2	12	6.0	10	0
Zeman	1	23	23.0	23	0
Hopkins	1	21	21.0	21	0
Brown	1	0	0.0	0	0
Holz	1	0	0.0	0	0
Mitchell	1	0	0.0	0	0
McGeever	0	*18	—	18	0
BRONCOS	**15**	**170**	**11.3**	**42t**	**1**
OPPONENTS	**28**	**—**	**—**	**—**	**2**

**return yardage gained by lateral*

PUNTING	No.	Yds.	Avg.	Long	B
Fraser	78	3595	46.1	66	—
BRONCOS	**81**	**3595**	**44.3**	**66**	**3**
OPPONENTS	**61**	**2664**	**43.7**	**—**	**—**

PUNT RETURNS	No.	Yds.	Avg.	Long	TD
Mitchell	12	141	11.7	28	0
Mingo	7	85	12.1	45	0
Dixon	3	58	19.3	47	0
Frazier	3	42	14.0	19	0
Zeman	2	32	16.0	18	0
Brown	3	29	9.6	17	0
BRONCOS	**30**	**387**	**12.9**	**47**	**0**
OPPONENTS	**43**	**466**	**10.8**	**—**	**0**

KICKOFF RETURNS	No.	Yds.	Avg.	Long	TD
Mitchell	37	954	25.7	90t	1
Gaiters	11	225	20.4	29	0
Dixon	9	195	21.6	37	0
Frazier	7	185	23.6	49	0
Mingo	7	151	21.6	31	0
Brown	3	70	23.3	54	0
Olson	2	0	0.0	0	0
Scarpitto	1	8	8.0	8	0
Groman	0	*9	—	9	0
Gonsoulin	0	*4	—	4	0
BRONCOS	**78**	**1801**	**23.1**	**90t**	**1**
OPPONENTS	**51**	**1310**	**25.7**	**—**	**1**

**return yardage gained by lateral*

SACKS: Gavin 4.5, McFadin 3.5, Lassiter 2.5, Peters 2, Nery 1.5, Fraser 1.5, Erlandson 1, McDaniel 1, Holz 0.5, Team 1, **TOTAL 19.0**

PASSING	Att.	Comp.	Yds.	Comp.%	Yd./Att.	TD	TD%	Int	Int%	LG	Rtg.
Slaughter	223	112	1689	50.2	7.57	13	5.8	15	6.7	74	66.9
Breaux	138	70	935	50.7	6.78	7	5.1	6	4.3	71	71.4
McCormick	72	28	417	38.9	5.79	4	5.6	3	4.2	72	59.8
Tripucka	15	7	31	46.7	2.07	0	0.0	5	33.3	14	13.9
Stone	3	0	0	0.0	0.00	0	0.0	0	0.0	—	39.6
Taylor	1	0	0	0.0	0.00	0	0.0	0	0.0	—	39.6
Mingo	1	0	0	0.0	0.00	0	0.0	0	0.0	—	39.6
BRONCOS	**453**	**217**	**3072**	**47.9**	**6.78**	**24**	**5.3**	**29**	**6.4**	**74**	**61.2**
OPPONENTS	**408**	**204**	**3572**	**50.0**	**8.75**	**40**	**9.8**	**15**	**3.7**	**—**	**97.6**

1963 PRIMARY STARTERS

OFFENSE		DEFENSE	
SE	Taylor, Lionel	LE	Jacobs, Ray
LT	Olson, Harold	LE	Nery, Ron
LT	Perkins, Jim	LT	McFadin, Bud
LG	McCullough, Bob	RT	Holz, Gordy
C	Sturm, Jerry	RE	Gavin, Chuck
RG	Barnes, Ernie	LLB	Nocera, John
RT	Danenhauer, Eldon	LLB	Erlandson, Tom
TE	Prebola, Gene	MLB	McDaniel, Wahoo
FL	Scarpitto, Bob	RLB	Fraser, Jim
FL	Groman, Bill	LC	McGeever, John
QB	Slaughter, Mickey	LC	Brown, Willie
QB	Breaux, Don	RC	Mitchell, Charlie
HB	Stone, Don	LS	Zeman, Bob
HB	Dixon, Hewritt	RS	Gonsoulin, Goose
FB	Joe, Billy		

1963 COACHES

Jack Faulkner (Head Coach), **Dale Dodrill** (Defensive Line), **Ed Hughes** (Defensive Backfield), **Red Miller** (Offensive Line), **Mac Speedie** (Offensive End).

1963 LEADERS / RANKINGS

INDIVIDUAL	PLAYER	NO.	AFL RANK	AFL LEADER	NO.
Points	Mingo	83	5	Cappelletti (BOS)	113
Rushing Yards	Joe	646	7	Daniels (OAK)	1,099
Passing Yards	Slaughter	1,689	8	Blanda (HOU)	3,003
Passer Rating	Slaughter	66.9	5	Rote (SD)	86.7
Receiving Yards	Taylor	1,101	3	Powell (OAK)	1,304
Receptions	Taylor	78	1	Taylor (DEN)	78
Interceptions	Gonsoulin	6	6t	Glick (HOU)	12

OFFENSE	NO.	AFL RANK	AFL LEADER	NO.
Points Per Game	21.5	7	San Diego	28.5
Total Yards Per Game	285.4	7	San Diego	367.6
Rushing Yards Per Game	107.7	6	San Diego	157.4
Net Passing Yards Per Game	177.6	8	Houston	229.3

DEFENSE	NO.	AFL RANK	AFL LEADER	NO.
Points Per Game	33.8	8	San Diego	18.2
Total Yards Per Game	362.9	7	Boston	265.4
Rushing Yards Per Game	120.5	6	Boston	79.1
Net Passing Yards Per Game	242.4	8	San Diego	180.1

1963 KEY AWARDS

All-AFL (1): S Goose Gonsoulin. **AFL All-Star Game (2):** S Goose Gonsoulin, DT Bud McFadin. **AFL Rookie of the Year (*The Sporting News*):** FB Billy Joe.

1963 AFL STANDINGS

AFL EAST

Team	W	L	T	Pct	PF	PA
x-Boston	7	6	1	.538	327	257
x-Buffalo	7	6	1	.538	304	291
Houston	6	8	0	.429	302	372
New York Jets	5	8	1	.385	249	399

AFL WEST

Team	W	L	T	Pct	PF	PA
y-San Diego	11	3	0	.786	399	255
Oakland	10	4	0	.714	363	282
Kansas City	5	7	2	.417	347	263
Denver	**2**	**11**	**1**	**.154**	**301**	**473**

x – Made Playoffs; y – Division Title

EASTERN DIVISION PLAYOFF GAME

12/28 – Boston 26, at Buffalo 8

AFL CHAMPIONSHIP

1/5 – at San Diego 51, Boston 10

1963 NFL STANDINGS

NFL EAST

Team	W	L	T	Pct	PF	PA
y-New York Giants	11	3	0	.786	448	280
Cleveland	10	4	0	.714	343	262
St. Louis	9	5	0	.643	341	283
Pittsburgh	7	4	3	.636	321	295
Dallas	4	10	0	.286	305	378
Washington	3	11	0	.214	279	398
Philadelphia	2	10	2	.167	242	381

NFL WEST

Team	W	L	T	Pct	PF	PA
y-Chicago	11	1	2	.917	301	144
Green Bay	11	2	1	.846	369	206
Baltimore	8	6	0	.571	316	285
Detroit	5	8	1	.385	326	265
Minnesota	5	8	1	.385	309	390
Los Angeles	5	9	0	.357	210	350
San Francisco	2	12	0	.143	198	391

y – Division Title

NFL CHAMPIONSHIP

12/29 – at Chicago 14, New York Giants 10

1962 FINAL STATISTICS (7-7)

Head Coach: Jack Faulkner **AFL West**: 2nd **Home Stadium**: Bears Stadium

Date	W-L	Score	Opponent	Attendance
Sept 7	W	30-21	San Diego	28,000
Sept 15	W	23-20	at Buffalo	30,577
Sept 21	L	16-41	at Boston	21,038
Sept 30	W	32-10	at N.Y. Titans	17,213
Oct 5	W	44-7	Oakland	22,452
Oct 14	W	23-6	at Oakland	7,000
Oct 21	W	20-10	Houston	34,496
Oct 28	L	38-45	Buffalo	26,051
Nov 4	W	23-20	at San Diego	20,827
Nov 11	L	29-33	Boston	28,187
Nov 18	L	3-24	Dallas	23,523
Nov 22	L	45-46	N.Y. Titans	15,776
Dec 2	L	17-34	at Houston	30,650
Dec 9	L	10-17	at Dallas	19,137

TEAM STATISTICS	Den	Opp
TOTAL FIRST DOWNS	270	234
Rushing	72	88
Passing	177	131
Penalty	21	15
TOTAL NET YARDS	4702	4538
Avg. Per Game	335.9	324.1
NET YARDS RUSHING	1298	1868
Avg. Per Game	92.7	133.4
Total Rushes	322	439
Avg. Per Rush	4.0	4.3
NET YARDS PASSING	3404	2670
Avg. Per Game	243.1	190.7
Sacked/Yards Lost	30/335	25/224
Att./Completions	559/292	423/202
Completion Pct.	52.2	47.8
Had Intercepted	40	27
PUNTS/AVERAGE	60/42.9	65/41.9
PENALTIES/YARDS	64/613	76/678
FUMBLES/BALL LOST	28/14	34/19
TOUCHDOWNS	39	41
Rushing	12	11
Passing	21	24
Defense/Returns	6	6
PAT (Total)	32	54
Kicking	27	52
Passing	4	0
Running	2	2
FIELD GOALS	27/39	16/27

Score By Periods	1	2	3	4	OT	Total
BRONCOS	48	94	61	150	—	353
OPPONENTS	64	105	58	107	—	334

SCORING	TD	Ru	Pa	Rt	PAT	FG	S	PTS
Mingo	4	4	0	0	32/34	27/39	0	137
Scarpitto	6	0	6	0	0/0	0/0	0	36
Stone	5	3	2	0	0/0	0/0	0	30
Dickinson	4	0	4	0	0/0	0/0	0	24
Taylor	4	0	4	0	0/0	0/0	0	24
Frazier	3	2	1	0	0/0	0/0	0	18
Tarr	2	0	2	0	0/0	0/0	0	12
McMillin	2	0	0	2	0/0	0/0	0	12
Prebola	1	0	1	0	0/0	0/0	0	8
Tripucka	1	1	0	0	0/0	0/0	0	6
Shaw	1	1	0	0	0/0	0/0	0	6
Olszewski	1	0	1	0	0/0	0/0	0	6
Stinnette	1	1	0	0	0/0	0/0	0	6
Zeman	1	0	0	1	0/0	0/0	0	6
Gonsoulin	1	0	0	1	0/0	0/0	0	6
McGeever	1	0	0	1	0/0	0/0	0	6
McFadin	1	0	0	1	0/0	0/0	0	6
Fraser	0	0	0	0	2/2	0/0	0	2
BRONCOS	**39**	**12**	**21**	**6**	**34/36**	**27/39**	**0**	**353**
OPPONENTS	**41**	**11**	**24**	**6**	**36/38**	**16/27**	**0**	**334**

RUSHING	No.	Yds.	Avg.	Long	TD
Stone	94	360	3.8	27	3
Dickinson	73	247	3.4	42	0
Mingo	54	287	5.3	82t	4
Frazier	39	168	4.3	35	2
Olszewski	33	114	3.4	46	0
Stinnette	21	87	4.1	14	1
Shaw	4	10	2.5	9	1
Tripucka	2	-1	-0.5	1	1
Taylor	2	26	13.0	18	0
BRONCOS	**322**	**1298**	**4.0**	**82**	**12**
OPPONENTS	**439**	**1868**	**4.3**	**—**	**11**

RECEIVING	No.	Yds.	Avg.	Long	TD
Taylor	77	908	11.8	45	4
Dickinson	60	554	9.2	33	4
Prebola	41	599	14.6	55	1
Scarpitto	35	667	19.1	67	6
Stone	20	223	11.2	56	2
Mingo	14	107	7.6	34	0
Olszewski	13	150	11.6	22	1
Stinnette	13	109	8.4	32	0
Frazier	11	211	19.2	96t	1
Tarr	8	211	26.3	97t	2
BRONCOS	**292**	**3739**	**12.8**	**97t**	**21**
OPPONENTS	**202**	**2894**	**14.3**	**—**	**24**

INTERCEPTIONS	No.	Yds.	Avg.	Long	TD
Gonsoulin	7	88	12.6	64t	1
Zeman	6	133	22.2	55	1
McMillin	4	117	29.3	48	1
McDaniel	4	37	9.3	18	0
McGeever	2	63	31.5	48	1
Gavin	1	35	35.0	35	0
Cash	1	5	5.0	5	0
Erlandson	1	3	3.0	3	0
Fraser	1	2	2.0	2	0
BRONCOS	**27**	**483**	**17.9**	**64t**	**4**
OPPONENTS	**40**	**421**	**10.5**	**—**	**5**

PUNTING	No.	Yds.	Avg.	Long	B
Fraser	54	2400	44.4	75	—
McDaniel	5	173	34.6	39	—
BRONCOS	**60**	**2573**	**42.9**	**75**	**1**
OPPONENTS	**65**	**2724**	**41.9**	**—**	**0**

PUNT RETURNS	No.	Yds.	Avg.	Long	TD
Mingo	7	36	5.1	12	0
Zeman	5	59	11.8	47	0
Frazier	5	32	6.4	16	0
OTHERS	2	1	0.5	1	0
BRONCOS	**19**	**128**	**6.7**	**47**	**0**
OPPONENTS	**27**	**245**	**9.1**	**—**	**0**

KICKOFF RETURNS	No.	Yds.	Avg.	Long	TD
Frazier	19	388	20.4	35	0
Minter	10	227	22.7	50	0
Tarr	8	217	27.1	50	0
Mingo	6	99	16.5	31	0
McGeever	5	143	28.6	52	0
Olszewski	3	66	22.0	24	0
Stinnette	2	27	13.5	21	0
Dickinson	2	26	13.0	14	0
Danenhauer	1	11	11.0	11	0
McMillin	1	6	6.0	6	0
BRONCOS	**57**	**1210**	**21.2**	**52**	**0**
OPPONENTS	**67**	**1401**	**21.9**	**—**	**0**

SACKS: Holz 5, Gavin 3, Stalcup 3, McFadin 2.5, McDaniel 2.5, Roland 2, Lassiter 2, Cash 1.5, Fraser 1, Erlandson 0.5, Team 2, **TOTAL 25.0**

PASSING	Att.	Comp.	Yds.	Comp.%	Yd./Att.	TD	TD%	Int	Int%	LG	Rtg.
Tripucka	440	240	2917	54.5	6.63	17	3.9	25	5.7	96t	64.4
Shaw	110	49	783	44.5	7.12	4	3.6	14	12.7	97t	41.4
Mingo	2	1	18	50.0	9.00	0	0.0	1	50.0	18	41.7
Stone	3	1	13	33.3	4.33	0	0.0	0	0.0	13	47.9
Enis	2	1	8	50.0	4.00	0	0.0	0	0.0	8	60.4
Taylor	2	0	0	0.0	0.0	0	0.0	0	0.0	0	39.6
BRONCOS	**559**	**292**	**3739**	**52.2**	**6.69**	**21**	**3.8**	**40**	**7.2**	**97t**	**56.2**
OPPONENTS	**423**	**202**	**2894**	**47.8**	**6.84**	**24**	**5.7**	**27**	**6.4**	**—**	**62.7**

1962 PRIMARY STARTERS

OFFENSE		DEFENSE	
LE	Taylor, Lionel	DE	Gavin, Chuck
LT	Sturmn, Jerry	DT	McFadin, Bud
LT	Perkins, Jim	DT	Lassiter, Ike
LG	Adamson, Ken	DT	Holz, Gordon
C	Barton, Jim	DT	Cash, John
RG	McCullough, Bob	LLB	Fraser, Jim
RT	Danenhauer, Eldon	MLB	McDaniel, Wahoo
TE	Prebola, Gene	LLB	Roehnelt, Bill
FL	Scarpitto, Bob	LLB	Stallcup, Jerry
FL	Frazier, Al	LCB	McGeever, John
QB	Tripucka, Frank	RCB	McMillin, Jim
QB	Shaw, George	LS	Zeman, Bob
HB	Stone, Don	RS	Gonsoulin, Goose
HB	Mingo, Gene		
FB	Dickinson, Bo		

1962 COACHES

Jack Faulkner (Head Coach), **Dale Dodrill** (Defensive Line), **Gary Glick** (Defensive Backfield), **Jim Martin** (Offensive Line), **Mac Speedie** (Offensive End).

1962 LEADERS / RANKINGS

INDIVIDUAL	PLAYER	NO.	AFL RANK	AFL LEADER	NO.
Points	Mingo	137	1	Mingo (DEN)	137
Rushing Yards	Stone	360	15	Gilchrist (BUF)	1,096
Passing Yards	Tripucka	2,917	1	Tripucka (DEN)	2,917
Passer Rating	Tripucka	64.4	3	Dawson (DLT)	98.3
Receiving Yards	Taylor	908	3	Powell (NYT)	1,130
Receptions	Taylor	77	1	Taylor (DEN)	77
Interceptions	Gonsoulin	7	7t	Riley (NYT)	11

OFFENSE	NO.	AFL RANK	AFL LEADER	NO.
Points Per Game	25.2	3	Dallas Texans	27.8
Total Yards Per Game	335.9	4	Houston	355.1
Rushing Yards Per Game	92.7	7	Buffalo	177.1
Net Passing Yards Per Game	243.1	1	Denver	243.1

DEFENSE	NO.	AFL RANK	AFL LEADER	NO.
Points Per Game	23.9	5	Dallas Texans	16.6
Total Yards Per Game	324.1	6	Dallas Texans	282.2
Rushing Yards Per Game	133.4	5	Dallas Texans	89.3
Net Passing Yards Per Game	190.7	5	Oakland	164.7

1962 KEY AWARDS

All-AFL (4): T Eldon Danenhauer, S Goose Gonsoulin, DT Bud McFadin, S Bob Zeman. **AFL All-Star Game (8):** T Eldon Danenhauer, LB Jim Fraser, S Goose Gonsoulin, DT Bud McFadin, HB Gene Mingo, WR Lionel Taylor, QB Frank Tripucka, S Bob Zeman. **AP AFL Coach of the Year:** Jack Faulkner.

1962 AFL STANDINGS

AFL EAST

Team	W	L	T	Pct	PF	PA
y-Houston	11	3	0	.786	387	270
Boston	9	4	1	.692	346	295
Buffalo	7	6	1	.538	309	272
New York Titans	5	9	0	.357	278	423

AFL WEST

Team	W	L	T	Pct	PF	PA
y-Dallas Texans	11	3	0	.786	389	233
Denver	**7**	**7**	**0**	**.500**	**353**	**334**
San Diego	4	10	0	.286	314	392
Oakland	1	13	0	.071	213	370

y – Division Title

AFL CHAMPIONSHIP

12/23 – Dallas Texans 20, at Houston 17 (2OT)

1962 NFL STANDINGS

NFL EAST

Team	W	L	T	Pct	PF	PA
y-New York Giants	12	2	0	.857	398	283
Pittsburgh	9	5	0	.643	312	363
Cleveland	7	6	1	.538	291	257
Washington	5	7	2	.417	305	376
Dallas Cowboys	5	8	1	.385	398	402
St. Louis	4	9	1	.308	287	361
Philadelphia	3	10	1	.231	282	356

NFL WEST

Team	W	L	T	Pct	PF	PA
y-Green Bay	13	1	0	.929	415	148
Detroit	11	3	0	.786	315	177
Chicago	9	5	0	.643	321	287
Baltimore	7	7	0	.500	293	288
San Francisco	6	8	0	.429	282	331
Minnesota	2	11	1	.154	254	410
Los Angeles	1	12	1	.077	220	334

y – Division Title

NFL CHAMPIONSHIP

12/30 – Green Bay 16, at New York Giants 7

1961 FINAL STATISTICS (3-11)

Head Coach: Frank Filchock **AFL West**: 3rd **Home Stadium**: Bears Stadium

Date	W-L	Score	Opponent	Attendance
Sept 10	W	22-10	at Buffalo	16,636
Sept 16	L	17-45	at Boston	14,479
Sept 24	L	28-35	at N.Y. Titans	14,381
Oct 1	L	19-33	at Oakland	8,361
Oct 8	L	12-19	Dallas	14,500
Oct 15	W	27-24	Oakland	11,129
Oct 22	W	27-10	N.Y. Titans	12,508
Oct 29	L	0-37	at San Diego	32,584
Nov 5	L	14-55	Houston	11,564
Nov 12	L	16-19	San Diego	7,859
Nov 19	L	10-23	Buffalo	7,645
Nov 26	L	14-45	at Houston	27,874
Dec 3	L	24-28	Boston	9,303
Dec 10	L	21-49	at Dallas	8,000

TEAM STATISTICS	Den	Opp
TOTAL FIRST DOWNS	219	233
Rushing	66	83
Passing	127	127
Penalty	26	23
TOTAL NET YARDS	3811	4418
Avg. Per Game	272.2	315.6
NET YARDS RUSHING	1091	1633
Avg. Per Game	77.9	116.6
Total Rushes	333	435
Avg. Per Rush	3.3	3.7
NET YARDS PASSING	2720	2785
Avg. Per Game	194.3	198.9
Sacked/Yards Lost	33/284	33/275
Att./Completions	568/265	433/194
Completion Pct.	46.7	44.8
Had Intercepted	45	26
PUNTS/AVERAGE	80/39.4	77/40.5
PENALTIES/YARDS	60/560	98/799
FUMBLES/BALL LOST	33/20	25/14
TOUCHDOWNS	32	56
Rushing	11	17
Passing	18	30
Defense/Returns	3	9
PAT (Total)	28	37
Kicking	27/27	36/38
Running	0/1	1/1
Passing	1/1	0/1
FIELD GOALS	8/25	13/26

Score By Periods	1	2	3	4	OT	Total
BRONCOS	52	34	37	128	—	251
OPPONENTS	75	143	95	119	—	432

SCORING	TD	Ru	Pa	Rt	PAT	FG	S	PTS
Frazier	8	1	6	1	0/0	0/0	0	50
Stone	8	4	4	—	0/0	0/0	0	48
Bukaty	5	5	0	—	0/0	0/0	1	32
Mingo	2	0	2	—	11/11	3/10	0	32
Hill	0	0	0	—	16/16	5/15	0	31
Taylor	4	0	4	—	0/0	0/0	0	24
Herring	2	2	0	—	0/0	0/0	0	12
Prebola	1	0	1	—	0/0	0/0	0	8
Gavin	1	0	0	1	0/0	0/0	0	6
Stinnette	1	0	1	—	0/0	0/0	0	6
BRONCOS	**32**	**11**	**18**	**3**	**27/27**	**8/25**	**1**	**251**
OPPONENTS	**56**	**17**	**30**	**9**	**52/52**	**13/26**	**0**	**432**

RUSHING	No.	Yds.	Avg.	Long	TD
Stone	127	505	4.0	34	4
Bukaty	76	187	2.5	45	5
Ames	19	114	6.0	26	0
Frazier	23	110	4.8	43	1
Herring	15	74	4.9	20	2
Mingo	18	51	2.8	15	0
Sturm	8	31	3.9	9	0
Carmichael	15	24	1.6	8	0
Traynham	6	12	2.0	8	0
Stinnette	19	8	0.4	9	0
Allen	3	-4	-1.3	2	0
Tripucka	4	-8	-2.0	0	0
TEAM	0	-13	-13.0	0	0
BRONCOS	**333**	**1091**	**3.3**	**45**	**11**
OPPONENTS	**435**	**1633**	**3.8**	**—**	**17**

RECEIVING	No.	Yds.	Avg.	Long	TD
Taylor	100	1176	12.7	52	4
Frazier	47	799	17.0	87t	6
Stone	38	344	9.1	37	4
Prebola	29	349	12.0	54	1
Mingo	8	110	13.8	69	2
Bukaty	14	94	6.7	13	0
Stinnette	11	58	5.3	15	1
Mingo	8	110	13.8	69	2
Ames	6	20	3.3	9	0
Hill	4	33	8.3	15	0
Sturm	2	-1	-0.5	0	0
Traynham	1	-1	-1.0	-1	0
BRONCOS	**265**	**3004**	**11.3**	**87**	**18**
OPPONENTS	**194**	**3060**	**15.8**	**—**	**30**

INTERCEPTIONS	No.	Yds.	Avg.	Long	TD
Nugent	7	77	11.0	30	0
Gonsoulin	6	76	12.7	38	0
McMillin	5	56	11.2	26	0
McNamara	3	85	28.3	34	0
Hudson	3	16	5.3	13	0
Stinnette	1	40	40.0	40	0
Lamberti	1	5	5.0	5	0
BRONCOS	**26**	**355**	**13.7**	**40**	**0**
OPPONENTS	**45**	**818**	**18.2**	**—**	**5**

PUNTING	No.	Yds.	Avg.	Long	B
Herring	80	3149	39.4	63	0
OPPONENTS	**77**	**3120**	**40.5**	**—**	**0**

PUNT RETURNS	No.	Yds.	Avg.	Long	TD
Frazier	18	231	12.8	55	1
Carmichael	7	58	8.3	29	0
McNamara	4	17	4.3	9	0
Ames	2	17	8.5	13	0
Gavin	1	45	45.0	45t	1
Mingo	1	1	1.0	1	0
BRONCOS	**33**	**369**	**11.2**	**55**	**2**
OPPONENTS	**26**	**368**	**14.2**	**—**	**2**

KICKOFF RETURNS	No.	Yds.	Avg.	Long	TD
Frazier	18	504	28.0	90t	1
Carmichael	16	310	19.4	31	0
Ames	12	240	20.0	30	0
Stone	9	215	23.9	76	0
Mingo	4	120	30.0	30	0
Bukaty	3	41	13.7	20	0
Gonsoulin	1	34	34.0	34	0
Hill	1	23	23.0	23	0
Prebola	1	8	8.0	8	0
Stinnette	1	6	6.0	6	0
BRONCOS	**66**	**1501**	**22.7**	**90t**	**1**
OPPONENTS	**42**	**720**	**17.1**	**—**	**0**

SACKS: Cash 7, Hauser 5.5, McFadin 5, Hudson 2, Stinnette 2, McDaniel 2, Konovsky 1, Gavin 1, Holz 0.5, Team 7, **TOTAL 33.0**

PASSING	Att.	Comp.	Yds.	Comp.%	Yd./Att.	TD	TD%	Int	Int%	LG	Rtg.
Tripucka	344	167	1690	48.5	4.91	10	2.9	21	6.1	87t	47.3
Herring	211	93	1160	44.1	5.50	5	2.4	22	10.4	54	30.0
Mingo	8	4	136	50.0	17.0	2	25.0	0	0.0	52	135.4
Stone	2	1	18	50.0	9.0	1	50.0	0	0.0	18t	120.8
Taylor	2	0	0	0.0	0.00	0	0.0	1	50.0	0	0.0
Frazier	1	0	0	0.0	0.00	0	0.0	1	100.0	0	0.0
BRONCOS	**568**	**265**	**3004**	**46.7**	**5.29**	**18**	**3.2**	**45**	**7.9**	**87t**	**40.6**
OPPONENTS	**433**	**194**	**3060**	**44.8**	**7.07**	**30**	**6.9**	**26**	**6.0**	**—**	**66.9**

1961 PRIMARY STARTERS

OFFENSE		DEFENSE	
LE	Taylor, Lionel	LE	Cash, John
LT	Mattox, Jack	LT	McFadin, Bud
LG	Adamson, Ken	RT	Holz, Gordon
C	Nichols, Mike	RE	Gavin, Chuck
C	Barton, Jim	LLB	Hudson, Bob
RG	Larpenter, Carl	MLB	McDaniel, Wahoo
RT	Danenhauer, Eldon	RLB	Roehnelt, Bill
TE	Prebola, Gene	RLB	Stalcup, Jerry
FL	Frazier, Al	LC	McNamara, Bob
QB	Tripucka, Frank	RC	McMillan, Jim
QB	Herring, George	LS	Nugent, Phil
HB	Stone, Don	RS	Gonsoulin, Goose
FB	Bukaty, Fred		

1961 COACHES

Frank Filchock (Head Coach), **Ken Carpenter** (Assistant), **Dale Dodrill** (Line).

1961 LEADERS / RANKINGS

INDIVIDUAL	PLAYER	NO.	AFL RANK	AFL LEADER	NO.
Points	Frazier	50	13	Cappelletti (BOS)	147
Rushing Yards	Stone	505	6	Cannon (HOU)	948
Passing Yards	Tripucka	1,690	6	Blanda (HOU)	3,330
Passer Rating	Tripucka	47.3	8	Blanda (HOU)	91.3
Receiving Yards	Taylor	1,176	2	Hennigan (HOU)	1,746
Receptions	Taylor	100	1	Taylor (DEN)	100
Interceptions	Nugent	7	6t	Atkins (BUF)	10

OFFENSE	NO.	AFL RANK	AFL LEADER	NO.
Points Per Game	17.9	7	Houston	36.6
Total Yards Per Game	272.2	7	Houston	449.1
Rushing Yards Per Game	77.9	8	Dallas Texans	155.9
Net Passing Yards Per Game	194.3	3	Houston	313.7

DEFENSE	NO.	AFL RANK	AFL LEADER	NO.
Points Per Game	30.9	7	San Diego	15.6
Total Yards Per Game	315.6	6	San Diego	265.7
Rushing Yards Per Game	116.6	5	Boston	74.4
Net Passing Yards Per Game	198.9	5	San Diego	168.8

1961 KEY AWARDS

All-AFL (2): DT Bud McFadin, WR Lionel Taylor. **AFL All-Star Game (4):** G Ken Adamson, S Goose Gonsoulin, DT Bud McFadin, HB Don Stone.

1961 AFL STANDINGS

AFL EAST

Team	W	L	T	Pct	PF	PA
y-Houston	10	3	1	.769	513	242
Boston	9	4	1	.692	413	313
New York Titans	7	7	0	.500	301	390
Buffalo	6	8	0	.429	294	342

AFL WEST

Team	W	L	T	Pct	PF	PA
y-San Diego	12	2	0	.857	396	219
Dallas Texans	6	8	0	.429	334	343
Denver	**3**	**11**	**0**	**.214**	**251**	**432**
Oakland	2	12	0	.143	237	458

y – Division Title

AFL CHAMPIONSHIP

12/24 – Houston 10, at San Diego 3

1961 NFL STANDINGS

NFL EAST

Team	W	L	T	Pct	PF	PA
y-New York Giants	10	3	1	.769	368	220
Philadelphia	10	4	0	.714	361	297
Cleveland	8	5	1	.615	319	270
St. Louis	7	7	0	.500	279	267
Pittsburgh	6	8	0	.429	295	287
Dallas Cowboys	4	9	1	.308	236	380
Washington	1	12	1	.077	174	392

NFL WEST

Team	W	L	T	Pct	PF	PA
y-Green Bay	11	3	0	.786	391	223
Detroit	8	5	1	.615	270	258
Baltimore	8	6	0	.571	302	307
Chicago	8	6	0	.571	326	302
San Francisco	7	6	1	.538	346	272
Los Angeles	4	10	0	.286	263	333
Minnesota	3	11	0	.214	285	407

y – Division Title

NFL CHAMPIONSHIP

12/31 – at Green Bay 37, New York Giants 0

1960 FINAL STATISTICS (4-9-1)

Head Coach: Frank Filchock **AFL West**: 4th **Home Stadium**: Bears Stadium

Date	W-L	Score	Opponent	Attendance
Sept 9	W	13-10	at Boston	21,597
Sept 18	W	27-21	at Buffalo	15,229
Sept 23	L	24-28	at N.Y. Titans	20,462
Oct 2	W	31-14	Oakland	18,372
Oct 16	L	19-23	L.A. Chargers	19,141
Oct 23	W	31-24	Boston	12,683
Oct 30	L	14-17	Dallas Texans	13,002
Nov 6	L	25-45	Houston	14,489
Nov 13	L	7-34	at Dallas Texans	21,000
Nov 20	L	10-20	at Houston	20,778
Nov 27	T	38-38	Buffalo	7,785
Dec 4	L	27-30	N.Y. Titans	5,861
Dec 10	L	33-41	at L.A. Chargers	9,928
Dec 16	L	10-48	at Oakland	7,000

TEAM STATISTICS	Den	Opp
TOTAL FIRST DOWNS	248	254
Rushing	84	112
Passing	141	123
Penalty	23	19
TOTAL NET YARDS	4442	5132
Avg. Per Game	317.3	366.6
NET YARDS RUSHING	1195	2145
Avg. Per Game	85.4	153.2
Total Rushes	440	541
NET YARDS PASSING	3247	2987
Avg. Per Game	231.9	213.4
Att./Completions	508/259	387/189
Completion Pct.	51.0	48.7
Had Intercepted	35	27
PUNTS/AVERAGE	70/37.3	67/39.0
PENALTIES/YARDS	54/501	62/633
FUMBLES/BALL LOST	32/17	26/17
TOUCHDOWNS	37	49
Rushing	10	19
Passing	24	25
Defense/Returns	3	5

Score By Periods	1	2	3	4	OT	Total
BRONCOS	42	93	86	88	—	309
OPPONENTS	96	108	90	99	—	393

SCORING	TD	Ru	Pa	Rt	PAT	FG	S	PTS
Mingo	6	4	1	1	33/36	18/28	0	123
Taylor	12	0	12	0	0/0	0/0	0	72
Carmichael	7	2	5	0	0/0	0/0	0	42
Rolle	3	2	1	0	0/0	0/0	0	18
McNamara	2	1	1	0	0/0	0/0	0	12
Allen	1	1	0	0	0/0	0/0	0	6
Brodnax	1	0	1	0	0/0	0/0	0	6
Carpenter	1	0	1	0	0/0	0/0	0	6
Greer	1	0	1	0	0/0	0/0	0	6
Pyeatt	1	0	0	1	0/0	0/0	0	6
Yelverton	1	0	0	1	0/0	0/0	0	6
Jessup	1	0	1	0	0/0	0/0	0	6
BRONCOS	**37**	**10**	**24**	**3**	**33/36**	**18/28**	**0**	**309**
OPPONENTS	**49**	**19**	**25**	**5**	**44/47**	**17/27**	**0**	**393**

SACKS: Yelverton 6, Day 2, King 2, McFadin 1.5, Hatley 1.5, Gavin 1, Nichols 1, Davis 1 , Young 0.5, Team 7, **TOTAL 23.5**

RUSHING	No.	Yds.	Avg.	Long	TD
Rolle	130	501	3.9	57	2
Mingo	83	323	3.9	39	4
Bell	43	238	5.5	68	0
Carmichael	41	211	5.1	47	2
Stransky	28	78	2.8	16	0
Wegert	5	37	7.4	32	0
Carpenter	4	13	3.3	9	0
McNamara	17	33	1.9	7	1
Brodnax	15	18	1.2	7	0
Allen	30	18	0.6	4	1
Taylor	2	-6	-3.0	—	0
Herring	5	-46	-9.2	—	0
Tripucka	37	-226	-6.1	—	0
BRONCOS	**440**	**1195**	**2.7**	**68**	**10**
OPPONENTS	**541**	**2145**	**4.0**	**—**	**23**

RECEIVING	No.	Yds.	Avg.	Long	TD
Taylor	92	1235	13.4	80	12
Carmichael	32	616	19.3	59	5
Carpenter	29	350	12.1	36	1
Rolle	21	122	5.8	33	1
Greer	22	284	12.9	33	1
Mingo	19	156	8.2	18	1
Jessup	9	120	13.3	26	1
Epperson	11	99	9.0	16	0
McNamara	7	143	20.4	55	1
Allen	5	34	6.8	17	0
Brodnax	5	39	7.8	19	1
Stransky	3	11	3.7	11	0
Carothers	2	25	12.5	20	0
Bell	2	13	6.5	11	0
BRONCOS	**259**	**3247**	**12.5**	**80**	**24**
OPPONENTS	**188**	**2987**	**15.8**	**—**	**25**

INTERCEPTIONS	No.	Yds.	Avg.	Long	TD
Gonsoulin	11	98	8.9	—	0
McNamara	4	63	15.8	—	0
Pyeatt	4	60	15.0	—	1
Romine	3	69	23.0	—	0
King	2	18	9.0	—	0
Alliston	1	65	65.0	65	0
Doyle	1	24	24.0	24	0
Yelverton	1	20	20.0	20t	1
BRONCOS	**27**	**417**	**15.4**	**65**	**2**
OPPONENTS	**35**	**340**	**9.7**	**—**	**3**

PUNTING	No.	Yds.	Avg.	Long	B
Herring	70	2610	37.3	70	0
OPPONENTS	**67**	**2611**	**39.0**	**—**	**0**

PUNT RETURNS	No.	Yds.	Avg.	Long	TD
Carmichael	15	101	6.7	—	0
McNamara	11	68	6.2	—	0
Mingo	3	92	30.7	76t	1
BRONCOS	**29**	**261**	**9.0**	**76t**	**1**
OPPONENTS	**20**	**149**	**7.5**	**—**	**1**

KICKOFF RETURNS	No.	Yds.	Avg.	Long	TD
Carmichael	22	581	26.4	58	0
Mingo	9	209	23.2	—	0
McNamara	9	192	21.3	—	0
Wegert	6	143	23.8	—	0
Stransky	7	153	21.9	—	0
Brodnax	5	117	23.4	—	0
Allen	5	72	14.4	—	0
Bell	2	60	30.0	—	0
Greer	1	11	11.0	11	0
Strickland	1	9	9.0	9	0
BRONCOS	**67**	**1547**	**23.1**	**58**	**0**
OPPONENTS	**54**	**1087**	**20.1**	**—**	**1**

PASSING	Att.	Comp.	Yds.	Comp.%	Yd./Att.	TD	TD%	Int	Int%	LG	Rtg.
Tripucka	478	248	3038	51.9	6.36	24	5.0	34	7.1	80	58.9
Herring	22	9	137	40.9	6.23	0	0.0	1	4.5	21	43.2
Mingo	7	1	46	14.3	6.57	0	0.0	0	0.0	46	54.5
Carmichael	1	1	26	100.0	26.00	0	0.0	0	0.0	26	118.8
BRONCOS	**508**	**259**	**3247**	**51.0**	**6.39**	**24**	**4.7**	**35**	**6.9**	**80**	**58.2**
OPPONENTS	**387**	**189**	**2987**	**48.8**	**7.72**	**25**	**6.5**	**27**	**7.0**	**—**	**67.4**

1960 PRIMARY STARTERS

OFFENSE		DEFENSE	
LE	Taylor, Lionel	LE	Young, Joe
LE	Greer, Jim	LE	King, Don
LT	Holz, Gordon	LT	McFadin, Bud
LT	Larpenter, Carl	RT	Hatley, John
LG	Adamson, Ken	RE	Gavin, Chuck
C	Nichols, Mike	RE	Yelverton, Bill
RG	Smith, Willie	LLB	Mangum, Pete
RT	Danenhauer, Eldon	LLB	Hudson, Bob
RE	Jessup, Bill	MLB	Brown, Hardy
RE	Epperson, Pat	MLB	Kutchta, Frank
FL	McNamara, Bob	RLB	Day, Albert
FL	Carpenter, Ken	LC	Bernardi, Frank
QB	Tripucka, Frank	LC	McNamara, Bob
HB	Bell, Henry	RC	Pyeatt, John
HB	Mingo, Gene	LS	Romine, Al
FB	Rolle, Dave	RS	Gonsoulin, Goose

1960 COACHES

Frank Filchock (Head Coach), **Jim Cason** (Backfield), **Dale Dodrill** (Line).

1960 LEADERS / RANKINGS

INDIVIDUAL	PLAYER	NO.	AFL RANK	AFL LEADER	NO.
Points	Mingo	123	1	Mingo (DEN)	123
Rushing Yards	Rolle	501	8	Haynes (DLT)	875
Passing Yards	Tripucka	3,038	1	Tripucka (DEN)	3,038
Passer Rating	Tripucka	58.9	7	Flores (OAK)	71.8
Receiving Yards	Taylor	1,235	3	Groman (HOU)	1,473
Receptions	Taylor	92	1	Taylor (DEN)	92
Interceptions	Gonsoulin	11	1	Gonsoulin (DEN)	11

OFFENSE	NO.	AFL RANK	AFL LEADER	NO.
Points Per Game	22.1	6	New York Titans	27.3
Total Yards Per Game	317.3	6	Houston	352.6
Rushing Yards Per Game	85.4	8	Dallas Texans	129.6
Net Passing Yards Per Game	231.9	3	Houston	240.8

DEFENSE	NO.	AFL RANK	AFL LEADER	NO.
Points Per Game	28.1	7	Dallas Texans	18.1
Total Yards Per Game	366.6	8	Buffalo	275.3
Rushing Yards Per Game	153.2	8	Dallas Texans	70.0
Net Passing Yards Per Game	213.4	5	Buffalo	175.8

1960 KEY AWARDS

All-AFL (3): S Goose Gonsoulin, DT Bud McFadin, WR Lionel Taylor.

1960 AFL STANDINGS

AFL EAST

Team	W	L	T	Pct	PF	PA
y-Houston	10	4	0	.714	379	285
New York Titans	7	7	0	.500	382	399
Buffalo	5	8	1	.385	296	303
Boston	5	9	0	.357	286	349

AFL WEST

Team	W	L	T	Pct	PF	PA
y-L.A. Chargers	10	4	0	.714	373	336
Dallas Texans	8	6	0	.571	362	253
Oakland	6	8	0	.429	319	388
Denver	**4**	**9**	**1**	**.308**	**309**	**393**

y – Division Title

AFL CHAMPIONSHIP

1/1 – at Houston 24, L.A. Chargers 16

1960 NFL STANDINGS

NFL EAST

Team	W	L	T	Pct	PF	PA
y-Philadelphia	10	2	0	.833	321	246
Cleveland	8	3	1	.727	362	217
New York Giants	6	4	2	.600	271	261
St. Louis	6	5	1	.545	288	230
Pittsburgh	5	6	1	.455	240	275
Washington	1	9	2	.100	178	309

NFL WEST

Team	W	L	T	Pct	PF	PA
y-Green Bay	8	4	0	.667	332	209
Detroit	7	5	0	.583	239	212
San Francisco	7	5	0	.583	208	205
Baltimore	6	6	0	.500	288	234
Chicago	5	6	1	.455	194	299
L.A. Rams	4	7	1	.364	265	297
Dallas Cowboys	0	11	1	.000	177	369

y – Division Title

NFL CHAMPIONSHIP

12/26 – at Philadelphia 17, Green Bay 13

Denver Broncos Starters, 1960-2010

Listed below are the usual starters, by position, for the Denver Broncos on a season-by-season basis from 1960-2010. A player must have been the starter for the majority of the games that season to be designated as the starter. If the number of starting assignments at a position were virtually equal, two players have been listed with the player who had the greater playing time listed first. The term "Ret" is used to designate a player who was a kick return specialist.

1960

OFFENSE

LE	87	Lionel Taylor
	85	Jim Greer
LT	74	Gordon Holz
	77	Carl Larpenter
LG	60	Ken Adamson
C	51	Mike Nichols
RG	71	Willie Smith
RT	75	Eldon Danenhauer
RE	81	Bill Jessup
	88	Pat Epperson
FL	41	Bob McNamara
	81	Ken Carpenter
QB	18	Frank Tripucka
HB	20	Henry Bell
	21	Gene Mingo
FB	35	Dave Rolle
P	16	George Herring
PK	21	Gene Mingo
Ret	40	Al Carmichael

DEFENSE

LE	65	Joe Young
	70	Don King
LT	64	Bud McFadin
RT	67	John Hatley
RE	61	Chuck Gavin
	76	Bill Yelverton
LLB	33	Pete Mangum
	53	Bob Hudson
MLB	34	Hardy Brown
	52	Frank Kutchta
RLB	84	Albert Day
LC	43	Frank Bernardi
	41	Bob McNamara
RC	83	John Pyeatt
LS	42	Al Romine
RS	23	Goose Gonsoulin

1961

OFFENSE

LE	87	Lionel Taylor
LT	77	Jack Mattox
LG	60	Ken Adamson
C	51	Mike Nichols
	52	Jim Barton
RG	77	Carl Larpenter
RT	75	Eldon Danenhauer
TE	88	Gene Prebola
FL	42	Al Frazier (Ret)
QB	18	Frank Tripucka
	16	George Herring
HB	34	Don Stone
FB	33	Fred Bukaty
P	16	George Herring
PK	21	G. Mingo/84 J. Hill

DEFENSE

LE	66	John Cash
LT	64	Bud McFadin
RT	74	Gordon Holz
RE	61	Chuck Gavin
LLB	53	Bob Hudson
MLB	55	Wahoo McDaniel
RLB	68	Bill Roehnelt
LC	41	Bob McNamara
RC	45	Jim McMillan
LS		Phil Nugent
RS	23	Goose Gonsoulin

1962

OFFENSE

LE	87	Lionel Taylor
LT	72	Jerry Sturmn
LG	71	Jim Perkins
C	60	Ken Adamson
	52	Jim Barton
RG	67	Bob McCullough
RT	75	Eldon Danenhauer
TE	88	Gene Prebola
FL	82	Bob Scarpitto
QB	42	Al Frazier (Ret)
	18	Frank Tripucka
HB	17	George Shaw
FB	34	Don Stone
P	21	Gene Mingo
PK	35	Bo Dickinson
	55	Jim Fraser
	21	Gene Mingo

DEFENSE

DE	61	Chuck Gavin
DT	64	Bud McFadin
DT	73	Ike Lassiter
DT	74	Gordon Holz
LLB	66	John Cash
MLB	55	Jim Fraser
LLB	55	Wahoo McDaniel
LCB	68	Bill Roehnelt
RCB	62	Jerry Stallcup
LS	47	John McGeever
RS	45	Jim McMillin
	46	Bob Zeman
	23	Goose Gonsoulin

1963

OFFENSE

SE	87	Lionel Taylor
LT	76	Harold Olson
	71	Jim Perkins
LG	67	Bob McCullough
C	72	Jerry Sturm
RG	62	Ernie Barnes
RT	75	Eldon Danenhauer
TE	88	Gene Prebola
FL	82	Bob Scarpitto
	83	Bill Groman
QB	7	Mickey Slaughter
	19	Don Breaux
HB	34	Don Stone
	24	Hewritt Dixon
FB	3	Billy Joe
P	51	Jim Fraser
PK	21	Gene Mingo
Ret	27	Charley Mitchell

DEFENSE

LE	83	Ray Jacobs
LT	80	Ron Nery
	64	Bud McFadin
RT	74	Gordy Holz
RE	61	Chuck Gavin
LLB	33	John Nocera
MLB	53	Tom Erlandson
RLB	54	Wahoo McDaniel
	55	Jim Fraser
LC	47	John McGeever
RC	24	Willie Brown
LS	27	Charlie Mitchell
RS	46	Bob Zeman
	23	Goose Gonsoulin

1964

OFFENSE

SE	87	Lionel Taylor
LT	73	Harold Olson
LG	71	Jim Perkins
	68	Tom Nomina
C	72	Jerry Sturm
RG	67	Bob McCullough
RT	75	Eldon Danenhauer
TE	30	Hewritt Dixon
FL	82	Bob Scarpitto
	88	Al Denson
QB	15	Jacky Lee
	7	Mickey Slaughter
HB	27	Charley Mitchell
	28	Abner Haynes
FB	3	Billy Joe
P	51	Jim Fraser
PK	21	Gene Mingo
	77	Dick Guesman
Ret	42	Odell Barry

DEFENSE

LE	83	Ray Jacobs
LT	77	Dick Guesman
RT	70	Charlie Janerette
RE	80	Ed Cooke
	78	Leroy Moore
LLB	50	Jerry Hopkins
	53	Tom Erlandson
MLB	55	Marv Matuszak
RLB	51	Jim Fraser
LC	24	Willie Brown
RC	20	Willie West
	46	John Griffin
LS	47	John McGeever
RS	23	Goose Gonsoulin

1965

OFFENSE

SE	87	Lionel Taylor
LT	77	Bob Breitenstein
LG	72	Jerry Sturm
	68	Tom Nomina
C	52	Ray Kubala
RG	67	Bob McCullough
RT	75	Elden Danenhauer
TE	30	Hewritt Dixon
	88	Al Denson
FL	82	Bob Scarpitto
QB	7	Mickey Slaughter
	10	John McCormick
HB	28	Abner Haynes (Ret)
	27	Charlie Mitchell
FB	2	Cookie Gilchrist
	29	Wendell Hayes
P	82	Bob Scarpitto
PK	12	Gary Kroner
Ret	42	Odell Barry

DEFENSE

LE	80	Ed Cooke
LT	83	Ray Jacobs
RT	70	Charlie Janerette
RE	81	Max Leetzow
	78	Leroy Moore
LLB	53	Tom Erlandson
MLB	50	Jerry Hopkins
	54	Ed Cummings
RLB	56	John Bramlett
LC	24	Willie Brown
	45	Jim McMillan
RC	47	John McGeever
LS	44	Miller Farr
	46	John Griffin
RS	23	Goose Gonsoulin

1966

OFFENSE

SE	87	Lionel Taylor
LT	76	Bob Breitenstein
LG	72	Jerry Sturm
C	52	Ray Kubala
	59	Larry Kaminski
RG	79	John Gonzaga
RT	74	Lee Burnet
TE	88	Al Denson
FL	82	Bob Scarpitto
QB	10	John McCormick
	15	Max Choboian
HB	28	Abner Haynes (Ret)
	27	Charlie Mitchell
FB	33	Wendell Hayes
P	82	Bob Scarpitto
PK	12	Gary Kroner

DEFENSE

LE	81	Max Leetzow
	80	Don La Rose
LT	83	Ray Jacobs
RT	66	Larry Cox
	61	Bill Keating
RE	60	Bob Young
LLB	50	Jerry Hopkins
	51	Eugene Jeter
MLB	55	Archie Matsos
RLB	56	John Bramlett
LC	24	Willie Brown
	21	Goldie Sellers (Ret)
RC	48	Nemiah Wilson
LS	42	Lonnie Wright
RS	23	Goose Gonsoulin

1967

OFFENSE

SE	41	Eric Crabtree
LT	64	Sam Brunelli
LG	67	George Goeddeke
C	59	Larry Kaminski
RG	73	Pat Mattson
RT	78	Tom Cichowski
TE	85	Tom Beer
FL	88	Al Denson
QB	13	Steve Tensi
HB	44	Floyd Little (Ret)
	27	Charlie Mitchell
FB	31	Bo Hickey
	33	Wendell Hayes
P	82	Bob Scarpitto
PK	2	Bob Humphreys

DEFENSE

LE	75	Rex Mirich
LT	62	Jerry Inman
RT	63	Dave Costa
RE	87	Richard Jackson
LLB	50	Carl Cunningham
MLB	57	John Huard
	55	Pete Duranko
RLB	54	Chip Myrtle
	58	Frank Richter
LC	21	Goldie Sellers (Ret)
RC	48	Nemiah Wilson
FS	28	Jack Lentz
SS	43	Pete Jaquess
	45	Tom Cassese

1968

OFFENSE

SE	88	Al Denson
	42	Billy Van Heusen
LT	72	Sam Brunelli
LG	67	George Goeddeke
C	59	Larry Kaminski
RG	60	Bob Young
	64	Jon Homan
RT	74	Mike Current
TE	85	Tom Beer
WR	41	Eric Crabtree
	80	Jimmy Jones
QB	15	Marlin Briscoe
	13	Steve Tensi
HB	44	Floyd Little (Ret)
	22	Fran Lynch
FB	32	Garrett Ford
	40	Brendan McCarthy
P	42	Billy Van Heusen
PK	3	Bobby Howfield

DEFENSE

LE	55	Pete Duranko
	70	Paul Smith
LT	62	Jerry Inman
	75	Rex Mirich
RT	63	Dave Costa
RE	87	Richard Jackson
LLB	50	Carl Cunningham
MLB	57	John Huard
RLB	52	Fred Forsberg
	54	Chip Myrtle
LC	20	Charlie Greer
RC	23	Drake Garrett
FS	28	Jack Lentz
SS	43	Pete Jaquess
	34	Gus Hollomon

1969

OFFENSE

SE	88	Al Denson
	84	Mike Haffner
LT	72	Sam Brunelli
LG	67	George Goeddeke
C	59	Larry Kaminski
RG	60	Bob Young
RT	74	Mike Current
TE	85	Tom Beer
	82	Dave Pivec
WR	89	John Embree
QB	13	Steve Tensi
	14	Peter Liske
HB	44	Floyd Little
	26	Frank Quayle
FB	22	Fran Lynch
	39	Tom Smiley
P	42	Bill Van Heusen
	34	Gus Hollomon
PK	3	Bob Howfield
Ret	29	Wandy Williams

DEFENSE

LE	87	Rich Jackson
LT	70	Paul Smith
	62	Jerry Inman
RT	63	Dave Costa
RE	55	Pete Duranko
LLB	50	Carl Cunningham
MLB	57	John Huard
RLB	54	Chip Myrtle
LC	40	Grady Cavness
RC	36	Billy Thompson (Ret)
FS	43	Pete Jaquess
	41	George Burrell
SS	20	Charles Greer

1970

OFFENSE

SE	88	Al Denson
	42	Bill Van Heusen
LT	72	Sam Brunelli
LG	67	George Goeddeke
C	59	Larry Kaminski
RG	60	Bob Young
RT	74	Mike Current
TE	83	Jim Whalen
	81	Billy Masters
WR	84	Mike Haffner
QB	14	Peter Liske
	13	Steve Tensi
HB	44	Floyd Little
	11	Bobby Anderson (Ret)
FB	33	Willis Crenshaw
	35	Clem Turner
P	42	Bill Van Heusen
PK	3	Bob Howfield

DEFENSE

LE	87	Rich Jackson
LT	70	Paul Smith
RT	63	Dave Costa
RE	55	Pete Duranko
LLB	50	Carl Cunningham
MLB	52	Fred Forsberg
	57	John Huard
RLB	54	Chip Myrtle
LC	28	Cornell Gordon
RC	36	Billy Thompson (Ret)
FS	43	Pete Jaquess
	47	Paul Martha
SS	20	Charles Greer

1971

OFFENSE

SE	42	Bill Van Heusen
	80	Jerry Simmons
LT	75	Roger Shoals
LG	68	Larron Jackson
C	59	Larry Kaminski
	67	George Goeddeke
RG	64	Mike Schnitker
	61	Tom Lyons
RT	74	Mike Current
TE	81	Billy Masters
WR	40	Jack Gehrke
	82	Dwight Harrison
QB	10	Steve Ramsey
	13	Don Horn
HB	44	Floyd Little
	22	Fran Lynch
FB	11	Bobby Anderson
P	42	Bill Van Heusen
PK	15	Jim Turner

DEFENSE

LE	87	Rich Jackson
LT	63	Dave Costa
RT	70	Paul Smith
RE	77	Lyle Alzado
LLB	50	Olen Underwood
MLB	52	Fred Forsberg
RLB	54	Chip Myrtle
LC	41	Leroy Mitchell
RC	36	Billy Thompson (Ret)
FS	26	George Saimes
SS	20	Charles Greer

1972

OFFENSE

WR	84	Rod Sherman
	25	Haven Moses
LT	78	Marv Montgomery
LG	68	Larron Jackson
C	59	Larry Kaminski
RG	64	Mike Schnitker
	61	Tom Lyons
RT	74	Mike Current
TE	81	Billy Masters
	88	Riley Odoms
WR	80	Jerry Simmons
QB	12	Charley Johnson
	10	Steve Ramsey
HB	44	Floyd Little
	22	Fran Lynch
FB	11	Bobby Anderson
	33	Joe Dawkins (Ret)
P	42	Bill Van Heusen
PK	15	Jim Turner

DEFENSE

RE	77	Lyle Alzado
RT	76	Tom Domres
LT	70	Paul Smith
LE	55	Pete Duranko
RLB	54	Chip Myrtle
MLB	58	Tom Graham
LLB	52	Fred Forsberg
RC	36	Billy Thompson
LC	41	Leroy Mitchell
WS	23	Steve Preece
SS	20	Charles Greer

1973

OFFENSE

WR	25	Haven Moses
LT	78	Marv Montgomery
	68	Larron Jackson
LG	64	Mike Schnitker
C	50	Bobby Maples
	59	Larry Kaminski
RG	61	Tom Lyons
RT	74	Mike Current
TE	88	Riley Odoms
	88	Billy Masters
WR	84	Gene Washington
	80	Jerry Simmons
QB	12	Charley Johnson
HB	44	Floyd Little
	24	Otis Armstrong (Ret)
FB	33	Joe Dawkins
	11	Bobby Anderson
P	42	Bill Van Heusen
PK	15	Jim Turner

DEFENSE

RE	77	Lyle Alzado
RT	79	Barney Chavous
LT	70	Paul Smith
LE	55	Pete Duranko
RLB	56	Ray May
MLB	58	Tom Graham
LLB	56	Dan Parish
RC	26	Calvin Jones
LC	41	Leroy Mitchell
WS	20	Charles Greer
SS	36	Billy Thompson (Ret)

1974

OFFENSE

WR	25	Haven Moses
	42	Bill Van Heusen
LT	71	Claudie Minor
LG	68	Larron Jackson
	61	Tom Lyons
C	50	Bobby Maples
RG	60	Paul Howard
RT	74	Mike Current
TE	88	Riley Odoms
	82	Billy Masters
WR	80	Jerry Simmons
QB	12	Charley Johnson
	10	Steve Ramsey
HB	24	Otis Armstrong (Ret)
	44	Floyd Little
FB	32	Jon Keyworth
P	42	Bill Van Heusen
PK	15	Jim Turner

DEFENSE

RE	77	Lyle Alzado
RT	55	Pete Duranko
LT	63	John Grant
	75	Ed Smith
LE	79	Barney Chavous
RLB	66	Jim O'Malley
MLB	56	Ray May
	52	Randy Gradishar
LLB	45	Bill Laskey
	57	Tom Jackson
RC	26	Calvin Jones
LC	46	John Rowser
WS	20	Charles Greer
	48	John Pitts
SS	36	Billy Thompson (Ret)

1975

OFFENSE

WR	80	Rick Upchurch (Ret)
	42	Bill Van Heusen
LT	71	Claudie Minor
LG	61	Tom Lyons
C	50	Bobby Maples
RG	60	Paul Howard
RT	74	Mike Current
	78	Marv Montgomery
TE	88	Riley Odoms
WR	25	Haven Moses
	82	Jack Dolbin
QB	10	Steve Ramsey
	12	Charlie Johnson
HB	44	Floyd Little (Ret)
	24	Otis Armstrong
FB	32	Jon Keyworth
	22	Fran Lynch
P	42	Bill Van Heusen
PK	15	Jim Turner

DEFENSE

LE	79	Barney Chavous
LT	63	John Grant
	68	Rubin Carter
RT	70	Paul Smith
RE	77	Lyle Alzado
LLB	57	Tom Jackson
MLB	52	Randy Gradishar
RLB	59	Joe Rizzo
	51	Bob Swenson
LC	20	Louis Wright
RC	26	Calvin Jones
	48	Earlie Thomas
WS	46	John Rowser
SS	36	Billy Thompson

1976

OFFENSE

WR	80	Rick Upchurch (Ret)
	82	Jack Dolbin
LT	75	Bill Bain
LG	62	Tom Glassic
C	50	Bobby Maples
RG	61	Tom Lyons
RT	71	Claudie Minor
TE	88	Riley Odoms
WR	25	Haven Moses
QB	10	Steve Ramsey
HB	24	Otis Armstrong
	35	Lonnie Perrin (Ret)
FB	32	Jon Keyworth
	33	Jim Kiick
P	42	Bill Van Heusen
	14	Norris Weese
PK	15	Jim Turner

DEFENSE

LE	79	Barney Chavous
NT	63	John Grant
	68	Rubin Carter
RE	70	Paul Smith
LOLB	51	Bob Swenson
LILB	59	Joe Rizzo
MILB	52	Randy Gradishar
ROLB	57	Tom Jackson
LC	20	Louis Wright
RC	26	Calvin Jones
	43	Steve Foley
WS	46	John Rowser
SS	36	Billy Thompson

1977

OFFENSE

WR	82	Jack Dolbin
	80	Rick Upchurch (Ret)
LT	74	Andy Maurer
	75	Bill Bain
LG	62	Tom Glassic
C	52	Mike Montler
RG	60	Paul Howard
RT	71	Claudie Minor
TE	88	Riley Odoms
WR	25	Haven Moses
QB	7	Craig Morton
HB	24	Otis Armstrong
	41	Rob Lytle
FB	32	Jon Keyworth
	35	Lonnie Perrin
P	10	Bucky Dilts
PK	15	Jim Turner

DEFENSE

LE	79	Barney Chavous
NT	68	Rubin Carter
	63	John Grant
RE	77	Lyle Alzado
LOLB	51	Bob Swenson
LILB	59	Joe Rizzo
RILB	52	Randy Gradishar
ROLB	57	Tom Jackson
LC	20	Louis Wright
RC	43	Steve Foley
WS	29	Bernard Jackson
SS	36	Billy Thompson

1978

OFFENSE

WR	82	Jack Dolbin
	80	Rick Upchurch (Ret)
LT	71	Claudie Minor
LG	62	Tom Glassic
C	64	Bill Bryan
RG	60	Paul Howard
RT	76	Tom Neville
	65	Glenn Hyde
TE	88	Riley Odoms
	85	Ron Egloff
WR	25	Haven Moses
QB	7	Craig Morton
	14	Norris Weese
HB	24	Otis Armstrong
	35	Lonnie Perrin (Ret)
FB	32	Jon Keyworth
	35	Larry Canada
P	10	Bucky Dilts
PK	15	Jim Turner

DEFENSE

LE	79	Barney Chavous
NT	68	Rubin Carter
RE	77	Lyle Alzado
LO	51	Bob Swenson
LI	59	Joe Rizzo
RI	53	Randy Gradishar
RO	57	Tom Jackson
LC	20	Louis Wright
RC	43	Steve Foley
WS	29	Bernard Jackson
SS	36	Billy Thompson

1979

OFFENSE

WR	80	Rick Upchurch (Ret)
LT	71	Claudie Minor
LG	62	Tom Glassic
C	64	Bill Bryan
RG	60	Paul Howard
RT	70	Dave Studdard
TE	88	Riley Odoms
WR	25	Haven Moses
QB	7	Craig Morton
	14	Norris Weese
HB	24	Otis Armstrong
	41	Rob Lytle
FB	30	Jim Jensen
	32	Jon Keyworth
P	11	Luke Prestridge
PK	15	Jim Turner

DEFENSE

LE	79	Barney Chavous
NT	68	Rubin Carter
RE	66	Brison Manor
LO	51	Bob Swenson
LI	59	Joe Rizzo
	58	Rob Nairne
RI	53	Randy Gradishar
RO	57	Tom Jackson
LC	20	Louis Wright
RC	43	Steve Foley
WS	29	Bernard Jackson
	40	Charlie West
SS	36	Billy Thompson

1980

OFFENSE

WR	80	Rick Upchurch (Ret)
LT	71	Claudie Minor
LG	62	Tom Glassic
C	64	Bill Bryan
RG	60	Paul Howard
RT	70	Dave Studdard
TE	88	Riley Odoms
WR	25	Haven Moses
QB	7	Craig Morton
	17	Matt Robinson
HB	24	Otis Armstrong
	46	Dave Preston
FB	30	Jim Jensen
	32	Jon Keyworth
P	11	Luke Prestridge
PK	19	Fred Steinfort
KR	82	Larry Brunson

DEFENSE

LE	79	Barney Chavous
NT	68	Rubin Carter
RE	66	Brison Manor
	73	Rulon Jones
LO	58	Rob Nairne
LI	56	Larry Evans
RI	53	Randy Gradishar
RO	57	Tom Jackson
LC	20	Louis Wright
RC	22	Aaron Kyle
	45	Perry Smith
WS	43	Steve Foley
SS	36	Billy Thompson

1981

OFFENSE

WR	80	Rick Upchurch
LT	71	Claudie Minor
LG	62	Tom Glassic
C	64	Bill Bryan
RG	60	Paul Howard
RT	70	Dave Studdard
TE	88	Riley Odoms
	85	Ron Egloff
WR	81	Steve Watson
	25	Haven Moses
QB	7	Craig Morton
	17	Steve DeBerg
HB	46	Dave Preston
	32	Tony Reed
FB	24	Rick Parros
	35	Larry Canada
P	11	Luke Prestridge
PK	19	Fred Steinfort
Ret	83	Wade Manning

DEFENSE

LE	79	Barney Chavous
NT	68	Rubin Carter
RE	75	Rulon Jones
LO	51	Bob Swenson
LI	56	Larry Evans
RI	52	Randy Gradishar
RO	57	Tom Jackson
LC	20	Louis Wright
	45	Perry Smith
RC	22	Aaron Kyle
WS	43	Steve Foley
	31	Mike Harden (Ret)
SS	36	Billy Thompson

1982

OFFENSE

WR	80	Rick Upchurch (Ret)
LT	71	Claudie Minor
LG	62	Tom Glassic
C	64	Bill Bryan
RG	70	Dave Studdard
	60	Paul Howard
RT	76	Ken Lanier
TE	88	Riley Odoms
	87	Jim Wright
WR	81	Steve Watson
QB	17	Steve DeBerg
HB	47	Gerald Willhite
	23	Sammy Winder
FB	24	Rick Parros
	46	Dave Preston
P	11	Luke Prestridge
PK	3	Rich Karlis
Ret	83	Wade Manning

DEFENSE

LE	79	Barney Chavous
NT	68	Rubin Carter
	72	Don Latimer
RE	75	Rulon Jones
LO	50	Jim Ryan
LI	56	Larry Evans
RI	53	Randy Gradishar
RO	57	Tom Jackson
LC	20	Louis Wright
RC	22	Aaron Kyle
	45	Steve Wilson
WS	31	Mike Harden
	43	Steve Foley
SS	49	Dennis Smith

1983

OFFENSE

WR	80	Rick Upchurch
LT	70	Dave Studdard
LG	62	Tom Glassic
	54	Keith Bishop
C	64	Bill Bryan
RG	60	Paul Howard
RT	76	Ken Lanier
TE	85	Ron Egloff
	87	Jim Wright
WR	81	Steve Watson
QB	17	Steve DeBerg
	7	John Elway
HB	23	Sammy Winder
	47	Gerald Willhite
FB	34	Nathan Poole
	46	Dave Preston
P	11	Luke Prestridge
PK	3	Rich Karlis
Ret	82	Zack Thomas

DEFENSE

LE	79	Barney Chavous
NT	68	Rubin Carter
RE	75	Rulon Jones
	66	Brison Manor
LO	50	Jim Ryan
LI	53	Randy Gradishar
RI	58	Steve Busick
RO	57	Tom Jackson
LC	20	Louis Wright
RC	31	Mike Harden
	45	Steve Wilson (Ret)
WS	43	Steve Foley
SS	49	Dennis Smith

1984

OFFENSE

WR	86	Butch Johnson
	84	Clint Sampson
LT	70	Dave Studdard
LG	54	Keith Bishop
C	64	Bill Bryan
RG	60	Paul Howard
RT	76	Ken Lanier
TE	88	Clarence Kay
	87	Jim Wright
WR	81	Steve Watson
QB	7	John Elway
	8	Gary Kubiak
RB	47	Gerald Willhite (Ret)
	33	Gene Lang (Ret)
RB	23	Sammy Winder
	24	Rick Parros
P	1	Chris Norman
PK	3	Rich Karlis
Ret	82	Zack Thomas

DEFENSE

LE	79	Barney Chavous
MG	68	Rubin Carter
RE	75	Rulon Jones
LO	52	Jim Ryan
	52	Ken Woodard
LI	55	Rick Dennison
RI	58	Steve Busick
RO	57	Tom Jackson
RC	20	Louis Wright
LC	31	Mike Harden
FS	43	Steve Foley
SS	49	Dennis Smith

1985

OFFENSE

WR	86	Butch Johnson
	82	Vance Johnson (Ret)
LT	70	Dave Studdard
LG	54	Keith Bishop
C	64	Bill Bryan
RG	60	Paul Howard
RT	76	Ken Lanier
TE	88	Clarence Kay
	87	Jim Wright
WR	81	Steve Watson
	84	Clint Sampson
QB	7	John Elway
RB	23	Sammy Winder
	33	Gene Lang
RB	30	Steve Sewell
	47	Gerald Willhite (Ret)
P	1	Chris Norman
PK	3	Rich Karlis

DEFENSE

LE	79	Barney Chavous
MG	68	Rubin Carter
RE	75	Rulon Jones
LO	50	Jim Ryan
LI	77	Karl Mecklenburg
	55	Rick Dennison
RI	58	Steve Busick
RO	57	Tom Jackson
	52	Ken Woodard
RC	20	Louis Wright
LC	31	Mike Harden
FS	43	Steve Foley
SS	49	Dennis Smith

1986

OFFENSE

WR	82	Vance Johnson
	80	Mark Jackson
LT	70	Dave Studdard
LG	54	Keith Bishop
C	64	Bill Bryan
RG	60	Paul Howard
RT	76	Ken Lanier
TE	88	Clarence Kay
	89	Orson Mobley
WR	81	Steve Watson
	84	Clint Sampson
QB	7	John Elway
RB	23	Sammy Winder
	30	Steve Sewell
RB	47	Gerald Willhite (Ret)
	33	Gene Lang
P	1	Chris Norman
		Jack Weil
PK	3	Rich Karlis
Ret	35	Ken Bell

DEFENSE

LE	61	Andre Townsend
MG	71	Greg Kragan
RE	75	Rulon Jones
LO	50	Jim Ryan
LI	77	Karl Mecklenburg
RI	98	Ricky Hunley
RO	57	Tom Jackson
RC	20	Louis Wright
LC	31	Mike Harden
FS	43	Steve Foley
SS	49	Dennis Smith

1987

OFFENSE

WR	82	Vance Johnson
	80	Mark Jackson
LT	70	Dave Studdard
LG	54	Keith Bishop
C	64	Bill Bryan
	68	Larry Lee
RG	62	Mike Freeman
	79	Stephan Humphries
RT	76	Ken Lanier
TE	88	Clarence Kay
	89	Orson Mobley
WR	84	Ricky Nattiel
	85	Rick Massie
QB	7	John Elway
	12	Ken Karcher
HB	23	Sammy Winder
	47	Gerald Willhite
FB	33	Gene Lang
	46	Bobby Micho
P	2	Mike Horan
PK	3	Rich Karlis
Ret	27	Kevin Clark
	35	Ken Bell

DEFENSE

LE	61	Andre Townsend
NT	71	Greg Kragen
RE	75	Rulon Jones
LO	73	Simon Fletcher
LI	77	Karl Mecklenburg
RI	98	Ricky Hunley
RO	50	Jim Ryan
LC	36	Mark Haynes
RC	31	Mike Harden
WS	22	Tony Lilly
SS	49	Dennis Smith
	48	Randy Robbins

1988

OFFENSE

WR	82	Vance Johnson
	84	Ricky Nattiel (Ret)
LT	70	Dave Studdard
	60	Gerald Perry
LG	54	Keith Bishop
C	64	Bill Bryan
RG	72	Keith Kartz
RT	76	Ken Lanier
TE	88	Clarence Kay
	89	Orson Mobley
WR	80	Mark Jackson
QB	7	John Elway
	8	Gary Kubiak
HB	33	Tony Dorsett
	47	Gerald Willhite
FB	23	Sammy Winder
	30	Steve Sewell
P	2	Mike Horan
PK	3	Rich Karlis
Ret	35	Ken Bell

DEFENSE

LE	65	Walt Bowyer
	90	Freddie Gilbert
NT	71	Greg Kragen
RE	61	Andre Townsend
LO	73	Simon Fletcher
LI	77	Karl Mecklenburg
	97	Bruce Klosterman
RI	55	Rick Dennison
RO	50	Jim Ryan
	56	Michael Brooks
LC	36	Mark Haynes
RC	28	Jeremiah Castile
	45	Steve Wilson
WS	31	Mike Harden
SS	49	Dennis Smith

1989

OFFENSE

WR	82	Vance Johnson (Ret)
	83	Michael Young
LT	60	Gerald Perry
LG	54	Keith Bishop
	67	Doug Widell
C	72	Keith Kartz
RG	66	Jim Juriga
RT	76	Ken Lanier
TE	88	Clarence Kay
	89	Orson Mobley
WR	80	Mark Jackson
	30	Steve Sewell
QB	7	John Elway
	8	Gary Kubiak
HB	26	Bobby Humphrey
	23	Sammy Winder
FB	40	Jeff Alexander
	32	Melvin Bratton
P	2	Mike Horan
PK	9	David Treadwell
Ret	35	Ken Bell

DEFENSE

LE	92	Alphonso Carreker
NT	71	Greg Kragen
RE	61	Andre Townsend
	91	Warren Powers
LO	73	Simon Fletcher
LI	77	Karl Mecklenburg
RI	55	Rick Dennison
RO	56	Michael Brooks
LC	34	Tyrone Braxton
RC	24	Wymon Henderson
WS	27	Steve Atwater
SS	49	Dennis Smith

1990

OFFENSE

WR	82	Vance Johnson
	84	Ricky Nattiel
LT	60	Gerald Perry
	69	Darrell Hamilton
LG	67	Doug Widell
C	72	Keith Kartz
RG	66	Jim Juriga
RT	76	Ken Lanier
TE	88	Clarence Kay
WR	80	Mark Jackson
	83	Michael Young
QB	7	John Elway
HB	26	Bobby Humphrey
	30	Steve Sewell
FB	23	Sammy Winder
	32	Melvin Bratton
P	2	Mike Horan
PK	9	David Treadwell
Ret	20	Kevin Clark

DEFENSE

LE	91	Warren Powers
NT	71	Greg Kragen
RE	90	Ron Holmes
	94	Jim Szymanski
LO	73	Simon Fletcher
LI	77	Karl Mecklenburg
RI	51	Marc Munford
	59	Tim Lucas
RO	56	Michael Brooks
LC	48	Randy Robbins
	22	Alton Montgomery (Ret)
RC	24	Wymon Henderson
FS	27	Steve Atwater
SS	49	Dennis Smith

1991

OFFENSE

WR	83	Michael Young
	82	Vance Johnson (Ret)
LT	62	Jeff Davidson
	69	Darrell Hamilton
LG	67	Doug Widell
C	72	Keith Kartz
RG	68	Crawford Ker
	63	Sean Farrell
RT	76	Ken Lanier
TE	88	Clarence Kay
	81	Shannon Sharpe
WR	83	Mark Jackson
	85	Derek Russell
QB	7	John Elway
HB	28	Gaston Green
	33	Robert Perryman
FB	20	Greg Lewis
	30	Steve Sewell
P	2	Mike Horan
PK	9	David Treadwell
Ret	22	Alton Montgomery

DEFENSE

LE	91	Warren Powers
NT	71	Greg Kragen
RE	90	Ron Holmes
LO	73	Simon Fletcher
LI	77	Karl Mecklenburg
RI	51	Mike Croel
RO	56	Michael Brooks
LC	34	Tyrone Braxton
RC	24	Wymon Henderson
FS	27	Steve Atwater
SS	49	Dennis Smith

1992

OFFENSE

WR	82	Vance Johnson
	86	Arthur Marshall (Ret)
LT	68	Russell Freeman
LG	62	Jeff Davidson
C	72	Keith Kartz
RG	67	Doug Widell
RT	76	Ken Lanier
TE	84	Shannon Sharpe
	89	Reggie Johnson
WR	80	Mark Jackson
	85	Derek Russell
QB	7	John Elway
	8	Tommy Maddox
HB	28	Gaston Green
	20	Greg Lewis
FB	38	Reggie Rivers
P	2	Mike Horan
	4	Ruben Rodriguez
PK	9	David Treadwell
Ret	22	Alton Montgomery

DEFENSE

LE	70	Brian Sochia
	99	Shane Dronett
NT	71	Greg Kragen
RE	96	Kenny Walker
LO	51	Mike Croel
LI	77	Karl Mecklenburg
RI	56	Michael Brooks
RO	73	Simon Fletcher
LC	34	Tyrone Braxton
RC	24	Wymon Henderson
FS	27	Steve Atwater
SS	49	Dennis Smith

1993

OFFENSE

WR	82	Vance Johnson
	86	Arthur Marshall
LT	65	Gary Zimmerman
LG	79	Dave Widell
C	72	Keith Kartz
RG	75	Brian Habib
RT	68	Russell Freeman
TE	84	Shannon Sharpe
	89	Reggie Johnson
WR	85	Derek Russell (Ret)
QB	7	John Elway
RB	33	Rod Bernstine
P	16	Tom Rouen
PK	1	Jason Elam
Ret	22	Glyn Milburn

DEFENSE

LE	90	Dan Williams
NT	71	Greg Kragen
RE	99	Shane Dronett
LOLB	51	Mike Croel
LILB	77	Karl Mecklenburg
RILB	57	Dave Wyman
ROLB	73	Simon Fletcher
LCB	34	Tyrone Braxton
RCB	29	Charles Dimry
FS	27	Steve Atwater
SS	49	Dennis Smith

1994

OFFENSE

WR	83	Anthony Miller
LT	65	Gary Zimmerman
LG	64	Jon Melander
C	79	Dave Widell
RG	75	Brian Habib
RT	76	Kirk Scrafford
	68	Russell Freeman
TE	84	Shannon Sharpe
WR	85	Derek Russell
QB	7	John Elway
RB	42	Leonard Russell
RB	22	Glyn Milburn
P	16	Tom Rouen
PK	1	Jason Elam
Ret	22	Glyn Milburn

DEFENSE

LE	99	Shane Dronett
LT	98	Ted Washington
RT	96	Harald Hasselbach
	90	Dan Williams
RE	73	Simon Fletcher
LLB	51	Mike Croel
MLB	77	Karl Mecklenburg
RLB	58	Elijah Alexander
LCB	26	Ben Smith
RCB	39	Ray Crockett
FS	49	Dennis Smith
SS	27	Steve Atwater

1995

OFFENSE

WR	83	Anthony Miller
LT	65	Gary Zimmerman
LG	69	Mark Schlereth
C	66	Tom Nalen
RG	75	Brian Habib
RT	76	Broderick Thompson
TE	84	Shannon Sharpe
WR	81	Mike Pritchard
QB	7	John Elway
RB	30	Terrell Davis
FB	29	Aaron Craver
P	16	Tom Rouen
PK	1	Jason Elam
Ret	22	Glyn Milburn

DEFENSE

LE	96	Harald Hasselbach
LT	93	James Jones
RT	95	Michael Dean Perry
RE	73	Simon Fletcher
LLB	58	Elijah Alexander
	59	Glenn Cadrez
MLB	92	Dave Wyman
RLB	57	Allen Aldridge
LCB	39	Ray Crockett
RCB	48	Lionel Washington
FS	27	Steve Atwater
SS	34	Tyrone Braxton

1996

OFFENSE

WR	83	Anthony Miller
LT	65	Gary Zimmerman
LG	69	Mark Schlereth
C	66	Tom Nalen
RG	75	Brian Habib
RT	76	Broderick Thompson
TE	84	Shannon Sharpe
WR	87	Ed McCaffrey
QB	7	John Elway
RB	30	Terrell Davis
FB	29	Aaron Craver
P	16	Tom Rouen
PK	1	Jason Elam
KRet	22	Vaughn Hebron
PRet	80	Rod Smith

DEFENSE

LE	90	Dan Williams
LT	97	Mike Lodish
RT	95	Michael Dean Perry
RE	91	Alfred Williams
SLB	53	Bill Romanowski
MLB	57	Allen Aldridge
WLB	51	John Mobley
LCB	39	Ray Crockett
RCB	48	Lionel Washington
FS	27	Steve Atwater
SS	34	Tyrone Braxton

1997

OFFENSE

WR	80	Rod Smith
LT	65	Gary Zimmerman
LG	69	Mark Schlereth
C	66	Tom Nalen
RG	75	Brian Habib
RT	77	Tony Jones
TE	84	Shannon Sharpe
WR	87	Ed McCaffrey
QB	7	John Elway
RB	30	Terrell Davis
FB	29	Howard Griffith
P	16	Tom Rouen
PK	1	Jason Elam
KRet	22	Vaughn Hebron

DEFENSE

LE	90	Neil Smith
LT	94	Keith Traylor
RT	98	Maa Tanuvasa
	95	Michael Dean Perry
RE	91	Alfred Williams
SLB	53	Bill Romanowski
MLB	57	Allen Aldridge
WLB	51	John Mobley
LCB	39	Ray Crockett
RCB	23	Darrien Gordon (PRet)
FS	27	Steve Atwater
SS	34	Tyrone Braxton

1998

OFFENSE

WR	80	Rod Smith
LT	77	Tony Jones
LG	69	Mark Schlereth
C	66	Tom Nalen
RG	62	Dan Neil
RT	74	Harry Swayne
TE	84	Shannon Sharpe
WR	87	Ed McCaffrey
QB	7	John Elway
RB	30	Terrell Davis
FB	29	Howard Griffith
P	16	Tom Rouen
PK	1	Jason Elam
KRet	22	Vaughn Hebron

DEFENSE

LE	90	Neil Smith
LT	94	Keith Traylor
RT	93	Trevor Pryce
RE	98	Maa Tanuvasa
SLB	53	Bill Romanowski
MLB	59	Glenn Cadrez
WLB	51	John Mobley
LCB	39	Ray Crockett
RCB	21	Darrien Gordon (PRet)
FS	27	Steve Atwater
SS	34	Tyrone Braxton
	26	Eric Brown

1999

OFFENSE

WR	80	Rod Smith
LT	77	Tony Jones
LG	69	Mark Schlereth
C	66	Tom Nalen
RG	62	Dan Neil
RT	78	Matt Lepsis
TE	89	Dwayne Carswell
	84	Shannon Sharpe
WR	87	Ed McCaffrey
QB	14	Brian Griese
RB	22	Olandis Gary
	30	Terrell Davis
FB	29	Howard Griffith
P	16	Tom Rouen
PK	1	Jason Elam
KRet	21	Chris Watson
PRet	21	Chris Watson

DEFENSE

LE	90	Neil Smith
	98	Maa Tanuvasa
LT	94	Keith Traylor
RT	93	Trevor Pryce
RE	98	Maa Tanuvasa
	91	Alfred Williams
SLB	53	Bill Romanowski
MLB	56	Al Wilson
WLB	59	Glenn Cadrez
LCB	39	Ray Crockett
RCB	40	Dale Carter
FS	26	Eric Brown
SS	34	Tyrone Braxton

2000

OFFENSE

WR	80	Rod Smith
LT	77	Tony Jones
LG	69	Mark Schlereth
	64	Lennie Friedman
C	66	Tom Nalen
RG	62	Dan Neil
RT	78	Matt Lepsis
TE	89	Dwayne Carswell
WR	87	Ed McCaffrey
QB	14	Brian Griese
RB	38	Mike Anderson (12)
	30	Terrell Davis (4)
FB	29	Howard Griffith
P	16	Tom Rouen
PK	1	Jason Elam
KRet	24	Deltha O'Neal
PRet	24	Deltha O'Neal

DEFENSE

LE	98	Maa Tanuvasa
LT	94	Keith Traylor
RT	93	Trevor Pryce
RE	95	Kavika Pittman
SLB	53	Bill Romanowski
MLB	56	Al Wilson
WLB	51	John Mobley
LCB	39	Ray Crockett
RCB	27	Terrell Buckley
FS	26	Eric Brown
SS	32	Billy Jenkins

2001

OFFENSE

WR	80	Rod Smith
LT	70	Trey Teague
LG	64	Lennie Friedman
C	66	Tom Nalen
RG	62	Dan Neil
RT	78	Matt Lepsis
TE	89	Dwayne Carswell
WR	87	Ed McCaffrey (1)
	85	Eddie Kennison (7)
	81	Keith Poole (3)
	82	Kevin Kasper (4)
QB	14	Brian Griese
RB	30	Terrell Davis (8)
	38	Mike Anderson (7)
FB	86	Patrick Hape (8)
	37	Tony Carter (6)
P	16	Tom Rouen
PK	1	Jason Elam
KRet	84	Chris Cole
PRet	24	Deltha O'Neal

DEFENSE

LE	97	Keith Washington
LT	91	Chester McGlockton
RT	93	Trevor Pryce
RE	95	Kavika Pittman
SLB	53	Bill Romanowski
MLB	56	Al Wilson
WLB	51	John Mobley
LCB	24	Deltha O'Neal
RCB	27	Denard Walker
FS	26	Eric Brown
SS	28	Kenoy Kennedy

2002

OFFENSE

WR	80	Rod Smith
LT	74	Ephraim Salaam
LG	50	Ben Hamilton (first 7)
	79	Steve Herndon (last 9)
C	66	Tom Nalen (first 7)
	50	Ben Hamilton (last 9)
RG	62	Dan Neil
RT	78	Matt Lepsis
TE	84	Shannon Sharpe
WR	87	Ed McCaffrey
QB	14	Brian Griese
RB	26	Clinton Portis
FB	38	Mike Anderson
P	4	Micah Knorr (last 8)
	16	Tom Rouen (first 8)
PK	1	Jason Elam
KRet	34	Reuben Droughns
	83	Scottie Montgomery
	82	Kevin Kasper
PRet	24	Deltha O'Neal

DEFENSE

LE	93	Trevor Pryce
LT	94	Lional Dalton
RT	91	Chester McGlockton
RE	95	Kavika Pittman
SLB	51	John Mobley
MLB	56	Al Wilson
WLB	52	Ian Gold
LCB	24	Deltha O'Neal
RCB	27	Denard Walker
FS	43	Izell Reese
SS	28	Kenoy Kennedy

2003

OFFENSE

WR	80	Rod Smith
LT	74	Ephraim Salaam
LG	50	Ben Hamilton
C	66	Tom Nalen
RG	62	Dan Neil
RT	78	Matt Lepsis
TE	84	Shannon Sharpe
WR	87	Ed McCaffrey (8)
	85	Ashley Lelie (8)
QB	16	Jake Plummer
RB	26	Clinton Portis
FB	38	Mike Anderson (10)
	34	Reuben Droughns (6)
P	4	Micah Knorr
PK	1	Jason Elam
KRet	81	Chris Cole
	34	Reuben Droughns
	24	Deltha O'Neal

DEFENSE

LE	93	Trevor Pryce
LT	68	Mario Fatafehi
RT	90	Darius Holland
RE	92	Bertrand Berry
SLB	57	Jashon Sykes (9)
	51	John Mobley (7)
MLB	56	Al Wilson
WLB	59	Donnie Spragan (8)
	52	Ian Gold (6)
LCB	35	Lenny Walls
RCB	31	Kelly Herndon (11)
	24	Deltha O'Neal
FS	42	Sam Brandon (10)
	25	Nick Ferguson (6)
SS	28	Kenoy Kennedy

2004

OFFENSE

WR	80	Rod Smith
LT	78	Matt Lepsis
LG	50	Ben Hamilton
C	66	Tom Nalen
RG	62	Dan Neil (first 12)
	65	Cooper Carlisle (last 4)
RT	72	George Foster
TE	89	Dwayne Carswell (14)
WR	85	Ashley Lelie
QB	16	Jake Plummer
RB	34	Reuben Droughns (last 12)
	22	Quentin Griffin (first 4)
FB	34	Reuben Droughns (3)
	39	Kyle Johnson (3)
P	4	Micah Knorr
PK	1	Jason Elam
KRet	45	Roc Alexander
	10	Triandos Luke
	34	Reuben Droughns
PRet	10	Triandos Luke
	80	Rod Smith

DEFENSE

LE	92	Marco Coleman
LT	68	Mario Fatafehi
RT	75	Monsanto Pope
RE	98	Reggie Hayward
SLB	59	Donnie Spragan
MLB	56	Al Wilson
WLB	52	D.J. Williams
LCB	24	Champ Bailey
RCB	31	Kelly Herndon
FS	47	John Lynch
SS	28	Kenoy Kennedy

2005

OFFENSE

WR	80	Rod Smith
LT	78	Matt Lepsis
LG	50	Ben Hamilton
C	66	Tom Nalen
RG	65	Cooper Carlisle
RT	72	George Foster
TE	82	Stephen Alexander
WR	85	Ashley Lelie
QB	16	Jake Plummer
RB	38	Mike Anderson
FB	39	Kyle Johnson
P	10	Todd Sauerbrun
PK	1	Jason Elam
KRet	27	Darrent Williams
	45	Roc Alexander
	81	Charlie Adams
PRet	27	Darrent Williams
	81	Charlie Adams

DEFENSE

LE	98	Courtney Brown
LT	96	Michael Myers
RT	61	Gerard Warren
RE	93	Trevor Pryce
SLB	55	D.J. Williams
MLB	56	Al Wilson
WLB	52	Ian Gold
LCB	24	Champ Bailey
RCB	27	Darrent Williams (9)
	22	Domonique Foxworth (7)
FS	47	John Lynch
SS	25	Nick Ferguson

2006

OFFENSE

WR	80	Rod Smith
LT	64	Erik Pears (last 10)
	78	Matt Lepsis (first 6)
LG	50	Ben Hamilton
C	66	Tom Nalen
RG	65	Cooper Carlisle
RT	72	George Foster
TE	82	Stephen Alexander
WR	84	Javon Walker
QB	16	Jake Plummer (first 11)
	6	Jay Cutler (last 5)
RB	26	Tatum Bell
FB	39	Kyle Johnson
P	3	Paul Ernster
PK	1	Jason Elam
KRet	19	Brian Clark
	11	Quincy Morgan
PRet	27	Darrent Williams

DEFENSE

LE	76	Kenard Lang
LT	96	Michael Myers
RT	61	Gerard Warren
RE	91	Ebenezer Ekuban
SLB	55	D.J. Williams
MLB	56	Al Wilson
WLB	52	Ian Gold
LCB	24	Champ Bailey
RCB	27	Darrent Williams
FS	47	John Lynch
SS	25	Nick Ferguson

2007

OFFENSE

WR	15	Brandon Marshall
LT	78	Matt Lepsis
LG	73	Chris Kuper (last 11)
	62	Chris Myers (first 5)
C	62	Chris Myers (last 11)
	66	Tom Nalen (first 5)
RG	70	Montrae Holland
RT	64	Erik Pears
TE	89	Daniel Graham
WR	14	Brandon Stokley
QB	6	Jay Cutler
RB	35	Selvin Young (8)
	20	Travis Henry (7)
FB	37	Cecil Sapp
P	10	Todd Sauerbrun
PK	1	Jason Elam
KRet	23	Andre Hall
	17	Glenn Martinez
PRet	17	Glenn Martinez

DEFENSE

LE	60	John Engelberger
LT	95	Sam Adams (11)
	79	Marcus Thomas (5)
RT	99	Alvin McKinley
RE	92	Elvis Dumervil
SLB	58	Nate Webster
MLB	55	D.J. Williams
WLB	52	Ian Gold
LCB	24	Champ Bailey
RCB	32	Dré Bly
FS	47	John Lynch
SS	21	Hamza Abdullah (8)
	25	Nick Ferguson (7)

2008

OFFENSE

WR	15	Brandon Marshall
LT	78	Ryan Clady
LG	50	Ben Hamilton
C	62	Casey Wiegmann
RG	73	Chris Kuper
RT	74	Ryan Harris
TE	89	Daniel Graham
WR	19	Eddie Royal
QB	6	Jay Cutler
RB	35	Selvin Young (first 5)
	28	Michael Pittman (3)
	22	Peyton Hillis (3)
	21	Tatum Bell (3)
FB	22	Peyton Hillis
P	1	Brett Kern
PK	5	Matt Prater
KRet	19	Eddie Royal
	23	Andre Hall
PRet	19	Eddie Royal

DEFENSE

LE	60	John Engelberger (first 6)
	91	Ebenezer Ekuban (last 10)
LT	63	Dewayne Robertson
RT	79	Marcus Thomas
RE	92	Elvis Dumervil
SLB	51	Jamie Winborn (10)
	97	Boss Bailey (6)
MLB	58	Nate Webster
WLB	55	D.J. Williams
LCB	24	Champ Bailey (9)
	34	Joshua Bell (5)
RCB	32	Dré Bly
FS	20	Marlon McCree (7)
	37	Calvin Lowry (3)
	39	Vernon Fox (2)
	36	Josh Barrett (2)
SS	33	Marquand Manuel

2009

OFFENSE

WR	15	Brandon Marshall
LT	78	Ryan Clady
LG	50	Ben Hamilton (8)
	71	Russ Hochstein (8)
C	62	Casey Wiegmann
RG	73	Chris Kuper
RT	74	Ryan Harris (8)
	76	Tyler Polumbus (8)
TE	89	Daniel Graham
WR	19	Eddie Royal
QB	8	Kyle Orton
RB	27	Knowshon Moreno (9)
	28	Correll Buckhalter (7)
TE	88	Tony Scheffler
P	17	Mitch Berger (last 10)
	1	Brett Kern (first 6)
PK	5	Matt Prater
KRet	19	Eddie Royal
PRet	19	Eddie Royal

DEFENSE

LE	98	Ryan McBean
NT	91	Ronald Fields
RE	90	Kenny Peterson
OLB	57	Mario Haggan
ILB	55	D.J. Williams
ILB	54	Andra Davis
OLB	92	Elvis Dumervil
LCB	24	Champ Bailey
RCB	21	André Goodman
FS	23	Renaldo Hill
SS	20	Brian Dawkins

SEE *PAGE 211* FOR DENVER'S 2010 STARTERS

Year-by-Year Final Records

Year	W	L	T	Div. Finish	Coach	Postseason (record)
1960	4	9	1	Fourth	Frank Filchock	
1961	3	11	0	Third	Frank Filchock	
1962	7	7	0	Second	Jack Faulkner	
1963	2	11	1	Fourth	Jack Faulkner	
1964	2	11	1	Fourth	Jack Faulkner (0-4) / Mac Speedie (2-7-1)	
1965	4	10	0	Fourth	Mac Speedie	
1966	4	10	0	Fourth	Mac Speedie (0-2) / Ray Malavasi (4-8)	
1967	3	11	0	Fourth	Lou Saban	
1968	5	9	0	Fourth	Lou Saban	
1969	5	8	1	Fourth	Lou Saban	
1970	5	8	1	Fourth	Lou Saban	
1971	4	9	1	Fourth	Lou Saban (2-6-1) / Jerry Smith (2-3)	
1972	5	9	0	Third	John Ralston	
1973	7	5	2	Second	John Ralston	
1974	7	6	1	Second	John Ralston	
1975	6	8	0	Second	John Ralston	
1976	9	5	0	Second	John Ralston	
1977	12	2	0	First	Red Miller	Super Bowl (2-1)
1978	10	6	0	First	Red Miller	Playoffs (0-1)
1979	10	6	0	Second	Red Miller	Playoffs (0-1)
1980	8	8	0	Fourth	Red Miller	
1981	10	6	0	Second	Dan Reeves	
1982	2	7	0	Fifth	Dan Reeves	
1983	9	7	0	Third	Dan Reeves	Playoffs (0-1)
1984	13	3	0	First	Dan Reeves	Playoffs (0-1)
1985	11	5	0	Second	Dan Reeves	
1986	11	5	0	First	Dan Reeves	Super Bowl (2-1)
1987	10	4	1	First	Dan Reeves	Super Bowl (2-1)
1988	8	8	0	Second	Dan Reeves	
1989	11	5	0	First	Dan Reeves	Super Bowl (2-1)
1990	5	11	0	Fifth	Dan Reeves	
1991	12	4	0	First	Dan Reeves	AFC Championship (1-1)
1992	8	8	0	Third	Dan Reeves	
1993	9	7	0	Third	Wade Phillips	Playoffs (0-1)
1994	7	9	0	Fourth	Wade Phillips	
1995	8	8	0	Fourth	Mike Shanahan	
1996	13	3	0	First	Mike Shanahan	Playoffs (0-1)
1997	12	4	0	Second	Mike Shanahan	Super Bowl Champion (4-0)
1998	14	2	0	First	Mike Shanahan	Super Bowl Champion (3-0)
1999	6	10	0	Fifth	Mike Shanahan	
2000	11	5	0	Second	Mike Shanahan	Playoffs (0-1)
2001	8	8	0	Third	Mike Shanahan	
2002	9	7	0	Second	Mike Shanahan	
2003	10	6	0	Second	Mike Shanahan	Playoffs (0-1)
2004	10	6	0	Second	Mike Shanahan	Playoffs (0-1)
2005	13	3	0	First	Mike Shanahan	AFC Championship (1-1)
2006	9	7	0	Third	Mike Shanahan	
2007	7	9	0	Second	Mike Shanahan	
2008	8	8	0	Second	Mike Shanahan	
2009	8	8	0	Second	Josh McDaniels	
2010	4	12	0	Fourth	Josh McDaniels (3-9-0) / Eric Studesville (1-3)	
Total	**398**	**364**	**10**	**(.522)**		**(Total Playoff Record: 17-15)**

2 World Championships: (1997-98)

6 Super Bowl Appearances: (1977, '86-87, '89, '97-98)

8 AFC Championship Games: (1977, '86-87, '89, '91, '97-98, 2005)

10 Division Titles: (1977-78, '84, '86-87, '89, '91, '96, '98, 2005)

17 Playoff Appearances: (1977-79, '83-84, '86-87, '89, '91, '93, '96-98, 2000, '03-05)

24 Winning Seasons: (1973-74, '76-79, '81, '83-87, '89, '91, '93, '96-98, 2000, '02-06)

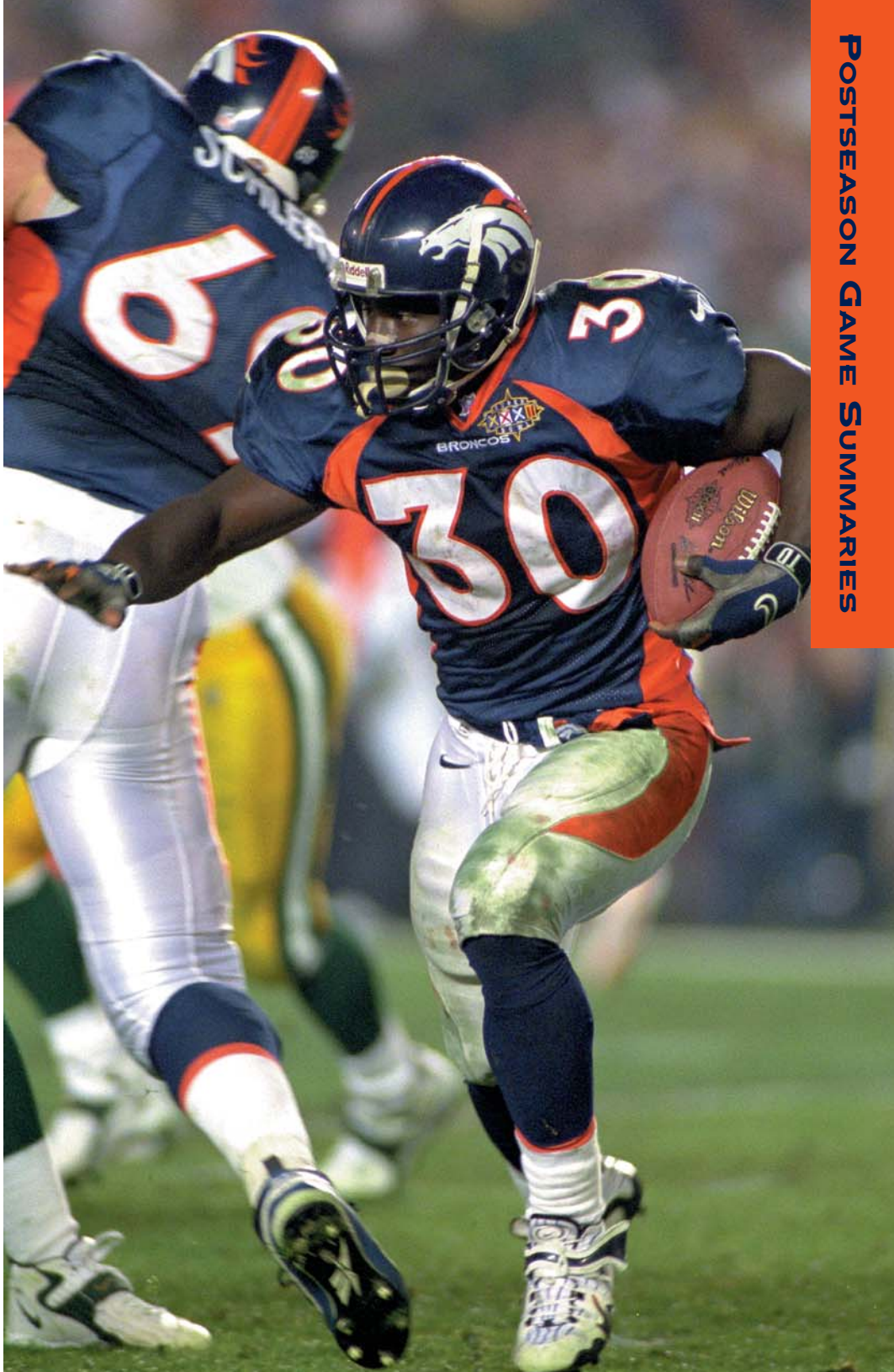

Pittsburgh 34, Denver 17

Sunday, Jan. 22, 2006 • 1:08 p.m. MST • INVESCO Field at Mile High • Denver

WEATHER: Sunny, 34º (wind chill 18º), Wind SE 11 mph • **TIME:** 3:03 • **ATTENDANCE:** 76,775

2005 AFC Championship Game

The Denver Broncos' 2005 season ended one game short of Super Bowl XL with a 34-17 loss to the Pittsburgh Steelers in the AFC Championship Game at INVESCO Field at Mile High in front of 76,775 fans.

The Broncos' defeat was their first ever at home in an AFC title game as the team entered its contest against Pittsburgh 4-0 in those situations. The loss snapped Denver's 11-game overall home winning streak and was only the Broncos' third defeat in their 15 all-time home postseason playoff games.

A week after forcing five turnovers to beat the Patriots in the Divisional Round, Denver recorded four giveaways against the Steelers. Pittsburgh scored 24 points off two interceptions and two fumbles by the Broncos, who surrendered only 27 points off giveaways during the entire 2005 regular season.

Pittsburgh converted 10-of-16 third-down attempts (62.5%), including eight of its first nine such attempts, to take control of the game. Quarterback Ben Roethlisberger compiled a 124.9 passer rating, throwing for 275 yards with two touchdowns and no interceptions to lead Pittsburgh to its sixth Super Bowl.

Broncos quarterback Jake Plummer completed 18-of-30 passes (60.0%) for 223 yards with one touchdown and two interceptions. Denver wide receiver Rod Smith caught four passes for 61 yards (15.3 avg.), becoming the Broncos' all-time leader in career postseason receptions (49).

The Steelers scored the game's first points on a 47-yard field goal by Jeff Reed at 4:11 of the first quarter. Pittsburgh extended its lead to 10-0 on a 12-yard touchdown grab by wide receiver Cedric Wilson at 14:54 of the second quarter.

Jason Elam's 23-yard field goal on Denver's next drive trimmed the Broncos' deficit, but the Steelers went ahead 17-3 on a 3-yard touchdown run by Jerome Bettis with 1:55 left in the first half.

Plummer was intercepted on the first play of Denver's ensuing series. The turnover proved costly as wide receiver Hines Ward caught a 17-yard touchdown pass with seven seconds remaining in the first half to put Denver behind 24-3.

Plummer moved the Broncos within 14, 24-10, on a 30-yard touchdown pass to wide receiver Ashley Lelie with 3:36 left in the third quarter. Denver also closed its deficit to 10, 27-17, on a 3-yard touchdown run by Mike Anderson with 7:52 left in the game.

The Steelers sealed the win on Roethlisberger's 4-yard touchdown run at 2:59 of the fourth quarter.

OFFICIALS:

Referee — Terry McAulay (77); **Umpire** — Scott Dawson (70); **Head Linesman** — Derick Bowers (74); **Line Judge** — Mark Steinkerchner (84); **Side Judge** — Doug Toole (4); **Field Judge** — Gene Steratore (114); **Back Judge** — Keith Ferguson (61); **Replay** — Bob McGrath/Dean Blandino.

DENVER BRONCOS

OFFENSE			DEFENSE		
WR	80	R. Smith	LE	98	C. Brown
LT	78	M. Lepsis	LT	96	M. Myers
LG	50	B. Hamilton	RT	61	G. Warren
C	66	T. Nalen	RE	93	T. Pryce
RG	65	C. Carlisle	WLB	52	I. Gold
RT	72	G. Foster	MLB	56	A. Wilson
TE	82	S. Alexander	SLB	55	DJ. Williams
TE	84	W. Duke	LCB	24	C. Bailey
QB	16	J. Plummer	RCB	22	D. Foxworth
RB	38	M. Anderson	SS	25	N. Ferguson
FB	39	K. Johnson	FS	47	J. Lynch

BRONCOS SUBSTITUTIONS: K 1 J. Elam, P 10 T. Sauerbrun, WR 14 T. Devoe, RB 26 T. Bell, CB 27 Da. Williams, RB 33 R. Dayne, RB 37 C. Sapp, S 40 C. Cox, CB 41 K. Paymah, S 42 S. Brandon, LB 51 K. Burns, LB 53 L. Green, LB 54 P. Chukwurah, C/G 62 C. Myers, T 74 C. Green, WR 81 C. Adams, TE/LS 83 M. Leach, WR 85 A. Lelie, TE 88 J. Putzier, DE 91 E. Ekuban, DE 95 M. Coleman, DT 97 D. Veal. **DID NOT PLAY:** QB 11 B. Van Pelt. **INACTIVE:** WR 13 D. Terrell, WR 17 D. Watts, S 21 H. Abdullah, CB 45 R. Alexander, G 59 T. Whitley, DE 60 J. Engelberger, DT 75 M. Pope, TE 89 N. Jackson.

PITTSBURGH STEELERS

OFFENSE			DEFENSE		
SE	82	A. Randle El	DE	91	A. Smith
LT	77	M. Smith	NT	98	C. Hampton
LG	66	A. Faneca	DE	67	K. von Oelhoffen
C	64	J. Hartings	LOLB	53	C. Haggans
RG	73	K. Simmons	LILB	51	J. Farrior
RT	78	M. Starks	RILB	50	L. Foote
TE	83	H. Miller	ROLB	55	J. Porter
HB	39	W. Parker	LCB	24	I. Taylor
FB	35	D. Kreider	FS	28	C. Hope
QB	7	B. Roethlisberger	SS	43	T. Polamalu
WR	86	H. Ward	RCB	26	D. Townsend

STEELERS SUBSTITUTIONS: K 3 J. Reed, P 17 C. Gardocki, CB 20 B. McFadden, CB 21 R. Colclough, S 23 T. Carter, CB 29 C. Iwuoma, S 31 M. Logan, RB 34 V. Haynes, RB 36 J. Bettis, LB 54 R. Wallace, C 56 C. Okobi, LB 57 C. Kriewaldt, LS 60 G. Warren, T 72 B. Brooks, DT 76 C. Hoke, WR 80 C. Wilson, WR 81 S. Morey, TE 84 J. Tuman, WR 85 N. Washington, WR 90 T. Kirschke, LB 94 A. Frazier, DE 99 B. Keisel. **DID NOT PLAY:** QB 16 C. Batch. **INACTIVE:** 3QB 8 T. Maddox, RB 22 D. Staley, CB 27 W. Williams, G 68 C. Kemoeatu, T 79 T. Essex, WR 89 L. Mays, LB 92 J. Harrison, DE 96 S. Nua.

		1	2	3	4	OT	TOTAL
VISITOR	Pittsburgh Steelers	3	21	0	10	—	34
HOME	Denver Broncos	0	3	7	7	—	17

FIELD GOALS (made ( ) & missed)
J. Reed (47) (42)
J. Elam (23)

Team	Qtr	Clock Time	PLAY DESCRIPTION (Extra Point) (Drive Info)	SCORE Visitor	SCORE Home
STEELERS	1	4:11	J. Reed 47 yd. Field Goal (12-62, 6:29)	3	0
STEELERS	2	14:54	C. Wilson 12 yd. pass from B. Roethlisberger (J. Reed, kick) (5-39, 2:53)	10	0
BRONCOS	2	9:23	J. Elam 23 yd. Field Goal (12-55, 5:31)	10	3
STEELERS	2	1:55	J. Bettis 3 yd. run (J. Reed, kick) (14-80, 7:28)	17	3
STEELERS	2	0:07	H. Ward 17 yd. pass from B. Roethlisberger (J. Reed, kick) (4:38, 1:41)	24	3
BRONCOS	3	3:36	A. Lelie 30 yd. pass from J. Plummer (J. Elam, kick) (5-80, 2:24)	24	10
STEELERS	4	13:38	J. Reed 42 yd. Field Goal (8-47, 4:58)	27	10
BRONCOS	4	7:52	M. Anderson 3 yd. run (J. Elam, kick) (7-85, 3:47)	27	17
STEELERS	4	2:59	B. Roethlisberger 4 yd. run (J. Reed, kick) (5-17, 1:53)	34	17

FINAL INDIVIDUAL STATISTICS

Pittsburgh Steelers

RUSHING	ATT	YDS	AVG	LG	TD
J. Bettis	15	39	2.6	7	1
W. Parker	14	35	2.5	14	0
B. Roethlisberger	3	12	4.0	6	1
H. Ward	1	4	4.0	4	0
TOTAL	**33**	**90**	**2.7**	**14**	**2**

PASSING	ATT	CMP	YDS	TKD/YD	TD	LG	IN	Rtg.
B. Roethlisberger	29	21	275	2/7	2	30	0	124.9
TOTAL	**29**	**21**	**275**	**2/7**	**2**	**30**	**0**	**124.9**

PASS RECEIVING	NO	YDS	AVG	LG	TD
C. Wilson	5	92	18.4	30	1
H. Ward	5	59	11.8	21	1
A. Randle El	4	52	13.0	20	0
W. Parker	3	20	6.7	8	0
H. Miller	2	31	15.5	24	0
N. Washington	1	13	13.0	13	0
V. Haynes	1	8	8.0	8	0
TOTAL	**21**	**275**	**13.1**	**30**	**2**

INTERCEPTIONS	NO	YDS	AVG	LG	TD
L. Foote	1	14	14.0	14	0
I. Taylor	1	1	1.0	1	0
TOTAL	**2**	**15**	**7.5**	**14**	**0**

PUNTING	NO	YDS	AVG	NET	TB	IN20	LG
C. Gardocki	4	148	37.0	32.0	1	2	41
TOTAL	**4**	**148**	**37.0**	**32.0**	**1**	**2**	**41**

PUNT RETURNS	NO	YDS	AVG	FC	LG	TD
A. Randle El	1	13	13.0	1	13	0
RETURNS	**1**	**13**	**13.0**	**1**	**13**	**0**

KICKOFF RETURNS	NO	YDS	AVG	FC	LG	TD
I. Taylor	2	42	21.0	0	22	0
[OUT OF BOUNDS]	1	0	0	0	0	0
[TOUCHBACK]	1	0	0	0	0	0
RETURNS	**2**	**42**	**21.0**	**0**	**22**	**0**

Pittsburgh Steelers FUMBLES	Own Fum	Own Lost	Own Rec.	Own Yds	Own TD	Opp. FF	Opp. Rec.	Opp. Yds	Opp. TD	Out Bnds
W. Parker	1	0	0	0	0	0	0	0	0	1
B. Keisel	0	0	0	0	0	1	0	0	0	0
J. Porter	0	0	0	0	0	1	0	0	0	0
C. Hampton	0	0	0	0	0	0	1	0	0	0
T. Kirschke	0	0	0	0	0	0	1	0	0	0
TOTAL	**1**	**0**	**0**	**0**	**0**	**2**	**2**	**0**	**0**	**1**

Denver Broncos

RUSHING	ATT	YDS	AVG	LG	TD
M. Anderson	9	36	4.0	7	1
T. Bell	5	31	6.2	11	0
J. Plummer	7	30	4.3	8	0
TOTAL	**21**	**97**	**4.6**	**11**	**1**

PASSING	ATT	CMP	YDS	TKD/YD	TD	LG	IN	Rtg.
J. Plummer	30	18	223	3/12	1	38	2	66.4
TOTAL	**30**	**18**	**223**	**3/12**	**1**	**38**	**2**	**66.4**

PASS RECEIVING	NO	YDS	AVG	LG	TD
T. Bell	5	28	5.6	9	0
R. Smith	4	61	15.3	32	0
J. Putzier	4	55	13.8	19	0
M. Anderson	3	11	3.7	13	0
A. Lelie	2	68	34.0	38	1
TOTAL	**18**	**223**	**12.4**	**38**	**1**

INTERCEPTIONS	NO	YDS	AVG	LG	TD
TOTAL	**0**	**0**	**0.0**	**—**	**0**

PUNTING	NO	YDS	AVG	NET	TB	IN20	LG
T. Sauerbrun	2	87	43.5	37.0	0	1	51
TOTAL	**2**	**87**	**43.5**	**37.0**	**0**	**1**	**51**

PUNT RETURNS	NO	YDS	AVG	FC	LG	TD
C. Adams	0	0	0.0	2	—	0
[DOWNED]	1	0	0.0	0	—	0
[TOUCHBACK]	1	0	0.0	0	—	0
RETURNS	**0**	**0**	**0.0**	**2**	**—**	**0**

KICKOFF RETURNS	NO	YDS	AVG	FC	LG	TD
C. Adams	4	110	27.5	0	47	0
C. Sapp	1	11	11.0	0	11	0
[OUT OF BOUNDS]	1	0	0.0	0	0	0
[TOUCHBACK]	1	0	0.0	0	0	0
RETURNS	**5**	**121**	**24.2**	**0**	**47**	**0**

Denver Broncos FUMBLES	Own Fum	Own Lost	Own Rec.	Own Yds	Own TD	Opp. FF	Opp. Rec.	Opp. Yds	Opp. TD	Out Bnds
J. Plummer	2	2	0	0	0	0	0	0	0	0
N. Ferguson	0	0	0	0	0	1	0	0	0	0
TOTAL	**2**	**2**	**0**	**0**	**0**	**1**	**0**	**0**	**0**	**0**

FINAL TEAM STATISTICS

	STEELERS	BRONCOS
TOTAL FIRST DOWNS	20	16
By Rushing	5	5
By Passing	15	8
By Penalty	0	3
THIRD DOWN EFFICIENCY	10-16-63%	5-11-45%
FOURTH DOWN EFFICIENCY	0-0-0%	2-3-67%
TOTAL NET YARDS	358	308
Total Offensive Plays (inc. times thrown passing)	64	54
Average gain per offensive play	5.6	5.7
NET YARDS RUSHING	90	97
Total Rushing Plays	33	21
Average gain per rushing play	2.7	4.6
Tackles for a loss – number and yards	5-7	0-0
NET YARDS PASSING	268	211
Times thrown – yards lost attempting to pass	2-7	3-12
Gross yards passing	275	223
PASS ATTEMPTS-COMPLETIONS-HAD INTERCEPTED	29-21-0	30-18-2
Average gain per pass play (inc. # thrown passing)	8.6	6.4
KICKOFFS Number-In End Zone-Touchbacks	7-2-1	4-1-1
PUNTS Number and Average	4-37.0	2-43.5
Had Blocked	0	0

	STEELERS	BRONCOS
FGs – PATs Had Blocked	0-0	0-0
Net punting average	32.0	37.0
TOTAL RETURN YARDAGE (Not Including Kickoffs)	28	0
No. and Yards Punt Returns	1-13	0-0
No. and Yards Kickoff Returns	2-42	5-121
No. and Yards Interception Returns	2-15	0-0
PENALTIES Number and Yards	8-61	4-20
FUMBLES Number and Lost	1-0	2-2
TOUCHDOWNS	4	2
Rushing	2	1
Passing	2	1
Interceptions	0	0
EXTRA POINTS Made-Attempts	4-4	2-2
Kicking Made-Attempts	4-4	2-2
FIELD GOALS Made-Attempts	2-2	1-1
RED ZONE EFFICIENCY	4-5-80%	1-2-50%
GOAL TO GO EFFICIENCY	2-2-100%	1-1-100%
SAFETIES	0	0
FINAL SCORE	34	17
TIME OF POSSESSION	36:07	23:53

BRONCOS DEFENSIVE STATISTICS

(based on coaches' film review)

PLAYER	UT	A	TT	S-YDS	I-YDS	PD	FF	FR
D. Foxworth	8	3	11	0-0	0-0	1	0	0
DJ. Williams	5	5	10	0.5-3.5	0-0	0	0	0
N. Ferguson	5	4	9	0-0	0-0	1	1	0
M. Myers	7	1	8	1-0	0-0	0	0	0
M. Coleman	6	0	6	0-0	0-0	0	0	0
A. Wilson	5	1	6	0-0	0-0	0	0	0
G. Warren	2	3	5	0-0	0-0	0	0	0
C. Brown	4	0	4	0-0	0-0	0	0	0
E. Ekuban	2	2	4	0-0	0-0	0	0	0
I. Gold	2	2	4	0-0	0-0	0	0	0
J. Lynch	3	1	4	0-0	0-0	1	0	0
S. Brandon	2	1	3	0-0	0-0	0	0	0
C. Bailey	1	2	3	0-0	0-0	1	0	0
T. Pryce	1	2	3	0.5-3.5	0-0	0	0	0
D. Veal	1	0	1	0-0	0-0	0	0	0
Da. Williams	1	0	1	0-0	0-0	0	0	0
TEAM TOTALS	**55**	**27**	**82**	**2-7**	**0-0**	**4**	**1**	**0**

Denver 27, New England 13

Saturday, Jan. 14, 2006 • 6:16 p.m. MST • INVESCO Field at Mile High • Denver

WEATHER: Partly Cloudy, 54º, Wind SE 3 mph • **TIME:** 3:15 • **ATTENDANCE:** 76,238

2005 AFC Divisional Playoff Game

The Denver Broncos ended the New England Patriots' NFL-record 10-game postseason winning streak with a 27-13 victory in an AFC Divisional Playoff Game in front of 76,238 fans at INVESCO Field at Mile High.

The Broncos' win against the two-time defending Super Bowl champions was their first playoff victory since the 1998 season and first ever at INVESCO Field at Mile High. Denver forced five turnovers against the Patriots, totaling two interceptions and three fumble recoveries that led to their first 24 points scored.

Broncos cornerback Champ Bailey recorded the longest non-scoring interception return and second-longest overall interception return in NFL postseason history with a key 100-yard return late in the third quarter. Bailey's play ended a potential go-ahead scoring drive by the Patriots and set up a touchdown to give the Broncos a 17-6 lead entering the final period.

Denver quarterback Jake Plummer completed 15-of-26 passes (57.7%) for 197 yards with one touchdown and one interception. Wide receiver Rod Smith (96 yds., 1 TD) became Denver's all-time playoff leader in receiving yards and kicker Jason Elam (2 FGs, 9 pts.) became its all-time leading scorer in the postseason with their performances against the Patriots.

The game was scoreless for the first quarter-and-a-half before Adam Vinatieri's 40-yard field goal put the Patriots ahead 3-0 at 3:48 of the second quarter. A 40-yard pass interference penalty drawn by Broncos wide receiver Ashley Lelie in the end zone with less than two minutes remaining in the first half led to a 1-yard scoring run by Mike Anderson to give Denver a 7-3 lead.

On the ensuing kickoff, Broncos punter Todd Sauerbrun forced a fumble that Denver recovered to set up a 50-yard field goal by Elam to put the Broncos ahead 10-3 at halftime.

Vinatieri's 32-yard field goal at 7:49 of the third quarter narrowed Denver's lead to 10-6, but a costly turnover by the Patriots halted their comeback attempt. Bailey intercepted Tom Brady in the end zone with 1:03 left in the third quarter to end a potential go-ahead touchdown drive. After Bailey was forced out of bounds at the 1-yard line following his 100-yard return, Anderson scored on a run to put Denver up 17-6.

Plummer's 4-yard touchdown pass to Smith at 8:38 of the fourth quarter extended the Broncos' lead to 24-6. A Patriots touchdown moved the team to within 11, 24-13, with 8:05 left to play, but Elam's 34-yard field goal on Denver's next drive sealed the Broncos' victory.

OFFICIALS:

Referee — Jeff Triplette (42); **Umpire** — Jeff Rice (44); **Head Linesman** — Tony Veteri (36); **Line Judge** — Jeff Seeman (45); **Side Judge** — Greg Meyer (78); **Field Judge** — Duke Carroll (11); **Back Judge** — Gregory Steed (12); **Replay** — Bob Boylston.

DENVER BRONCOS

OFFENSE			DEFENSE		
WR	80	R. Smith	LE	98	C. Brown
LT	78	M. Lepsis	LT	96	M. Myers
LG	50	B. Hamilton	RT	61	G. Warren
C	66	T. Nalen	RE	93	T. Pryce
RG	65	C. Carlisle	WLB	52	I. Gold
RT	72	G. Foster	MLB	56	A. Wilson
TE	82	S. Alexander	SLB	55	DJ. Williams
WR	85	A. Lelie	LCB	24	C. Bailey
QB	16	J. Plummer	RCB	22	D. Foxworth
RB	38	M. Anderson	SS	25	N. Ferguson
FB	39	K. Johnson	FS	47	J. Lynch

BRONCOS SUBSTITUTIONS: K 1 J. Elam, P 10 T. Sauerbrun, WR 14 T. Devoe, RB 26 T. Bell, CB 27 Da. Williams, RB 33 R. Dayne, RB 37 C. Sapp, S 40 C. Cox, CB 41 K. Paymah, S 42 S. Brandon, LB 51 K. Burns, LB 53 L. Green, LB 54 P. Chukwurah, C/G 62 C. Myers, T 74 C. Green, WR 81 C. Adams, TE/LS 83 M. Leach, TE 84 W. Duke, TE 88 J. Putzier, DE 91 E. Ekuban, DE 95 M. Coleman, DT 97 D. Veal. **DID NOT PLAY:** QB 11 B. Van Pelt. **INACTIVE:** WR 13 D. Terrell, WR 17 D. Watts, S 21 H. Abdullah, CB 45 R. Alexander, G 59 T. Whitley, DE 60 J. Engelberger, DT 75 M. Pope, TE 89 N. Jackson.

NEW ENGLAND PATRIOTS

OFFENSE			DEFENSE		
WR	83	D. Branch	LE	94	T. Warren
LT	68	T. Ashworth	NT	75	V. Wilfork
LG	70	L. Mankins	RE	93	R. Seymour
C	71	R. Hochstein	OLB	55	W. McGinest
G	61	S. Neal	ILB	54	T. Bruschi
RT	76	B. Gorin	ILB	50	M. Vrabel
TE	82	D. Graham	OLB	59	R. Colvin
WR	87	D. Givens	LCB	22	A. Samuel
QB	12	T. Brady	RCB	27	E. Hobbs
RB	28	C. Dillon	SS	25	A. Hawkins
TE	84	B. Watson	FS	26	E. Wilson

PATRIOTS SUBSTITUTIONS: K 4 A. Vinatieri, P 8 J. Miller, WR 18 A. Davis, S 24 M. Stone, CB 32 H. Poteat, RB 33 K. Faulk, S 36 J. Sanders, FB 44 H. Evans, LB 51 D. Davis, LB 52 M. Beisel, LB 53 L. Izzo, LB 58 M. Chatham, LS 66 L. Paxton, OL 69 R. Tucker, G 74 B. Yates, WR 80 T. Brown, WR 86 T. Dwight, TE 88 C. Fauria, DE 91 M. Hill, LB 95 T. Banta-Cain, DL 97 J. Green, LB 98 C. Brown. **DID NOT PLAY:** QB 2 D. Flutie. **INACTIVE:** 3QB 16 M. Cassel, WR 13 B. Childress, FB 35 P. Pass, G/C 64 G. Mruczkowski, T 77 N. Kaczur, WR 81 B. Johnson, DL 90 D. Klecko, DL 92 S. Thomas.

		1	2	3	4	OT	TOTAL
VISITOR	New England Patriots	0	3	3	7	—	13
HOME	Denver Broncos	0	10	7	10	—	27

FIELD GOALS (made ( ) & missed)

A. Vinatieri (40) (32) 43WR
J. Elam (50) (34)

Team	Qtr	Clock Time	PLAY DESCRIPTION (Extra Point) (Drive Info)	SCORE Visitor	SCORE Home
PATRIOTS	2	3:48	A. Vinatieri 40 yd. Field Goal (7-67, 2:22)	3	0
BRONCOS	2	1:42	M. Anderson 1 yd. run (J. Elam, kick) (1-40, 0:09)	3	7
BRONCOS	2	0:43	J. Elam 50 yd. Field Goal (4-7, 0:50)	3	10
PATRIOTS	3	7:49	A. Vinatieri 32 yd. Field Goal (11-58, 5:32)	6	10
BRONCOS	3	0:43	M. Anderson 1 yd. run (J. Elam, kick) (1-1, 0:04)	6	17
BRONCOS	4	8:38	R. Smith 4 yd. pass from J. Plummer (J. Elam, kick) (3-15, 1:32)	6	24
PATRIOTS	4	8:05	D. Givens 4 yd. pass from T. Brady (A. Vinatieri, kick) (2-77, 0:33)	13	24
BRONCOS	4	3:20	J. Elam 34 yd. Field Goal (8-61, 4:45)	13	27

FINAL INDIVIDUAL STATISTICS

New England Patriots

RUSHING	ATT	YDS	AVG	LG	TD
C. Dillon	13	57	4.4	17	0
K. Faulk	7	23	3.3	5	0
T. Brady	1	-1	-1	-1	0
TOTAL	**21**	**79**	**3.8**	**17**	**0**

PASSING	ATT	CMP	YDS	TKD/YD	TD	LG	IN	Rtg.
T. Brady	36	20	341	0/0	1	73	2	74.0
TOTAL	**36**	**20**	**341**	**0/0**	**1**	**73**	**2**	**74.0**

PASS RECEIVING	NO	YDS	AVG	LG	TD
D. Branch	8	153	19.1	73	0
D. Givens	5	54	10.8	21	1
K. Faulk	2	20	10.0	14	0
A. Davis	1	51	51.0	51	0
T. Brown	1	33	33.0	33	0
D. Graham	1	18	18.0	18	0
C. Dillon	1	9	9.0	9	0
H. Evans	1	3	3.0	3	0
TOTAL	**20**	**341**	**17.1**	**73**	**1**

INTERCEPTIONS	NO	YDS	AVG	LG	TD
A. Samuel	1	0	0.0	0	0
TOTAL	**1**	**0**	**0.0**	**0**	**0**

PUNTING	NO	YDS	AVG	NET	TB	IN20	LG
J. Miller	3	146	48.7	45.3	0	0	50
TOTAL	**3**	**146**	**48.7**	**45.3**	**0**	**0**	**50**

PUNT RETURNS	NO	YDS	AVG	FC	LG	TD
T. Dwight	3	37	12.3	1	14	0
T. Brown	1	0	0.0	0	0	0
[DOWNED]	1	0	0.0	0	—	0
RETURNS	**4**	**37**	**9.3**	**1**	**14**	**0**

KICKOFF RETURNS	NO	YDS	AVG	FC	LG	TD
E. Hobbs	3	89	29.7	0	32	0
A. Davis	3	61	20.3	0	21	0
RETURNS	**6**	**150**	**25.0**	**0**	**32**	**0**

New England Patriots FUMBLES	Fum	Lost	Own Rec.	Yds	TD	FF	Opp. Rec.	Yds	TD	Out Bnds
T. Brown	1	1	0	0	0	0	0	0	0	0
K. Faulk	1	1	0	0	0	0	0	0	0	0
E. Hobbs	1	1	0	0	0	0	0	0	0	0
B. Watson	0	0	0	0	0	1	0	0	0	0
TOTAL	**3**	**3**	**0**	**0**	**0**	**1**	**0**	**0**	**0**	**0**

Denver Broncos

RUSHING	ATT	YDS	AVG	LG	TD
M. Anderson	19	69	3.6	18	2
T. Bell	6	19	3.2	8	0
J. Plummer	7	8	1.1	6	0
TOTAL	**32**	**96**	**3.0**	**18**	**2**

PASSING	ATT	CMP	YDS	TKD/YD	TD	LG	IN	Rtg.
J. Plummer	26	15	197	2/7	1	42	1	78.5
TOTAL	**26**	**15**	**197**	**2/7**	**1**	**42**	**1**	**78.5**

PASS RECEIVING	NO	YDS	AVG	LG	TD
R. Smith	6	96	16.0	42	1
A. Lelie	5	50	10.0	17	0
J. Putzier	3	37	12.3	24	0
M. Anderson	1	14	14.0	14	0
TOTAL	**15**	**197**	**13.1**	**42**	**1**

INTERCEPTIONS	NO	YDS	AVG	LG	TD
C. Bailey	1	100	100.0	100	0
J. Lynch	1	5	5.0	5	0
TOTAL	**2**	**105**	**52.5**	**100**	**0**

PUNTING	NO	YDS	AVG	NET	TB	IN20	LG
T. Sauerbrun	6	274	45.7	39.5	0	3	58
TOTAL	**6**	**274**	**45.7**	**39.5**	**0**	**3**	**58**

PUNT RETURNS	NO	YDS	AVG	FC	LG	TD
C. Adams	1	10	10.0	2	10	0
RETURNS	**1**	**10**	**10.0**	**2**	**10**	**0**

KICKOFF RETURNS	NO	YDS	AVG	FC	LG	TD
C. Adams	3	54	18.0	0	29	0
Da. Williams	1	19	19.0	0	19	0
RETURNS	**4**	**73**	**18.3**	**0**	**29**	**0**

Denver Broncos FUMBLES	Fum	Lost	Own Rec.	Yds	TD	FF	Opp. Rec.	Yds	TD	Out Bnds
C. Bailey	1	0	0	0	0	0	0	0	0	1
C. Brown	0	0	0	0	0	1	0	0	0	0
T. Sauerbrun	0	0	0	0	0	1	0	0	0	0
I. Gold	0	0	0	0	0	0	1	0	0	0
M. Leach	0	0	0	0	0	0	1	0	0	0
C. Sapp	0	0	0	0	0	0	1	0	0	0
TOTAL	**1**	**0**	**0**	**0**	**0**	**2**	**3**	**0**	**0**	**1**

FINAL TEAM STATISTICS

	PATRIOTS	BRONCOS
TOTAL FIRST DOWNS	15	16
By Rushing	3	6
By Passing	12	9
By Penalty	0	1
THIRD DOWN EFFICIENCY	3-11-27%	4-14-29%
FOURTH DOWN EFFICIENCY	0-1-0%	0-1-0%
TOTAL NET YARDS	420	286
Total Offensive Plays (inc. times thrown passing)	57	60
Average gain per offensive play	7.4	4.8
NET YARDS RUSHING	79	96
Total Rushing Plays	21	32
Average gain per rushing play	3.8	3.0
Tackles for a loss – number and yards	1-1	0-0
NET YARDS PASSING	341	190
Times thrown – yards lost attempting to pass	0-0	2-7
Gross yards passing	341	197
PASS ATTEMPTS-COMPLETIONS-HAD INTERCEPTED	36-20-2	26-15-1
Average gain per pass play (inc. # thrown passing)	9.5	6.8
KICKOFFS Number-In End Zone-Touchbacks	4-0-0	6-3-0
PUNTS Number and Average	3-48.7	6-45.7
Had Blocked	0	0
FGs – PATs Had Blocked	0-0	0-0
Net punting average	45.3	39.5
TOTAL RETURN YARDAGE (Not Including Kickoffs)	37	115
No. and Yards Punt Returns	4-37	1-10
No. and Yards Kickoff Returns	6-150	4-73
No. and Yards Interception Returns	1-0	2-105
PENALTIES Number and Yards	8-82	4-24
FUMBLES Number and Lost	3-3	1-0
TOUCHDOWNS	1	3
Rushing	0	2
Passing	1	1
Interceptions	0	0
EXTRA POINTS Made-Attempts	1-1	3-3
Kicking Made-Attempts	1-1	3-3
FIELD GOALS Made-Attempts	2-3	2-2
RED ZONE EFFICIENCY	1-3-33%	3-5-60%
GOAL TO GO EFFICIENCY	1-2-50%	3-3-100%
SAFETIES	0	0
FINAL SCORE	13	27
TIME OF POSSESSION	28:12	31:48

BRONCOS DEFENSIVE STATISTICS

(based on coaches' film review)

PLAYER	UT	A	TT	S-YDS	I-YDS	PD	FF	FR
A. Wilson	6	3	9	0-0	0-0	2	0	0
D. Foxworth	5	4	9	0-0	0-0	0	0	0
I. Gold	6	1	7	0-0	0-0	0	0	1
DJ. Williams	5	2	7	0-0	0-0	0	0	0
N. Ferguson	4	1	5	0-0	0-0	0	0	0
J. Lynch	4	1	5	0-0	1-5	2	0	0
C. Brown	4	0	4	0-0	0-0	1	1	0
C. Bailey	2	0	2	0-0	1-100	3	0	0
Da. Williams	2	0	2	0-0	0-0	0	0	0
T. Pryce	1	0	1	0-0	0-0	0	0	0
G. Warren	0	1	1	0-0	0-0	0	0	0
TEAM TOTALS	**39**	**13**	**52**	**0-0**	**2-105**	**8**	**1**	**1**

Indianapolis 49, Denver 24

Sunday, Jan. 9, 2005 • 1:07 p.m. EDT • RCA Dome • Indianapolis

WEATHER: Indoors • **ATTENDANCE:** 56,609 • **TIME:** 3:06

2004 AFC Wild Card Playoff Game

Peyton Manning threw for 458 yards with four touchdowns while also running for a score to lead the Indianapolis Colts over the Denver Broncos 49-24 in an AFC Wild Card Playoff Game at the RCA Dome in front of 56,609 fans.

The Colts jumped out to a 14-0 first-quarter lead after Manning found James Mungro for a 2-yard touchdown pass and running back Edgerrin James scored on a 1-yard run.

After Manning's second touchdown of the day, a 19-yard strike to tight end Dallas Clark, the Broncos' Jason Elam put Denver on the scoreboard with a 33-yard field goal.

The Colts' offense responded quickly, however, as Manning increased the lead to 35-3 with a 35-yard touchdown pass to Reggie Wayne and a 1-yard quarterback sneak in the closing seconds of the half.

The Broncos fought back in the third quarter when quarterback Jake Plummer capped off a 10-play, 71-yard drive with a 9-yard touchdown pass to Rod Smith.

After forcing the Colts to punt for just the second time all day, Plummer led Denver downfield once again and hit tight end Jeb Putzier for a 35-yard score. The touchdown concluded an 85-yard drive, cutting the Broncos' deficit to 35-17.

Indianapolis denied Denver any thoughts of coming back when Manning connected with Wayne for the second time in the game for a 43-yard touchdown pass early in the fourth quarter.

The Broncos scored their final points on a 1-yard touchdown run by Tatum Bell at 7:45 of the fourth quarter, but it was not enough to catch up to the potent Colts offense, which posted 530 total yards for the game.

Smith paced the Denver receivers with seven catches for 99 yards with one touchdown to give him 39 career postseason catches and move him past Ed McCaffrey (36) for third on the Broncos' all-time playoff list. Putzier finished the contest with 67 yards on three receptions, including the 35-yard touchdown.

Plummer completed 24-of-34 passes for 284 yards with two touchdowns while posting a passer rating of 103.1.

For the Colts, Manning's 458 passing yards were the most the Broncos ever yielded in a game and ranked as the second-most passing yards in a playoff game in NFL history. Wayne also posted an impressive day, catching 10 passes for 221 yards with two scores, while Clark added 112 yards on six receptions with one touchdown.

OFFICIALS:

Referee — Mike Carey (94); **Umpire** — Jim Quirk (5); **Head Linesman** — Ron Marinucci (107); **Line Judge** — Mark Periman (9); **Field Judge** — Scott Steenson (88); **Side Judge** — Larry Rose (128); **Back Judge** — Keith Ferguson (61); **Replay** — Tommy Moore.

DENVER BRONCOS

OFFENSE			DEFENSE		
WR	80	R. Smith	LE	92	M. Coleman
LT	78	M. Lepsis	LT	68	M. Fatafehi
LG	50	B. Hamilton	RT	75	M. Pope
C	66	T. Nalen	RE	98	R. Hayward
RG	65	C. Carlisle	WLB	52	D. Williams
RT	72	G. Foster	MLB	56	A. Wilson
TE	89	D. Carswell	SLB	59	D. Spragan
WR	85	A. Lelie	LCB	24	C. Bailey
QB	16	J. Plummer	RCB	31	K. Herndon
RB	34	R. Droughns	SS	28	K. Kennedy
FB	86	P. Hape	FS	47	J. Lynch

BRONCOS SUBSTITUTIONS: K 1 J. Elam, P/K 6 J. Baker, WR 10 T. Luke, WR 17 D. Watts, S 25 N. Ferguson, RB 26 T. Bell, S 32 C. Young, RB 37 C. Sapp, CB 40 J. Shoate, S 42 S. Brandon, CB 45 R. Alexander, LB 53 L. Green, LB 55 P. Chukwurah, LB 58 T. Pierce, DT 61 E. Johnson, G 69 PJ. Alexander, WR 81 C. Adams, TE/LS 83 M. Leach, TE 88 J. Putzier, DE 95 A. Palepoi, DE 99 R. Johnson. **DID NOT PLAY:** QB 13 D. Kanell, T 74 C. Green. **INACTIVE:** 3QB 8 M. Mauck, FB 39 K. Johnson, LB 57 J. Sykes, G 62 D. Neil, G 63 T. Stuber, G 70 T. Clabo, DE 93 T. Pryce, DT/DE 67 D. Veal.

INDIANAPOLIS COLTS

OFFENSE			DEFENSE		
WR	87	R. Wayne	LE	79	R. Brock
LT	78	T. Glenn	LT	90	M. Reagor
LG	64	R. DeMulling	RT	96	J. Williams
C	63	J. Saturday	RE	93	D. Freeney
RG	73	J. Scott	LOLB	50	D. Thornton
RT	71	R. Diem	MLB	94	R. Morris
TE	81	M. Pollard	ROLB	59	C. June
WR	88	M. Harrison	LCB	25	N. Harper
QB	18	P. Manning	RCB	42	J. David
RB	32	E. James	SS	21	B. Sanders
TE	44	D. Clark	FS	28	I. Bashir

COLTS SUBSTITUTIONS: K 10 M. Gramatica, K 13 M. Vanderjagt, P 17 H. Smith, SS 20 M. Doss, RB 23 J. Mungro, CB 26 W. Bacon, CB 27 V. Hutchins, CB 29 J. Jefferson, RB 33 D. Rhodes, SS 38 G. Sapp, SS 41 C. Bird, TE 48 J. Snow, C/G 56 T. Peko, LB 58 G. Brackett, DT 75 L. Tripplett, OT 76 M. Freitas, TE 80 B. Hartsock, WR 83 B. Stokley, WR 86 T. Walters, LB 97 N. Rogers, DE 98 R. Mathis, DE 99 B. Scioli. **DID NOT PLAY:** QB 12 J. Sorgi. **INACTIVE:** 3QB 5 T. Brown, FS 39 A. Floyd, LB 51 G. Gardner, LB 55 K. Pope, G/C 61 T. Hutton, OG 65 R. Lilja, WR 84 B. Pyatt, WR 85 A. Moorehead.

		1	2	3	4	OT	TOTAL
VISITOR	Denver Broncos	0	3	14	7	—	24
HOME	Indianapolis Colts	14	21	0	14	—	49

FIELD GOALS (made ( ) & missed)
J. Elam (33)

Team	Qtr	Clock Time	PLAY DESCRIPTION (Extra Point) (Drive Info)	SCORE Visitor	SCORE Home
COLTS	1	7:23	J. Mungro 2 yd. pass from P. Manning (M. Vanderjagt, kick) (9-76, 3:43)	0	7
COLTS	1	0:38	E. James 1 yd. run (M. Vanderjagt, kick) (8-87, 4:59)	0	14
COLTS	2	8:11	D. Clark 19 yd. pass from P. Manning (M. Vanderjagt, kick) (4-52, 1:42)	0	21
BRONCOS	2	5:19	J. Elam 33 yd. Field Goal (7-51, 2:52)	3	21
COLTS	2	4:29	R. Wayne 35 yd. pass from P. Manning (M. Vanderjagt, kick) (2-40, 0:50)	3	28
COLTS	2	0:06	P. Manning 1 yd. run (M. Vanderjagt, kick) (8-75, 3:07)	3	35
BRONCOS	3	9:01	R. Smith 9 yd. pass from J. Plummer (J. Elam, kick) (10-71, 5:59)	10	35
BRONCOS	3	1:10	J. Putzier 35 yd. pass from J. Plummer (J. Elam, kick) (9-85, 5:39)	17	35
COLTS	4	12:48	R. Wayne 43 yd. pass from P. Manning (M. Vanderjagt, kick) (6-80, 3:22)	17	42
BRONCOS	4	7:45	T. Bell 1 yd. run (J. Elam, kick) (10-57, 5:03)	24	42
COLTS	4	2:02	D. Rhodes 2 yd. run (M. Vanderjagt, kick) (9-45, 5:43)	24	49

FINAL INDIVIDUAL STATISTICS

Denver Broncos

RUSHING	ATT	YDS	AVG	LG	TD
T. Bell	12	49	4.1	15	1
R. Droughns	8	29	3.6	6	0
J. Plummer	1	0	0.0	0	0
TOTAL	**21**	**78**	**3.7**	**15**	**1**

PASSING	ATT	CMP	YDS	TKD/YD	TD	LG	IN	Rtg.
J. Plummer	34	24	284	3/24	2	35	1	103.1
TOTAL	**34**	**24**	**284**	**3/24**	**2**	**35**	**1**	**103.1**

PASS RECEIVING	NO	YDS	AVG	LG	TD
R. Smith	7	99	14.1	30	1
T. Bell	4	32	8.0	14	0
R. Droughns	4	28	7.0	9	0
J. Putzier	3	67	22.3	**35**	1
A. Lelie	2	27	13.5	21	0
P. Hape	2	8	4.0	6	0
D. Carswell	1	15	15.0	15	0
D. Watts	1	8	8.0	8	0
TOTAL	**24**	**284**	**11.8**	**35**	**2**

INTERCEPTIONS	NO	YDS	AVG	LG	TD
K. Herndon	1	0	0.0	0	0
TOTAL	**1**	**0**	**0.0**	**0**	**0**

PUNTING	NO	YDS	AVG	NET	TB	IN20	LG
J. Baker	4	150	37.5	35.3	0	1	46
TOTAL	**4**	**150**	**37.5**	**35.3**	**0**	**1**	**46**

PUNT RETURNS	NO	YDS	AVG	FC	LG	TD
C. Adams	1	-1	-1.0	0	-1	0
T. Luke	0	0	0.0	1	—	0
RETURNS	**1**	**-1**	**-1.0**	**0**	**-1**	**0**

KICKOFF RETURNS	NO	YDS	AVG	FC	LG	TD
C. Sapp	4	86	21.5	0	25	0
R. Droughns	2	36	18.0	0	26	0
T. Luke	1	41	41.0	0	41	0
C. Adams	1	25	25.0	0	25	0
RETURNS	**8**	**188**	**23.5**	**0**	**41**	**0**

Denver Broncos FUMBLES	Fum	Lost	Own Rec.	Yds	TD	FF	Opp. Rec.	Yds	TD	Out Bnds
C. Adams	1	0	0	0	0	0	0	0	0	1
TOTAL	**1**	**0**	**0**	**0**	**0**	**0**	**0**	**0**	**0**	**1**

Indianapolis Colts

RUSHING	ATT	YDS	AVG	LG	TD
E. James	18	63	3.5	11	1
D. Rhodes	5	12	2.4	6	1
P. Manning	1	1	1.0	**1**	1
TOTAL	**24**	**76**	**3.2**	**11**	**3**

PASSING	ATT	CMP	YDS	TKD/YD	TD	LG	IN	Rtg.
P. Manning	33	27	458	1/4	4	49	1	145.7
TOTAL	**33**	**27**	**458**	**1/4**	**4**	**49**	**1**	**145.7**

PASS RECEIVING	NO	YDS	AVG	LG	TD
R. Wayne	10	221	22.1	49	2
D. Clark	6	112	18.7	31	1
M. Harrison	4	51	12.5	24	0
B. Stokley	2	33	16.5	21	0
M. Pollard	2	28	14.0	25	0
E. James	2	11	5.5	6	0
J. Mungro	1	2	2.0	**2**	1
TOTAL	**27**	**458**	**16.9**	**49**	**4**

INTERCEPTIONS	NO	YDS	AVG	LG	TD
M. Doss	1	0	0.0	0	0
TOTAL	**1**	**0**	**0.0**	**0**	**0**

PUNTING	NO	YDS	AVG	NET	TB	IN20	LG
H. Smith	2	76	38.0	38.5	0	2	39
TOTAL	**2**	**76**	**38.0**	**38.5**	**0**	**2**	**39**

PUNT RETURNS	NO	YDS	AVG	FC	LG	TD
T. Walters	1	9	9.0	2	9	0
(DOWNED)	1	0	0.0	0	—	0
RETURNS	**1**	**9**	**9.0**	**2**	**9**	**0**

KICKOFF RETURNS	NO	YDS	AVG	FC	LG	TD
D. Rhodes	1	36	36.0	0	36	0
J. Mungro	1	18	18.0	0	18	0
(TOUCHBACK)	1	0	0.0	0	—	0
RETURNS	**2**	**54**	**27.0**	**0**	**36**	**0**

Indianapolis Colts FUMBLES	Fum	Lost	Own Rec.	Yds	TD	FF	Opp. Rec.	Yds	TD	Out Bnds
J. Snow	0	0	0	0	0	1	0	0	0	0
TOTAL	**0**	**0**	**0**	**0**	**0**	**1**	**0**	**0**	**0**	**0**

FINAL TEAM STATISTICS

	BRONCOS	COLTS
TOTAL FIRST DOWNS	18	27
By Rushing	4	7
By Passing	14	18
By Penalty	0	2
THIRD DOWN EFFICIENCY	3-12-25%	7-10-70%
FOURTH DOWN EFFICIENCY	2-2-100%	0-0-0%
TOTAL NET YARDS	338	530
Total Offensive Plays (inc. times thrown passing)	58	58
Average gain per offensive play	5.8	9.1
NET YARDS RUSHING	78	76
Total Rushing Plays	21	24
Average gain per rushing play	3.7	3.2
Tackles for a loss – number and yards	2-3	0-0
NET YARDS PASSING	260	454
Times thrown – yards lost attempting to pass	3-24	1-4
Gross yards passing	284	458
PASS ATTEMPTS-COMPLETIONS-HAD INTERCEPTED	34-24-1	33-27-1
Average gain per pass play (inc. # thrown passing)	7.0	13.3
KICKOFFS Number-In End Zone-Touchbacks	5-1-1	8-0-0
PUNTS Number and Average	4-37.5	2-38.0
Had Blocked	0	0

	BRONCOS	COLTS
FGs – PATs Had Blocked	0-0	0-0
Net punting average	35.3	38.5
TOTAL RETURN YARDAGE (Not Including Kickoffs)	-1	9
No. and Yards Punt Returns	1 - -1	1-9
No. and Yards Kickoff Returns	8-188	2-54
No. and Yards Interception Returns	1-0	1-0
PENALTIES Number and Yards	5-24	4-26
FUMBLES Number and Lost	1-0	0-0
TOUCHDOWNS	3	7
Rushing	1	3
Passing	2	4
Interceptions	0	0
EXTRA POINTS Made-Attempts	3-3	7-7
Kicking Made-Attempts	3-3	7-7
FIELD GOALS Made-Attempts	1-1	0-0
RED ZONE EFFICIENCY	2-3-67%	5-6-83%
GOAL TO GO EFFICIENCY	1-1-100%	4-5-80%
SAFETIES	0	0
FINAL SCORE	24	49
TIME OF POSSESSION	30:42	29:18

BRONCOS DEFENSIVE STATISTICS

(based on coaches' film review)

PLAYER	UT	A	TT	S-YDS	I-YDS	PD	FF	FR
K. Herndon	8	0	8	0-0	1-0	2	0	0
C. Bailey	7	0	7	0-0	0-0	0	0	0
D. Williams	5	2	7	0-0	0-0	1	0	0
R. Alexander	6	0	6	0-0	0-0	1	0	0
M. Coleman	5	1	6	0-0	0-0	0	0	0
A. Wilson	4	2	6	0-0	0-0	0	0	0
D. Spragan	2	3	5	0-0	0-0	0	0	0
K. Kennedy	3	1	4	0-0	0-0	0	0	0
J. Lynch	3	1	4	0-0	0-0	0	0	0
A. Palepoi	2	1	3	0-0	0-0	0	0	0
R. Hayward	2	0	2	1-4	0-0	0	0	0
M. Pope	2	0	2	0-0	0-0	0	0	0
R. Johnson	1	1	2	0-0	0-0	0	0	0
M. Fatafehi	1	0	1	0-0	0-0	0	0	0
TEAM TOTALS	**51**	**12**	**63**	**1-4**	**1-0**	**4**	**0**	**0**

Indianapolis 41, Denver 10

Sunday, Jan. 4, 2004 • 4:35 p.m. EST • RCA Dome • Indianapolis

WEATHER: Indoors • **ATTENDANCE:** 56,586 • **TIME:** 2:39

2003 AFC Wild Card Playoff Game

Denver's 2003 season came to an end with a 41-10 loss to Indianapolis in an AFC Wild Card Playoff Game in front of 56,586 fans at the RCA Dome.

On the game's opening possession, Peyton Manning led the Colts 70 yards and capped the drive when he found Brandon Stokley for a 31-yard touchdown and an early lead. Denver answered on its first drive with a 49-yard Jason Elam field goal after penalties caused the drive to stall.

Late in the first quarter, Manning completed a pass to Marvin Harrison, who fell near the Colts' 29-yard line and after not being touched by a Broncos defender got up and ran the ball in for a touchdown and a 14-3 lead. With Denver unable to sustain a drive after picking up two holding penalties, Indianapolis took possession on its 20-yard-line after a Broncos punt. Manning engineered another successful touchdown drive (8 plays, 80 yards), culminating in a 23-yard touchdown pass to Harrison.

After another Denver punt, Manning hit Stokley in stride, and he raced 87 yards for a touchdown to give the Colts a 28-3 lead with less than two minutes remaining in the half. Denver began to mount a drive, but Plummer's pass intended for Rod Smith was intercepted by David Macklin and returned 21 yards to the Colts' 42-yard-line. Mike Vanderjagt's 27-yard field goal extended the Colts' lead to 31-3 at the half.

On Denver's first possession of the third quarter, Plummer connected with Rod Smith for a 34-yard reception, moving the Broncos to the Colts' 27-yard line before Elam's 46-yard field goal attempt was blocked. Indianapolis was able to add to its lead by capping a 64-yard drive with a 7-yard touchdown pass from Manning to Reggie Wayne.

Plummer—when hit from behind by Colts defensive end Dwight Freeney—fumbled on Denver's next possession, and the ball was recovered by Rob Morris on Denver's 20-yard line. Indianapolis settled for a 20-yard field goal that put it ahead 41-3. Midway through the fourth quarter after recovering a Colts fumble on its 38-yard-line, Denver finally found the end zone for the game's final score when Plummer connected with Smith for a 7-yard touchdown.

Plummer completed 23-of-30 passes for 181 yards with one touchdown but had a pair of interceptions. Clinton Portis led the Broncos with 68 rushing yards while Smith, Shannon Sharpe and Reuben Droughns each had five receptions.

OFFICIALS:

Referee — Johnny Grier (23); **Umpire** — Ed Coukart (71); **Head Linesman** — James Wilson (43); **Line Judge** — Jeff Bergman (32); **Field Judge** — Jim Saracino (58); **Side Judge** — Doug Rosenbaum (67); **Back Judge** — Scott Green (19); **Replay** — Dean Blandino.

DENVER BRONCOS

OFFENSE			DEFENSE		
WR	80	R. Smith	LE	93	T. Pryce
LT	74	E. Salaam	LT	68	M. Fatafehi
LG	50	B. Hamilton	RT	90	D. Holland
C	66	T. Nalen	RE	92	B. Berry
RG	62	D. Neil	WLB	59	D. Spragan
RT	78	M. Lepsis	MLB	56	A. Wilson
TE	84	S. Sharpe	SLB	33	J. Spencer
WR	85	A. Lelie	LCB	35	L. Walls
QB	16	J. Plummer	RCB	31	K. Herndon
RB	26	C. Portis	SS	28	K. Kennedy
FB	34	R. Droughns	FS	42	S. Brandon

BRONCOS SUBSTITUTIONS: K 1 J. Elam, P/K 4 M. Knorr, WR 12 C. Adams, CB 21 S. Turner, RB 22 Q. Griffin, CB 23 W. Middlebrooks, S 32 C. Young, CB 33 J. Spencer, RB 38 M. Anderson, CB 47 R. McNeil, LB 53 J. Rutledge, LB 55 K. Burns, G/T 65 C. Carlisle, T 71 B. Brockermeyer, DT 75 M. Pope, WR 82 A. Madise, TE/LS 83 M. Leach, TE 86 P. Hape, TE 89 D. Carswell, DE 98 R. Hayward. **DID NOT PLAY:** QB 13 D. Kanell, WR 14 N. Jackson, DT 96 D. Davis. **INACTIVE:** 3QB 17 J. Jackson, CB/WR 24 D. O'Neal, RB 37 C. Sapp, T 69 P. Alexander, T 72 G. Foster, G 79 S. Herndon, WR 87 E. McCaffrey, TE 88 J. Putzier.

INDIANAPOLIS COLTS

OFFENSE			DEFENSE		
WR	87	R. Wayne	LE	79	R. Brock
LT	78	T. Glenn	LT	75	L. Tripplett
LG	64	R. DeMulling	RT	90	M. Reagor
C	56	T. Peko	RE	93	D. Freeney
RG	63	J. Saturday	SLB	53	M. Washington
RT	71	R. Diem	MLB	94	R. Morris
TE	81	M. Pollard	WLB	50	D. Thornton
WR	88	M. Harrison	LCB	21	W. Harris
QB	18	P. Manning	RCB	27	D. Macklin
RB	32	E. James	SS	30	D. Strickland
TE	80	J. Davenport	FS	28	I. Bashir

COLTS SUBSTITUTIONS: QB 7 B. Huard, K 13 M. Vanderjagt, P 17 H. Smith, DB 25 N. Harper, DB 31 C. Crosby, RB 33 D. Rhodes, DB 34 J. Doering, RB 35 R. Williams, DB 41 C. Bird, TE 48 J. Snow, LB 52 K. Whiteside, LB 57 J. Nelson, LB 58 G. Brackett, LB 59 C. June, OG 74 S. Sciullo, T 76 M. Freitas, WR 83 B. Stokley, WR 86 T. Walters, DE 92 C. Bratzke, DT 96 J. Williams, DE 98 R. Mathis, DE 99 B. Scioli. **DID NOT PLAY:** RB 36 T. Lopienski. **INACTIVE:** WR 10 T. Wilkins, WR 11 J. Dawson, 3QB 16 C. Sauter, DB 20 M. Doss, DB 39 A. Floyd, TE 44 D. Clark, TE 49 P. Mitchell, WR 85 A. Moorehead.

		1	2	3	4	OT	TOTAL
VISITOR	Denver Broncos	3	0	0	7	—	10
HOME	Indianapolis Colts	14	17	10	0	—	41

FIELD GOALS (made ( ) & missed)
J. Elam (49) 46B
M. Vanderjagt (27) (20)

Team	Qtr	Clock Time	PLAY DESCRIPTION (Extra Point) (Drive Info)	SCORE Visitor	SCORE Home
COLTS	1	12:02	B. Stokley 31 yd. pass from P. Manning (M. Vanderjagt, kick) (6-70, 3:05)	0	7
BRONCOS	1	3:48	J. Elam 49 yd. Field Goal (12-47, 8:14)	3	7
COLTS	1	0:36	M. Harrison 46 yd. pass from P. Manning (M. Vanderjagt, kick) (8-81, 3:17)	3	14
COLTS	2	7:28	M. Harrison 23 yd. pass from P. Manning (M. Vanderjagt, kick) (8-80, 3:49)	3	21
COLTS	2	1:51	B. Stokley 87 yd. pass from P. Manning (M. Vanderjagt, kick) (1-87, 0:10)	3	28
COLTS	2	0:00	M. Vanderjagt 27 yd. Field Goal (6-49, 0:55)	3	31
COLTS	3	5:19	R. Wayne 7 yd. pass from P. Manning (M. Vanderjagt, kick) (12-64, 5:45)	3	38
COLTS	3	0:55	M. Vanderjagt 20 yd. Field Goal (6-17, 3:38)	3	41
BRONCOS	4	7:04	R. Smith 7 yd. pass from J. Plummer (J. Elam, kick) (12-62, 6:18)	10	41

FINAL INDIVIDUAL STATISTICS

Denver Broncos

RUSHING	ATT	YDS	AVG	LG	TD
C. Portis	17	68	4.0	11	0
Q. Griffin	6	60	10.0	19	0
J. Plummer	3	18	6.0	10	0
TOTAL	26	146	5.6	19	0

PASSING	ATT	CMP	YDS	TKD/YD	TD	LG	IN	Rtg.
J. Plummer	30	23	181	2/5	1	34	2	74.4
TOTAL	30	23	181	2/5	1	34	2	74.4

PASS RECEIVING	NO	YDS	AVG	LG	TD
R. Smith	5	66	13.2	34	1
S. Sharpe	5	31	6.2	9	0
R. Droughns	5	19	3.8	10	0
Q. Griffin	2	18	9.0	11	0
C. Adams	2	18	9.0	14	0
D. Carswell	2	12	6.0	7	0
C. Portis	1	10	10.0	10	0
A. Lelie	1	7	7.0	7	0
TOTAL	23	181	7.9	34	1

INTERCEPTIONS	NO	YDS	AVG	LG	TD
TOTAL	0	0	0.0	—	0

PUNTING	NO	YDS	AVG	NET	TB	IN20	LG
M. Knorr	2	84	42.0	32.0	1	1	44
TOTAL	2	84	42.0	32.0	1	1	44

PUNT RETURNS	NO	YDS	AVG	FC	LG	TD
RETURNS	0	0	0.0	0	—	0

KICKOFF RETURNS	NO	YDS	AVG	FC	LG	TD
R. Droughns	6	133	22.2	0	33	0
(TOUCHBACK)	1	0	0.0	0	—	0
RETURNS	6	133	22.2	0	33	0

Denver Broncos FUMBLES	Own Fum	Own Lost	Own Rec.	Own Yds	Own TD	FF	Opp. Rec.	Opp. Yds	Opp. TD	Out Bnds
J. Plummer	1	1	0	0	0	0	0	0	0	0
C. Portis	1	0	0	0	0	0	0	0	0	1
M. Fatafehi	0	0	0	0	0	1	0	0	0	0
L. Walls	0	0	0	0	0	1	0	0	0	0
R. Hayward	0	0	0	0	0	0	1	0	0	0
TOTAL	2	1	0	0	0	2	1	0	0	1

Indianapolis Colts

RUSHING	ATT	YDS	AVG	LG	TD
E. James	17	78	4.6	11	0
D. Rhodes	4	8	2.0	4	0
P. Manning	1	0	0.0	0	0
R. Williams	1	-1	-1.0	-1	0
TOTAL	23	85	3.7	11	0

PASSING	ATT	CMP	YDS	TKD/YD	TD	LG	IN	Rtg.
P. Manning	26	22	377	0/0	5	87	0	158.3
B. Huard	5	4	17	0/0	0	16	0	80.8
TOTAL	31	26	394	0/0	5	87	0	158.3

PASS RECEIVING	NO	YDS	AVG	LG	TD
M. Harrison	7	133	19.0	46	2
R. Wayne	5	43	8.6	16	1
E. James	5	37	7.4	13	0
B. Stokley	4	144	36.0	87	2
T. Walters	3	1	0.3	3	0
M. Pollard	1	25	25.0	25	0
J. Davenport	1	11	11.0	11	0
TOTAL	26	394	15.2	87	5

INTERCEPTIONS	NO	YDS	AVG	LG	TD
D. Macklin	2	52	26.0	31	0
TOTAL	2	52	26.0	31	0

PUNTING	NO	YDS	AVG	NET	TB	IN20	LG
TOTAL	0	0	0.0	0.0	0	0	—

PUNT RETURNS	NO	YDS	AVG	FC	LG	TD
(DOWNED)	1	0	0.0	0	—	0
(TOUCHBACK)	0	0	0.0	0	—	0
RETURNS	0	0	0.0	0	—	0

KICKOFF RETURNS	NO	YDS	AVG	FC	LG	TD
R. Williams	1	18	18.0	0	18	0
D. Rhodes	1	16	16.0	0	16	0
RETURNS	2	34	17.0	0	18	0

Indianapolis Colts FUMBLES	Own Fum	Own Lost	Own Rec.	Own Yds	Own TD	FF	Opp. Rec.	Opp. Yds	Opp. TD	Out Bnds
P. Manning	1	0	1	-2	0	0	0	0	0	0
E. James	1	1	0	0	0	0	0	0	0	0
M. Pollard	1	0	0	0	0	0	0	0	0	1
D. Freeney	0	0	0	0	0	1	0	0	0	0
W. Harris	0	0	0	0	0	1	0	0	0	0
R. Morris	0	0	0	0	0	0	1	0	0	0
TOTAL	3	1	1	-2	0	2	1	0	0	1

FINAL TEAM STATISTICS

	BRONCOS	COLTS
TOTAL FIRST DOWNS	20	23
By Rushing	10	6
By Passing	9	17
By Penalty	1	0
THIRD DOWN EFFICIENCY	4-11-36%	6-8-75%
FOURTH DOWN EFFICIENCY	2-2-100%	0-1-0%
TOTAL NET YARDS	322	479
Total Offensive Plays (inc. times thrown passing)	58	54
Average gain per offensive play	5.6	8.9
NET YARDS RUSHING	146	85
Total Rushing Plays	26	23
Average gain per rushing play	5.6	3.7
Tackles for a loss – number and yards	2-4	2-5
NET YARDS PASSING	176	394
Times thrown – yards lost attempting to pass	2-5	0-0
Gross yards passing	181	394
PASS ATTEMPTS-COMPLETIONS-HAD INTERCEPTED	30-23-2	31-26-0
Average gain per pass play (inc. # thrown passing)	5.5	12.7
KICKOFFS Number-In End Zone-Touchbacks	3-0-0	7-1-1
PUNTS Number and Average	2-42.0	0-0.0
Had Blocked	0	0

	BRONCOS	COLTS
FGs – PATs Had Blocked	1-0	0-0
Net punting average	32.0	0.0
TOTAL RETURN YARDAGE (Not Including Kickoffs)	0	52
No. and Yards Punt Returns	0-0	0-0
No. and Yards Kickoff Returns	6-133	2-34
No. and Yards Interception Returns	0-0	2-52
PENALTIES Number and Yards	5-55	5-40
FUMBLES Number and Lost	2-1	3-1
TOUCHDOWNS	1	5
Rushing	0	0
Passing	1	5
Interceptions	0	2
EXTRA POINTS Made-Attempts	1-1	5-5
Kicking Made-Attempts	1-1	5-5
FIELD GOALS Made-Attempts	1-2	2-2
RED ZONE EFFICIENCY	1-1-100%	1-3-33%
GOAL TO GO EFFICIENCY	0-0-0%	1-3-33%
SAFETIES	0	0
FINAL SCORE	10	41
TIME OF POSSESSION	34:38	25:22

BRONCOS DEFENSIVE STATISTICS

(based on unofficial press box statistics)

PLAYER	UT	A	TT	S-YDS	I-YDS	PD	FF	FR
S. Brandon	10	0	10	0-0	0-0	0	0	0
K. Kennedy	6	2	8	0-0	0-0	0	0	0
A. Wilson	6	1	7	0-0	0-0	0	0	0
D. Spragan	3	2	5	0-0	0-0	0	0	0
J. Sykes	2	2	4	0-0	0-0	1	0	0
R. Hayward	3	0	3	0-0	0-0	0	0	1
M. Fatafehi	3	0	3	0-0	0-0	0	1	0
L. Walls	3	0	3	0-0	0-0	0	1	0
T. Pryce	2	0	2	0-0	0-0	0	0	0
K. Herndon	2	0	2	0-0	0-0	0	0	0
B. Berry	1	1	2	0-0	0-0	0	0	0
M. Pope	1	0	1	0-0	0-0	0	0	0
W. Middlebrooks	1	0	1	0-0	0-0	0	0	0
J. Spencer	1	0	1	0-0	0-0	0	0	0
D. Holland	0	1	1	0-0	0-0	0	0	0
C. Young	0	0	0	0-0	0-0	0	0	0
K. Burns	0	0	0	0-0	0-0	0	0	0
TEAM TOTALS	44	9	53	0-0	0-0	1	2	1

Baltimore 21, Denver 3

Sunday, Dec. 31, 2000 • 12:35 p.m. EST • PSINet Stadium • Baltimore

WEATHER: Mostly Sunny, 22º (wind chill 5º), Wind NNW 20-25 mph • **ATTENDANCE:** 69,638 • **TIME:** 2:54

2000 AFC Wild Card Playoff Game

The Denver Broncos' 2000 season ended with a 21-3 defeat at the hands of the Baltimore Ravens in an AFC Wild Card Playoff Game at PSINet Stadium in Baltimore on a blustery New Year's Eve day in front of 69,638 fans.

Denver's offense managed just 177 yards—the club's third-lowest output in 28 postseason games—and nine first downs against a record-setting Ravens defense, which put an end to the Broncos' seven-game postseason winning streak.

After a scoreless first quarter, Baltimore put up the first points when Jamal Lewis reached the end zone from one yard out early in the second quarter to cap a 10-play, 75-yard drive.

The Broncos answered with a 31-yard Jason Elam field goal to narrow the deficit to 7-3 when a promising 12-play, 68-yard drive stalled after a third-and-1 opportunity at the Ravens' 12-yard line. What followed would prove to be the play of the game, if not one of the more bizarre plays of the year.

The Ravens' Corey Harris returned the ensuing kickoff 15 yards to the Baltimore 42-yard line. On first-and-10, Baltimore's Trent Dilfer attempted a screen pass to Lewis, who tipped the ball into and out of the hands of Denver cornerback Terrell Buckley. The loose ball was grabbed out of the air by former Broncos tight end Shannon Sharpe, who dashed 58 yards for a touchdown, boosting the lead to 14-3 at the half.

Baltimore increased its lead to 21-3 late in the third quarter when Lewis ran 27 yards for his second touchdown of the day to cap the scoring.

Denver managed just 83 yards on its eight second-half possessions and was held scoreless to preserve the lowest scoring output (3) in franchise postseason history. The Broncos penetrated Ravens territory just once all day and ran only seven plays on the Baltimore side of the field.

Broncos quarterback Gus Frerotte, subbing for the injured Brian Griese, completed 13-of-28 passes for 124 yards with one interception. Denver's Ed McCaffrey led all receivers with eight catches for 75 yards (9.4 avg.).

Mike Anderson led the Broncos in rushing with 40 yards on 15 carries. Safety Billy Jenkins and defensive end Maa Tanuvasa each had sacks for the Broncos' defense, which held Baltimore to 240 net yards of total offense and forced 10 punts. Denver also allowed the Ravens to convert just 4-of-14 (28.6%) of their third-down attempts.

OFFICIALS:

Referee — Larry Nemmers (20); **Umpire** — Bob Wagner (100); **Head Linesman** — Tony Veteri (36); **Line Judge** — Ron Phares (10); **Field Judge** — Steve Zimmer (33); **Side Judge** — Doug Toole (4); **Back Judge** — Richard Reels (83); **Replay** — Bob Boylston.

DENVER BRONCOS

OFFENSE			DEFENSE		
WR	80	R. Smith	LE	98	M. Tanuvasa
LT	77	T. Jones	LT	94	K. Traylor
LG	64	L. Friedman	RT	93	T. Pryce
C	66	T. Nalen	RE	95	K. Pittman
RG	62	D. Neil	WLB	51	J. Mobley
RT	78	M. Lepsis	MLB	56	A. Wilson
TE	89	D. Carswell	SLB	53	B. Romanowski
WR	87	E. McCaffrey	LCB	39	R. Crockett
QB	12	G. Frerotte	RCB	27	T. Buckley
RB	38	M. Anderson	SS	32	B. Jenkins
FB	29	H. Griffith	FS	26	E. Brown

BRONCOS SUBSTITUTIONS: K 1 J. Elam, K 2 S. Lindsey, P 16 T. Rouen, QB 17 J. Jackson, CB 24 D. O'Neal, S 28 K. Kennedy, CB 33 J. Spencer, CB 35 J. Suttle, FB 42 D. Smith, RB 46 K. Coleman, S 48 G. Coghill, LB 52 I. Gold, LB 55 K. Burns, LB 59 G. Cadrez, C 60 K.C. Jones, G/T 65 C. Carlisle, WR 81 S. Montgomery, WR 83 T. McGriff, TE 86 B. Chamberlain, TE 88 De. Clark, DE 92 L. Archambeau, DE 96 H. Hasselbach, DT 97 M. Lodish. **DID NOT PLAY:** QB 14 B. Griese. **INACTIVE:** RB 30 T. Davis, S 47 Da. Clark, TE 82 B. Miller, WR 84 C. Cole, WR 85 C. Fields, DT 90 J. Johnson, DE 99 M. Reagor.

BALTIMORE RAVENS

OFFENSE			DEFENSE		
WR	87	Q. Ismail	LE	90	R. Burnett
LT	75	J. Ogden	LT	95	S. Adams
LG	64	E. Mulitalo	RT	98	T. Siragusa
C	60	J. Mitchell	RE	99	M. McCrary
RG	62	M. Flynn	LLB	58	P. Boulware
RT	70	H. Swayne	MLB	52	R. Lewis
TE	82	S. Sharpe	RLB	55	J. Sharper
TE	81	B. Coates	LCB	22	D. Starks
QB	8	T. Dilfer	RCB	21	C. McAlister
RB	31	Ja. Lewis	SS	20	K. Herring
FB	32	S. Gash	FS	26	R. Woodson

RAVENS SUBSTITUTIONS: K 3 M. Stover, P 5 K. Richardson, QB 12 T. Banks, FB 29 C. Evans, RB 33 P. Holmes, CB 35 R. Bailey, CB 38 J. Trapp, S 42 A. Mitchell, S 45 C. Harris, LB 50 B. Jackson, LB 51 C. Brown, LB 56 A. Davis, LB 57 O. Brigance, C 66 J. Hudson, OL 77 K. Vickers, DT 79 L. Webster, WR 80 B. Stokley, WR 83 P. Johnson, WR 84 Je. Lewis, WR 86 B. Davis, DT 91 L. Dalton, DE 93 K. Washington. **DID NOT PLAY:** OT 71 S. Folau. **INACTIVE:** 3QB 7 C. Redman, WR 11 M. Nash, CB 25 C. Love, S 43 A. Poindexter, OT 72 S. Williams, OG 74 O. Bobo, TE 85 J. Jones, DE 96 A. Thomas.

		1	2	3	4	OT	TOTAL
VISITOR	Denver Broncos	0	3	0	0	—	3
HOME	Baltimore Ravens	0	14	7	0	—	21

FIELD GOALS (made ( ) & missed)
J. Elam (31)

Team	Qtr	Clock Time	PLAY DESCRIPTION (Extra Point) (Drive Info)	SCORE Visitor	SCORE Home
RAVENS	2	11:43	Ja. Lewis 1 yd. run (M. Stover, kick) (10-75, 5:51)	0	7
BRONCOS	2	4:31	J. Elam 31 yd. Field Goal (12-68, 7:12)	3	7
RAVENS	2	4:06	S. Sharpe 58 yd. pass from T. Dilfer (M. Stover, kick) (1-58, 0:25)	3	14
RAVENS	3	3:19	Ja. Lewis 27 yd. run (M. Stover, kick) (2-28, 0:42)	3	21

FINAL INDIVIDUAL STATISTICS

Denver Broncos

RUSHING	ATT	YDS	AVG	LG	TD
M. Anderson	15	40	2.7	13	0
R. Smith	2	3	1.5	7	0
G. Frerotte	1	-1	-1.0	-1	0
TOTAL	**18**	**42**	**2.3**	**13**	**0**

PASSING	ATT	CMP	YDS	TKD/YD	TD	LG	IN	Rtg.
G. Frerotte	28	13	124	4/34	0	24	1	44.3
J. Jackson	10	5	54	1/9	0	19	0	66.3
TOTAL	**38**	**18**	**178**	**5/43**	**0**	**24**	**1**	**50.1**

PASS RECEIVING	NO	YDS	AVG	LG	TD
E. McCaffrey	8	75	9.4	16	0
R. Smith	3	58	19.3	24	0
M. Anderson	2	10	5.0	8	0
D. Carswell	2	8	4.0	6	0
H. Griffith	1	16	16.0	16	0
T. McGriff	1	6	6.0	6	0
De. Clark	1	5	5.0	5	0
TOTAL	**18**	**178**	**9.9**	**24**	**0**

INTERCEPTIONS	NO	YDS	AVG	LG	TD
TOTAL	**0**	**0**	**0.0**	**—**	**0**

PUNTING	NO	YDS	AVG	NET	TB	IN20	LG
T. Rouen	9	346	38.4	35.6	0	0	62
TOTAL	**9**	**346**	**38.4**	**35.6**	**0**	**0**	**62**

PUNT RETURNS	NO	YDS	AVG	FC	LG	TD
D. O'Neal	3	13	4.3	0	7	0
D. Smith	1	0	0.0	0	0	0
T. Buckley	0	0	0.0	1	—	0
(DOWNED)	3	0	0.0	0	—	0
(TOUCHBACK)	2	0	0.0	0	—	0
RETURNS	**4**	**13**	**3.3**	**1**	**7**	**0**

KICKOFF RETURNS	NO	YDS	AVG	FC	LG	TD
B. Chamberlain	1	15	15.0	0	15	0
D. Smith	1	15	15.0	0	15	0
D. O'Neal	1	13	13.0	0	13	0
(TOUCHBACK)	1	0	0.0	0	—	0
RETURNS	**3**	**43**	**14.3**	**0**	**15**	**0**

Denver Broncos FUMBLES	Fum	Lost	Own Rec.	Yds	TD	FF	Opp. Rec.	Yds	TD	Out Bnds
B. Jenkins	0	0	0	0	0	1	0	0	0	0
TOTAL	**0**	**0**	**0**	**0**	**0**	**1**	**0**	**0**	**0**	**0**

Baltimore Ravens

RUSHING	ATT	YDS	AVG	LG	TD
Ja. Lewis	30	110	3.7	**27**	2
P. Holmes	5	6	1.2	4	0
Je. Lewis	1	5	5.0	5	0
T. Dilfer	1	2	2.0	2	0
T. Banks	1	-1	-1.0	-1	0
TOTAL	**38**	**122**	**3.2**	**27**	**2**

PASSING	ATT	CMP	YDS	TKD/YD	TD	LG	IN	Rtg.
T. Dilfer	14	9	130	2/12	1	**58**	0	118.2
T. Banks	1	0	0	0/0	0	0	0	39.6
TOTAL	**15**	**9**	**130**	**2/12**	**1**	**58**	**0**	**110.4**

PASS RECEIVING	NO	YDS	AVG	LG	TD
Q. Ismail	4	35	8.8	15	0
S. Sharpe	3	73	24.3	**58**	1
Ja. Lewis	1	15	15.0	15	0
S. Gash	1	7	7.0	7	0
TOTAL	**9**	**130**	**14.4**	**58**	**1**

INTERCEPTIONS	NO	YDS	AVG	LG	TD
R. Lewis	1	4	4.0	4	0
TOTAL	**1**	**4**	**4.0**	**4**	**0**

PUNTING	NO	YDS	AVG	NET	TB	IN20	LG
K. Richardson	10	383	38.3	33.0	2	4	66
TOTAL	**10**	**383**	**38.3**	**33.0**	**2**	**4**	**66**

PUNT RETURNS	NO	YDS	AVG	FC	LG	TD
Je. Lewis	4	26	6.5	2	17	0
(DOWNED)	3	0	0.0	0	—	0
RETURNS	**4**	**26**	**6.5**	**2**	**17**	**0**

KICKOFF RETURNS	NO	YDS	AVG	FC	LG	TD
C. Harris	1	15	15.0	0	15	0
B. Coates	1	8	8.0	0	8	0
RETURNS	**2**	**23**	**11.5**	**0**	**15**	**0**

Baltimore Ravens FUMBLES	Fum	Lost	Own Rec.	Yds	TD	FF	Opp. Rec.	Yds	TD	Out Bnds
T. Dilfer	1	0	0	0	0	0	0	0	0	0
J. Ogden	0	0	1	0	0	0	0	0	0	0
TOTAL	**1**	**0**	**1**	**0**	**0**	**0**	**0**	**0**	**0**	**0**

FINAL TEAM STATISTICS

	BRONCOS	RAVENS
TOTAL FIRST DOWNS	9	13
By Rushing	1	5
By Passing	8	7
By Penalty	0	1
THIRD DOWN EFFICIENCY	3-16-19%	4-14-29%
FOURTH DOWN EFFICIENCY	1-3-33%	0-0-0%
TOTAL NET YARDS	177	240
Total Offensive Plays (inc. times thrown passing)	61	55
Average gain per offensive play	2.9	4.4
NET YARDS RUSHING	42	122
Total Rushing Plays	18	38
Average gain per rushing play	2.3	3.2
Tackles for a loss – number and yards	1-4	3.6
NET YARDS PASSING	135	118
Times thrown – yards lost attempting to pass	5-43	2-12
Gross yards passing	178	130
PASS ATTEMPTS-COMPLETIONS-HAD INTERCEPTED	38-18-1	15-9-0
Average gain per pass play (inc. # thrown passing)	3.1	6.9
KICKOFFS Number-In End Zone-Touchbacks	2-0-0	4-1-1

	BRONCOS	RAVENS
PUNTS Number and Average	9-38.4	10-38.3
Had Blocked	0	0
FGs – PATs Had Blocked	0-0	0-0
Net punting average	35.6	33
TOTAL RETURN YARDAGE (Not Including Kickoffs)	13	30
No. and Yards Punt Returns	4-13	4-26
No. and Yards Kickoff Returns	3-43	2-23
No. and Yards Interception Returns	0-0	1-4
PENALTIES Number and Yards	6-33	4-30
FUMBLES Number and Lost	0-0	1-0
TOUCHDOWNS	0	3
Rushing	0	2
Passing	0	1
EXTRA POINTS Made-Attempts	0-0	3-3
Kicking Made-Attempts	0-0	3-3
FIELD GOALS Made-Attempts	1-1	0-0
SAFETIES	0	0
FINAL SCORE	3	21
TIME OF POSSESSION	27:37	32:23

BRONCOS DEFENSIVE STATISTICS

(based on unofficial press box statistics)

PLAYER	UT	A	TT	S-YDS	I-YDS	PD	FF	FR
B. Jenkins	10	2	12	1-10	0-0	0	1	0
T. Pryce	7	0	7	0-0	0-0	1	0	0
J. Mobley	6	0	6	0-0	0-0	0	0	0
A. Wilson	4	2	6	0-0	0-0	0	0	0
E. Brown	4	1	5	0-0	0-0	0	0	0
M. Tanuvasa	3	2	5	1-2	0-0	0	0	0
H. Hasselbach	4	0	4	0-0	0-0	0	0	0
B. Romanowski	2	2	4	0-0	0-0	0	0	0
K. Pittman	2	1	3	0-0	0-0	0	0	0
R. Crockett	2	0	2	0-0	0-0	0	0	0
I. Gold	1	0	1	0-0	0-0	0	0	0
M. Lodish	1	0	1	0-0	0-0	0	0	0
K. Traylor	0	1	1	0-0	0-0	0	0	0
L. Archambeau	0	0	0	0-0	0-0	0	0	0
T. Buckley	0	0	0	0-0	0-0	0	0	0
G. Gadrez	0	0	0	0-0	0-0	0	0	0
D. O'Neal	0	0	0	0-0	0-0	0	0	0
J. Spencer	0	0	0	0-0	0-0	0	0	0
TEAM TOTALS	**46**	**11**	**57**	**2-12**	**0-0**	**1**	**1**	**0**

Denver 34, Atlanta 19

Sunday, Jan. 31, 1999 • 6:25 p.m. EST • Pro Player Stadium • Miami

WEATHER: Mostly Cloudy, 73º, Wind E 10 mph • **ATTENDANCE:** 74,803 • **TIME:** 3:18

Super Bowl XXXIII

The Denver Broncos clinched their second consecutive World Championship with a 34-19 victory over the Atlanta Falcons in Super Bowl XXXIII before 74,803 fans at Miami's Pro Player Stadium and millions more watching around the world. Denver became just the sixth franchise in NFL history to win back-to-back Super Bowl titles and posted the seventh repeat championship in Super Bowl history.

Quarterback John Elway claimed the game's Most Valuable Player award by completing 18-of-29 passes for 336 yards (third most in Super Bowl history at the time), including an 80-yard scoring toss to Rod Smith in the second quarter that tied for the second-longest TD pass in Super Bowl history. Elway also ran for a 3-yard score in the fourth quarter, making him the oldest player (38) to score a touchdown in the Super Bowl, eclipsing the mark he set a year earlier by scoring in Super Bowl XXXII.

Elway's accurate passing and the effective running of Terrell Davis, who set an NFL record with his seventh consecutive 100-yard game in the postseason (102 yards), kept the Falcons off balance all night. The Broncos' defense chipped in with two sacks and four takeaways, including two interceptions by Darrien Gordon, who set a Super Bowl record for most interception return yards in a game (108).

Atlanta took the opening kickoff and capped its drive with a 32-yard Morten Andersen field goal before Denver answered with the game's next 17 points. The first score came on a 1-yard run by Howard Griffith that ended a 10-play, 80-yard opening drive by the Broncos, and the lead was increased to 10-3 on a 26-yard Jason Elam field goal that capped Denver's third possession. After Andersen missed a 26-yard field goal attempt, the Broncos answered with the Elway-to-Smith 80-yard score on the next play to push the lead to 17-3. The Falcons narrowed the margin to 17-6 at halftime with a 28-yard Andersen field goal.

After a scoreless third quarter, Denver took advantage of Gordon's first interception by capping a short 24-yard drive with another Griffith 1-yard touchdown run early in the fourth quarter. Gordon's second interception set up Elway's 3-yard touchdown run that put Denver ahead 31-6 with 11:20 remaining. Two late touchdowns by Atlanta, sandwiched around a 37-yard Elam field goal, produced the final margin.

OFFICIALS:

Referee — Bernie Kukar (86); **Umpire** — Jim Daopoulos (75); **Head Linesman** — Sanford Rivers (21); **Line Judge** — Ron Baynes (56); **Field Judge** — Tim Millis (80); **Side Judge** — Gary Lane (120); **Back Judge** — Don Hakes (96).

DENVER BRONCOS

OFFENSE			DEFENSE		
WR	80	R. Smith	LE	96	H. Hasselbach
LT	77	T. Jones	LT	94	K. Traylor
LG	69	M. Schlereth	RT	93	T. Pryce
C	66	T. Nalen	RE	98	M. Tanuvasa
RG	62	D. Neil	WLB	51	J. Mobley
RT	74	H. Swayne	MLB	59	G. Cadrez
TE	84	S. Sharpe	SLB	53	B. Romanowski
WR	87	E. McCaffrey	LCB	39	R. Crockett
QB	7	J. Elway	RCB	21	D. Gordon
HB	30	T. Davis	SS	34	T. Braxton
FB	29	H. Griffith	FS	27	S. Atwater

BRONCOS SUBSTITUTIONS: K 1 J. Elam, QB 6 B. Brister, P 16 T. Rouen, CB 20 T. James, RB 22 V. Hebron, CB 25 D. Johnson, CB 28 T. Paul, RB 31 D. Loville, RB 37 A. Lynn, FB 42 D. Smith, S 48 G. Coghill, LB 56 K. Burns, G 63 D. Diaz-Infante, T 78 M. Lepsis, WR 82 M. Nash, WR 85 W. Green, TE 86 B. Chamberlain, TE 89 D. Carswell, DE 90 N. Smith, DE 91 A. Williams, DE 95 M. Washington, DT 97 M. Lodish, LB 99 S. Joyner. **INACTIVE:** QB 14 B. Griese, S 26 E. Brown, LB 54 N. Wayne, C 60 K.C. Jones, T 70 T. Teague, DE 73 C. Brown, G 79 C. Banks, WR 83 J. Armour.

ATLANTA FALCONS

OFFENSE			DEFENSE		
WR	80	T. Martin	LE	92	L. Archambeau
LT	70	B. Whitfield	LT	98	T. Hall
LG	68	C. Collins	RT	75	S. Dronett
C	61	R. Tobeck	RE	90	C. Smith
RG	69	G. Williams	WLB	97	C. Bennett
RT	74	E. Salaam	MLB	58	J. Tuggle
TE	88	O.J. Santiago	SLB	94	H. Crockett
WR	81	T. Mathis	LCB	34	R. Buchanan
QB	12	C. Chandler	RCB	20	M. Booker
RB	32	J. Anderson	SS	35	W. White
FB	85	B. Kozlowski	FS	41	E. Robinson

FALCONS SUBSTITUTIONS: P 4 D. Stryzinski, K 5 M. Andersen, CB 21 E. Williams, CB 23 R. Bradford, S 25 D. Bush, RB 28 H. Green, CB 29 R. Fuller, FB 45 G. Downs, LB 52 C. Sauer, LB 54 R. Hamilton, LB 56 K. Brooking, LB 59 B. Talley, G 64 B. Hallen, C/G 67 A. Schreiber, T 76 J. Portilla, WR 82 R. Harris, WR 83 T. Dwight, TE 86 E. Smith, DE 91 J. Burrough, DT 95 E. Tuaolo, DE 96 A. Edwards. **DID NOT PLAY:** QB 17 S. DeBerg, RB 33 K. Oxendine. **INACTIVE:** QB 13 T. Graziani, CB 26 D. Anderson, S 27 O. Brown, S 47 C. Bayne, G/C 79 D. Widell, TE 84 R. Monroe, WR 89 T. Kinchen, DE 93 S. Swayda.

		1	2	3	4	OT	TOTAL
VISITOR	Denver Broncos	7	10	0	17	—	34
HOME	Atlanta Falcons	3	3	0	13	—	19

FIELD GOALS (made ( ) & missed)
J. Elam (26) 38WR 48WL (37)
M. Andersen (32) 26WR (28)

Team	Qtr	Clock Time	PLAY DESCRIPTION (Extra Point) (Drive Info)	SCORE Visitor	SCORE Home
FALCONS	1	9:35	M. Andersen 32 yd. Field Goal (10-48, 5:25)	0	3
BRONCOS	1	3:55	H. Griffith 1 yd. run (J. Elam, kick) (10-80, 5:40)	7	3
BRONCOS	2	9:17	J. Elam 26 yd. Field Goal (11-63, 4:58)	10	3
BRONCOS	2	4:54	R. Smith 80 yd. pass from J. Elway (J. Elam, kick) (1-80, 0:13)	17	3
FALCONS	2	2:25	M. Andersen 28 yd. Field Goal (7-38, 2:29)	17	6
BRONCOS	4	14:56	H. Griffith 1 yd. run (J. Elam, kick) (5-24, 1:50)	24	6
BRONCOS	4	11:20	J. Elway 3 yd. run (J. Elam, kick) (3-48, 1:17)	31	6
FALCONS	4	11:01	T. Dwight 94 yd. kickoff return (M. Andersen, kick)	31	13
BRONCOS	4	7:08	J. Elam 37 yd. Field Goal (7-36, 3:53)	34	13
FALCONS	4	2:04	T. Mathis 3 yd. pass from C. Chandler (2-pt. Attempt Failed) (16-76, 5:04)	34	19

FINAL INDIVIDUAL STATISTICS

Denver Broncos

RUSHING	ATT	YDS	AVG	LG	TD
T. Davis	25	102	4.1	15	0
H. Griffith	4	9	2.3	4	2
D. Loville	2	8	4.0	6	0
J. Elway	3	2	0.7	3	1
R. Smith	1	1	1.0	1	0
B. Brister	1	-1	-1.0	-1	0
TOTAL	**36**	**121**	**3.4**	**15**	**3**

PASSING	ATT	CMP	YDS	TKD/YD	TD	LG	IN	Rtg.
J. Elway	29	18	336	0/0	1	80	1	99.2
TOTAL	**29**	**18**	**336**	**0/0**	**1**	**80**	**1**	**99.2**

PASS RECEIVING	NO	YDS	AVG	LG	TD
R. Smith	5	152	30.4	80	1
E. McCaffrey	5	72	14.4	25	0
B. Chamberlain	3	29	9.7	13	0
T. Davis	2	50	25.0	39	0
S. Sharpe	2	26	13.0	14	0
H. Griffith	1	7	7.0	7	0
TOTAL	**18**	**336**	**18.7**	**80**	**1**

INTERCEPTIONS	NO	YDS	AVG	LG	TD
D. Gordon	2	108	54.0	58	0
D. Johnson	1	28	28.0	28	0
TOTAL	**3**	**136**	**45.3**	**58**	**0**

PUNTING	NO	YDS	AVG	NET	TB	IN20	LG
T. Rouen	1	35	35.0	35.0	0	1	35
TOTAL	**1**	**35**	**35.0**	**35.0**	**0**	**1**	**35**

PUNT RETURNS	NO	YDS	AVG	FC	LG	TD
(DOWNED)	1	0	0.0	0	—	0
RETURNS	**1**	**0**	**0.0**	**0**	**—**	**0**

KICKOFF RETURNS	NO	YDS	AVG	FC	LG	TD
V. Hebron	2	42	21.0	0	26	0
B. Chamberlain	1	2	2.0	0	2	0
RETURNS	**3**	**44**	**14.7**	**0**	**26**	**0**

Denver Broncos FUMBLES	Fum	Own Lost	Own Rec.	Own Yds	Own TD	Opp. FF	Opp. Rec.	Opp. Yds	Opp. TD	Out Bnds
G. Coghill	0	0	0	0	0	1	0	0	0	0
T. Braxton	0	0	0	0	0	0	1	4	0	0
TOTAL	**0**	**0**	**0**	**0**	**0**	**1**	**1**	**4**	**0**	**0**

Atlanta Falcons

RUSHING	ATT	YDS	AVG	LG	TD
J. Anderson	18	96	5.3	15	0
C. Chandler	4	30	7.5	12	0
T. Dwight	1	5	5.0	5	0
TOTAL	**23**	**131**	**5.7**	**15**	**0**

PASSING	ATT	CMP	YDS	TKD/YD	TD	LG	IN	Rtg.
C. Chandler	35	19	219	2/13	1	30	3	47.2
TOTAL	**35**	**19**	**219**	**2/13**	**1**	**30**	**3**	**47.2**

PASS RECEIVING	NO	YDS	AVG	LG	TD
T. Mathis	7	85	12.1	30	1
T. Martin	5	79	15.8	23	0
J. Anderson	3	16	5.3	9	0
R. Harris	2	21	10.5	13	0
OJ. Santiago	1	13	13.0	13	0
B. Kozlowski	1	5	5.0	5	0
TOTAL	**19**	**219**	**11.5**	**30**	**1**

INTERCEPTIONS	NO	YDS	AVG	LG	TD
R. Bradford	1	1	1.0	1	0
TOTAL	**1**	**1**	**1.0**	**1**	**0**

PUNTING	NO	YDS	AVG	NET	TB	IN20	LG
D. Stryzinski	1	39	39.0	39.0	0	0	39
TOTAL	**1**	**39**	**39.0**	**39.0**	**0**	**0**	**39**

PUNT RETURNS	NO	YDS	AVG	FC	LG	TD
T. Dwight	0	0	0.0	1	—	0
RETURNS	**0**	**0**	**0.0**	**1**	**—**	**0**

KICKOFF RETURNS	NO	YDS	AVG	FC	LG	TD
T. Dwight	5	210	42.0	0	94	1
B. Kozlowski	2	17	8.5	0	16	0
RETURNS	**7**	**227**	**32.4**	**0**	**94**	**1**

Atlanta Falcons FUMBLES	Fum	Own Lost	Own Rec.	Own Yds	Own TD	Opp. FF	Opp. Rec.	Opp. Yds	Opp. TD	Out Bnds
J. Anderson	1	1	0	0	0	0	0	0	0	0
TOTAL	**1**	**1**	**0**	**0**	**0**	**0**	**0**	**0**	**0**	**0**

FINAL TEAM STATISTICS

	BRONCOS	FALCONS
TOTAL FIRST DOWNS	22	21
By Rushing	8	8
By Passing	14	12
By Penalty	0	1
THIRD DOWN EFFICIENCY	6-13-46%	5-11-45%
FOURTH DOWN EFFICIENCY	0-1-0%	1-2-50%
TOTAL NET YARDS	457	337
Total Offensive Plays (inc. times thrown passing)	65	60
Average gain per offensive play	7.0	5.6
NET YARDS RUSHING	121	131
Total Rushing Plays	36	23
Average gain per rushing play	3.4	5.7
NET YARDS PASSING	336	206
Times thrown – yards lost attempting to pass	0-0	2-13
Gross yards passing	336	219
PASS ATTEMPTS-COMPLETIONS-HAD INTERCEPTED	29-18-1	35-19-3
Average gain per pass play (inc. # thrown passing)	11.6	5.6
KICKOFFS Number-In End Zone-Touchbacks	7-0-0	5-2-1
PUNTS Number and Average	1-35	1-39
Had Blocked	0	0

	BRONCOS	FALCONS
FGs – PATs Had Blocked	0-0	0-0
TOTAL RETURN YARDAGE (Not Including Kickoffs)	136	1
No. and Yards Punt Returns	0-0	0-0
No. and Yards Kickoff Returns	3-44	7-227
No. and Yards Interception Returns	3-136	1-1
PENALTIES Number and Yards	4-61	0-0
FUMBLES Number and Lost	0-0	1-1
TOUCHDOWNS	4	2
Rushing	3	0
Passing	1	1
Kickoff Returns	0	1
EXTRA POINTS Made-Attempts	4-4	1-2
Kicking Made-Attempts	4-4	1-1
Passing Made-Attempts	0-0	0-1
FIELD GOALS Made-Attempts	2-4	2-3
SAFETIES	0	0
FINAL SCORE	34	19
TIME OF POSSESSION	31:23	28:37

BRONCOS DEFENSIVE STATISTICS

(based on unofficial press box statistics)

PLAYER	UT	A	TT	S-YDS	I-YDS	PD	FF	FR
G. Cadrez	4	4	8	0-0	0-0	0	0	0
S. Atwater	4	3	7	0-0	0-0	1	0	0
R. Crockett	5	0	5	0-0	0-0	0	0	0
B. Romanowski	4	1	5	1-7	0-0	1	0	0
D. Gordon	2	1	3	0-0	2-108	3	0	0
M. Tanuvasa	2	1	3	0-0	0-0	0	0	0
J. Mobley	1	2	3	1-6	0-0	0	0	0
K. Traylor	1	2	3	0-0	0-0	1	0	0
A. Williams	2	0	2	0-0	0-0	2	0	0
T. Braxton	1	1	2	0-0	0-0	1	0	1

PLAYER	UT	A	TT	S-YDS	I-YDS	PD	FF	FR
H. Hasselbach	1	1	2	0-0	0-0	0	0	0
G. Coghill	1	0	1	0-0	0-0	0	1	0
D. Johnson	1	0	1	0-0	1-28	1	0	0
M. Washington	1	0	1	0-0	0-0	0	0	0
T. Pryce	0	1	1	0-0	0-0	0	0	0
N. Smith	0	1	1	0-0	0-0	0	0	0
T. James	0	0	0	0-0	0-0	1	0	0
M. Lodish	0	0	0	0-0	0-0	0	0	0
TEAM TOTALS	**30**	**18**	**48**	**2-13**	**3-136**	**11**	**1**	**1**

Denver 23, N.Y. Jets 10

Sunday, Jan. 17, 1999 • 2:15 p.m. MST • Mile High Stadium • Denver

WEATHER: Sunny, 41° (wind chill 18°), Wind NW 24 mph • **ATTENDANCE:** 75,482 • **TIME:** 3:16

1998 AFC Championship Game

The Broncos clinched their AFC-record sixth berth in a Super Bowl by defeating the New York Jets 23-10 in the AFC Championship Game before a crowd of 75,482 fans at Mile High Stadium and a CBS national television audience.

After failing to score in the first half, the Broncos scored 20 third-quarter points to take control of the game. The win propelled Denver to the Super Bowl for the second consecutive season, matching the back-to-back Super Bowl appearances of the 1986 and '87 Broncos.

The Jets took a 10-0 lead after John Hall's 32-yard field goal in the second quarter and Curtis Martin's 1-yard touchdown run early in the third quarter that was set up by a blocked punt at the Broncos' 1-yard line. That touchdown proved to be just the wake-up call that Denver needed to ignite its offense as well as the unusually quiet Mile High crowd. On first-and-10 from the 36-yard line, John Elway connected with Ed McCaffrey on a 47-yard pass play before finding fullback Howard Griffith for an 11-yard touchdown pass to narrow the Jets' lead to 10-7.

Then, a wind-stifled kickoff fumble was recovered by Broncos linebacker Keith Burns and turned into a 44-yard Jason Elam field goal to tie the game. Following another Elam field goal, the Broncos opened up a 10-point lead, 20-10, on Terrell Davis' 31-yard touchdown run late in the third quarter.

The Broncos' defense, which deserved credit for keeping the club in the game in the first half while the offense sputtered, forced six turnovers (including two interceptions by Darrien Gordon) and held the Jets to 14 yards on 13 rushes. The four opponent fumbles recovered by Denver set a franchise post-season record.

Davis set numerous records during the contest, including passing his own NFL-record total of 2,331 yards rushing in an entire season (regular and postseason combined) set in 1997 and rushing for 100 yards for the sixth consecutive postseason game to tie John Riggins for the most all time. He also passed Larry Csonka and Riggins for seventh and sixth place in career postseason rushing yards. Tight end Shannon Sharpe (two catches) tied Vance Johnson (40) for the most career receptions in the postseason by a Bronco while Elam's three field goals tied a Denver single-game playoff record.

With its win, Denver maintained a perfect record (12-0) when leading after three quarters in the playoffs.

OFFICIALS:

Referee — Ed Hochuli (85); **Umpire** — Chad Brown (31); **Head Linesman** — George Hayward (54); **Line Judge** — Tom Barnes (55); **Field Judge** — Tom Sifferman (118); **Side Judge** — Doug Toole (4); **Back Judge** — Richard Reels (83).

DENVER BRONCOS

OFFENSE			DEFENSE		
WR	80	R. Smith	LE	96	H. Hasselbach
LT	77	T. Jones	LT	94	K. Traylor
LG	69	M. Schlereth	RT	93	T. Pryce
C	66	T. Nalen	RE	98	M. Tanuvasa
RG	62	D. Neil	WLB	51	J. Mobley
RT	74	H. Swayne	MLB	59	G. Cadrez
TE	84	S. Sharpe	SLB	53	B. Romanowski
WR	87	E. McCaffrey	LCB	39	R. Crockett
QB	7	J. Elway	RCB	21	D. Gordon
HB	30	T. Davis	CB	25	D. Johnson
TE	89	D. Carswell	FS	27	S. Atwater

BRONCOS SUBSTITUTIONS: K 1 J. Elam, P 16 T. Rouen, CB 20 T. James, RB 22 V. Hebron, CB 28 T. Paul, FB 29 H. Griffith, RB 31 D. Loville, S 34 T. Braxton, RB 37 A. Lynn, FB 42 D. Smith, S 48 G. Coghill, LB 56 K. Burns, G 63 D. Diaz-Infante, T 78 M. Lepsis, WR 82 M. Nash, WR 85 W. Green, TE 86 B. Chamberlain, DE 90 N. Smith, DE 91 A. Williams, DE 95 M. Washington, DT 97 M. Lodish, LB 99 S. Joyner. **DID NOT PLAY:** QB 6 B. Brister. **INACTIVE:** QB 14 B. Griese, S 26 E. Brown, LB 54 N. Wayne, C 60 K.C. Jones, T 70 T. Teague, DE 73 C. Brown, G 79 C. Banks, WR 83 J. Armour.

NEW YORK JETS

OFFENSE			DEFENSE		
WR	19	K. Johnson	LE	95	R. Lyle
LT	76	J. Elliott	LT	72	J. Ferguson
LG	62	T. Burger	RE	98	A. Pleasant
C	68	K. Mawae	OLB	53	C. Cascadden
RG	70	M. O'Dwyer	LLB	57	M. Lewis
RT	69	J. Fabini	MLB	52	P. Johnson
TE	88	K. Brady	RLB	51	B. Cox
WR	80	W. Chrebet	LCB	24	R. Mickens
QB	16	V. Testaverde	RCB	45	O. Smith
RB	28	C. Martin	SS	21	V. Green
FB	41	K. Byars	FS	44	C. Brown

JETS SUBSTITUTIONS: K 9 J. Hall, P 17 J. Kidd, RB 22 D. Meggett, S 23 K. WIlliams, S 30 C. Hayes, CB 31 A. Glenn, CB 42 M. Coleman, S 47 S. Frost, LB 50 R. Holmberg, LB 54 D. Gordon, LB 58 J. Farrior, C/G 65 J. Hudson, C/G 67 M. Gisler, T/G 71 K. Jenkins, TE 82 B. Spence, TE 84 F. Baxter, WR 86 A. Van Dyke, WR 89 D. Ward, DE 92 B. Hamilton, DT 93 E. Logan, DE 99 E. Ogbogu. **DID NOT PLAY:** QB 6 R. Lucas, RB 20 R. Anderson. **INACTIVE:** QB 4 G. Foley, S 26 J. Henderson, FB 33 J. Sowell, G/T 60 D. Karczewski, G 66 A. Bernstein, DT 75 C. Hansen, G 79 J. Bundren, DE 97 D. Boose.

		1	2	3	4	OT	TOTAL
VISITOR	New York Jets	0	3	7	0	—	10
HOME	Denver Broncos	0	0	20	3	—	23

FIELD GOALS (made ( ) & missed)
J. Hall 42WR (32)
J. Elam (44) (48) (35)

Team	Qtr	Clock Time	PLAY DESCRIPTION (Extra Point) (Drive Info)	SCORE Visitor	SCORE Home
JETS	2	0:00	J. Hall 32 yd. Field Goal (6-46, 0:38)	3	0
JETS	3	11:56	C. Martin 1 yd. run (J. Hall, kick) (1-1, 0:04)	10	0
BRONCOS	3	10:18	H. Griffith 11 yd. pass from J. Elway (J. Elam, kick) (3-64, 1:38)	10	7
BRONCOS	3	8:23	J. Elam 44 yd. Field Goal (4-5, 1:46)	10	10
BRONCOS	3	2:58	J. Elam 48 yd. Field Goal (8-27, 3:14)	10	13
BRONCOS	3	0:18	T. Davis 31 yd. run (J. Elam, kick) (3-38, 1:24)	10	20
BRONCOS	4	3:40	J. Elam 35 yd. Field Goal (4-1, 1:00)	10	23

FINAL INDIVIDUAL STATISTICS

New York Jets

RUSHING	ATT	YDS	AVG	LG	TD
C. Martin	13	14	1.1	4	1
TOTAL	13	14	1.1	4	1

PASSING	ATT	CMP	YDS	TKD/YD	TD	LG	IN	Rtg.
V. Testaverde	52	31	356	0/0	0	28	2	64.3
TOTAL	52	31	356	0/0	0	28	2	64.3

PASS RECEIVING	NO	YDS	AVG	LG	TD
W. Chrebet	8	121	15.1	28	0
K. Johnson	7	73	10.4	25	0
D. Ward	5	61	12.2	26	0
C. Martin	4	39	9.8	27	0
K. Byars	3	33	11.0	19	0
K. Brady	2	11	5.5	8	0
A. Van Dyke	1	16	16.0	16	0
D. Meggett	1	2	2.0	2	0
TOTAL	31	356	11.5	28	0

INTERCEPTIONS	NO	YDS	AVG	LG	TD
TOTAL	0	0	0.0	—	0

PUNTING	NO	YDS	AVG	NET	TB	IN20	LG
J. Kidd	7	335	47.9	36.6	0	3	53
TOTAL	7	335	47.9	36.6	0	3	53

PUNT RETURNS	NO	YDS	AVG	FC	LG	TD
D. Meggett	3	43	14.3	0	33	0
(DOWNED)	3	0	0.0	0	—	0
(OUT OF BOUNDS)	1	0	0.0	0	—	0
RETURNS	3	43	14.3	0	33	0

KICKOFF RETURNS	NO	YDS	AVG	FC	LG	TD
D. Meggett	3	32	10.7	0	16	0
B. Hamilton	1	14	14.0	0	14	0
J. Farrior	1	0	0.0	0	0	0
(TOUCHBACK)	1	0	0.0	0	—	0
RETURNS	5	46	9.2	0	16	0

New York Jets FUMBLES	Fum	Lost	Own Rec.	Yds	TD	FF	Opp. Rec.	Yds	TD	Out Bnds
C. Martin	1	1	0	0	0	0	0	0	0	0
K. Byars	1	1	0	0	0	0	0	0	0	0
J. Farrior	1	1	0	0	0	0	0	0	0	0
A. Van Dyke	1	1	0	0	0	0	0	0	0	0
TOTAL	4	4	0	0	0	0	0	0	0	0

Denver Broncos

RUSHING	ATT	YDS	AVG	LG	TD
T. Davis	32	167	5.2	31	1
J. Elway	3	13	4.3	9	0
D. Loville	2	7	3.5	4	0
T. Rouen	1	-9	-9.0	-9	0
TOTAL	38	178	4.7	31	1

PASSING	ATT	CMP	YDS	TKD/YD	TD	LG	IN	Rtg.
J. Elway	34	13	173	3/20	1	47	0	65.0
TOTAL	34	13	173	3/20	1	47	0	65.0

PASS RECEIVING	NO	YDS	AVG	LG	TD
E. McCaffrey	3	66	22.0	47	0
R. Smith	3	37	12.3	15	0
B. Chamberlain	2	26	13.0	16	0
S. Sharpe	2	14	7.0	8	0
T. Davis	1	12	12.0	12	0
H. Griffith	1	11	11.0	11	1
D. Carswell	1	7	7.0	7	0
TOTAL	13	173	13.3	47	1

INTERCEPTIONS	NO	YDS	AVG	LG	TD
D. Gordon	2	48	24.0	30	0
TOTAL	2	48	24.0	48	0

PUNTING	NO	YDS	AVG	NET	TB	IN20	LG
T. Rouen	7	317	45.3	39.1	0	3	59
(BLOCKED)	1	0	0.0	0.0	0	0	0
TOTAL	8	317	39.6	34.3	0	3	59

PUNT RETURNS	NO	YDS	AVG	FC	LG	TD
D. Gordon	5	79	15.8	0	36	0
(DOWNED)	1	0	0.0	0	—	0
(OUT OF BOUNDS)	1	0	0.0	0	—	0
RETURNS	5	79	15.8	0	36	0

KICKOFF RETURNS	NO	YDS	AVG	FC	LG	TD
V. Hebron	1	28	28.0	0	28	0
(TOUCHBACK)	1	0	0.0	0	—	0
RETURNS	1	28	28.0	0	28	0

Denver Broncos FUMBLES	Fum	Lost	Own Rec.	Yds	TD	FF	Opp. Rec.	Yds	TD	Out Bnds
T. Braxton	0	0	0	0	0	0	1	0	0	0
J. Elway	1	0	0	-6	0	0	0	0	0	0
T. Davis	0	0	1	0	0	0	0	0	0	0
T. Rouen	1	0	1	0	0	0	0	0	0	0
B. Romanowski	0	0	0	0	0	1	1	-2	0	0
J. Mobley	0	0	0	0	0	0	1	0	0	0
K. Burns	0	0	0	0	0	0	1	0	0	0
S. Atwater	0	0	0	0	0	1	0	0	0	0
A. Williams	0	0	0	0	0	1	0	0	0	0
TOTAL	2	0	2	-6	0	3	4	-2	0	0

FINAL TEAM STATISTICS

	JETS	BRONCOS
TOTAL FIRST DOWNS	18	14
By Rushing	1	8
By Passing	17	6
By Penalty	0	0
THIRD DOWN EFFICIENCY	3-12-25%	4-19-21%
FOURTH DOWN EFFICIENCY	1-1-100%	1-4-25%
TOTAL NET YARDS	370	331
Total Offensive Plays (inc. times thrown passing)	65	75
Average gain per offensive play	5.7	4.4
NET YARDS RUSHING	14	178
Total Rushing Plays	13	38
Average gain per rushing play	1.1	4.7
NET YARDS PASSING	356	153
Times thrown – yards lost attempting to pass	0-0	3-20
Gross yards passing	356	173
PASS ATTEMPTS-COMPLETIONS-HAD INTERCEPTED	52-31-2	34-13-0
Average gain per pass play (inc. # thrown passing)	6.8	4.1
KICKOFFS Number-In End Zone-Touchbacks	2-1-1	6-1-1

	JETS	BRONCOS
PUNTS Number and Average	7-47.9	8-39.6
Had Blocked	0	1
FGs – PATs Had Blocked	0-0	0-0
TOTAL RETURN YARDAGE (Not Including Kickoffs)	43	127
No. and Yards Punt Returns	3-43	5-79
No. and Yards Kickoff Returns	5-46	1-28
No. and Yards Interception Returns	0-0	2-48
PENALTIES Number and Yards	6-49	6-47
FUMBLES Number and Lost	4-4	2-0
TOUCHDOWNS	1	2
Rushing	1	1
Passing	0	1
EXTRA POINTS Made-Attempts	1-1	2-2
Kicking Made-Attempts	1-1	2-2
FIELD GOALS Made-Attempts	1-2	3-3
SAFETIES	0	0
FINAL SCORE	10	23
TIME OF POSSESSION	27:00	33:00

BRONCOS DEFENSIVE STATISTICS

(based on unofficial press box statistics)

PLAYER	UT	A	TT	S-YDS	I-YDS	PD	FF	FR
B. Romanowski	8	3	11	0-0	0-0	0	1	1
J. Mobley	7	2	9	0-0	0-0	1	0	1
R. Crockett	4	2	6	0-0	0-0	1	0	0
S. Atwater	3	2	5	0-0	0-0	1	1	0
A. Williams	3	1	4	0-0	0-0	0	1	0
G. Cadrez	2	2	4	0-0	0-0	0	0	0
D. Johnson	2	2	4	0-0	0-0	1	0	0
M. Washington	2	0	2	0-0	0-0	0	0	0
D. Gordon	1	1	2	0-0	2-48	3	0	0
H. Hasselbach	0	2	2	0-0	0-0	0	0	0

PLAYER	UT	A	TT	S-YDS	I-YDS	PD	FF	FR
T. Braxton	1	0	1	0-0	0-0	0	0	1
T. Pryce	1	0	1	0-0	0-0	0	0	0
M. Tanuvasa	0	1	1	0-0	0-0	0	0	0
K. Traylor	0	1	1	0-0	0-0	0	0	0
K. Burns	0	0	0	0-0	0-0	0	0	0
T. James	0	0	0	0-0	0-0	1	0	0
S. Joyner	0	0	0	0-0	0-0	0	0	0
M. Lodish	0	0	0	0-0	0-0	0	0	0
N. Smith	0	0	0	0-0	0-0	1	0	0
TEAM TOTALS	34	19	53	0-0	2-48	9	3	3

Denver 38, Miami 3

Saturday, Jan. 9, 1999 • 2:15 p.m. MST • Mile High Stadium • Denver

WEATHER: Sunny, 49º, Wind W 13 mph • **ATTENDANCE:** 75,729 • **TIME:** 2:48

1998 AFC Divisional Playoff Game

The Denver Broncos won their fifth consecutive postseason contest and advanced to the AFC Championship Game for the second year in a row with a record-setting 38-3 win against the Miami Dolphins in an AFC Divisional Playoff Game played before 75,729 raucous fans at Mile High Stadium.

The 35-point differential represented Denver's largest margin of victory in a postseason game and was punctuated by a defensive effort that limited Miami to just 14 yards on 13 carries for an average of 1.1 yards per rush that set a club playoff record. The three points allowed also were the fewest allowed by Denver in a postseason game.

The Broncos' offense was just as sharp, putting points on the board in all four quarters, including 14 in both the first and fourth quarters. Denver's two first-quarter touchdowns both came courtesy of Terrell Davis, who scored on runs of one and 20 yards, the latter of which would qualify for any highlight film as Davis juked two Dolphins defenders with separate moves as he dashed to the end zone. Davis was, unequivocally, the offensive star, posting a franchise-record 199 yards on 21 carries that represented the fourth-highest single-game rushing output in NFL postseason history.

Miami closed the gap to 14-3 in the second quarter, scoring its only points of the game on a 22-yard Olindo Mare field goal, but Denver answered with an 11-play, 87-yard drive capped by Derek Loville's 11-yard touchdown run to increase its lead to 21-3 at halftime. The Broncos pushed the margin to 24-3 early in the third quarter when Jason Elam converted a 32-yard field goal and put the game out of reach early in the fourth quarter when John Elway hooked up with Rod Smith for a 28-yard touchdown play that was the quarterback's 25th career postseason touchdown, tying him for fourth place in NFL history.

The icing on the cake was provided when Neil Smith picked up a fumble forced by cornerback Darrius Johnson at the Broncos' 21-yard line and ran it back 79 yards for his first career playoff score. It gave the Broncos a 38-3 lead that held over the final 9:49 for Denver's largest postseason win in club history.

Tight end Shannon Sharpe led all Broncos with five catches while Smith posted a team-high 71 yards on four receptions. Defensively, Johnson and linebacker Bill Romanowski each intercepted Dan Marino. Johnson's 48-yard interception return was the second longest in Broncos postseason history.

OFFICIALS:

Referee — Bill Carrollo (63); **Umpire** — Ed Coukart (71); **Head Linesman** — Tony Veteri (36); **Line Judge** — Mark Steinkerchner (84); **Field Judge** — Borris Cheek (41); **Side Judge** — Ken Baker (91); **Back Judge** — Jeff Triplette (42).

DENVER BRONCOS

OFFENSE			DEFENSE		
WR	80	R. Smith	LE	96	H. Hasselbach
LT	77	T. Jones	LT	94	K. Traylor
LG	69	M. Schlereth	RE	98	M. Tanuvasa
C	66	T. Nalen	WLB	51	J. Mobley
RG	62	D. Neil	MLB	59	G. Cadrez
RT	74	H. Swayne	SLB	53	B. Romanowski
TE	84	S. Sharpe	LCB	39	R. Crockett
WR	87	E. McCaffrey	RCB	21	D. Gordon
QB	7	J. Elway	CB	25	D. Johnson
HB	30	T. Davis	SS	34	T. Braxton
FB	29	H. Griffith	FS	27	S. Atwater

BRONCOS SUBSTITUTIONS: K 1 J. Elam, QB 6 B. Brister, P 16 T. Rouen, CB 20 T. James, RB 22 V. Hebron, CB 28 T. Paul, RB 31 D. Loville, RB 37 A. Lynn, FB 42 D. Smith, S 48 G. Coghill, LB 56 K. Burns, G 63 D. Diaz-Infante, T 78 M. Lepsis, WR 82 M. Nash, WR 85 W. Green, TE 86 B. Chamberlain, TE 89 D. Carswell, DE 90 N. Smith, DE 91 A. Williams, DT 93 T. Pryce, DE 95 M. Washington, DT 97 M. Lodish, LB 99 S. Joyner. **INACTIVE:** QB 14 B. Griese, S 26 E. Brown, LB 54 N. Wayne, C 60 K.C. Jones, T 70 T. Teague, DE 73 C. Brown, G 79 C. Banks, WR 83 J. Armour.

MIAMI DOLPHINS

OFFENSE			DEFENSE		
WR	85	L. Thomas	LE	75	S. Burton
LT	74	B. Smith	LT	72	B. Tanner
LG	60	J. Bock	RT	92	D. Gardener
C	61	T. Ruddy	RE	79	K. Mixon
RG	65	K. Donnalley	WLB	59	D. Rodgers
RT	76	J. Brown	MLB	54	Z. Thomas
TE	89	E. Perry	SLB	52	R. Jones
WR	81	O. McDuffie	LCB	27	T. Buckley
QB	13	D. Marino	RCB	29	S. Madison
WR	86	O. Gadsden	SS	38	C. Jackson
FB	36	S. Pritchett	FS	31	B. Marion

DOLPHINS SUBSTITUTIONS: P 8 K. Wilmsmeyer, K 10 O. Mare, QB 11 D. Huard, RB 20 J. Avery, S. 21 R. Stewart, CB 23 P. Surtain, CB 24 J. Wilson, CB 28 R. Hill, RB 30 B. Parmalee, RB 33 K. Abdul-Jabbar, S 45 B. Walker, LB 50 D. Hollier, LB 51 A. Harris, LB 57 O. Brigance, T 68 M. Sheldon, WR 80 I. Uwaezuoke, TE 82 F. Wainright, TE 83 H. Lusk, WR 88 N. Jacquet, DE 91 L. Bromell, DE 93 T. Armstrong, DE 96 D. Stubbs. **DID NOT PLAY:** QB 17 T. Doxzon, T 67 B. Stokes. **INACTIVE:** QB 14 D. Gonzalez, CB 26 E. McDaniel, RB 34 R. Moore, FB 48 K. Karber, LB 53 L. Izzo, T 78 R. Nabb, TE 84 T. Drayton.

		1	2	3	4	OT	TOTAL
VISITOR	Miami Dolphins	0	3	0	0	—	3
HOME	Denver Broncos	14	7	3	14	—	38

FIELD GOALS (made ( ) & missed)
O. Mare (22)
J. Elam (32)

Team	Qtr	Clock Time	PLAY DESCRIPTION (Extra Point) (Drive Info)	SCORE Visitor	SCORE Home
BRONCOS	1	5:55	T. Davis 1 yd. run (J. Elam, kick) (14-92, 7:56)	0	7
BRONCOS	1	1:02	T. Davis 20 yd. run (J. Elam, kick) (4-66, 2:18)	0	14
DOLPHINS	2	10:07	O. Mare 22 yd. Field Goal (11-76, 5:55)	3	14
BRONCOS	2	4:39	D. Loville 11 yd. run (J. Elam, kick) (11-87, 5:28)	3	21
BRONCOS	3	11:52	J. Elam 32 yd. Field Goal (5-66, 3:08)	3	24
BRONCOS	4	13:23	R. Smith 28 yd. pass from J. Elway (J. Elam, kick) (5-52, 1:39)	3	31
BRONCOS	4	9:49	N. Smith 79 yd. fumble return (J. Elam, kick)	3	38

FINAL INDIVIDUAL STATISTICS

Miami Dolphins

RUSHING	ATT	YDS	AVG	LG	TD
B. Parmalee	7	14	2.0	12	0
K. Abdul-Jabbar	3	5	1.7	3	0
D. Huard	2	-2	-1.0	-1	0
S. Pritchett	1	-3	-3.0	-3	0
TOTAL	**13**	**14**	**1.1**	**12**	**0**

PASSING	ATT	CMP	YDS	TKD/YD	TD	LG	IN	Rtg.
D. Marino	37	26	243	1/5	0	23	2	65.5
TOTAL	**37**	**26**	**243**	**1/5**	**0**	**23**	**2**	**65.5**

PASS RECEIVING	NO	YDS	AVG	LG	TD
O. McDuffie	9	118	13.1	23	0
B. Parmalee	5	24	4.8	9	0
O. Gadsden	4	36	9.0	14	0
L. Thomas	3	31	10.3	17	0
S. Pritchett	3	23	7.7	12	0
N. Jacquet	1	6	6.0	6	0
K. Abdul-Jabbar	1	5	5.0	5	0
TOTAL	**26**	**243**	**9.3**	**23**	**0**

INTERCEPTIONS	NO	YDS	AVG	LG	TD
TOTAL	**0**	**0**	**0.0**	**—**	**0**

PUNTING	NO	YDS	AVG	NET	TB	IN20	LG
K. Wilmsmeyer	5	228	45.6	42.8	0	2	56
TOTAL	**5**	**228**	**45.6**	**42.8**	**0**	**2**	**56**

PUNT RETURNS	NO	YDS	AVG	FC	LG	TD
T. Buckley	1	11	11.0	0	11	0
(TOUCHBACK)	1	0	0.0	0	—	0
RETURNS	**1**	**11**	**11.0**	**0**	**11**	**0**

KICKOFF RETURNS	NO	YDS	AVG	FC	LG	TD
J. Avery	5	121	24.2	0	35	0
(TOUCHBACK)	2	0	0.0	0	—	0
RETURNS	**5**	**121**	**24.2**	**0**	**35**	**0**

Miami Dolphins FUMBLES	Own Fum	Own Lost	Own Rec.	Own Yds	Own TD	Opp. FF	Opp. Rec.	Opp. Yds	Opp. TD	Out Bnds
O. Gadsden	1	1	0	0	0	0	0	0	0	0
TOTAL	**1**	**1**	**0**	**0**	**0**	**0**	**0**	**0**	**0**	**0**

Denver Broncos

RUSHING	ATT	YDS	AVG	LG	TD
T. Davis	21	199	9.5	62	2
D. Loville	8	34	4.3	**11**	1
J. Elway	3	19	6.3	11	0
B. Brister	6	-2	-0.3	2	0
TOTAL	**38**	**250**	**6.6**	**62**	**3**

PASSING	ATT	CMP	YDS	TKD/YD	TD	LG	IN	Rtg.
J. Elway	23	14	182	1/8	1	33	0	100.3
TOTAL	**23**	**14**	**182**	**1/8**	**1**	**33**	**0**	**100.3**

PASS RECEIVING	NO	YDS	AVG	LG	TD
S. Sharpe	5	38	7.6	10	0
R. Smith	4	71	17.8	**28**	1
E. McCaffrey	3	52	17.3	33	0
H. Griffith	1	14	14.0	14	0
T. Davis	1	7	7.0	7	0
TOTAL	**14**	**182**	**13.0**	**33**	**1**

INTERCEPTIONS	NO	YDS	AVG	LG	TD
D. Johnson	1	48	48.0	48	0
B. Romanowski	1	0	0.0	0	0
TOTAL	**2**	**48**	**24.0**	**48**	**0**

PUNTING	NO	YDS	AVG	NET	TB	IN20	LG
T. Rouen	2	97	48.5	33.0	1	0	49
TOTAL	**2**	**97**	**48.5**	**33.0**	**1**	**0**	**49**

PUNT RETURNS	NO	YDS	AVG	FC	LG	TD
D. Gordon	2	14	7.0	1	13	0
(DOWNED)	1	0	0.0	0	—	0
(OUT OF BOUNDS)	1	0	0.0	0	—	0
RETURNS	**2**	**14**	**7.0**	**1**	**13**	**0**

KICKOFF RETURNS	NO	YDS	AVG	FC	LG	TD
V. Hebron	1	19	19.0	0	19	0
(TOUCHBACK)	1	0	0.0	0	—	0
RETURNS	**1**	**19**	**19.0**	**0**	**19**	**0**

Denver Broncos FUMBLES	Own Fum	Own Lost	Own Rec.	Own Yds	Own TD	Opp. FF	Opp. Rec.	Opp. Yds	Opp. TD	Out Bnds
D. Johnson	0	0	0	0	0	1	0	0	0	0
N. Smith	0	0	0	0	0	0	1	79	1	0
TOTAL	**0**	**0**	**0**	**0**	**0**	**1**	**1**	**79**	**1**	**0**

FINAL TEAM STATISTICS

	DOLPHINS	BRONCOS
TOTAL FIRST DOWNS	14	24
By Rushing	1	13
By Passing	11	10
By Penalty	2	1
THIRD DOWN EFFICIENCY	2-10-20%	5-11-45%
FOURTH DOWN EFFICIENCY	1-2-50%	2-3-67%
TOTAL NET YARDS	252	424
Total Offensive Plays (inc. times thrown passing)	51	62
Average gain per offensive play	4.9	6.8
NET YARDS RUSHING	14	250
Total Rushing Plays	13	38
Average gain per rushing play	1.1	6.6
NET YARDS PASSING	238	174
Times thrown – yards lost attempting to pass	1-5	1-8
Gross yards passing	243	182
PASS ATTEMPTS-COMPLETIONS-HAD INTERCEPTED	37-26-2	23-14-0
Average gain per pass play (inc. # thrown passing)	6.3	7.3
KICKOFFS Number-In End Zone-Touchbacks	2-1-1	7-3-2

	DOLPHINS	BRONCOS
PUNTS Number and Average	5-45.6	2-48.5
Had Blocked	0	0
FGs – PATs Had Blocked	0-0	0-0
TOTAL RETURN YARDAGE (Not Including Kickoffs)	11	62
No. and Yards Punt Returns	1-11	2-14
No. and Yards Kickoff Returns	5-121	1-19
No. and Yards Interception Returns	0-0	2-48
PENALTIES Number and Yards	10-57	5-41
FUMBLES Number and Lost	1-1	0-0
TOUCHDOWNS	0	5
Rushing	0	3
Passing	0	1
Fumbles	0	1
EXTRA POINTS Made-Attempts	0-0	5-5
Kicking Made-Attempts	0-0	5-5
FIELD GOALS Made-Attempts	1-1	1-1
SAFETIES	0	0
FINAL SCORE	3	38
TIME OF POSSESSION	27:36	32:24

BRONCOS DEFENSIVE STATISTICS

(based on coaches' film review)

PLAYER	UT	A	TT	S-YDS	I-YDS	PD	FF	FR
D. Johnson	7	2	9	0-0	1-48	1	1	0
T. Braxton	6	1	7	0-0	0-0	0	0	0
B. Romanowski	3	3	6	0-0	1-0	1	0	0
S. Atwater	3	1	4	0-0	0-0	1	0	0
R. Crockett	2	2	4	0-0	0-0	1	0	0
D. Gordon	2	2	4	0-0	0-0	1	0	0
T. James	2	0	2	0-0	0-0	0	0	0
J. Mobley	2	0	2	0-0	0-0	1	0	0
K. Traylor	2	0	2	0-0	0-0	0	0	0
G. Cadrez	1	1	2	0-0	0-0	1	0	0
T. Pryce	0	2	2	0-0	0-0	0	0	0
M. Tanuvasa	1	0	1	0-0	0-0	0	0	0
M. Washington	1	0	1	1-5	0-0	0	0	0
A. Williams	1	0	1	0-0	0-0	0	0	0
H. Hasselbach	0	1	1	0-0	0-0	0	0	0
K. Burns	0	0	0	0-0	0-0	0	0	0
G. Coghill	0	0	0	0-0	0-0	0	0	0
S. Joyner	0	0	0	0-0	0-0	0	0	0
N. Smith	0	0	0	0-0	0-0	0	0	1
TEAM TOTALS	**33**	**15**	**48**	**1-5**	**2-48**	**7**	**1**	**1**

Denver 31, Green Bay 24

Sunday, Jan. 25, 1998 • 3:24 p.m. PST • Qualcomm Stadium • San Diego

WEATHER: Clear and Sunny, 67º, Wind WSW 8 mph • **ATTENDANCE:** 68,912 • **TIME:** 3:25

Super Bowl XXXII

The Denver Broncos won their first Super Bowl and became the first AFC team in 14 years to claim the Vince Lombardi Trophy as they used a powerful running game and a solid defensive performance to dethrone the defending Super Bowl champion Green Bay Packers 31-24 in front of 68,912 fans at Qualcomm Stadium in San Diego.

Denver running back Terrell Davis was named the game's Most Valuable Player in recognition of his 157-yard rushing effort, which included a Super Bowl-record three rushing touchdowns (each from one yard out). His three total touchdowns and 18 points tied Super Bowl records and were made even more remarkable by the fact that he missed almost the entire second quarter when he was sidelined by the onset of a migraine headache.

Both offenses displayed their talents immediately as Super Bowl XXXII became the first ever in which each team scored a touchdown on its opening possession. The Packers struck first when Brett Favre connected with Antonio Freeman on a 22-yard scoring pass, and the Broncos answered by driving 58 yards in 10 plays the first time they touched the ball, scoring on a 1-yard Davis touchdown run with 5:39 left in the first quarter.

The Broncos turned two Packers turnovers into 10 more points to take a 17-7 lead in the second quarter. The first opportunity was created when strong safety Tyrone Braxton intercepted a Favre pass, and eight plays later, John Elway rushed around right end for a 1-yard touchdown. Free safety Steve Atwater sacked Favre on the next Green Bay possession, forcing a fumble that was recovered by defensive end Neil Smith. Four plays later, Jason Elam converted a 51-yard field goal, the second-longest in Super Bowl history.

Green Bay pulled within 17-14 with a touchdown just before halftime and tied the score early in the third quarter on a 27-yard Ryan Longwell field goal. Denver broke the tie late in the third quarter on a 1-yard Davis touchdown run. After a Denver interception, Green Bay would move 85 yards in just four plays to tie the game at 24 early in the fourth quarter.

After the Denver defense turned back the Packers on their next two possessions, the Broncos set up shop at the Packers' 49-yard line for their game-winning drive. Five plays later, Davis scored his third touchdown of the day from one yard out to give Denver a 31-24 lead that would hold up over the final 1:45 for the victory.

OFFICIALS:

Referee — Ed Hochuli (85); **Umpire** — Jim Quirk (5); **Head Linesman** — John Schleyer (21); **Line Judge** — Ben Montgomery (117); **Back Judge** — Paul Baetz (22); **Side Judge** — Doug Toole (4); **Field Judge** — Don Dorkowski (113).

DENVER BRONCOS

OFFENSE			DEFENSE		
WR	80	R. Smith	LE	90	N. Smith
LT	65	G. Zimmerman	LT	94	K. Traylor
LG	69	M. Schlereth	RT	98	M. Tanuvasa
C	66	T. Nalen	RE	91	A. Williams
RG	75	B. Habib	WLB	51	J. Mobley
RT	77	T. Jones	MLB	57	A. Aldridge
TE	84	S. Sharpe	SLB	53	B. Romanowski
WR	87	E. McCaffrey	LCB	39	R. Crockett
QB	7	J. Elway	RCB	23	D. Gordon
RB	30	T. Davis	SS	34	T. Braxton
FB	29	H. Griffith	FS	27	S. Atwater

BRONCOS SUBSTITUTIONS: K 1 J. Elam, P 16 T. Rouen, CB 21 R. Hilliard, RB 22 V. Hebron, CB 25 D. Johnson, CB 26 T. McKyer, RB 31 D. Loville, S 32 T. Veland, S 33 D. Dodge, RB 37 A. Lynn, FB 42 D. Smith, LB 56 K. Burns, LB 59 G. Cadrez, G 63 D. Diaz-Infante, T 74 H. Swayne, WR 81 P. Jeffers, WR 85 W. Green, TE 89 D. Carswell, DT 93 T. Pryce, DE 96 H. Hasselbach, DT 97 M. Lodish. **DID NOT PLAY:** QB 6 B. Brister, TE 86 B. Chamberlain. **INACTIVE:** QB 8 J. Lewis, LB 50 J. Hesse, LB 58 S. Russ, C/G 62 D. Neil, T 70 J. Brown, DE 72 E. Jones, WR 88 S. Wilson, DT 99 D. Richie.

GREEN BAY PACKERS

OFFENSE			DEFENSE		
WR	86	A. Freeman	LE	92	R. White
LT	78	R. Verba	DT	71	S. Dotson
LG	73	A. Taylor	DT	93	G. Brown
C	52	F. Winters	RE	98	G. Wilkins
RG	63	A. Timmerman	LLB	54	S. Joyner
RT	72	E. Dotson	MLB	55	B. Harris
TE	89	M. Chmura	LLB	51	B. Williams
WR	87	R. Brooks	LCB	37	T. Williams
QB	4	B. Favre	RCB	33	D. Evans
RB	25	D. Levens	SS	36	L. Butler
FB	30	W. Henderson	FS	41	E. Robinson

PACKERS SUBSTITUTIONS: K 8 R. Longwell, P 17 C. Hentrich, RB 24 A. Hayden, CB 26 M. Collins, CB 28 R. Mullen, FB 32 T. Jervey, S 39 M. Prior, CB 42 D. Sharper, RB 44 C. Darkins, LB 53 G. Koonce, LB 56 L. Hollinquest, LS 60 R. Davis, C 62 M. Rivera, T 64 B. Wilkerson, WR 80 D. Mayes, TE 81 T. Davis, TE 83 J. Thomason, WR 85 T. Mickens, DE/DT 90 D. Holland, DT 94 B. Kuberski, DE 95 K. McKenzie. **DID NOT PLAY:** QB 13 S. Bono, C/G 67 J. Dellenbach. **INACTIVE:** QB 18 D. Pederson, WR 12 R. Anderson, S 38 B. McElmurry, G 70 J. Andruzzi, T 77 J. Michaels, WR 84 B. Schroeder, DE 97 P. Frase, DT 99 J. Smith.

		1	2	3	4	OT	TOTAL
VISITOR	Green Bay Packers	7	7	3	7	—	24
HOME	Denver Broncos	7	10	7	7	—	31

FIELD GOALS (made ( ) & missed)
R. Longwell (27)
J. Elam (51)

Team	Qtr	Clock Time	PLAY DESCRIPTION (Extra Point) (Drive Info)	SCORE Visitor	SCORE Home
PACKERS	1	10:58	A. Freeman 22 yd. pass from B. Favre (R. Longwell, kick) (8-76, 4:02)	7	0
BRONCOS	1	5:39	T. Davis 1 yd. run (J. Elam, kick) (10-58, 5:19)	7	7
BRONCOS	2	14:55	J. Elway 1 yd. run (J. Elam, kick) (8-45, 4:54)	7	14
BRONCOS	2	12:21	J. Elam 51 yd. Field Goal (4-0, 1:02)	7	17
PACKERS	2	0:12	M. Chmura 6 yd. pass from B. Favre (R. Longwell, kick) (17-95, 7:26)	14	17
PACKERS	3	11:59	R. Longwell 27 yd. Field Goal (7-17, 2:42)	17	17
BRONCOS	3	0:34	T. Davis 1 yd. run (J. Elam, kick) (13-92, 7:12)	17	24
PACKERS	4	13:32	A. Freeman 13 yd. pass from B. Favre (R. Longwell, kick) (4-85, 1:39)	24	24
BRONCOS	4	1:45	T. Davis 1 yd. run (J. Elam, kick) (5-49, 1:42)	24	31

FINAL INDIVIDUAL STATISTICS

Green Bay Packers

RUSHING	ATT	YDS	AVG	LG	TD
D. Levens	19	90	4.7	16	0
R. Brooks	1	5	5.0	5	0
TOTAL	**20**	**95**	**4.8**	**16**	**0**

PASSING	ATT	CMP	YDS	TKD/YD	TD	LG	IN	Rtg.
B. Favre	42	25	256	1/1	3	27	1	91.0
TOTAL	**42**	**25**	**256**	**1/1**	**3**	**27**	**1**	**91.0**

PASS RECEIVING	NO	YDS	AVG	LG	TD
A. Freeman	9	126	14.0	27	2
D. Levens	6	56	9.3	22	0
M. Chmura	4	43	10.8	21	1
R. Brooks	3	16	5.3	10	0
W. Henderson	2	9	4.5	7	0
T. Mickens	1	6	6.0	6	0
TOTAL	**25**	**256**	**10.2**	**27**	**3**

INTERCEPTIONS	NO	YDS	AVG	LG	TD
E. Robinson	1	17	17.0	17	0
TOTAL	**1**	**17**	**17.0**	**17**	**0**

PUNTING	NO	YDS	AVG	NET	TB	IN20	LG
C. Hentrich	4	142	35.5	35.5	0	2	51
TOTAL	**4**	**142**	**35.5**	**35.5**	**0**	**2**	**51**

PUNT RETURNS	NO	YDS	AVG	FC	LG	TD
R. Brooks	0	0	0.0	1	—	0
(DOWNED)	3	0	0.0	0	—	0
RETURNS	**0**	**0**	**0.0**	**1**	**—**	**0**

KICKOFF RETURNS	NO	YDS	AVG	FC	LG	TD
A. Freeman	6	104	17.3	0	22	0
RETURNS	**6**	**104**	**17.3**	**0**	**22**	**0**

Green Bay Packers FUMBLES	Fum	Lost	Own Rec.	Yds	TD	FF	Opp. Rec.	Yds	TD	Out Bnds
B. Favre	1	1	0	0	0	0	0	0	0	0
T. Williams	0	0	0	0	0	1	1	0	0	0
A. Freeman	1	1	0	0	0	0	0	0	0	0
TOTAL	**2**	**2**	**0**	**0**	**0**	**1**	**1**	**0**	**0**	**0**

Denver Broncos

RUSHING	ATT	YDS	AVG	LG	TD
T. Davis	30	157	5.2	27	3
J. Elway	5	17	3.4	10	1
V. Hebron	3	3	1.0	2	0
H. Griffith	1	2	2.0	2	0
TOTAL	**39**	**179**	**4.6**	**27**	**4**

PASSING	ATT	CMP	YDS	TKD/YD	TD	LG	IN	Rtg.
J. Elway	22	12	123	0/0	0	36	1	51.9
TOTAL	**22**	**12**	**123**	**0/0**	**0**	**36**	**1**	**51.9**

PASS RECEIVING	NO	YDS	AVG	LG	TD
S. Sharpe	5	38	7.6	12	0
E. McCaffrey	2	45	22.5	36	0
T. Davis	2	8	4.0	4	0
H. Griffith	1	23	23.0	23	0
V. Hebron	1	5	5.0	5	0
D. Carswell	1	4	4.0	4	0
TOTAL	**12**	**123**	**10.3**	**36**	**0**

INTERCEPTIONS	NO	YDS	AVG	LG	TD
T. Braxton	1	0	0.0	0	0
TOTAL	**1**	**0**	**0.0**	**0**	**0**

PUNTING	NO	YDS	AVG	NET	TB	IN20	LG
T. Rouen	4	146	36.5	36.5	0	2	47
TOTAL	**4**	**146**	**36.5**	**36.5**	**0**	**2**	**47**

PUNT RETURNS	NO	YDS	AVG	FC	LG	TD
D. Gordon	0	0	0.9	2	—	0
R. Smith	0	0	0.0	1	—	0
(DOWNED)	1	0	0.0	0	—	0
RETURNS	**0**	**0**	**0.0**	**3**	**—**	**0**

KICKOFF RETURNS	NO	YDS	AVG	FC	LG	TD
V. Hebron	4	79	19.8	0	32	0
K. Burns	1	16	16.0	0	16	0
RETURNS	**5**	**95**	**19.0**	**0**	**32**	**0**

Denver Broncos FUMBLES	Fum	Lost	Own Rec.	Yds	TD	FF	Opp. Rec.	Yds	TD	Out Bnds
N. Smith	0	0	0	0	0	0	1	0	0	0
S. Atwater	0	0	0	0	0	1	0	0	0	0
T. Davis	1	1	0	0	0	0	0	0	0	0
T. McKyer	0	0	0	0	0	0	1	0	0	0
T. Veland	0	0	0	0	0	1	0	0	0	0
TOTAL	**1**	**1**	**0**	**0**	**0**	**2**	**2**	**0**	**0**	**0**

FINAL TEAM STATISTICS

	PACKERS	BRONCOS
TOTAL FIRST DOWNS	21	21
By Rushing	4	14
By Passing	14	5
By Penalty	3	2
THIRD DOWN EFFICIENCY	5-14-36%	5-10-50%
FOURTH DOWN EFFICIENCY	0-1-0%	0-0-0%
TOTAL NET YARDS	350	302
Total Offensive Plays (inc. times thrown passing)	63	61
Average gain per offensive play	5.6	5.0
NET YARDS RUSHING	95	179
Total Rushing Plays	20	39
Average gain per rushing play	4.8	4.6
NET YARDS PASSING	255	123
Times thrown – yards lost attempting to pass	1-1	0-0
Gross yards passing	256	123
PASS ATTEMPTS-COMPLETIONS-HAD INTERCEPTED	42-25-1	22-12-1
Average gain per pass play (inc. # thrown passing)	5.9	5.6
KICKOFFS Number-In End Zone-Touchbacks	5-0-0	6-0-0

	PACKERS	BRONCOS
PUNTS Number and Average	4-35.5	4-36.5
Had Blocked	0	0
FGs – PATs Had Blocked	0-0	0-0
TOTAL RETURN YARDAGE (Not Including Kickoffs)	17	0
No. and Yards Punt Returns	0-0	0-0
No. and Yards Kickoff Returns	6-104	5-95
No. and Yards Interception Returns	1-17	1-0
PENALTIES Number and Yards	9-59	7-65
FUMBLES Number and Lost	2-2	1-1
TOUCHDOWNS	3	4
Rushing	0	4
Passing	3	0
EXTRA POINTS Made-Attempts	3-3	4-4
Kicking Made-Attempts	3-3	4-4
FIELD GOALS Made-Attempts	1-1	1-1
SAFETIES	0	0
FINAL SCORE	24	31
TIME OF POSSESSION	27:35	32:25

BRONCOS DEFENSIVE STATISTICS

(based on unofficial press box statistics)

PLAYER	UT	A	TT	S-YDS	I-YDS	PD	FF	FR
T. Braxton	6	1	7	0-0	1-0	1	0	0
S. Atwater	6	0	6	1-1	0-0	2	1	0
R. Crockett	6	0	6	0-0	0-0	1	0	0
J. Mobley	6	0	6	0-0	0-0	1	0	0
B. Romanowski	4	1	5	0-0	0-0	1	0	0
A. Aldridge	4	0	4	0-0	0-0	0	0	0
D. Gordon	3	0	3	0-0	0-0	1	0	0
M. Lodish	2	0	2	0-0	0-0	0	0	0
K. Traylor	2	0	2	0-0	0-0	0	0	0
A. Williams	1	1	2	0-0	0-0	0	0	0
H. Hasselbach	1	0	1	0-0	0-0	0	0	0

PLAYER	UT	A	TT	S-YDS	I-YDS	PD	FF	FR
D. Johnson	1	0	1	0-0	0-0	0	0	0
M. Tanuvasa	1	0	1	0-0	0-0	0	0	0
N. Smith	0	0	0	0-0	0-0	0	0	1
K. Burns	0	0	0	0-0	0-0	0	0	0
G. Cadrez	0	0	0	0-0	0-0	0	0	0
D. Dodge	0	0	0	0-0	0-0	0	0	0
R. Hilliard	0	0	0	0-0	0-0	0	0	0
T. McKyer	0	0	0	0-0	0-0	0	0	0
T. Pryce	0	0	0	0-0	0-0	0	0	0
TEAM TOTALS	**43**	**3**	**46**	**1-1**	**1-0**	**7**	**1**	**1**

Denver 24, Pittsburgh 21

Sunday, Jan. 11, 1998 • 12:35 p.m. EST • Three Rivers Stadium • Pittsburgh

WEATHER: Sunny, 38º, Wind SW 3 mph • **ATTENDANCE:** 61,382 • **TIME:** 2:59

1997 AFC Championship Game

The Denver Broncos advanced to their fifth Super Bowl—and their first since 1989—with a 24-21 victory against the Pittsburgh Steelers in the AFC Championship Game in front of 61,382 fans at Three Rivers Stadium. The Broncos became just the fifth Wild Card team to reach to the Super Bowl since the Wild Card format was established in 1970.

Denver quarterback John Elway was intercepted by Levon Kirkland on the game's second play, but the Steelers failed to capitalize when Norm Johnson's 38-yard field goal attempt sailed wide to the left. Denver then got on the board when Davis, who rushed for 139 yards to become the club's all-time postseason rushing leader, capped a 6-play, 72-yard drive with an 8-yard scoring run on its second possession.

Pittsburgh evened the score on its next possession when quarterback Kordell Stewart rushed 33 yards around right end for a touchdown to punctuate a 6-play, 65-yard drive that covered 3:02. The Steelers then broke the tie early in the second quarter when Jerome Bettis powered his way into the end zone from one yard out to put the finishing touches on an 11-play, 68-yard drive that lasted 4:46 and put them ahead 14-7.

The Broncos scored the game's next 17 points and put the game away as the defense held up its end of the bargain down the stretch.

The scoring began with a 43-yard Jason Elam field goal with 8:20 remaining in the first half. After each team punted on its next possession, Denver got the ball back when Ray Crockett intercepted a Stewart bomb in the end zone, setting up a 14-point assault that sent Denver to the locker room ahead 24-14. Elway connected with Howard Griffith for a 15-yard touchdown with 1:47 remaining before finding Ed McCaffrey for a 1-yard touchdown with 13 seconds left in the half.

Denver rode that 24-14 lead into the fourth quarter before the Steelers scored the only points of the second half on a 14-yard Stewart-to-Charles Johnson touchdown pass with 2:46 remaining. But the Broncos succeeded in running out the clock on their final possession and established a new franchise record with their 15th win of the season.

Elway tied Roger Staubach for fourth place on the NFL's all-time list for postseason touchdown passes (24) with his two on the day, and the Broncos' three interceptions tied the franchise postseason record for most in a game. Three different Denver players also registered one sack in the win.

OFFICIALS:

Referee — Ron Blum (7); **Umpire** — Bob Boylston (101); **Head Linesman** — Mark Baltz (26); **Line Judge** — Ron Winter (82); **Back Judge** — Bill Lovett (98); **Side Judge** — Dave Wyant (16); **Field Judge** — Don Hakes (96).

DENVER BRONCOS

OFFENSE			DEFENSE		
WR	80	R. Smith	LE	90	N. Smith
LT	65	G. Zimmerman	LT	94	K. Traylor
LG	69	M. Schlereth	RT	98	M. Tanuvasa
C	66	T. Nalen	RE	91	A. Williams
RG	75	B. Habib	WLB	51	J. Mobley
RT	77	T. Jones	MLB	57	A. Aldridge
TE	84	S. Sharpe	SLB	53	B. Romanowski
WR	87	E. McCaffrey	LCB	39	R. Crockett
QB	7	J. Elway	RCB	23	D. Gordon
HB	30	T. Davis	FS	27	S. Atwater
FB	29	H. Griffith	SS	34	T. Braxton

BRONCOS SUBSTITUTIONS: K 1 J. Elam, P 16 T. Rouen, CB 21 R. Hilliard, RB 22 V. Hebron, CB 25 D. Johnson, CB 26 T. McKyer, RB 31 D. Loville, S 32 T. Veland, S 33 D. Dodge, RB 37 A. Lynn, FB 42 D. Smith, LB 56 K. Burns, LB 59 G. Cadrez, G/C 63 D. Diaz-Infante, T 74 H. Swayne, WR 81 P. Jeffers, WR 85 W. Green, TE 86 B. Chamberlain, TE 89 D. Carswell, DT 93 T. Pryce, DE 96 H. Hasselbach, DT 97 M. Lodish. **DID NOT PLAY:** QB 6 B. Brister. **INACTIVE:** QB 8 J. Lewis, LB 50 J. Hesse, LB 58 S. Russ, G 62 D. Neil, T 70 J. Brown, DE 72 E. Jones, WR 88 S. Wilson, DT 99 D. Richie.

PITTSBURGH STEELERS

OFFENSE			DEFENSE		
WR	82	Y. Thigpen	LE	74	N. Harrison
LT	65	J. Jackson	NT	93	J. Steed
LG	77	W. Wolford	RE	76	K. Henry
C	63	D. Dawson	LOLB	92	J. Gildon
RG	68	B. Stai	LILB	99	L. Kirkland
RT	73	J. Strzelczyk	RILB	50	E. Holmes
TE	87	M. Bruener	ROLB	54	D. Jones
WR	81	C. Johnson	LCB	30	C. Scott
QB	10	K. Stewart	RCB	37	C. Lake
FB	34	T. Lester	SS	40	M. Bell
RB	36	J. Bettis	FS	39	M. Perry

STEELERS SUBSTITUTIONS: P 4 J. Miller, K 9 N. Johnson, QB 18 M. Tomczak, WR 19 A. Coleman, CB 24 C. Oldham, RB 25 F. McAfee, CB 27 J.B. Brown, DB 29 R. Fuller, FB 38 J. Witman, DB 41 L. Flowers, TE 46 T. Sadowski, LB 51 C. Emmons, LB 53 S. Conley, LB 55 J. Olsavsky, OL 62 T. Myslinski, C 66 J. Sweeney, DE 71 O. Roye, TE 84 K. Botkin, WR 88 C. Hawkins, WR 89 W. Blackwell, DE 96 M. Vrabel, DL 98 O. Gibson. **DID NOT PLAY:** CB 21 D. Woolford. **INACTIVE:** QB 11 M. Quinn, WR 17 C. Marsh, RB 43 G. Jones, T 67 J. Stephens, OL 79 P. Wiggins, WR 83 C. Holliday, LB 95 G. Lloyd, DE 97 R. Manuel.

		1	2	3	4	OT	TOTAL
VISITOR	Denver Broncos	7	17	0	0	—	24
HOME	Pittsburgh Steelers	7	7	0	7	—	21

FIELD GOALS (made ( ) & missed)
J. Elam (43)
N. Johnson 38WL

Team	Qtr	Clock Time	PLAY DESCRIPTION (Extra Point) (Drive Info)	SCORE Visitor	SCORE Home
BRONCOS	1	9:18	T. Davis 8 yd. run (J. Elam, kick) (6-72, 3:15)	7	0
STEELERS	1	6:16	K. Stewart 33 yd. run (N. Johnson, kick) (6-65, 3:02)	7	7
STEELERS	2	12:42	J. Bettis 1 yd. run (N. Johnson, kick) (11-68, 4:46)	7	14
BRONCOS	2	8:20	J. Elam 43 yd. Field Goal (11-45, 4:22)	10	14
BRONCOS	2	1:47	H. Griffith 15 yd. pass from J. Elway (J. Elam, kick) (5-80, 2:53)	17	14
BRONCOS	2	0:13	E. McCaffrey 1 yd. pass from J. Elway (J. Elam, kick) (4-54, 0:30)	24	14
STEELERS	4	2:46	C. Johnson 14 yd. pass from K. Stewart (N. Johnson, kick) (10-79, 2:57)	24	21

FINAL INDIVIDUAL STATISTICS

Denver Broncos

RUSHING	ATT	YDS	AVG	LG	TD
T. Davis	26	139	5.3	43	1
J. Elway	2	9	4.5	10	0
V. Hebron	2	2	1.0	2	0
TOTAL	**30**	**150**	**5.0**	**43**	**1**

PASSING	ATT	CMP	YDS	TKD/YD	TD	LG	IN	Rtg.
J. Elway	31	18	210	2/15	2	20	1	86.8
TOTAL	**31**	**18**	**210**	**2/15**	**2**	**20**	**1**	**86.8**

PASS RECEIVING	NO	YDS	AVG	LG	TD
R. Smith	6	87	14.5	20	0
E. McCaffrey	5	37	7.4	11	1
S. Sharpe	3	49	16.3	18	0
H. Griffith	2	26	13.0	**15**	1
V. Hebron	1	9	9.0	9	0
T. Davis	1	2	2.0	2	0
TOTAL	**18**	**210**	**11.7**	**20**	**2**

INTERCEPTIONS	NO	YDS	AVG	LG	TD
T. Braxton	1	6	6.0	6	0
A. Aldridge	1	0	0.0	0	0
R. Crockett	1	0	0.0	0	0
TOTAL	**3**	**6**	**2.0**	**6**	**0**

PUNTING	NO	YDS	AVG	NET	TB	IN20	LG
T. Rouen	5	157	31.4	27.6	0	1	48
TOTAL	**5**	**157**	**31.4**	**27.6**	**0**	**1**	**48**

PUNT RETURNS	NO	YDS	AVG	FC	LG	TD
D. Gordon	2	19	9.5	0	19	0
(DOWNED)	2	0	0.0	0	—	0
RETURNS	**2**	**19**	**9.5**	**0**	**19**	**0**

KICKOFF RETURNS	NO	YDS	AVG	FC	LG	TD
V. Hebron	4	69	17.3	0	25	0
RETURNS	**4**	**69**	**17.3**	**0**	**25**	**0**

Denver Broncos FUMBLES	Fum	Lost	Own Rec.	Yds	TD	FF	Opp. Rec.	Yds	TD	Out Bnds
T. Davis	1	1	0	0	0	0	0	0	0	0
D. Gordon	1	0	0	0	0	0	0	0	0	0
R. Crockett	0	0	1	1	0	0	0	0	0	0
N. Smith	0	0	0	0	0	1	0	0	0	0
M. Lodish	0	0	0	0	0	0	1	0	0	0
TOTAL	**2**	**1**	**1**	**1**	**0**	**1**	**1**	**0**	**0**	**0**

Pittsburgh Steelers

RUSHING	ATT	YDS	AVG	LG	TD
J. Bettis	23	105	4.6	16	1
K. Stewart	3	44	14.7	**33**	1
F. McAfee	1	12	12.0	12	0
TOTAL	**27**	**161**	**6.0**	**33**	**2**

PASSING	ATT	CMP	YDS	TKD/YD	TD	LG	IN	Rtg.
K. Stewart	36	18	201	3/8	1	27	3	41.6
TOTAL	**36**	**18**	**201**	**3/8**	**1**	**27**	**3**	**41.6**

PASS RECEIVING	NO	YDS	AVG	LG	TD
Y. Thigpen	6	92	15.3	27	0
C. Hawkins	4	30	7.5	9	0
C. Johnson	3	34	11.3	**14**	1
W. Blackwell	2	19	9.5	16	0
M. Bruener	1	16	16.0	16	0
T. Lester	1	7	7.0	7	0
J. Bettis	1	3	3.0	3	0
TOTAL	**18**	**201**	**11.2**	**27**	**1**

INTERCEPTIONS	NO	YDS	AVG	LG	TD
L. Kirkland	1	0	0.0	0	0
TOTAL	**1**	**0**	**0.0**	**0**	**0**

PUNTING	NO	YDS	AVG	NET	TB	IN20	LG
J. Miller	4	168	42.0	37.3	0	0	51
TOTAL	**4**	**168**	**42.0**	**37.3**	**0**	**0**	**51**

PUNT RETURNS	NO	YDS	AVG	FC	LG	TD
W. Blackwell	1	19	19.0	0	19	0
C. Hawkins	0	0	0.0	1	—	0
(DOWNED)	2	0	0.0	0	—	0
(OUT OF BOUNDS)	1	0	0.0	0	—	0
RETURNS	**1**	**19**	**19.0**	**1**	**19**	**0**

KICKOFF RETURNS	NO	YDS	AVG	FC	LG	TD
W. Blackwell	3	52	17.3	0	24	0
J. Witman	1	10	10.0	0	10	0
(TOUCHBACK)	1	0	0.0	0	—	0
RETURNS	**4**	**62**	**15.5**	**0**	**24**	**0**

Pittsburgh Steelers FUMBLES	Fum	Lost	Own Rec.	Yds	TD	FF	Opp. Rec.	Yds	TD	Out Bnds
D. Perry	0	0	0	0	0	1	1	0	0	0
K. Stewart	1	1	0	0	0	0	0	0	0	0
TOTAL	**1**	**1**	**0**	**0**	**0**	**1**	**1**	**0**	**0**	**0**

FINAL TEAM STATISTICS

	BRONCOS	STEELERS
TOTAL FIRST DOWNS	23	23
By Rushing	6	8
By Passing	15	13
By Penalty	2	2
THIRD DOWN EFFICIENCY	8-14-57%	6-11-55%
FOURTH DOWN EFFICIENCY	0-0-0%	0-0-0%
TOTAL NET YARDS	345	354
Total Offensive Plays (inc. times thrown passing)	63	66
Average gain per offensive play	5.5	5.4
NET YARDS RUSHING	150	161
Total Rushing Plays	30	27
Average gain per rushing play	5.0	6.0
NET YARDS PASSING	195	193
Times thrown – yards lost attempting to pass	2-15	3-8
Gross yards passing	210	201
PASS ATTEMPTS-COMPLETIONS-HAD INTERCEPTED	31-18-1	36-18-3
Average gain per pass play (inc. # thrown passing)	5.9	4.9
KICKOFFS Number-In End Zone-Touchbacks	5-1-1	4-0-0

	BRONCOS	STEELERS
PUNTS Number and Average	5-31.4	4-42
Had Blocked	0	0
FGs – PATs Had Blocked	0-0	0-0
TOTAL RETURN YARDAGE (Not Including Kickoffs)	25	19
No. and Yards Punt Returns	2-19	1-19
No. and Yards Kickoff Returns	4-69	4-62
No. and Yards Interception Returns	3-6	1-0
PENALTIES Number and Yards	4-21	4-71
FUMBLES Number and Lost	2-1	1-1
TOUCHDOWNS	3	3
Rushing	1	2
Passing	2	1
EXTRA POINTS Made-Attempts	3-3	3-3
Kicking Made-Attempts	3-3	3-3
FIELD GOALS Made-Attempts	1-1	0-1
SAFETIES	0	0
FINAL SCORE	24	21
TIME OF POSSESSION	30:01	29:59

BRONCOS DEFENSIVE STATISTICS

(based on unofficial press box statistics)

PLAYER	UT	A	TT	S-YDS	I-YDS	PD	FF	FR
R. Crockett	8	0	8	1-1	1-0	2	0	0
T. Braxton	3	5	8	0-0	1-6	3	0	0
A. Aldridge	4	1	5	0-0	1-0	1	0	0
D. Gordon	4	1	5	0-0	0-0	1	0	0
J. Mobley	4	1	5	0-0	0-0	1	0	0
A. Williams	3	2	5	0-0	0-0	0	0	0
B. Romanowski	3	1	4	0-0	0-0	0	0	0
S. Atwater	2	2	4	0-0	0-0	1	0	0
N. Smith	2	1	3	1-6	0-0	0	0	1
H. Hasselbach	1	2	3	0-0	0-0	0	0	0
D. Johnson	2	0	2	0-0	0-0	0	0	0
R. Hilliard	1	1	2	0-0	0-0	0	0	0
M. Tanuvasa	1	1	2	0-0	0-0	0	0	0
K. Traylor	1	1	2	1-1	0-0	1	0	0
G. Cadrez	0	1	1	0-0	0-0	0	0	0
T. Pryce	0	1	1	0-0	0-0	0	0	0
K. Burns	0	0	0	0-0	0-0	0	0	0
M. Lodish	0	0	0	0-0	0-0	0	1	0
D. Dodge	0	0	0	0-0	0-0	0	0	0
T. McKyer	0	0	0	0-0	0-0	0	0	0
TEAM TOTALS	**39**	**21**	**60**	**3-8**	**3-6**	**10**	**1**	**1**

Denver 14, Kansas City 10

Sunday, Jan. 4, 1998 • 3 p.m. CST • Arrowhead Stadium • Kansas City, Mo.

WEATHER: Overcast, 32º (wind chill 26º), Wind NW 6 mph • **ATTENDANCE:** 76,965 • **TIME:** 2:59

1997 AFC Divisional Playoff Game

The Denver Broncos posted their first road playoff win in 11 years—and only the second in franchise history—with a 14-10 victory against Kansas City in front of 76,965 fans at Arrowhead Stadium. Denver advanced to its first AFC Championship Game since 1991 on the strength of two Terrell Davis touchdowns, which tied the franchise postseason record for the second week in a row, and a defensive effort that limited the Chiefs to just 10 points that tied for the fewest allowed in club playoff history.

Davis broke a scoreless tie late in the second quarter, plowing into the end zone from one yard out to give Denver a 7-0 lead with 1:56 remaining in the half to cap an 8-play, 65-yard drive that covered 4:51 on the clock. Key to the drive was a 17-yard John Elway completion to Rod Smith on third-and-7 that gave the Broncos a first down at the Kansas City 4-yard line.

The Chiefs, limited to 58 yards of total offense in the first half, came out strong in the third quarter, moving the ball to the Denver 6-yard line before settling for a 20-yard Pete Stoyanovich field goal. Kansas City struck again late in the quarter when Elvis Grbac found tight end Tony Gonzalez in the back of the end zone for a 12-yard score, marking the Chiefs' only touchdown.

Denver, however, answered on its ensuing possession by driving 49 yards in six plays for what proved to be the game-winning touchdown. The key play of the drive was a 43-yard Elway-to-Ed McCaffrey completion on third-and-5 from the Chiefs' 44-yard line that gave Denver a first down at the Kansas City 1-yard line.

After two unsuccessful attempts from close range, Davis muscled his way through the middle of the Chiefs' line for his second touchdown of the day and the fifth of his career in the postseason to establish a franchise record.

Kansas City had possession three more times in the game but was turned back each occasion by the Broncos' defense after reaching Denver's 31 (punt), their own 36 (punt) and the Broncos' 20-yard line with 0:19 left (downs). The final play was a pass to the end zone on fourth-and-2 that was knocked down by Darrien Gordon, ending the Chiefs' hopes and propelling Denver to the AFC title game.

Elway, with 170 passing yards, moved into second place in NFL postseason history in that category. He surpassed both Terry Bradshaw (3,833) and Jim Kelly (3,863) to finish the day at 3,940 career passing yards in the playoffs.

OFFICIALS:

Referee — Jerry Markbreit (9); **Umpire** — Bob Wagner (100); **Head Linesman** — Terry Gierke (72); **Line Judge** — Walt Anderson (66); **Back Judge** — Al Jury (106); **Side Judge** — Mike Pereira (77); **Field Judge** — Bill Schmitz (122).

DENVER BRONCOS

OFFENSE			DEFENSE		
WR	80	R. Smith	LE	90	N. Smith
LT	65	G. Zimmerman	LT	94	K. Traylor
LG	69	M. Schlereth	RT	98	M. Tanuvasa
C	66	T. Nalen	RE	91	A. Williams
RG	75	B. Habib	WLB	51	J. Mobley
RT	77	T. Jones	MLB	57	A. Aldridge
TE	84	S. Sharpe	SLB	53	B. Romanowski
WR	87	E. McCaffrey	LCB	39	R. Crockett
QB	7	J. Elway	RCB	23	D. Gordon
HB	30	T. Davis	FS	27	S. Atwater
FB	29	H. Griffith	SS	34	T. Braxton

BRONCOS SUBSTITUTIONS: K 1 J. Elam, P 16 T. Rouen, CB 21 R. Hilliard, RB 22 V. Hebron, CB 25 D. Johnson, CB 26 T. McKyer, RB 31 D. Loville, S 32 T. Veland, S 33 D. Dodge, RB 37 A. Lynn, FB 42 D. Smith, LB 56 K. Burns, LB 59 G. Cadrez, G/C 63 D. Diaz-Infante, T 74 H. Swayne, WR 81 P. Jeffers, WR 85 W.Green, TE 86 B. Chamberlain, TE 89 D. Carswell, DT 93 T. Pryce, DE 96 H. Hasselbach, DT 97 M. Lodish. **DID NOT PLAY:** QB 6 B. Brister. **INACTIVE:** QB 8 J. Lewis, LB 50 J. Hesse, LB 58 S. Russ, G 62 D. Neil, T 70 J. Brown, DE 72 E. Jones, WR 88 S. Wilson, DT 99 D. Richie.

KANSAS CITY CHIEFS

OFFENSE			DEFENSE		
SE	89	A. Rison	LT	99	V. Booker
LT	69	J. Criswell	RT	75	J. Phillips
LG	79	D. Szott	RE	92	D. Williams
C	61	T. Grunhard	LLB	58	D. Thomas
RG	68	W. Shields	ILB	53	W. Simmons
RT	62	G. Parker	MLB	59	D. Edwards
TE	48	T. Popson	RLB	50	A. Davis
FL	80	L. Dawson	LCB	34	D. Carter
QB	11	E. Grbac	RCB	40	J. Hasty
FB	38	K. Anders	SS	25	R. Tongue
HB	27	G. Hill	FS	21	J. Woods

CHIEFS SUBSTITUTIONS: P 5 L. Aguiar, K 10 P Stoyanovich, CB 29 M. McMillian, FB 30 D. Bennett, RB 32 M. Allen, CB 45 B. Brooks, S 47 T. Scott, FB 49 T. Richardson, LB 51 G. Manusky, LB 54 T. Simien, G 64 R. Tamm, DT 71 T. Barndt, T 74 S. Wallace, DE 77 P. McDaniels, TE 82 D. Walker, WR 83 D. Hughes, WR 84 J. Horn, WR 87 T. Vanover, TE 88 T. Gonzalez, LB 90 T. Wooden, DE 93 J. Browning. **DID NOT PLAY:** QB 12 R. Gannon, DT 95 M. Dean Perry. **INACTIVE:** QB 8 B. Tolliver, QB 17 P. Barnes, CB 44 D. Anderson, C 65 J. Smith, T 70 M. Spears, T 72 N. Parks, WR 81 K. Lockett, DT 91 T. Parten.

		1	2	3	4	OT	TOTAL
VISITOR	Denver Broncos	0	7	0	7	—	14
HOME	Kansas City Chiefs	0	0	10	0	—	10

FIELD GOALS (made ( ) & missed)

P. Stoyanovich 44WL (20)

Team	Qtr	Clock Time	PLAY DESCRIPTION (Extra Point) (Drive Info)	SCORE Visitor	SCORE Home
BRONCOS	2	1:56	T. Davis 1 yd. run (J. Elam, kick) (8-65, 4:51)	7	0
CHIEFS	3	9:42	P. Stoyanovich 20 yd. Field Goal (11-67, 5:18)	7	3
CHIEFS	3	0:10	T. Gonzalez 12 yd. pass from E. Grbac (P. Stoyanovich, kick) (4-65, 1:35)	7	10
BRONCOS	4	12:32	T. Davis 1 yd. run (J. Elam, kick) (6-49, 2:38)	14	10

FINAL INDIVIDUAL STATISTICS

Denver Broncos

RUSHING	ATT	YDS	AVG	LG	TD
T. Davis	25	101	4.0	41	2
H. Griffith	4	9	2.3	4	0
D. Loville	2	0	0.0	3	0
J. Elway	1	-1	-1.0	-1	0
TOTAL	**32**	**109**	**3.4**	**41**	**2**

PASSING	ATT	CMP	YDS	TKD/ YD	TD	LG	IN	Rtg.
J. Elway	19	10	170	1/7	0	43	0	83.2
TOTAL	**19**	**10**	**170**	**1/7**	**0**	**43**	**0**	**83.2**

PASS RECEIVING	NO	YDS	AVG	LG	TD
E. McCaffrey	3	56	18.7	43	0
S. Sharpe	2	33	16.4	22	0
R. Smith	2	19	9.5	17	0
D. Carswell	1	26	26.0	26	0
W. Green	1	19	19.0	19	0
T. Davis	1	17	17.0	17	0
TOTAL	**10**	**170**	**17.0**	**43**	**0**

INTERCEPTIONS	NO	YDS	AVG	LG	TD
TOTAL	**0**	**0**	**0.0**	**—**	**0**

PUNTING	NO	YDS	AVG	NET	TB	IN20	LG
T. Rouen	6	217	36.2	31.2	1	2	51
TOTAL	**6**	**217**	**36.2**	**31.2**	**1**	**2**	**51**

PUNT RETURNS	NO	YDS	AVG	FC	LG	TD
D. Gordon	1	36	36.0	1	36	0
(DOWNED)	3	0	0.0	0	—	0
RETURNS	**1**	**36**	**36.0**	**1**	**36**	**0**

KICKOFF RETURNS	NO	YDS	AVG	FC	LG	TD
V. Hebron	2	51	25.5	0	28	0
D. Loville	1	20	20.0	0	20	0
RETURNS	**3**	**71**	**23.7**	**0**	**28**	**0**

Denver Broncos FUMBLES	Fum	Lost	Own Rec.	Yds	TD	FF	Opp. Rec.	Yds	TD	Out Bnds
T. Davis	2	0	2	0	0	0	0	0	0	0
A. Lynn	0	0	0	0	0	1	0	0	0	0
J. Elway	1	1	0	0	0	0	0	0	0	0
N. Smith	0	0	0	0	0	1	0	0	0	0
D. Loville	1	1	0	0	0	0	0	0	0	0
TOTAL	**4**	**2**	**2**	**0**	**0**	**2**	**0**	**0**	**0**	**0**

Kansas City Chiefs

RUSHING	ATT	YDS	AVG	LG	TD
M. Allen	12	37	3.1	14	0
E. Grbac	4	22	5.5	11	0
K. Anders	3	9	3.0	6	0
D. Bennett	3	4	1.3	8	0
L. Aguiar	1	3	3.0	3	0
G. Hill	1	2	2.0	2	0
TOTAL	**24**	**77**	**3.2**	**14**	**0**

PASSING	ATT	CMP	YDS	TKD/ YD	TD	LG	IN	Rtg.
E. Grbac	37	24	260	4/34	1	50	0	94.4
TOTAL	**37**	**24**	**260**	**4/34**	**1**	**50**	**0**	**94.4**

PASS RECEIVING	NO	YDS	AVG	LG	TD
A. Rison	8	110	13.8	34	0
T. Popson	5	26	5.2	13	0
T. Gonzalez	3	26	8.7	12	1
L. Dawson	2	20	10.0	12	0
K. Anders	2	4	2.0	3	0
J. Horn	1	50	50.0	50	0
D. Hughes	1	13	13.0	13	0
M. Allen	1	8	8.0	8	0
T. Vanover	1	3	3.0	3	0
TOTAL	**24**	**260**	**10.8**	**50**	**1**

INTERCEPTIONS	NO	YDS	AVG	LG	TD
TOTAL	**0**	**0**	**0.0**	**—**	**0**

PUNTING	NO	YDS	AVG	NET	TB	IN20	LG
L. Aguiar	5	232	46.4	39.2	0	2	62
TOTAL	**5**	**232**	**46.4**	**39.2**	**0**	**2**	**62**

PUNT RETURNS	NO	YDS	AVG	FC	LG	TD
T. Vanover	1	10	10.0	1	10	0
(DOWNED)	3	0	0.0	0	—	0
(TOUCHBACK)	1	0	0.0	0	—	0
RETURNS	**1**	**10**	**10.0**	**1**	**10**	**0**

KICKOFF RETURNS	NO	YDS	AVG	FC	LG	TD
T. Vanover	3	69	23.0	0	25	0
RETURNS	**3**	**69**	**23.0**	**0**	**25**	**0**

Kansas City Chiefs FUMBLES	Fum	Lost	Own Rec.	Yds	TD	FF	Opp. Rec.	Yds	TD	Out Bnds
D. Williams	0	0	0	0	0	1	0	0	0	0
T. Vanover	1	0	1	0	0	0	0	0	0	0
J. Woods	0	0	0	0	0	1	0	0	0	0
A. Davis	0	0	0	0	0	0	1	0	0	0
E. Grbac	1	0	0	0	0	0	0	0	0	0
G. Parker	0	0	1	0	0	0	0	0	0	0
J. Browning	0	0	0	0	0	1	0	0	0	0
R. Tongue	0	0	0	0	0	0	1	0	0	0
TOTAL	**2**	**0**	**2**	**0**	**0**	**3**	**2**	**0**	**0**	**0**

FINAL TEAM STATISTICS

	BRONCOS	CHIEFS
TOTAL FIRST DOWNS	16	18
By Rushing	6	4
By Passing	7	10
By Penalty	3	4
THIRD DOWN EFFICIENCY	5-11-45%	5-15-33%
FOURTH DOWN EFFICIENCY	0-0-0%	1-3-33%
TOTAL NET YARDS	272	303
Total Offensive Plays (inc. times thrown passing)	52	65
Average gain per offensive play	5.2	4.7
NET YARDS RUSHING	109	77
Total Rushing Plays	32	24
Average gain per rushing play	3.4	3.2
NET YARDS PASSING	163	226
Times thrown – yards lost attempting to pass	1-7	4-34
Gross yards passing	170	260
PASS ATTEMPTS-COMPLETIONS-HAD INTERCEPTED	19-10-0	37-24-0
Average gain per pass play (inc. # thrown passing)	8.2	5.5
KICKOFFS Number-In End Zone-Touchbacks	3-0-0	3-1-0

	BRONCOS	CHIEFS
PUNTS Number and Average	6-36.2	5-46.4
Had Blocked	0	0
FGs – PATs Had Blocked	0-0	0-0
TOTAL RETURN YARDAGE (Not Including Kickoffs)	36	10
No. and Yards Punt Returns	1-36	1-10
No. and Yards Kickoff Returns	3-71	3-69
No. and Yards Interception Returns	0-0	0-0
PENALTIES Number and Yards	8-64	7-65
FUMBLES Number and Lost	4-2	2-0
TOUCHDOWNS	2	1
Rushing	2	0
Passing	0	1
EXTRA POINTS Made-Attempts	2-2	1-1
Kicking Made-Attempts	2-2	1-1
FIELD GOALS Made-Attempts	0-0	1-2
SAFETIES	0	0
FINAL SCORE	14	10
TIME OF POSSESSION	28:54	31:06

BRONCOS DEFENSIVE STATISTICS

(based on unofficial press box statistics)

PLAYER	UT	A	TT	S-YDS	I-YDS	PD	FF	FR
J. Mobley	7	0	7	0-0	0-0	0	0	0
T. Braxton	5	1	6	0-0	0-0	0	0	0
D. Gordon	5	0	5	0-0	0-0	2	0	0
B. Romanowski	5	0	5	0-0	0-0	0	0	0
A. Aldridge	4	1	5	0-0	0-0	0	0	0
R. Crockett	4	0	4	0-0	0-0	0	0	0
N. Smith	4	0	4	2-20	0-0	0	0	1
K. Traylor	3	0	3	0-0	0-0	0	0	0
S. Atwater	2	1	3	0-0	0-0	0	0	0
H. Hasselbach	2	0	2	0-0	0-0	0	0	0

PLAYER	UT	A	TT	S-YDS	I-YDS	PD	FF	FR
M. Tanuvasa	2	0	2	0-0	0-0	0	0	0
A. Williams	2	0	2	2-14	0-0	0	0	0
D. Johnson	1	0	1	0-0	0-0	0	0	0
M. Lodish	1	0	1	0-0	0-0	0	0	0
K. Burns	0	0	0	0-0	0-0	0	0	0
G. Cadrez	0	0	0	0-0	0-0	0	0	0
T. McKyer	0	0	0	0-0	0-0	0	0	0
T. Pryce	0	0	0	0-0	0-0	0	0	0
T. Veland	0	0	0	0-0	0-0	0	0	0
TEAM TOTALS	**47**	**3**	**50**	**4-34**	**0-0**	**2**	**0**	**1**

Denver 42, Jacksonville 17

Saturday, Dec. 27, 1997 • 2:05 p.m. MST • Mile High Stadium • Denver

Weather: Partly Cloudy, 44º (wind chill 19º), Wind N 30 mph • **Attendance:** 74,481 • **Time:** 3:02

1997 AFC Wild Card Playoff Game

The Denver Broncos advanced to the AFC Divisional Playoff Round by literally running the Jacksonville Jaguars out of town as they piled up a club postseason-record 310 rushing yards en route to a 42-17 victory in front of 74,481 fans at Mile High Stadium. Denver set numerous team postseason records during the contest, including new standards for rushing attempts (49), total yards (511), points in a quarter (21; 4th qtr.), total points (42), first downs (28), rushing first downs (18) and third-down efficiency (75%), while the 237 yards allowed by the defense was the second-lowest total in Denver's 21-game playoff history.

The Broncos scored touchdowns on each of their first three possessions, racking up a 21-0 lead on 32 offensive plays during which time the Jaguars ran only six plays. Terrell Davis capped Denver's opening drive with a 2-yard touchdown run, and Rod Smith punctuated the next drive when he reeled in a 43-yard touchdown pass from John Elway. The lead was increased to 21-0 when Davis—who set franchise postseason records for rushing attempts (31), rushing yards (184) and longest run from scrimmage (59) before leaving in the third quarter with bruised ribs—tied the franchise records for rushing touchdowns and total touchdowns in a postseason game with his second of the day.

The Jaguars answered by scoring the game's next 17 points. Jacksonville scored on a 1-yard Natrone Means touchdown run in the second quarter, a 38-yard Mike Hollis field goal early in the third quarter and a blocked punt by safety Travis Davis, who returned it 29 yards for a touchdown to pull the Jaguars to within 21-17 with 9:16 left in the third quarter.

But the Broncos dominated from there as Derek Loville took over for the injured Davis and slashed his way to 103 yards (second most by a Bronco in the postseason) on 11 attempts and scored two fourth-quarter touchdowns on runs of 25 and eight yards to tie the club touchdown record already achieved in the game by Davis. Vaughn Hebron then got into the act, scoring Denver's fifth rushing touchdown of the day on a 6-yard run with 1:11 remaining to push the lead to its final margin of 42-17. With Davis' 184 rushing yards and Loville's 103, Denver became just the third team in NFL postseason history to boast two 100-yard rushers in the same game. Additionally, Denver's 40:59 possession time and its 310 rushing yards both were the fifth-highest totals recorded in an NFL playoff game.

OFFICIALS:

Referee — Bernie Kukar (86); **Umpire** — Jeff Rice (44); **Head Linesman** — John Schleyer (21); **Line Judge** — Tom Barnes (55); **Back Judge** — Tom Sifferman (118); **Side Judge** — Doug Toole (4); **Field Judge** — Bill Leavy (127).

DENVER BRONCOS

OFFENSE			DEFENSE		
WR	80	R. Smith	LE	90	N. Smith
LT	65	G. Zimmerman	LT	94	K. Traylor
LG	69	M. Schlereth	RT	98	M. Tanuvasa
C	66	T. Nalen	RE	91	A. Williams
RG	75	B. Habib	WLB	51	J. Mobley
RT	77	T. Jones	MLB	57	A. Aldridge
TE	84	S. Sharpe	SLB	53	B. Romanowski
WR	87	E. McCaffrey	LCB	39	R. Crockett
QB	7	J. Elway	RCB	23	D. Gordon
RB	30	T. Davis	FS	27	S. Atwater
FB	29	H. Griffith	SS	34	T. Braxton

BRONCOS SUBSTITUTIONS: K 1 J. Elam, QB 6 B. Brister, P 16 T. Rouen, CB 21 R. Hilliard, RB 22 V. Hebron, CB 25 D. Johnson, CB 26 T. McKyer, RB 31 D. Loville, S 32 T. Veland, S 33 D. Dodge, RB 37 A. Lynn, FB 42 D. Smith, LB 56 K. Burns, LB 59 G. Cadrez, G 63 D. Diaz-Infante, T 74 H. Swayne, WR 81 P. Jeffers, WR 85 W. Green, TE 86 B. Chamberlain, TE 89 D. Carswell, DT 93 T. Pryce, DE 96 H. Hasselbach, DT 97 M. Lodish. **INACTIVE:** QB 8 J. Lewis, LB 50 J. Hesse, LB 58 S. Russ, C/G 62 D. Neil, T 70 J. Brown, DE 72 E. Jones, WR 88 S. Wilson, DT 99 D. Richie.

JACKSONVILLE JAGUARS

OFFENSE			DEFENSE		
WR	82	J. Smith	LE	56	J. Lageman
LT	71	T. Boselli	LT	97	R. Wynn
LG	62	B. Coleman	RT	93	E. Tuaolo
C	79	D. Widell	RE	96	C. Simmons
RG	76	R. Tylski	SLB	51	K. Hardy
RT	72	L. Searcy	MLB	58	B. Schwartz
TE	83	P. Mitchell	WLB	50	E. Robinson
WR	87	K. McCardell	LCB	41	D. Thomas
QB	8	M. Brunell	RCB	27	D. Figures
RB	20	N. Means	SS	45	T. Davis
TE	88	D. Jones	FS	37	C. Hudson

JAGUARS SUBSTITUTIONS: K 1 M. Hollis, P 4 B. Barker, CB 21 A. Beasley, RB 23 R. Jordan, CB 26 K. Devine, S 28 D. Hall, DB 32 M. Logan, RB 33 J. Stewart, FB 49 T. Hallock, LB 52 B. Boyer, LB 54 J. Hamilton, LB 57 J. Kopp, G/T 67 J. Novak, WR 80 W. Jackson, WR 81 W. Moore, WR 84 R. Barlow, TE 85 R. Griffith, DE 90 T. Brackens, DT 91 S. Payne, DT 95 J. White, DE 99 J. Smeenge. **DID NOT PLAY:** QB 11 R. Johnson, G/T 78 T. Fordham. **INACTIVE:** QB 16 S. Matthews, CB 25 C. Anderson, S 29 R. Parker, FB 31 D. Shelton, G 68 M. Nori, G 73 B. DeMarco, TE 86 D. Brown, DE 98 J. Threats.

		1	2	3	4	OT	TOTAL
VISITOR	Jacksonville Jaguars	0	7	10	0	—	17
HOME	Denver Broncos	14	7	0	21	—	42

FIELD GOALS (made ( ) & missed)
M. Hollis (38)

Team	Qtr	Clock Time	PLAY DESCRIPTION (Extra Point) (Drive Info)	SCORE Visitor	SCORE Home
BRONCOS	1	7:39	T. Davis 2 yd. run (J. Elam, kick) (15-73, 7:21)	0	7
BRONCOS	1	2:37	R. Smith 43 yd. pass from J. Elway (J. Elam, kick) (6-60, 4:07)	0	14
BRONCOS	2	10:46	T. Davis 5 yd. run (J. Elam, kick) (11-92, 5:16)	0	21
JAGUARS	2	5:09	N. Means 1 yd. run (M. Hollis, kick) (9-79, 5:37)	7	21
JAGUARS	3	13:33	M. Hollis 38 yd. Field Goal (4-7, 1:27)	10	21
JAGUARS	3	9:16	T. Davis 29 yd. blocked punt return (M. Hollis, kick)	17	21
BRONCOS	4	13:21	D. Loville 25 yd. run (J. Elam, kick) (2-48, 0:37)	17	28
BRONCOS	4	3:43	D. Loville 8 yd. run (J. Elam, kick) (10-80, 5:28)	17	35
BRONCOS	4	1:11	V. Hebron 6 yd. run (J. Elam, kick) (2-9, 0:49)	17	42

FINAL INDIVIDUAL STATISTICS

Jacksonville Jaguars

RUSHING	ATT	YDS	AVG	LG	TD
N. Means	10	40	4.0	14	1
J. Stewart	1	6	6.0	6	0
M. Brunell	3	4	1.3	5	0
TOTAL	**14**	**50**	**3.6**	**14**	**1**

PASSING	ATT	CMP	YDS	TKD/YD	TD	LG	IN	Rtg.
M. Brunell	32	18	203	3/16	0	37	1	62.4
TOTAL	**32**	**18**	**203**	**3/16**	**0**	**37**	**1**	**62.4**

PASS RECEIVING	NO	YDS	AVG	LG	TD
K. McCardell	6	55	9.2	20	0
J. Smith	6	55	9.2	16	0
J. Stewart	3	46	15.3	26	0
D. Jones	1	37	37.0	37	0
P. Mitchell	1	7	7.0	7	0
N. Means	1	3	3.0	3	0
TOTAL	**18**	**203**	**12.7**	**37**	**0**

INTERCEPTIONS	NO	YDS	AVG	LG	TD
TOTAL	**0**	**0**	**0.0**	**—**	**0**

PUNTING	NO	YDS	AVG	NET	TB	IN20	LG
B. Barker	4	118	29.5	26.0	0	1	35
TOTAL	**4**	**118**	**29.5**	**26.0**	**0**	**1**	**35**

PUNT RETURNS	NO	YDS	AVG	FC	LG	TD
R. Barlow	1	5	5.0	0	5	0
(DOWNED)	1	0	0.0	0	—	0
RETURNS	**1**	**5**	**5.0**	**0**	**5**	**0**

KICKOFF RETURNS	NO	YDS	AVG	FC	LG	TD
R. Barlow	3	118	39.3	0	58	0
M. Logan	3	44	14.7	0	18	0
T. Hallock	1	6	6.0	0	6	0
D. Jones	0	-2	-2.0	0	-2	0
RETURNS	**7**	**166**	**23.7**	**0**	**58**	**0**

Jacksonville Jaguars FUMBLES	Fum	Own Lost	Own Rec.	Yds	TD	FF	Opp. Rec.	Yds	TD	Out Bnds
C. Simmons	0	0	0	0	0	1	0	0	0	0
C. Hudson	0	0	0	0	0	1	0	0	0	0
R. Wynn	0	0	0	0	0	0	1	0	0	0
M. Brunell	1	1	0	0	0	0	0	0	0	0
D. Thomas	0	0	0	0	0	0	1	0	0	0
TOTAL	**1**	**1**	**0**	**0**	**0**	**2**	**2**	**0**	**0**	**0**

Denver Broncos

RUSHING	ATT	YDS	AVG	LG	TD
T. Davis	31	184	5.9	59	2
D. Loville	11	103	9.4	44	2
V. Hebron	6	23	3.8	**6**	1
J. Elway	1	0	0.0	0	0
TOTAL	**49**	**310**	**6.3**	**59**	**5**

PASSING	ATT	CMP	YDS	TKD/YD	TD	LG	IN	Rtg.
J. Elway	24	16	223	3/22	1	**43**	0	110.2
TOTAL	**24**	**16**	**223**	**3/22**	**1**	**43**	**0**	**110.2**

PASS RECEIVING	NO	YDS	AVG	LG	TD
T. Davis	4	11	2.8	6	0
R. Smith	3	99	33.0	**43**	1
E. McCaffrey	2	33	16.5	25	0
W. Green	2	32	16.0	22	0
S. Sharpe	2	29	14.5	23	0
H. Griffith	2	9	4.5	8	0
D. Loville	1	10	10.0	10	0
TOTAL	**16**	**223**	**13.9**	**43**	**1**

INTERCEPTIONS	NO	YDS	AVG	LG	TD
D. Gordon	1	0	0.0	0	0
TOTAL	**1**	**0**	**0.0**	**0**	**0**

PUNTING	NO	YDS	AVG	NET	TB	IN20	LG
T. Rouen	2	99	49.5	47.0	0	1	53
(BLOCKED)	1	0	0.0	0.0	0	0	0
TOTAL	**3**	**99**	**33.0**	**31.3**	**0**	**1**	**53**

PUNT RETURNS	NO	YDS	AVG	FC	LG	TD
D. Gordon	1	14	14.0	0	14	0
(DOWNED)	1	0	0.0	0	—	0
(OUT OF BOUNDS)	2	0	0.0	0	—	0
RETURNS	**1**	**14**	**14.0**	**0**	**14**	**0**

KICKOFF RETURNS	NO	YDS	AVG	FC	LG	TD
V. Hebron	3	87	29.0	0	51	0
(TOUCHBACK)	1	0	0.0	0	—	0
RETURNS	**3**	**87**	**29.0**	**0**	**51**	**0**

Denver Broncos FUMBLES	Fum	Own Lost	Own Rec.	Yds	TD	FF	Opp. Rec.	Yds	TD	Out Bnds
J. Elway	3	2	1	-10	0	0	0	0	0	0
A. Aldridge	0	0	0	0	0	0	1	0	0	0
TOTAL	**3**	**2**	**1**	**-10**	**0**	**0**	**1**	**0**	**0**	**0**

FINAL TEAM STATISTICS

	JAGUARS	BRONCOS
TOTAL FIRST DOWNS	14	28
By Rushing	3	18
By Passing	9	8
By Penalty	2	2
THIRD DOWN EFFICIENCY	3-10-30%	12-16-75%
FOURTH DOWN EFFICIENCY	0-1-0%	1-1-100%
TOTAL NET YARDS	237	511
Total Offensive Plays (inc. times thrown passing)	49	76
Average gain per offensive play	4.8	6.7
NET YARDS RUSHING	50	310
Total Rushing Plays	14	49
Average gain per rushing play	3.6	6.3
NET YARDS PASSING	187	201
Times thrown – yards lost attempting to pass	3-16	3-22
Gross yards passing	203	223
PASS ATTEMPTS-COMPLETIONS-HAD INTERCEPTED	32-18-1	24-16-0
Average gain per pass play (inc. # thrown passing)	5.3	7.4
KICKOFFS Number-In End Zone-Touchbacks	4-1-1	7-0-0

	JAGUARS	BRONCOS
PUNTS Number and Average	4-29.5	3-33
Had Blocked	0	1
FGs – PATs Had Blocked	0-0	0-0
TOTAL RETURN YARDAGE (Not Including Kickoffs)	5	14
No. and Yards Punt Returns	1-5	1-14
No. and Yards Kickoff Returns	7-166	3-87
No. and Yards Interception Returns	0-0	1-0
PENALTIES Number and Yards	9-54	9-94
FUMBLES Number and Lost	1-1	3-2
TOUCHDOWNS	3	6
Rushing	1	5
Passing	0	1
Other (Blocked Kicks, etc.)	2	0
EXTRA POINTS Made-Attempts	2-2	6-6
Kicking Made-Attempts	2-2	6-6
FIELD GOALS Made-Attempts	1-1	0-0
SAFETIES	0	0
FINAL SCORE	17	42
TIME OF POSSESSION	19:01	40:59

BRONCOS DEFENSIVE STATISTICS

(based on unofficial press box statistics)

PLAYER	UT	A	TT	S-YDS	I-YDS	PD	FF	FR
J. Mobley	4	2	6	0-0	0-0	0	0	0
D. Gordon	5	0	5	1-8	1-0	4	0	0
B. Romanowski	3	1	4	0-0	0-0	0	0	0
K. Traylor	3	1	4	0-0	0-0	1	0	0
N. Smith	2	1	3	0-0	0-0	1	0	0
G. Cadrez	2	0	2	0-0	0-0	0	0	0
M. Tanuvasa	1	1	2	1-8	0-0	0	0	0
S. Atwater	0	2	2	0-0	0-0	2	0	0
A. Aldridge	1	0	1	0-0	0-0	0	1	0
T. Braxton	1	0	1	0-0	0-0	0	0	0
R. Crockett	1	0	1	0-0	0-0	0	0	0
T. Pryce	1	0	1	1-0	0-0	0	0	0
A. Williams	1	0	1	0-0	0-0	0	0	0
H. Hasselbach	0	1	1	0-0	0-0	0	0	0
K. Burns	0	0	0	0-0	0-0	0	0	0
D. Johnson	0	0	0	0-0	0-0	1	0	0
M. Lodish	0	0	0	0-0	0-0	0	0	0
T. McKyer	0	0	0	0-0	0-0	0	0	0
T. Veland	0	0	0	0-0	0-0	0	0	0
TEAM TOTALS	**25**	**9**	**34**	**3-16**	**1-0**	**9**	**1**	**0**

Jacksonville 30, Denver 27

Saturday, Jan. 4, 1997 • 2:05 p.m. MST • Mile High Stadium • Denver

WEATHER: Sunny, 46º, Wind NW 15 mph • **ATTENDANCE:** 75,678 • **TIME:** 3:02

1996 AFC Divisional Playoff Game

The Denver Broncos' most successful season since 1991 came to a surprising end at the hands of the Jacksonville Jaguars with a 30-27 loss in an AFC Divisional Playoff Game in front of 75,678 stunned fans at Mile High Stadium.

The loss was Denver's first of the season at home and only its second ever at home in the postseason.

The contest began on a promising note for the Broncos as they scored on two of their first three possessions to take a 12-0 lead into the second quarter. First, Vaughn Hebron scored his first-ever postseason touchdown on a 1-yard plunge on fourth down. During that drive, Terrell Davis set a franchise record for the longest postseason run with a 47-yard scamper. On Denver's next possession, Shannon Sharpe hauled in an 18-yard touchdown from John Elway to produce the 12-point lead.

The Jaguars proceeded to score on five unanswered possessions (three field goals and two touchdowns) to take a 23-12 lead at the 10:51 mark of the fourth quarter.

The Broncos responded with a 9-play, 57-yard drive that was capped by a 2-yard touchdown run by Davis, who then tacked on the two-point conversion himself to cut the deficit to 3, 23-20. But then Mark Brunell connected with Jimmy Smith for a touchdown on a critical third-and-5 play at the Broncos' 16-yard line with 3:39 remaining in the game to restore a 10-point advantage.

The Broncos again pulled to within three points when Elway found Ed McCaffrey in the end zone for a 15-yard touchdown with 1:50 left, but Denver's magic ran out as the Jaguars held on for the 30-27 win.

During the contest, Elway, who played in his franchise-record 15th postseason game, passed Terry Bradshaw for fourth place on the all-time NFL postseason list for pass attempts. He finished the day with 226 yards on 25-of-38 passing with two touchdowns. Davis gained 91 yards on the ground with one touchdown and safety Tyrone Braxton led the Broncos with 11 tackles on defense, but those efforts were not enough to overcome Jacksonville's onslaught.

Natrone Means, who led Jacksonville's 203-yard rushing attack, totaled 140 yards on 21 carries (6.7 avg.). Brunell added 44 more yards on seven rushes and completed 18-of-29 (62.1%) passes for 245 yards with two touchdowns for the Jaguars, who posted 443 yards of total offense.

OFFICIALS:

Referee — Red Cashion (43); **Umpire** — Art Demmas (78); **Line Judge** — Byron Boston (18); **Side Judge** — Laird Hayes (125); **Head Linesman** — Sid Semon (109); **Back Judge** — Tim Millis (80); **Field Judge** — John Robison (46).

DENVER BRONCOS

OFFENSE			DEFENSE		
WR	83	A. Miller	LE	90	D. Williams
LT	65	G. Zimmerman	LT	97	M. Lodish
LG	69	M. Schlereth	RT	95	M. Perry
C	66	T. Nalen	RE	91	A. Williams
RG	75	B. Habib	WLB	51	J. Mobley
RT	76	B. Thompson	MLB	57	A. Aldridge
TE	84	S. Sharpe	SLB	53	B. Romanowski
WR	87	E. McCaffrey	LCB	39	R. Crockett
QB	7	J. Elway	RCB	48	L. Washington
HB	30	T. Davis	FS	27	S. Atwater
FB	29	A. Craver	SS	34	T. Braxton

BRONCOS SUBSTITUTIONS: K 1 J. Elam, P 16 T. Rouen, CB 20 T. James, CB 21 R. Hilliard, RB 22 V. Hebron, CB 25 D. Johnson, S 31 R. Jones, S 37 T. Hauck, RB 38 R. Rivers, LB 56 K. Burns, LB 59 G. Cadrez, T 70 J. Brown, DT 79 J. Geathers, WR 80 R. Smith, WR 82 P. Jeffers, TE 86 B. Chamberlain, WR 88 M. Sherrard, TE 89 D. Carswell, DE 94 J. Robinson, DE 96 H. Hasselbach, DT 98 M. Tanuvasa. **DID NOT PLAY:** QB 8 J. Lewis, G 63 D. Diaz-Infante. **INACTIVE:** QB 11 T. Rubley, FB 42 D. Smith, LB 54 B. Hager, G 64 R. Tamm, DT 67 M. Campbell, T/G 68 R. McElroy, DT 72 E. Jones, WR 81 T. Kinchen.

JACKSONVILLE JAGUARS

OFFENSE			DEFENSE		
WR	82	J. Smith	LE	56	J. Lageman
LT	71	T. Boselli	LT	92	D. Davey
LG	62	B. Coleman	RT	64	J. Jurkovic
C	79	D. Widell	RE	96	C. Simmons
RG	76	R. Tylski	SLB	51	K. Hardy
RT	72	L. Searcy	MLB	55	T. McManus
TE	86	D. Brown	WLB	50	E. Robinson
WR	87	K. McCardell	LCB	21	A. Beasley
QB	8	M. Brunell	RCB	25	M. Washington
RB	20	N. Means	SS	28	D. Hall
FB	35	L. Maston	FS	37	C. Hudson

JAGUARS SUBSTITUTIONS: K 1 M. Hollis, P 4 B. Barker, CB 22 B. Brooks, RB 23 R. Jordan, FS 30 D. Studstill, RB 33 J. Stewart, CB 40 R. Massey, CB 42 R. Bell, FS 45 T. Davis, LB 52 B. Boyer, LB 57 J. Kopp, C 63 M. Cheever, G 73 B. DeMarco, WR 80 W. Jackson, TE 82 P. Mitchell, WR 84 R. Barlow, TE 85 R. Griffith, WR 88 K. Bullard, DE 90 T. Brackens, DE 91 P. Frase, DT 94 K. Pritchett. **DID NOT PLAY:** QB 11 R. Johnson, C/T 87 J. Novak. **INACTIVE:** QB 5 T. Philcox, LB 54 T. Hallock, C/G 66 G. Huntington, T 74 J. Herndon, FB 81 C. Griffin, WR 89 C. Marsh, DE 93 E. Logan, DE 98 J. White.

		1	2	3	4	OT	TOTAL
VISITOR	Jacksonville Jaguars	0	13	7	10	—	30
HOME	Denver Broncos	12	0	0	15	—	27

FIELD GOALS (made ( ) & missed)
M. Hollis (46) (42) (22)

Team	Qtr	Clock Time	PLAY DESCRIPTION (Extra Point) (Drive Info)	SCORE Visitor	SCORE Home
BRONCOS	1	6:22	V. Hebron 1 yd. run (No good, blocked) (6-50, 2:58)	0	6
BRONCOS	1	0:33	S. Sharpe 18 yd. pass from J. Elway (2-pt. Att. Failed) (7-64, 3:52)	0	12
JAGUARS	2	11:15	M. Hollis 46 yd. Field Goal (10-50, 4:18)	3	12
JAGUARS	2	2:58	N. Means 8 yd. run (M. Hollis, kick) (10-80, 5:21)	10	12
JAGUARS	2	0:10	M. Hollis 42 yd. Field Goal (5-65, 0:47)	13	12
JAGUARS	3	8:51	K. McCardell 31 yd. pass from M. Brunell (M. Hollis, kick) (7-75, 3:18)	20	12
JAGUARS	4	10:51	M. Hollis 22 yd. Field Goal (17-88, 8:32)	23	12
BRONCOS	4	7:37	T. Davis 2 yd. run (T. Davis, run) (9-57, 3:14)	23	20
JAGUARS	4	3:39	J. Smith 16 yd. pass from M. Brunell (M. Hollis, kick) (9-74, 3:58)	30	20
BRONCOS	4	1:50	E. McCaffrey 15 yd. pass from J. Elway (J. Elam, kick) (8-80, 1:49)	30	27

FINAL INDIVIDUAL STATISTICS

Jacksonville Jaguars

RUSHING	ATT	YDS	AVG	LG	TD
N. Means	21	140	6.7	21	1
M. Brunell	7	44	6.3	29	0
J. Stewart	8	19	2.4	5	0
TOTAL	**36**	**203**	**5.6**	**29**	**1**

PASSING	ATT	CMP	YDS	TKD/YD	TD	LG	IN	Rtg.
M. Brunell	29	18	245	2/5	2	44	0	112.0
TOTAL	**29**	**18**	**245**	**2/5**	**2**	**44**	**0**	**112.0**

PASS RECEIVING	NO	YDS	AVG	LG	TD
K. McCardell	5	59	11.8	**31**	1
N. Means	4	46	11.5	29	0
J. Smith	3	71	23.7	44	1
W. Jackson	3	35	11.7	19	0
P. Mitchell	2	9	4.5	8	0
J. Stewart	1	25	25.0	25	0
TOTAL	**18**	**245**	**13.6**	**44**	**2**

INTERCEPTIONS	NO	YDS	AVG	LG	TD
TOTAL	**0**	**0**	**0.0**	**—**	**0**

PUNTING	NO	YDS	AVG	NET	TB	IN20	LG
B. Barker	3	119	39.7	35.7	0	0	49
TOTAL	**3**	**119**	**39.7**	**35.7**	**0**	**0**	**49**

PUNT RETURNS	NO	YDS	AVG	FC	LG	TD
C. Hudson	1	3	3.0	2	3	0
(DOWNED)	1	0	0.0	0	—	0
(TOUCHBACK)	1	0	0.0	0	—	0
RETURNS	**1**	**3**	**3.0**	**2**	**3**	**0**

KICKOFF RETURNS	NO	YDS	AVG	FC	LG	TD
B. Brooks	4	75	18.8	0	29	0
RETURNS	**4**	**75**	**18.8**	**0**	**29**	**0**

Jacksonville Jaguars FUMBLES	Fum	Lost	Own Rec.	Yds	TD	FF	Opp. Rec.	Yds	TD	Out Bnds
T. McManus	0	0	0	0	0	1	0	0	0	0
TOTAL	**0**	**0**	**0**	**0**	**0**	**1**	**0**	**0**	**0**	**0**

Denver Broncos

RUSHING	ATT	YDS	AVG	LG	TD
T. Davis	14	91	6.5	47	1
J. Elway	5	30	6.0	19	0
V. Hebron	2	5	2.5	4	1
TOTAL	**21**	**126**	**6.0**	**47**	**2**

PASSING	ATT	CMP	YDS	TKD/YD	TD	LG	IN	Rtg.
J. Elway	38	25	226	1/1	2	**18**	0	99.2
TOTAL	**38**	**25**	**226**	**1/1**	**2**	**18**	**0**	**99.2**

PASS RECEIVING	NO	YDS	AVG	LG	TD
T. Davis	7	24	3.4	6	0
A. Miller	5	67	13.4	18	0
E. McCaffrey	5	54	10.8	**15**	1
A. Craver	3	17	5.7	7	0
S. Sharpe	2	31	15.5	**18**	1
D. Carswell	2	18	9.0	10	0
R. Smith	1	15	15.0	15	0
TOTAL	**25**	**226**	**9.0**	**18**	**2**

INTERCEPTIONS	NO	YDS	AVG	LG	TD
TOTAL	**0**	**0**	**0.0**	**—**	**0**

PUNTING	NO	YDS	AVG	NET	TB	IN20	LG
T. Rouen	5	213	42.6	38.0	1	3	52
TOTAL	**5**	**213**	**42.6**	**38.0**	**1**	**3**	**52**

PUNT RETURNS	NO	YDS	AVG	FC	LG	TD
R. Smith	2	12	6.0	0	6	0
(OUT OF BOUNDS)	1	0	0.0	0	—	0
RETURNS	**2**	**12**	**6.0**	**0**	**6**	**0**

KICKOFF RETURNS	NO	YDS	AVG	FC	LG	TD
V. Hebron	3	85	28.3	0	38	0
B. Chamberlain	1	15	15.0	0	15	0
K. Burns	1	14	14.0	0	14	0
P. Jeffers	1	9	9.0	0	9	0
(TOUCHBACK)	1	0	0.0	0	—	0
RETURNS	**6**	**123**	**20.5**	**0**	**38**	**0**

Denver Broncos FUMBLES	Fum	Lost	Own Rec.	Yds	TD	FF	Opp. Rec.	Yds	TD	Out Bnds
D. Carswell	1	0	1	0	0	0	0	0	0	0
TOTAL	**1**	**0**	**1**	**0**	**0**	**0**	**0**	**0**	**0**	**0**

FINAL TEAM STATISTICS

	JAGUARS	BRONCOS
TOTAL FIRST DOWNS	22	21
By Rushing	9	7
By Passing	11	13
By Penalty	2	1
THIRD DOWN EFFICIENCY	8-15-53%	6-12-50%
FOURTH DOWN EFFICIENCY	0-0-0%	1-1-100%
TOTAL NET YARDS	443	351
Total Offensive Plays (inc. times thrown passing)	67	60
Average gain per offensive play	6.6	5.9
NET YARDS RUSHING	203	126
Total Rushing Plays	36	21
Average gain per rushing play	5.6	6.0
NET YARDS PASSING	240	225
Times thrown – yards lost attempting to pass	2-5	1-1
Gross yards passing	245	226
PASS ATTEMPTS-COMPLETIONS-HAD INTERCEPTED	29-18-0	38-25-0
Average gain per pass play (inc. # thrown passing)	7.7	5.8
KICKOFFS Number-In End Zone-Touchbacks	7-1-1	5-2-0
PUNTS Number and Average	3-39.7	5-42.6
Had Blocked	0	0

	JAGUARS	BRONCOS
FGs – PATs Had Blocked	0-0	0-1
TOTAL RETURN YARDAGE (Not Including Kickoffs)	3	12
No. and Yards Punt Returns	1-3	2-12
No. and Yards Kickoff Returns	4-75	6-123
No. and Yards Interception Returns	0-0	0-0
PENALTIES Number and Yards	3-18	8-64
FUMBLES Number and Lost	0-0	1-0
TOUCHDOWNS	3	4
Rushing	1	2
Passing	2	2
EXTRA POINTS Made-Attempts	3-3	2-4
Kicking Made-Attempts	3-3	1-2
Rushing Made-Attempts	0-0	1-1
Passing Made-Attempts	0-0	0-1
FIELD GOALS Made-Attempts	3-3	0-0
SAFETIES	0	0
FINAL SCORE	30	27
TIME OF POSSESSION	32:24	27:36

BRONCOS DEFENSIVE STATISTICS

(based on unofficial press box statistics)

PLAYER	UT	A	TT	S-YDS	I-YDS	PD	FF	FR
T. Braxton	10	1	11	0-0	0-0	0	0	0
J. Mobley	6	2	8	0-0	0-0	1	0	0
S. Atwater	6	0	6	0-0	0-0	0	0	0
A. Aldridge	5	1	6	1-4	0-0	1	0	0
M. Perry	4	1	5	0-0	0-0	0	0	0
D. Williams	2	2	4	1-1	0-0	1	0	0
R. Crockett	2	0	2	0-0	0-0	1	0	0
T. Hauck	2	0	2	0-0	0-0	0	0	0
T. James	2	0	2	0-0	0-0	0	0	0

PLAYER	UT	A	TT	S-YDS	I-YDS	PD	FF	FR
M. Lodish	2	0	2	0-0	0-0	0	0	0
B. Romanowski	2	0	2	0-0	0-0	0	0	0
H. Hasselbach	1	0	1	0-0	0-0	0	0	0
R. Hilliard	1	0	1	0-0	0-0	0	0	0
M. Tanuvasa	1	0	1	0-0	0-0	0	0	0
A. Williams	1	0	1	0-0	0-0	2	0	0
K. Burns	0	0	0	0-0	0-0	0	0	0
TEAM TOTALS	**47**	**7**	**54**	**2-5**	**0-0**	**6**	**0**	**0**

L.A. Raiders 42, Denver 24

Sunday, Jan. 9, 1994 • 1 p.m. PST • Los Angeles Coliseum • Los Angeles

WEATHER: Sunny, 76º, Wind 0 mph • **ATTENDANCE:** 65,314 • **TIME:** 3:36

1993 AFC Wild Card Game

Facing the Los Angeles Raiders for the second time in as many weeks, the Denver Broncos saw the Raiders pull away from a 21-21 halftime tie en route to a 42-24 win in an AFC Wild Card Game in front of 65,314 fans at the Los Angeles Coliseum.

Denver quarterback John Elway completed 29-of-47 passes (61.7%) for 302 yards with three touchdowns and one interception while tight end Shannon Sharpe hauled in a game-high 13 receptions for 156 yards (12.0 avg.) with one touchdown.

The Raiders struck first on a 7-play, 80-yard drive that was capped with a 9-yard touchdown pass from quarterback Jeff Hostetler to tight end Ethan Horton at 9:17 of the first quarter.

Elway and the Broncos responded with a scoring drive of their own, going 65 yards in seven plays with Elway finding Sharpe for a 23-yard touchdown. The Raiders bounced back with a 65-yard touchdown pass to wide receiver Tim Brown to take a 14-7 lead at 2:25 of the first quarter. The Broncos responded by driving 80 yards in 12 plays, setting up a 16-yard touchdown toss from Elway to tight end Reggie Johnson to tie the score. Hostetler continued to be red hot on the Raiders' next possession, throwing a 54-yard touchdown pass to wide receiver James Jett for a 21-14 lead at 7:28 of the second quarter.

On the Broncos' final drive of the half, the offense chewed up nearly seven minutes and went 77 yards to tie the score at 21 on wide receiver Derek Russell's 6-yard touchdown reception. Elway showed his ability to create plays for the offense, completing passes to six different receivers and taking off on two rushes of his own during the drive.

The two teams combined for nearly 500 yards of total offense by halftime, but only the Raiders continued that pace in the second half. After receiving the opening kickoff, the Broncos failed to move the ball on their first three possessions, giving the Raiders great field position after three punts that averaged 30 yards. The Raiders took advantage of the field position, converting two of those possessions into touchdowns on drives of three and five plays, respectively, to take a commanding 35-21 lead at 4:27 of the third quarter.

The Broncos made a dent in the score at the beginning of the fourth period on a 33-yard field goal by Jason Elam at 12:36. The Raiders responded to that with a 10-play, 76-yard drive that was capped by Napoleon McCallum's third touchdown of the game from one yard out at 6:43 to mark the final points scored on the afternoon.

OFFICIALS:

Referee — Bob McElwee (95); **Umpire** — Al Conway (27); **Line Judge** — Tom Barnes (55); **Side Judge** — Don Wedge (28); **Head Linesman** — Aaron Pointer (79); **Back Judge** — Bill Lovett (98); **Field Judge** — Don Hakes (96).

DENVER BRONCOS

OFFENSE			DEFENSE		
WR	88	J. Evans	LE	99	S. Dronett
LT	65	G. Zimmerman	NT	71	G. Kragen
LG	79	D. Widell	RE	91	W. Oshodin
C	72	K. Kartz	LOLB	51	M. Croel
RG	75	B. Habib	LILB	77	K. Mecklenburg
RT	68	R. Freeman	MLB	57	D. Wyman
TE	89	R. Johnson	ROLB	73	S. Fletcher
WR	87	C. Tillman	LCB	34	T. Braxton
QB	7	J. Elway	RCB	23	R. Bradford
RB	39	R. Delpino	SS	49	D. Smith
TE	84	S. Sharpe	FS	27	S. Atwater

BRONCOS SUBSTITUTIONS: K 1 J. Elam, QB 8 T. Maddox, P 16 T. Rouen, CB 21 L. Lang, RB 22 G. Milburn, S 31 R. Jones, CB 36 F. Robinson, FB 37 A. Lynn, RB 38 R. Rivers, S 40 D. Hall, WR 42 K. Taylor, CB 47 D. Pool, LB 54 M. Donahue, LB 58 E. Alexander, LB 59 T. Lucas, G 64 J. Melander, G 76 K. Scrafford, T 78 D. Maggs, WR 80 T. Kimbrough, WR 85 D. Russell, WR 86 A. Marshall, DE 94 J. Robinson, DT 97 D. Drozdov. **INACTIVE:** 3QB 12 S. Moore, CB 29 C. Dimry, LB 52 J. Mills, C 61 B. Meeks, WR 81 B. Rose, WR 83 M. Bonner, DE 90 D. Williams, DT 95 A. Taylor.

LOS ANGELES RAIDERS

OFFENSE			DEFENSE		
WR	89	A. Wright	LE	75	H. Long
LT	71	G. Perry	LT	91	C. McGlockton
LG	76	S. Wisniewski	RT	74	N. Harrison
C	72	D. Mosebar	RE	93	G. Townsend
RG	65	M. Montoya	LLB	51	A. Wallace
RT	68	B. Wilkerson	MLB	57	J. Kelly
TE	88	E. Horton	RLB	99	W. Moss
WR	81	T. Brown	LCB	36	T. McDaniel
QB	15	J. Hostetler	RCB	48	L. Washington
RB	41	N. McCallum	SS	20	D. Hoskins
RB	21	R. Montgomery	FS	33	E. Anderson

RAIDERS SUBSTITUTIONS: P 7 J. Gossett, K 18 J. Jaeger, RB 23 R. Jordan, S 25 D. Land, S 31 R. Dixon, RB 35 S. Smith, RB 38 N. Bell, RB 39 K. Smith, LB 45 D. Fulcher, CB 46 T. Dorn, LB 52 M. Jones, LB 54 G. Biekert, DE 56 A. Bruce, G 64 T. Peat, C 67 D. Turk, G 77 R. Stephens, WR 80 D. Hobbs, WR 82 J. Jett, WR 83 W. Gault, TE 84 J. Duff, DE 94 A. Smith, DT 97 W. Broughton. **DID NOT PLAY:** QB 11 V. Evans. **INACTIVE:** 3QB 12 B.J. Hobert, RB 28 G. Robinson, S 29 P. Bates, CB 37 J. Trapp, T 78 G. Skrepenak, T 79 K. Lanier, WR 86 R. Ismail, DT 92 F. Collons.

		1	2	3	4	OT	TOTAL
VISITOR	Denver Broncos	7	14	0	3	—	24
HOME	Los Angeles Raiders	14	7	14	7	—	42

FIELD GOALS (made ( ) & missed)
J. Elam (33)

Team	Qtr	Clock Time	PLAY DESCRIPTION (Extra Point) (Drive Info)	SCORE Visitor	SCORE Home
RAIDERS	1	9:17	E. Horton 9 yd. pass from J. Hostetler (J. Jaeger, kick) (7-80, 3:18)	0	7
BRONCOS	1	6:12	S. Sharpe 23 yd. pass from J. Elway (J. Elam, kick) (7-65, 3:05)	7	7
RAIDERS	1	2:25	T. Brown 65 yd. pass from J. Hostetler (J. Jaeger, kick) (6-78, 3:47)	7	14
BRONCOS	2	10:06	R. Johnson 16 yd. pass from J. Elway (J. Elam, kick) (12-80, 7:19)	14	14
RAIDERS	2	7:28	J. Jett 54 yd. pass from J. Hostetler (J. Jaeger, kick) (5-84, 2:38)	14	21
BRONCOS	2	0:32	D. Russell 6 yd. pass from J. Elway (J. Elam, kick) (13-77, 6:56)	21	21
RAIDERS	3	8:08	N. McCallum 26 yd. run (J. Jaeger, kick) (3-35, 1:25)	21	28
RAIDERS	3	4:27	N. McCallum 2 yd. run (J. Jaeger, kick) (5-52, 2:31)	21	35
BRONCOS	4	12:36	J. Elam 33 yd. Field Goal (8-63, 2:32)	24	35
RAIDERS	4	6:43	N. McCallum 1 yd. run (J. Jaeger, kick) (10-76, 5:53)	24	42

FINAL INDIVIDUAL STATISTICS

Denver Broncos

RUSHING	ATT	YDS	AVG	LG	TD
R. Delpino	9	32	3.6	16	0
J. Elway	5	23	4.6	6	0
R. Rivers	1	2	2.0	2	0
T. Maddox	1	1	1.0	1	0
G. Milburn	2	–2	–1.0	1	0
TOTAL	**18**	**56**	**3.1**	**16**	**0**

PASSING	ATT	CMP	YDS	TKD/YD	TD	LG	IN	Rtg.
J. Elway	47	29	302	1/5	3	25	1	92.7
T. Maddox	7	3	34	0/0	0	13	0	58.0
TOTAL	**54**	**32**	**336**	**1/5**	**3**	**25**	**1**	**88.2**

PASS RECEIVING	NO	YDS	AVG	LG	TD
S. Sharpe	13	156	12.0	**23**	1
A. Marshall	5	69	13.8	20	0
G. Milburn	5	8	1.6	6	0
D. Russell	2	31	15.5	25	1
C. Tillman	2	25	12.5	16	0
R. Johnson	2	19	9.5	**16**	1
K. Taylor	1	13	13.0	13	0
R. Rivers	1	8	8.0	8	0
J. Evans	1	7	7.0	7	0
TOTAL	**32**	**336**	**10.5**	**25**	**3**

INTERCEPTIONS	NO	YDS	AVG	LG	TD
TOTAL	**0**	**0**	**0.0**	**—**	**0**

PUNTING	NO	YDS	AVG	NET	TB	IN20	LG
T. Rouen	4	135	33.8	28.8	1	0	45
TOTAL	**4**	**135**	**33.8**	**28.8**	**1**	**0**	**45**

PUNT RETURNS	NO	YDS	AVG	FC	LG	TD
G. Milburn	3	38	12.7	0	18	0
(DOWNED)	1	0	0.0	0	—	0
RETURNS	**3**	**38**	**12.7**	**0**	**18**	**0**

KICKOFF RETURNS	NO	YDS	AVG	FC	LG	TD
G. Milburn	6	85	14.2	0	21	0
(OUT OF BOUNDS)	1	0	0.0	0	—	0
RETURNS	**6**	**85**	**14.2**	**0**	**21**	**0**

Denver Broncos FUMBLES	Fum	Lost	Own Rec.	Yds	TD	FF	Opp. Rec.	Yds	TD	Out Bnds
J. Elway	1	0	0	0	0	0	0	0	0	0
K. Kartz	0	0	1	0	0	0	0	0	0	0
T. Maddox	1	0	1	0	0	0	0	0	0	0
TOTAL	**2**	**0**	**2**	**0**	**0**	**0**	**0**	**0**	**0**	**0**

Los Angeles Raiders

RUSHING	ATT	YDS	AVG	LG	TD
N. McCallum	13	81	6.2	26	3
T. Montgomery	15	50	3.3	15	0
J. Hostetler	4	5	1.3	4	0
TOTAL	**32**	**136**	**4.3**	**26**	**3**

PASSING	ATT	CMP	YDS	TKD/YD	TD	LG	IN	Rtg.
J. Hostetler	19	13	294	2/3	3	65	0	150.8
TOTAL	**19**	**13**	**294**	**2/3**	**3**	**65**	**0**	**150.8**

PASS RECEIVING	NO	YDS	AVG	LG	TD
J. Jett	3	111	37.0	**54**	1
T. Brown	3	86	28.7	**65**	1
E. Horton	3	45	15.0	33	1
T. Montgomery	3	29	9.7	18	0
A. Wright	1	23	23.0	23	0
TOTAL	**13**	**294**	**22.6**	**65**	**3**

INTERCEPTIONS	NO	YDS	AVG	LG	TD
T. Dorn	1	1	1.0	1	0
TOTAL	**1**	**1**	**1.0**	**1**	**0**

PUNTING	NO	YDS	AVG	NET	TB	IN20	LG
J. Gossett	4	170	42.5	33.0	0	1	50
TOTAL	**4**	**170**	**42.5**	**33.0**	**0**	**1**	**50**

PUNT RETURNS	NO	YDS	AVG	FC	LG	TD
(DOWNED)	1	0	0.0	0	—	0
(OUT OF BOUNDS)	2	0	0.0	0	—	0
(TOUCHBACK)	1	0	0.0	0	—	0
RETURNS	**0**	**0**	**0.0**	**0**	**—**	**0**

KICKOFF RETURNS	NO	YDS	AVG	FC	LG	TD
W. Gault	4	55	13.8	0	20	0
(TOUCHBACK)	1	0	0.0	0	—	0
RETURNS	**4**	**55**	**13.8**	**0**	**20**	**0**

L.A. Raiders FUMBLES	Fum	Lost	Own Rec.	Yds	TD	FF	Opp. Rec.	Yds	TD	Out Bnds
A. Smith	0	0	0	0	0	1	0	0	0	0
TOTAL	**0**	**0**	**0**	**0**	**0**	**1**	**0**	**0**	**0**	**0**

FINAL TEAM STATISTICS

	BRONCOS	RAIDERS
TOTAL FIRST DOWNS	26	19
By Rushing	4	6
By Passing	18	10
By Penalty	4	3
THIRD DOWN EFFICIENCY	4-14-29%	5-9-56%
FOURTH DOWN EFFICIENCY	2-4-50%	0-0-0%
TOTAL NET YARDS	387	427
Total Offensive Plays (inc. times thrown passing)	73	53
Average gain per offensive play	5.3	8.1
NET YARDS RUSHING	56	136
Total Rushing Plays	18	32
Average gain per rushing play	3.1	4.3
NET YARDS PASSING	331	291
Times thrown – yards lost attempting to pass	1-5	2-3
Gross yards passing	336	294
PASS ATTEMPTS-COMPLETIONS-HAD INTERCEPTED	54-32-1	19-13-0
Average gain per pass play (inc. # thrown passing)	6.0	13.9
KICKOFFS Number-In End Zone-Touchbacks	5-1-1	7-0-0

	BRONCOS	RAIDERS
PUNTS Number and Average	4-33.8	4-42.5
Had Blocked	0	0
FGs – PATs Had Blocked	0-0	0-0
TOTAL RETURN YARDAGE (Not Including Kickoffs)	38	1
No. and Yards Punt Returns	3-38	0-0
No. and Yards Kickoff Returns	6-85	4-55
No. and Yards Interception Returns	0-0	1-1
PENALTIES Number and Yards	10-97	17-130
FUMBLES Number and Lost	2-0	0-0
TOUCHDOWNS	3	6
Rushing	0	3
Passing	3	3
EXTRA POINTS Made-Attempts	3-3	6-6
FIELD GOALS Made-Attempts	1-1	0-0
SAFETIES	0	0
FINAL SCORE	24	42
TIME OF POSSESSION	31:09	28:51

BRONCOS DEFENSIVE STATISTICS

(based on unofficial press box statistics)

PLAYER	UT	A	TT	S-YDS	I-YDS	PD	FF	FR
D. Smith	6	1	7	0-0	0-0	0	0	0
D. Wyman	5	2	7	0-0	0-0	0	0	0
K. Mecklenburg	4	2	6	0-0	0-0	0	0	0
S. Atwater	5	0	5	0-0	0-0	0	0	0
R. Bradford	4	0	4	0-0	0-0	0	0	0
T. Braxton	3	0	3	0-0	0-0	0	0	0
M. Croel	3	0	3	0-0	0-0	1	0	0
S. Dronett	2	0	2	0-0	0-0	0	0	0
S. Fletcher	2	0	2	2-3	0-0	0	0	0
L. Lang	2	0	2	0-0	0-0	0	0	0
W. Oshodin	2	0	2	0-0	0-0	0	0	0
D. Hall	1	1	2	0-0	0-0	0	0	0
G. Kragen	2	0	2	0-0	0-0	0	0	0
E. Alexander	0	1	1	0-0	0-0	0	0	0
TEAM TOTALS	**39**	**9**	**48**	**2-3**	**0-0**	**1**	**0**	**0**

Buffalo 10, Denver 7

Sunday, Jan. 12, 1992 • 12:35 p.m. EST • Rich Stadium • Orchard Park, N.Y.

WEATHER: Sunny, 42º, Wind SSW 15 mph • **ATTENDANCE:** 80,272 • **TIME:** 2:59

1991 AFC Championship Game

The Broncos were denied their fifth AFC Championship, losing 10-7 to the Bills before 80,272 fans at Rich Stadium. Denver's defense shut down the high-powered Buffalo offense, limiting it to just 213 total yards and only 12 first downs, but the Broncos' offense failed to capitalize on several first-half opportunities.

Both teams struggled to find their offenses in the first two quarters, and the game was scoreless at halftime. Buffalo punted on its first two drives of the contest after a total net gain of negative two yards and had its third drive end when nose tackle Greg Kragen tipped and then intercepted a pass on the Buffalo 29. But Denver could not take advantage as David Treadwell's 47-yard field goal attempt sailed wide left. After the Broncos halted another Buffalo drive, Treadwell missed a 42-yard field goal attempt.

Once again, the Bills punted after failing to get a first down, and a 10-yard punt return by Vance Johnson set Denver up on the 50. On first down, quarterback John Elway threw a middle screen to running back Steve Sewell, who gained 26 yards to the Buffalo 24. The Broncos could move no closer than the 20, and Treadwell's 37-yard field goal attempt was wide right to end the last scoring threat of the first half.

The Bills' second drive of the third quarter began at their 20, and 11 plays later, they faced a third-and-7 on Denver's 26. Quarterback Jim Kelly's pass to James Lofton was intercepted by cornerback Tyrone Braxton and returned to the Denver 19. On second-and-10, Elway attempted another middle screen to Sewell, but linebacker Carlton Bailey picked off the pass and ran 11 yards for a touchdown and a 7-0 Buffalo lead.

The Broncos' first possession of the fourth quarter began with Gary Kubiak at quarterback after Elway left the game with an injured thigh muscle. Kubiak drove Denver from its 21 to the Buffalo 23, but the Broncos failed to convert a fourth-down attempt. The Bills then drove 50 yards in nine plays to score on a 44-yard field goal by Scott Norwood. Now down 10-0, Kubiak engineered a frantic drive in which Denver covered 85 yards in eight plays, and he scored on a 3-yard quarterback draw to pull Denver within 3 points, 10-7, with less than two minutes to play.

The ensuing onside kickoff was recovered by the Broncos' Steve Atwater, and Denver began its last-chance drive on its 49 with 1:43 left on the clock and two timeouts. On first down, Kubiak hit Sewell for seven yards, but cornerback Kirby Jackson stripped the ball away and recovered it on the Buffalo 44. The Broncos' defense forced the Bills to punt, but Denver could only reach the 50 as time ran out.

OFFICIALS:

Referee — Dale Hamer (104); **Umpire** — Al Conway (27); **Line Judge** — Bill Reynolds (53); **Side Judge** — Doug Toole (4); **Head Linesman** — Sid Semon (109); **Back Judge** — Al Jury (106); **Field Judge** — Don Hakes (96).

DENVER BRONCOS

OFFENSE			DEFENSE		
WR	83	M. Young	LE	91	W. Powers
LT	62	J. Davidson	NT	71	G. Kragen
LG	63	S. Farrell	RE	90	R. Holmes
C	79	Da. Widell	LOLB	73	S. Fletcher
RG	67	Do. Widell	LILB	56	M. Brooks
RT	76	K. Lanier	RILB	77	K. Mecklenburg
WR	81	S. Sharpe	ROLB	51	M. Croel
WR	85	D. Russell	LCB	34	T. Braxton
QB	7	J. Elway	RCB	24	W. Henderson
RB	28	G. Green	SS	49	D. Smith
WR	82	V. Johnson	FS	27	S. Atwater

BRONCOS SUBSTITUTIONS: P 2 M. Horan, QB 8 G. Kubiak, K 9 D. Treadwell, CB 21 L. Lang, S 22 A. Montgomery, CB 29 C. Dimry, RB 30 S. Sewell, RB 38 R. Rivers, RB 41 G. Lewis, S 48 R. Robbins, LB 54 K. Traylor, LB 59 T. Lucas, T/C 60 N. Subis, G 68 C. Ker, DE 70 B. Sochia, C 72 K. Kartz, T 74 H. Salem, WR 80 M. Jackson, WR 84 R. Nattiel, TE 88 C. Kay, DE 96 K. Walker. **DID NOT PLAY:** LB 52 J. Mills, TE 89 R. Johnson. **INACTIVE:** 3QB 12 S. Moore, RB 26 B. Humphrey.

BUFFALO BILLS

OFFENSE			DEFENSE		
WR	80	J. Lofton	LE	96	L. Seals
LT	69	W. Wolford	NT	91	J. Wright
LG	51	J. Richter	RE	78	B. Smith
C	67	K. Hull	LOLB	97	C. Bennett
RG	59	M. Frerotte	LILB	58	S. Conlan
RT	75	H. Ballard	RILB	54	C. Bailey
TE	84	K. McKeller	ROLB	56	D. Talley
WR	83	A. Reed	LCB	47	K. Jackson
QB	12	J. Kelly	RCB	37	N. Odomes
RB	34	T. Thomas	SS	46	L. Smith
WR	82	D. Beebe	FS	38	M. Kelso

BILLS SUBSTITUTIONS: K 5 B. Daluiso, P 9 C. Mohr, K 11 S. Norwood, QB 14 F. Reich, S 20 H. Jones, RB 23 K. Davis, CB 27 C. Hicks, CB 31 J. Williams, RB 35 C. Gardner, SS 45 D. Drane, LB 50 R. Bentley, LB 53 M. Patton, C 63 A. Lingner, NT 73 M. Lodish, WR 85 A. Edwards, TE 87 B. Rolle, TE 88 P. Metzelaars, WR 89 S. Tasker, DE 90 P. Hansen, DE 94 M. Pike, LB 99 G. Garner. **DID NOT PLAY:** OL 64 M Brennan, T 79 J. Staysnicak. **INACTIVE:** 3QB 7 G. Gilbert, G/T 74 G. Parker.

		1	2	3	4	OT	TOTAL
VISITOR	Denver Broncos	0	0	0	7	—	7
HOME	Buffalo Bills	0	0	7	3	—	10

FIELD GOALS (made ( ) & missed)
D. Treadwell 47WL 42WR 37WR
S. Norwood (44)

Team	Qtr	Clock Time	PLAY DESCRIPTION (Extra Point) (Drive Info)	SCORE Visitor	SCORE Home
BILLS	3	9:32	C. Bailey 11 yd. return (S. Norwood, kick) (0-11, 0:11)	0	7
BILLS	4	10:42	S. Norwood 44 yd. Field Goal (9-50, 3:57)	0	10
BRONCOS	4	13:17	G. Kubiak 3 yd. run (D. Treadwell, kick) (8-85, 2:35)	7	10

FINAL INDIVIDUAL STATISTICS

Denver Broncos

RUSHING	ATT	YDS	AVG	LG	TD
G. Green	19	53	2.8	18	0
G. Kubiak	3	22	7.3	11	1
J. Elway	4	10	2.5	7	0
S. Sewell	4	3	0.8	6	0
V. Johnson	2	-7	-3.5	-1	0
TOTAL	**32**	**81**	**2.5**	**18**	**1**

PASSING	ATT	CMP	YDS	TKD/YD	TD	LG	IN	Rtg.
J. Elway	21	11	121	3/24	0	26	1	49.9
G. Kubiak	12	11	136	1/10	0	24	0	113.9
TOTAL	**33**	**22**	**257**	**4/34**	**0**	**26**	**1**	**77.5**

PASS RECEIVING	NO	YDS	AVG	LG	TD
V. Johnson	8	104	13.0	24	0
S. Sewell	7	78	11.1	26	0
S. Sharpe	3	40	13.3	15	0
M. Young	3	25	8.3	10	0
R. Nattiel	1	10	10.0	10	0
TOTAL	**22**	**257**	**11.7**	**26**	**0**

INTERCEPTIONS	NO	YDS	AVG	LG	TD
G. Kragen	1	0	0.0	0	0
T. Braxton	1	5	5.0	5	0
TOTAL	**2**	**5**	**2.5**	**5**	**0**

PUNTING	NO	YDS	AVG	NET	TB	IN20	LG
Horan	6	262	43.7	40.3	1	4	76
TOTAL	**6**	**262**	**43.7**	**40.3**	**1**	**4**	**76**

PUNT RETURNS	NO	YDS	AVG	FC	LG	TD
V. Johnson	3	36	12.0	3	13	0
(DOWNED)	1	0	0.0	0	—	0
(TOUCHBACK)	1	0	0.0	0	—	0
RETURNS	**3**	**36**	**12.0**	**3**	**13**	**0**

KICKOFF RETURNS	NO	YDS	AVG	FC	LG	TD
A. Montgomery	2	34	17.0	0	18	0
D. Russell	1	15	15.0	0	15	0
RETURNS	**3**	**49**	**16.3**	**0**	**18**	**0**

Denver Broncos FUMBLES	Fum	Lost	Own Rec.	Yds	TD	FF	Opp. Rec.	Yds	TD	Out Bnds
J. Elway	1	0	1	-5	0	0	0	0	0	0
S. Sewell	2	1	1	0	0	0	0	0	0	0
V. Johnson	1	0	0	0	0	0	0	0	0	0
Da. Widell	0	0	1	0	0	0	0	0	0	0
TOTAL	**4**	**1**	**3**	**-5**	**0**	**0**	**0**	**0**	**0**	**0**

Buffalo Bills

RUSHING	ATT	YDS	AVG	LG	TD
T. Thomas	26	72	2.8	9	0
A. Reed	1	16	16.0	16	0
J. Kelly	2	9	4.5	10	0
K. Davis	6	7	1.2	4	0
TOTAL	**35**	**104**	**3.0**	**16**	**0**

PASSING	ATT	CMP	YDS	TKD/YD	TD	LG	IN	Rtg.
J. Kelly	25	13	117	1/8	0	25	2	31.6
TOTAL	**25**	**13**	**117**	**1/8**	**0**	**25**	**2**	**31.6**

PASS RECEIVING	NO	YDS	AVG	LG	TD
K. McKeller	3	39	13.0	25	0
T. Thomas	3	15	5.0	8	0
A. Reed	2	19	9.5	10	0
K. Davis	2	13	6.5	9	0
P. Metzelaars	1	14	14.0	14	0
J. Lofton	1	11	11.0	11	0
D. Beebe	1	6	6.0	6	0
TOTAL	**13**	**117**	**9.0**	**25**	**0**

INTERCEPTIONS	NO	YDS	AVG	LG	TD
C. Bailey	1	11	11.0	11	1
TOTAL	**1**	**11**	**11.0**	**11**	**1**

PUNTING	NO	YDS	AVG	NET	TB	IN20	LG
C. Mohr	8	304	38.0	31.0	1	0	49
TOTAL	**8**	**304**	**38.0**	**31.0**	**1**	**0**	**49**

PUNT RETURNS	NO	YDS	AVG	FC	LG	TD
C. Hicks	0	0	0.0	1	—	0
(OUT OF BOUNDS)	1	0	0.0	0	—	0
(DOWNED)	3	0	0.0	0	—	0
(TOUCHBACK)	1	0	0.0	0	—	0
RETURNS	**0**	**0**	**0.0**	**1**	**—**	**0**

KICKOFF RETURNS	NO	YDS	AVG	FC	LG	TD
A. Edwards	1	24	24.0	0	24	0
RETURNS	**1**	**24**	**24.0**	**0**	**24**	**0**

Buffalo Bills FUMBLES	Fum	Lost	Own Rec.	Yds	TD	FF	Opp. Rec.	Yds	TD	Out Bnds
L. Smith	0	0	0	0	0	1	0	0	0	0
K. Jackson	0	0	0	0	0	1	1	0	0	0
TOTAL	**0**	**0**	**0**	**0**	**0**	**2**	**1**	**0**	**0**	**0**

FINAL TEAM STATISTICS

	BRONCOS	BILLS
TOTAL FIRST DOWNS	20	12
By Rushing	6	5
By Passing	13	5
By Penalty	1	2
THIRD DOWN EFFICIENCY	3-14-21%	4-15-27%
FOURTH DOWN EFFICIENCY	0-1-0%	0-0-0%
TOTAL NET YARDS	304	213
Total Offensive Plays (inc. times thrown passing)	69	61
Average gain per offensive play	4.4	3.5
NET YARDS RUSHING	81	104
Total Rushing Plays	32	35
Average gain per rushing play	2.5	3.0
NET YARDS PASSING	223	109
Times thrown – yards lost attempting to pass	4-34	1-8
Gross yards passing	257	117
PASS ATTEMPTS-COMPLETIONS-HAD INTERCEPTED	33-22-1	25-13-2
Average gain per pass play (inc. # thrown passing)	6.0	4.2
KICKOFFS Number-In End Zone-Touchbacks	2-0-0	3-1-0

	BRONCOS	BILLS
PUNTS Number and Average	6-43.7	8-38
Had Blocked	0	0
FGs – PATs Had Blocked	0-0	0-0
TOTAL RETURN YARDAGE (Not Including Kickoffs)	41	11
No. and Yards Punt Returns	3-36	0-0
No. and Yards Kickoff Returns	3-49	1-24
No. and Yards Interception Returns	2-5	1-11
PENALTIES Number and Yards	4-20	6-35
FUMBLES Number and Lost	4-1	0-0
TOUCHDOWNS	1	1
Rushing	1	0
Passing	0	0
Returns	0	1
EXTRA POINTS Made-Attempts	1-1	1-1
FIELD GOALS Made-Attempts	0-3	1-1
SAFETIES	0	0
FINAL SCORE	7	10
TIME OF POSSESSION	34:53	25:07

BRONCOS DEFENSIVE STATISTICS

(based on unofficial press box statistics)

PLAYER	UT	A	TT	S-YDS	I-YDS	PD	FF	FR
S. Fletcher	6	1	7	1-8	0-0	0	0	0
M. Brooks	5	2	7	0-0	0-0	0	0	0
G. Kragen	6	0	6	0-0	1-0	2	0	0
K. Mecklenburg	6	0	6	0-0	0-0	0	0	0
S. Atwater	4	2	6	0-0	0-0	1	0	0
W. Powers	4	2	6	0-0	0-0	0	0	0
D. Smith	4	0	4	0-0	0-0	0	0	0
R. Holmes	3	0	3	0-0	0-0	0	0	0
T. Braxton	2	0	2	0-0	1-5	1	0	0
C. Dimry	1	1	2	0-0	0-0	0	0	0
B. Sochia	1	1	2	0-0	0-0	0	0	0
M. Croel	1	0	1	0-0	0-0	0	0	0
A. Montgomery	1	0	1	0-0	0-0	0	0	0
R. Robbins	1	0	1	0-0	0-0	0	0	0
W. Henderson	0	0	0	0-0	0-0	1	0	0
TEAM TOTALS	**45**	**9**	**54**	**1-8**	**2-5**	**4**	**0**	**0**

Denver 26, Houston 24

Saturday, Jan. 4, 1992 • 2 p.m. MST • Mile High Stadium • Denver

WEATHER: Sunny, 36º, Wind W 14 mph • **ATTENDANCE:** 75,301 • **TIME:** 3:09

1991 AFC Divisional Playoff Game

The Denver Broncos advanced to their fourth AFC Championship Game in six years after defeating the Houston Oilers 26-24 in front of 75,301 fans at Mile High Stadium.

Houston quarterback Warren Moon drove his team 70 yards in four plays for a touchdown to put the Oilers up 7-0 with only 1:46 gone in the game. After a Denver punt, Moon again drove the Oilers down the field and threw his second touchdown pass, this one for nine yards to wide receiver Drew Hill for a 14-0 lead.

The Broncos started their next possession on their 35-yard line and covered 65 yards in eight plays to score on a 10-yard pass from quarterback John Elway to wide receiver Vance Johnson, but a fumbled snap on the conversion attempt left the score 14-6. On the sixth play of the ensuing Oilers drive, Moon was intercepted by free safety Steve Atwater, but a roughing the passer call nullified the effort. Three plays later, Houston scored on a 6-yard pass from Moon to wide receiver Curtis Duncan.

The next Oilers possession ended when Atwater intercepted a pass and gave Denver the ball on its own 12 with 6:03 left in the half. In a drive that saw Elway complete all six passes for 64 yards and Steve Sewell complete one to Johnson for 10, the Broncos covered 88 yards in 12 plays to score on a 1-yard run by running back Greg Lewis, cutting the Houston lead to 21-13. After a missed Houston field goal attempt, the Broncos drove from their 20 to Houston's 31 and David Treadwell nailed a 49-yard field goal, the longest in Denver postseason history. Now up by only five at 21-16, the Oilers reached the Broncos' 7-yard line on their next drive but had to settle for a 25-yard field goal.

The Broncos started on their 20-yard line for their next possession and converted a fourth-and-4 from the Houston 41 to keep the drive going. Lewis' 1-yard touchdown run cut Denver's deficit to one, 24-23, with seven minutes remaining.

With 2:07 left and on his 2-yard-line, Elway found wide receiver Michael Young for a 22-yard gain on first down, but three plays later the Broncos had a fourth-and-6 on the 28. Elway dropped back then scrambled left upfield and ran out of bounds a yard past the first-down marker. Three consecutive incompletions again left Denver with a do-or-die fourth-down situation. Elway again dropped back and scrambled left, but as he headed upfield he tossed a pass to Johnson, who ran to the Houston 21 for a 44-yard gain.

Broncos running back Steve Sewell ran for 10 yards on first down, and two plays later, Treadwell came on for the game-winning 28-yard field goal.

OFFICIALS:

Referee — Johnny Grier (23); **Umpire** — John Keck (67); **Line Judge** — Ron Blum (83); **Side Judge** — Don Carlson (39); **Head Linesman** — Dave Anderson (81); **Back Judge** — Roy Clymer (24); **Field Judge** — Ed Merrifield (76).

DENVER BRONCOS

OFFENSE			DEFENSE		
WR	83	M. Young	LDE	73	S. Fletcher
LT	62	J. Davidson	LDT	71	G. Kragen
G	63	S. Farrell	RDT	77	K. Mecklenburg
C	79	Da. Widell	RDE	51	M. Croel
RG	67	Do. Widell	MLB	56	M. Brooks
RT	76	K. Lanier	LCB	34	T. Braxton
TE	88	C. Kay	RCB	29	C. Dimry
WR	85	D. Russell	CB	21	L. Lang
QB	7	J. Elway	S	48	R. Robbins
RB	28	G. Green	SS	49	D. Smith
RB	81	S. Sharpe	FS	27	S. Atwater

BRONCOS SUBSTITUTIONS: P 2 M. Horan, QB 8 G. Kubiak, K 9 D. Treadwell, S 22 A. Montgomery, RB 30 S. Sewell, RB 38 R. Rivers, RB 41 G. Lewis, LB 52 J. Mills, LB 54 K. Traylor, LB 59 T. Lucas, G/T 60 N. Subis, G 68 C. Ker, NT 70 B. Sochia, C 72 K. Kartz, T 74 H. Salem, WR 82 V. Johnson, WR 84 R. Nattiel, WR 86 B. Johnson, TE 89 R. Johnson, DE 90 R. Holmes, DL 96 K. Walker. **DID NOT PLAY:** CB 24 W. Henderson, DE 91 W. Powers. **INACTIVE:** 3QB 12 S. Moore, RB 26 B. Humphrey.

HOUSTON OILERS

OFFENSE			DEFENSE		
WR	84	H. Jeffires	LE	95	W. Fuller
WR	85	D. Hill	LT	79	R. Childress
LT	78	D. Maggs	RT	97	L. Williams
LG	63	M. Munchak	RE	96	S. Jones
C	74	B. Matthews	LLB	57	L. Lathon
RG	66	D. Dawson	MLB	54	A. Smith
RT	73	D. Williams	RLB	91	J. Meads
WR	81	E. Givins	LCB	28	C. Dishman
WR	80	C. Duncan	RCB	23	R. Johnson
QB	1	W. Moon	SS	25	B. McDowell
RB	44	L. White	FS	26	B. Orlando

OILERS SUBSTITUTIONS: K 3 A. Del Greco, P 9 G. Montgomery, RB 20 A. Pinkett, CB 24 S. Jackson, CB 29 D. Lewis, RB 30 V. Jones, S 31 M. Robertson, RB 33 G. Brown, S 38 M. Dumas, LB 53 E. Sealo, G 55 J. Flannery, LB 56 S. Kozak, T 70 D. Steinkuhler, DT 76 J. Alm, T 77 K. Donnalley, WR 82 T. Jones, WR 86 A. Johnson, WR 87 P. Coleman, DE 90 E. Johnson, LB 93 R. Graf, DT 94 G. Montgomery. **DID NOT PLAY:** QB 14 C. Carlson, WR 83 L Harris. **INACTIVE:** QB 10 R. Slack, LB 51 E. Fairs.

		1	2	3	4	OT	TOTAL
VISITOR	Houston Oilers	14	7	0	3	—	24
HOME	Denver Broncos	6	7	3	10	—	26

FIELD GOALS (made ( ) & missed)
A. Del Greco 33WR (25)
D. Treadwell (49) (28)

Team	Qtr	Clock Time	PLAY DESCRIPTION (Extra Point) (Drive Info)	SCORE Visitor	SCORE Home
OILERS	1	1:46	H. Jeffires 15 yd. pass from W. Moon (A. Del Greco, kick) (4-70, 1:46)	7	0
OILERS	1	9:44	D. Hill 9 yd. pass from W. Moon (A. Del Greco, kick) (9-63, 5:39)	14	0
BRONCOS	1	13:43	V. Johnson 10 yd. pass from J. Elway (No good, WL) (8-65, 3:59)	14	6
OILERS	2	4:05	C. Duncan 6 yd. pass from W. Moon (A. Del Greco, kick) (8-80, 5:22)	21	6
BRONCOS	2	14:21	G. Lewis 1 yd. run (D. Treadwell, kick) (12-88, 5:24)	21	13
BRONCOS	3	13:02	D. Treadwell 49 yd. Field Goal (9-49, 3:11)	21	16
OILERS	4	1:35	A. Del Greco 25 yd. Field Goal (7-67, 3:33)	24	16
BRONCOS	4	8:07	G. Lewis 1 yd. run (D. Treadwell, kick) (12-80, 6:32)	24	23
BRONCOS	4	14:44	D. Treadwell 28 yd. Field Goal (12-87, 1:51)	24	26

FINAL INDIVIDUAL STATISTICS

Houston Oilers

RUSHING	ATT	YDS	AVG	LG	TD
L. White	17	79	4.6	10	0
W. Moon	2	18	9.0	15	0
TOTAL	**19**	**97**	**5.1**	**15**	**0**

PASSING	ATT	CMP	YDS	TKD/YD	TD	LG	IN	Rtg.
W. Moon	36	27	325	0/0	3	49	1	118.4
TOTAL	**36**	**27**	**325**	**0/0**	**3**	**49**	**1**	**118.4**

PASS RECEIVING	NO	YDS	AVG	LG	TD
H. Jeffires	7	99	14.1	49	1
E. Givins	6	111	18.5	29	0
C. Duncan	6	40	6.7	11	1
L. White	5	35	7.0	10	0
D. Hill	2	21	10.5	12	1
T. Jones	1	19	19.0	19	0
TOTAL	**27**	**325**	**12.0**	**49**	**3**

INTERCEPTIONS	NO	YDS	AVG	LG	TD
R. Johnson	1	25	25.0	25	0
TOTAL	**1**	**25**	**25.0**	**25**	**0**

PUNTING	NO	YDS	AVG	NET	TB	IN20	LG
G. Montgomery	1	44	44.0	44.0	0	1	44
TOTAL	**1**	**44**	**44.0**	**44.0**	**0**	**1**	**44**

PUNT RETURNS	NO	YDS	AVG	FC	LG	TD
P. Coleman	0	0	0.0	1	—	0
(OUT OF BOUNDS)	1	0	0.0	0	—	0
RETURNS	**0**	**0**	**0.0**	**1**	**—**	**0**

KICKOFF RETURNS	NO	YDS	AVG	FC	LG	TD
P. Coleman	3	36	12.0	0	15	0
A. Pinkett	3	46	15.3	0	22	0
RETURNS	**6**	**82**	**13.7**	**0**	**22**	**0**

Houston Oilers FUMBLES	Fum	Lost	Own Rec.	Yds	TD	FF	Opp. Rec.	Yds	TD	Out Bnds
A. Smith	0	0	0	0	0	1	0	0	0	0
B. Orlando	0	0	0	0	0	1	0	0	0	0
TOTAL	**0**	**0**	**0**	**0**	**0**	**2**	**0**	**0**	**0**	**0**

Denver Broncos

RUSHING	ATT	YDS	AVG	LG	TD
G. Green	17	59	3.5	14	0
S. Sewell	4	48	12.0	19	0
J. Elway	6	39	6.5	15	0
R. Rivers	1	3	3.0	3	0
G. Lewis	3	2	0.7	1	2
TOTAL	**31**	**151**	**4.9**	**19**	**2**

PASSING	ATT	CMP	YDS	TKD/YD	TD	LG	IN	Rtg.
J. Elway	33	19	257	0/0	1	44	1	80.0
S. Sewell	1	1	10	0/0	0	10	0	108.3
TOTAL	**34**	**20**	**267**	**0/0**	**1**	**44**	**1**	**81.4**

PASS RECEIVING	NO	YDS	AVG	LG	TD
V. Johnson	5	78	15.6	44	1
M. Young	4	85	21.3	32	0
S. Sewell	3	28	9.3	16	0
S. Sharpe	3	20	6.7	7	0
R. Nattiel	2	27	13.5	23	0
D. Russell	1	20	20.0	20	0
C. Kay	1	8	8.0	8	0
G. Green	1	1	1.0	1	0
TOTAL	**20**	**267**	**13.4**	**44**	**1**

INTERCEPTIONS	NO	YDS	AVG	LG	TD
S. Atwater	1	0	0.0	0	0
TOTAL	**1**	**0**	**0.0**	**0**	**0**

PUNTING	NO	YDS	AVG	NET	TB	IN20	LG
M. Horan	2	81	40.5	40.5	0	0	43
TOTAL	**2**	**81**	**40.5**	**40.5**	**0**	**0**	**43**

PUNT RETURNS	NO	YDS	AVG	FC	LG	TD
(DOWNED)	1	0	0.0	0	—	0
RETURNS	**0**	**0**	**0.0**	**0**	**—**	**0**

KICKOFF RETURNS	NO	YDS	AVG	FC	LG	TD
A. Montgomery	4	88	22.0	0	30	0
(TOUCHBACK)	1	0	0.0	0	—	0
RETURNS	**4**	**88**	**22.0**	**0**	**30**	**0**

Denver Broncos FUMBLES	Fum	Lost	Own Rec.	Yds	TD	FF	Opp. Rec.	Yds	TD	Out Bnds
G. Green	1	0	0	0	0	0	0	0	0	0
J. Davidson	0	0	1	0	0	0	0	0	0	0
S. Sewell	1	0	0	0	0	0	0	0	0	1
J. Elway	1	0	1	0	0	0	0	0	0	0
TOTAL	**3**	**0**	**2**	**0**	**0**	**0**	**0**	**0**	**0**	**1**

FINAL TEAM STATISTICS

	OILERS	BRONCOS
TOTAL FIRST DOWNS	23	26
By Rushing	7	13
By Passing	14	12
By Penalty	2	1
THIRD DOWN EFFICIENCY	5-8-63%	5-11-45%
FOURTH DOWN EFFICIENCY	0-0-0%	3-3-100%
TOTAL NET YARDS	422	418
Total Offensive Plays (inc. times thrown passing)	55	65
Average gain per offensive play	7.7	6.4
NET YARDS RUSHING	97	151
Total Rushing Plays	19	31
Average gain per rushing play	5.1	4.9
NET YARDS PASSING	325	267
Times thrown – yards lost attempting to pass	0-0	0-0
Gross yards passing	325	267
PASS ATTEMPTS-COMPLETIONS-HAD INTERCEPTED	36-27-1	34-20-1
Average gain per pass play (inc. # thrown passing)	9.0	7.9
KICKOFFS Number-In End Zone-Touchbacks	5-1-1	6-0-0

	OILERS	BRONCOS
PUNTS Number and Average	1-44	2-40.5
Had Blocked	0	0
FGs – PATs Had Blocked	0-0	0-0
TOTAL RETURN YARDAGE (Not Including Kickoffs)	25	0
No. and Yards Punt Returns	0-0	0-0
No. and Yards Kickoff Returns	6-82	4-88
No. and Yards Interception Returns	1-25	1-0
PENALTIES Number and Yards	13-85	6-70
FUMBLES Number and Lost	0-0	3-0
TOUCHDOWNS	3	3
Rushing	0	2
Passing	3	1
Returns	0	0
EXTRA POINTS Made-Attempts	3-3	2-3
FIELD GOALS Made-Attempts	1-2	2-2
SAFETIES	0	0
FINAL SCORE	24	26
TIME OF POSSESSION	30:26	29:34

BRONCOS DEFENSIVE STATISTICS

(based on unofficial press box statistics)

PLAYER	UT	A	TT	S-YDS	I-YDS	PD	FF	FR
C. Dimry	9	0	9	0-0	0-0	1	0	0
M. Brooks	7	2	9	0-0	0-0	0	0	0
S. Atwater	3	5	8	0-0	1-0	2	0	0
L. Lang	3	2	5	0-0	0-0	0	0	0
T. Braxton	2	3	5	0-0	0-0	0	0	0
S. Fletcher	3	1	4	0-0	0-0	0	0	0
D. Smith	2	2	4	0-0	0-0	0	0	0
G. Kragen	2	1	3	0-0	0-0	0	0	0
K. Mecklenburg	2	0	2	0-0	0-0	0	0	0
R. Robbins	2	0	2	0-0	0-0	0	0	0
B. Sochia	1	1	2	0-0	0-0	0	0	0
R. Holmes	1	0	1	0-0	0-0	0	0	0
A. Montgomery	1	0	1	0-0	0-0	0	0	0
M. Croel	0	1	1	0-0	0-0	1	0	0
TEAM TOTALS	**38**	**18**	**56**	**0-0**	**1-0**	**4**	**0**	**0**

San Francisco 55, Denver 10

Sunday, Jan. 28, 1990 • 4:23 p.m. CST • Louisiana Superdome • New Orleans

WEATHER: Indoors • **ATTENDANCE:** 72,919 • **TIME:** 3:21

Super Bowl XXIV

The San Francisco 49ers captured their fourth World Championship with a 55-10 victory against the Denver Broncos in Super Bowl XXIV at the Louisiana Superdome in front of 72,919 fans. San Francisco quarterback Joe Montana completed 22-of-29 passes for 297 yards with five touchdowns, including three to wide receiver Jerry Rice.

The 49ers scored two touchdowns in every quarter and outgained the Broncos 461 yards to 167. After stopping Denver on the game's initial possession, San Francisco drove 66 yards in 10 plays, scoring on a 20-yard pass from Montana to Rice. The Broncos' next possession covered 49 yards in 10 plays and resulted in a 42-yard field goal by David Treadwell.

After limiting the 49ers to four yards on their next drive, Denver took possession on its own 49, but on first down, running back Bobby Humphrey fumbled and defensive end Kevin Fagan recovered for San Francisco on its 46. That turnover led to a 7-yard touchdown pass from Montana to tight end Brent Jones, and after a failed extra point attempt, San Francisco led 13-3 with three seconds left in the first quarter.

The Broncos failed to cross midfield in the second quarter while the 49ers scored on a 1-yard run by running back Tom Rathman and a 38-yard pass from Montana to Rice, taking a 27-3 lead into halftime.

San Francisco was unable to move the ball on the opening possession of the second half, but Elway was intercepted on the first play of Denver's next drive to give the 49ers possession on the Broncos' 28. On first down, Montana threw a touchdown pass to Rice to put his team up 34-3 with 2:12 gone in the third quarter.

The next Denver drive also ended with an interception, leading to a 35-yard scoring pass from Montana to John Taylor.

The Broncos, spurred by a 34-yard run by Humphrey, moved 61 yards in five plays and a penalty to score on a 3-yard run by Elway. San Francisco roared back with an 11-play, 75-yard drive that ended with a 3-yard touchdown run by Rathman. Following another Broncos fumble, running back Roger Craig plowed into the end zone on a 1-yard run to round out the scoring early in the fourth quarter and give the 49ers a 55-10 victory.

OFFICIALS:

Referee — Dick Jorgensen (60); **Umpire** — Hendi Ancich (115); **Line Judge** — Ron Blum (83); **Side Judge** — Gerry Austin (34); **Head Linesman** — Earnie Frantz (111); **Back Judge** — Al Jury (106); **Field Judge** — Don Orr (77).

DENVER BRONCOS

OFFENSE			DEFENSE		
WR	82	V. Johnson	LE	92	A. Carreker
LT	60	G. Perry	NT	71	G. Kragen
LG	66	J. Juriga	RE	90	R. Holmes
C	72	K. Kartz	LOLB	56	M. Brooks
RG	67	D. Widell	LILB	55	R. Dennison
RT	76	K. Lanier	RILB	77	K. Mecklenburg
TE	89	O. Mobley	ROLB	73	S. Fletcher
WR	80	M. Jackson	LCB	34	T. Braxton
QB	7	J. Elway	RCB	24	W. Henderson
RB	30	S. Sewell	SS	49	D. Smith
RB	26	B. Humphrey	FS	27	S. Atwater

BRONCOS SUBSTITUTIONS: P 2 M. Horan, QB 8 G. Kubiak, K 9 D. Treadwell, RB 23 S. Winder, S 25 K. Corrington, CB 29 D. Carrington, RB 32 M. Bratton, RB 35 K. Bell, CB 36 M. Haynes, S 48 R. Robbins, LB 51 M. Munford, G/C 54 K. Bishop, LB 58 S. Curtis, LB 59 T. Lucas, DE/NT 61 A. Townsend, G 65 M. Smith, DE/NT 68 B. Henke, WR 83 M. Young, WR 84 R. Nattiel, TE 86 P. Green, TE 88 C. Kay, DE 91 W. Powers, LB 97 B. Klosterman. **INACTIVE:** RB 40 J. Alexander, C 57 M. Ruether.

SAN FRANCISCO 49ERS

OFFENSE			DEFENSE		
WR	82	J. Taylor	LE	78	P. Holt
LT	77	W. Paris	NT	95	M. Carter
LG	62	G. McIntyre	RE	75	K. Fagan
C	61	J. Sapolu	LOLB	94	C. Haley
RG	69	B. Collie	LILB	54	M. Millen
RT	79	H. Barton	RILB	99	M. Walter
TE	84	B. Jones	ROLB	58	K. Turner
WR	80	J. Rice	LCB	26	D. Pollard
QB	16	J. Montana	RCB	29	D. Griffin
RB	33	R. Craig	SS	31	C. Brooks
RB	44	T. Rathman	FS	42	R. Lott

49ERS SUBSTITUTIONS: K 6 M. Cofer, QB 8 S. Young, P 9 B. Helton, CB 21 E. Wright, CB 22 T. McKyer, RB 23 S. Tillman, RB 24 H. Sydney, RB 32 T. Flagler, S 40 J. Jackson, LB 53 B. Romanowski, LB 56 S. Hendrickson, LB 59 K. DeLong, C/G 60 C. Thomas, NT 64 J. Burt, G 66 T. Tausch, NT 67 P. Kulger, T 74 S. Wallace, TE 81 J. Williams, WR 85 M. Wilson, WR 88 M. Sherrard, TE 89 W. Walls, DE 91 L. Roberts, DE/LB 96 D. Stubbs. **INACTIVE:** QB 13 S. Bono, LB 98 A. Goss.

		1	2	3	4	OT	TOTAL
VISITOR	San Francisco 49ers	13	14	14	14	—	55
HOME	Denver Broncos	3	0	7	0	—	10

FIELD GOALS (made ( ) & missed)

D. Treadwell (42)

Team	Qtr	Clock Time	PLAY DESCRIPTION (Extra Point) (Drive Info)	SCORE Visitor	SCORE Home
49ERS	1	4:54	J. Rice 20 yd. pass from J. Montana (M. Cofer, kick) (10-66, 3:59)	7	0
BRONCOS	1	8:13	D. Treadwell 42 yd. Field Goal (10-49, 3:19)	7	3
49ERS	1	14:57	B. Jones 7 yd. pass from J. Montana (No good, WR) (10-54, 5:15)	13	3
49ERS	2	7:45	T. Rathman 1 yd. run (M. Cofer, kick) (14-69, 7:07)	20	3
49ERS	2	14:26	J. Rice 38 yd. pass from J. Montana (M. Cofer, kick) (5-59, 1:04)	27	3
49ERS	3	2:12	J. Rice 28 yd. pass from J. Montana (M. Cofer, kick) (1-28, 0:06)	34	3
49ERS	3	5:16	J. Taylor 35 yd. pass from J. Montana (M. Cofer, kick) (2-37, 0:48)	41	3
BRONCOS	3	8:07	J. Elway 3 yd. run (D. Treadwell, kick) (5-61, 2:51)	41	10
49ERS	4	0:03	T. Rathman 3 yd. run (M. Cofer, kick) (11-75, 6:56)	48	10
49ERS	4	1:13	R. Craig 1 yd. run (M. Cofer, kick) (1-1, 0:04)	55	10

FINAL INDIVIDUAL STATISTICS

San Francisco 49ers

RUSHING	ATT	YDS	AVG	LG	TD
R. Craig	20	69	3.5	18	1
T. Rathman	11	38	3.5	18	2
J. Montana	2	15	7.5	10	0
T. Flagler	6	14	2.3	10	0
S. Young	4	6	1.5	11	0
H. Sydney	1	2	2.0	2	0
TOTAL	**44**	**144**	**3.3**	**18**	**3**

PASSING	ATT	CMP	YDS	TKD/YD	TD	LG	IN	Rtg.
J. Montana	29	22	297	1/0	5	**38**	0	147.6
S. Young	3	2	20	0/0	0	13	0	85.4
TOTAL	**32**	**24**	**317**	**1/0**	**5**	**38**	**0**	**145.4**

PASS RECEIVING	NO	YDS	AVG	LG	TD
J. Rice	7	148	21.1	**38**	3
R. Craig	5	34	6.8	12	0
T. Rathman	4	43	10.8	18	0
J. Taylor	3	49	16.3	**35**	1
M. Sherrard	1	13	13.0	13	0
W. Walls	1	9	9.0	9	0
B. Jones	1	7	7.0	**7**	1
H. Sydney	1	7	7.0	7	0
J. Williams	1	7	7.0	7	0
TOTAL	**24**	**317**	**13.2**	**38**	**5**

INTERCEPTIONS	NO	YDS	AVG	LG	TD
M. Walter	1	4	4.0	4	0
C. Brooks	1	38	38.0	38	0
TOTAL	**2**	**42**	**21.0**	**38**	**0**

PUNTING	NO	YDS	AVG	NET	TB	IN20	LG
B. Helton	4	158	39.5	36.8	0	2	47
TOTAL	**4**	**158**	**39.5**	**36.8**	**0**	**2**	**47**

PUNT RETURNS	NO	YDS	AVG	FC	LG	TD
J. Taylor	3	38	12.7	2	17	0
(OUT OF BOUNDS)	1	0	0.0	0	—	0
RETURNS	**3**	**38**	**12.7**	**2**	**17**	**0**

KICKOFF RETURNS	NO	YDS	AVG	FC	LG	TD
T. Flagler	3	49	16.3	0	22	0
RETURNS	**3**	**49**	**16.3**	**0**	**22**	**0**

San Francisco 49ers FUMBLES	Fum	Lost	Own Rec.	Yds	TD	FF	Opp. Rec.	Yds	TD	Out Bnds
K. Fagan	0	0	0	0	0	1	0	0	0	0
C. Brooks	0	0	0	0	0	0	1	0	0	0
D. Griffin	0	0	0	0	0	1	0	0	0	0
D. Stubbs	0	0	0	0	0	0	1	15	0	0
TOTAL	**0**	**0**	**0**	**0**	**0**	**2**	**2**	**15**	**0**	**0**

Denver Broncos

RUSHING	ATT	YDS	AVG	LG	TD
B. Humphrey	12	61	5.1	34	0
J. Elway	4	8	2.0	**3**	1
S. Winder	1	-5	-5.0	-5	0
TOTAL	**17**	**64**	**3.8**	**34**	**1**

PASSING	ATT	CMP	YDS	TKD/YD	TD	LG	IN	Rtg.
J. Elway	26	10	108	4/30	0	27	2	19.4
G. Kubiak	3	1	28	2/3	0	28	0	68.8
TOTAL	**29**	**11**	**136**	**6/33**	**0**	**28**	**2**	**24.5**

PASS RECEIVING	NO	YDS	AVG	LG	TD
B. Humphrey	3	38	12.7	27	0
S. Sewell	2	22	11.0	12	0
V. Johnson	2	21	10.5	13	0
R. Nattiel	1	28	28.0	28	0
M. Bratton	1	14	14.0	14	0
S. Winder	1	7	7.0	7	0
C. Kay	1	6	6.0	6	0
TOTAL	**11**	**136**	**12.4**	**28**	**0**

INTERCEPTIONS	NO	YDS	AVG	LG	TD
TOTAL	**0**	**0**	**0.0**	**—**	**0**

PUNTING	NO	YDS	AVG	NET	TB	IN20	LG
M. Horan	6	231	38.5	32.2	0	0	4
TOTAL	**6**	**231**	**38.5**	**32.2**	**0**	**0**	**4**

PUNT RETURNS	NO	YDS	AVG	FC	LG	TD
V. Johnson	2	11	5.5	1	7	0
(DOWNED)	1	0	0.0	0	—	0
RETURNS	**2**	**11**	**5.5**	**1**	**7**	**0**

KICKOFF RETURNS	NO	YDS	AVG	FC	LG	TD
D. Carrington	6	146	24.3	0	39	0
K. Bell	2	41	20.5	0	24	0
M. Bratton	1	9	9.0	0	9	0
RETURNS	**9**	**196**	**21.8**	**0**	**39**	**0**

Denver Broncos FUMBLES	Fum	Lost	Own Rec.	Yds	TD	FF	Opp. Rec.	Yds	TD	Out Bnds
B. Humphrey	1	1	0	0	0	0	0	0	0	0
J. Elway	2	1	1	-1	0	0	0	0	0	0
TOTAL	**3**	**2**	**1**	**-1**	**0**	**0**	**0**	**0**	**0**	**0**

FINAL TEAM STATISTICS

	49ERS	BRONCOS
TOTAL FIRST DOWNS	28	12
By Rushing	14	5
By Passing	14	6
By Penalty	0	1
THIRD DOWN EFFICIENCY	8-15-53%	3-11-27%
FOURTH DOWN EFFICIENCY	2-2-100%	0-0-0%
TOTAL NET YARDS	461	167
Total Offensive Plays (inc. times thrown passing)	77	52
Average gain per offensive play	6.0	3.2
NET YARDS RUSHING	144	64
Total Rushing Plays	44	17
Average gain per rushing play	3.3	3.8
NET YARDS PASSING	317	103
Times thrown – yards lost attempting to pass	1-0	6-33
Gross yards passing	317	136
PASS ATTEMPTS-COMPLETIONS-HAD INTERCEPTED	32-24-0	29-11-2
Average gain per pass play (inc. # thrown passing)	9.6	2.9
KICKOFFS Number-In End Zone-Touchbacks	9-3-0	3-0-0

	49ERS	BRONCOS
PUNTS Number and Average	4-39.5	6-38.5
Had Blocked	0	0
FGs – PATs Had Blocked	0-0	0-0
TOTAL RETURN YARDAGE (Not Including Kickoffs)	80	11
No. and Yards Punt Returns	3-38	2-11
No. and Yards Kickoff Returns	3-49	9-196
No. and Yards Interception Returns	2-42	0-0
PENALTIES Number and Yards	4-38	0-0
FUMBLES Number and Lost	0-0	3-2
TOUCHDOWNS	8	1
Rushing	3	1
Passing	5	0
EXTRA POINTS Made-Attempts	7-8	1-1
FIELD GOALS Made-Attempts	0-0	1-1
SAFETIES	0	0
FINAL SCORE	55	10
TIME OF POSSESSION	39:31	20:29

BRONCOS DEFENSIVE STATISTICS

(based on unofficial press box statistics)

PLAYER	UT	A	TT	S-YDS	I-YDS	PD	FF	FR
T. Braxton	8	0	8	1-0	0-0	2	0	0
S. Atwater	4	4	8	0-0	0-0	0	0	0
M. Munford	5	1	6	0-0	0-0	0	0	0
R. Dennison	5	0	5	0-0	0-0	0	0	0
S. Fletcher	5	0	5	0-0	0-0	0	0	0
W. Henderson	5	0	5	0-0	0-0	1	0	0
S. Curtis	4	1	5	0-0	0-0	0	0	0
G. Kragen	4	0	4	0-0	0-0	0	0	0
R. Holmes	3	1	4	0-0	0-0	0	0	0
D. Smith	1	3	4	0-0	0-0	0	0	0

PLAYER	UT	A	TT	S-YDS	I-YDS	PD	FF	FR
M. Brooks	3	0	3	0-0	0-0	0	0	0
A. Carreker	2	1	3	0-0	0-0	0	0	0
A. Townsend	2	1	3	0-0	0-0	0	0	0
D. Carrington	2	0	2	0-0	0-0	0	0	0
W. Powers	2	0	2	0-0	0-0	0	0	0
T. Lucas	1	1	2	0-0	0-0	0	0	0
K. Corrington	1	0	1	0-0	0-0	0	0	0
K. Mecklenburg	1	0	1	0-0	0-0	0	0	0
TEAM TOTALS	**58**	**13**	**71**	**1-0**	**0-0**	**3**	**0**	**0**

Denver 37, Cleveland 21

Sunday, Jan. 14, 1990 • 11:30 a.m. MST • Mile High Stadium • Denver

WEATHER: Sunny, 53º, Wind W 10 mph • **ATTENDANCE:** 76,005 • **TIME:** 3:28

1989 AFC Championship Game

The Denver Broncos won their third American Football Conference Championship in four years with a dynamic 37-21 victory over Cleveland before 76,005 fans at Mile High Stadium.

Broncos quarterback John Elway threw for 385 yards and three touchdowns, running back Sammy Winder tied a Denver postseason record with two touchdowns and strong safety Dennis Smith posted two of the Broncos' three interceptions. Denver also totaled 497 yards of offense, averaging 6.5 yards on 76 plays.

The Broncos took the opening kickoff and drove to the Cleveland 1, but on third down, Elway's pitch to running back Bobby Humphrey was fumbled and the Browns' Andrew Stewart recovered on the 8. With five minutes left in the first quarter, Smith picked off a Bernie Kosar pass and returned it to the Cleveland 32. Denver moved to the Cleveland 12 but had to settle for a 29-yard field goal by David Treadwell.

Neither team mounted scoring drives until the Broncos took possession on their own 18 with 6:54 left in the half. On first down, Elway hit wide receiver Mark Jackson for 12 yards, and three plays later he connected with wide receiver Michael Young for a 70-yard touchdown that put Denver ahead 10-0 at the half.

The Browns took the opening kickoff of the second half and drove 70 yards in eight plays, scoring on a 27-yard pass from Kosar to Brian Brennan. Denver roared right back on its next possession, going 80 yards in six plays and scoring on a 5-yard pass from Elway to tight end Orson Mobley on a drive sparked by a 53-yard Young reception.

The Broncos began their next possession at their 40-yard line and, buoyed by a 25-yard run by Elway, covered 60 yards in six plays and scored on a 7-yard run by Winder, making the score 24-7 late in the third quarter.

The Browns needed just six plays to go 72 yards and score on a 10-yard Kosar-to-Brennan pass, and two plays into Denver's next drive, Cleveland's Felix Wright recovered a Denver fumble and returned it to the Broncos' 1. On second down, Tim Manoa barreled in from the 2, cutting Denver's lead to 24-21 with one second left in the third quarter.

The Broncos shut out the Browns in the fourth quarter while posting 13 points of their own. A 39-yard touchdown grab by Winder along with two Treadwell field goals accounted for Denver's final points of the afternoon.

OFFICIALS:

Referee — Dick Hantak (105); **Umpire** — Art Demmas (78); **Line Judge** — Bill Reynolds (53); **Side Judge** — Nate Jones (97); **Head Linesman** — Dale Williams (8); **Back Judge** — Paul Baetz (22); **Field Judge** — Jack Vaughan (93).

DENVER BRONCOS

OFFENSE			DEFENSE		
WR	82	V. Johnson	LE	92	A. Carreker
LT	60	G. Perry	NT	71	G. Kragen
LG	66	J. Juriga	RE	90	R. Holmes
C	72	K. Kartz	LOLB	56	M. Brooks
RG	67	D. Widell	LILB	55	R. Dennison
RT	76	K. Lanier	RILB	77	K. Mecklenburg
TE	87	P. Kelly	ROLB	73	S. Fletcher
WR	80	M. Jackson	LCB	34	T. Braxton
QB	7	J. Elway	RCB	24	W. Henderson
FB	32	M. Bratton	SS	49	D. Smith
RB	26	B. Humphrey	FS	27	S. Atwater

BRONCOS SUBSTITUTIONS: P 2 M. Horan, QB 8 G. Kubiak, K 9 D. Treadwell, RB 23 S. Winder, S 25 K. Corrington, CB 29 D. Carrington, RB 30 S. Sewell, RB 35 K. Bell, CB 36 M. Haynes, S 48 R. Robbins, LB 51 M. Munford, G/C 54 K. Bishop, LB 58 S. Curtis, LB 59 T. Lucas, DE/NT 61 A. Townsend, G 65 M. Smith, DE/NT 68 B. Henke, WR 83 M. Young, WR 84 R. Nattiel, TE 88 C. Kay, TE 89 O. Mobley, DE 91 W. Powers, LB 97 B. Klosterman. **INACTIVE:** RB 40 J. Alexander, C 57 M. Ruether.

CLEVELAND BROWNS

OFFENSE			DEFENSE		
WR	84	W. Slaughter	LDE	60	A. Baker
LT	74	P. Farren	LDT	78	C. Hairston
LG	68	T. Banker	RDT	92	M. Perry
C	73	G. Rakoczy	RDE	97	R. Banks
RG	66	T. Jones	LLB	57	C. Matthews
RT	63	C. Risien	MLB	59	M. Johnson
TE	82	O. Newsome	RLB	56	D. Grayson
WR	88	R. Langhorne	LCB	31	F. Minnifield
QB	19	B. Kosar	RCB	29	H. Dixon
RB	21	E. Metcalf	SS	22	F. Wright
FB	34	K. Mack	FS	30	T. Gash

BROWNS SUBSTITUTIONS: K 9 M. Bahr, QB 10 M. Pagel, P 15 B. Wagner, CB 23 M. Harper, RB 26 K. Jones, RB 33 M. Oliphant, RB 35 B. Redden, S 40 K. Kramer, FB 42 T. Manoa, S 49 R. Lyons, LB 50 V. Waiters, LB 51 E. Johnson, LB 58 C. Charlton, C 64 T. Baugh, DE 71 T. Gibson, DL 75 C. Pike, T 77 R. Bolden, WR 85 L. Tillman, WR 86 B. Brennan, TE 87 R. Middleton, WR 89 G. McNeil, DE 96 A. Stewart. **DID NOT PLAY:** DB 24 T. Blaylock. **INACTIVE:** T 70 K. Simons, T 72 K. Robbins.

		1	2	3	4	OT	TOTAL
VISITOR	Cleveland Browns	0	0	21	0	—	21
HOME	Denver Broncos	3	7	14	13	—	37

FIELD GOALS (made ( ) & missed)

D. Treadwell (29) 54B (34) (31)

Team	Qtr	Clock Time	PLAY DESCRIPTION (Extra Point) (Drive Info)	SCORE Visitor	SCORE Home
BRONCOS	1	12:59	D. Treadwell 29 yd. Field Goal (5-20, 2:46)	0	3
BRONCOS	2	9:03	M. Young 70 yd. pass from J. Elway (D.Treadwell, kick) (4-82, 0:57)	0	10
BROWNS	3	3:19	B. Brennan 27 yd. pass from B. Kosar (M. Bahr, kick) (8-70, 3:19)	7	10
BRONCOS	3	7:00	O. Mobley 5 yd. pass from J. Elway (D. Treadwell, kick) (6-80, 3:41)	7	17
BRONCOS	3	10:41	S. Winder 7 yd. run (D. Treadwell, kick) (6-60, 2:41)	7	24
BROWNS	3	12:48	B. Brennan 10 yd. pass from B. Kosar (M. Bahr, kick) (6-72, 2:07)	14	24
BROWNS	3	14:59	T. Manoa 2 yd. run (M. Bahr, kick) (2-1, 1:12)	21	24
BRONCOS	4	2:25	S. Winder 39 yd. pass from J. Elway (D. Treadwell, kick) (6-80, 2:26)	21	31
BRONCOS	4	6:38	D. Treadwell 34 yd. Field Goal (7-22, 3:48)	21	34
BRONCOS	4	13:00	D. Treadwell 31 yd. Field Goal (10-34, 6:50)	21	37

FINAL INDIVIDUAL STATISTICS

Cleveland Browns

RUSHING	ATT	YDS	AVG	LG	TD
K. Mack	6	36	6.0	19	0
B. Kosar	2	22	11.0	16	0
T. Manoa	2	5	2.5	3	1
E. Metcalf	3	4	1.3	2	0
R. Langhorne	1	-1	-1.0	-1	0
TOTAL	**14**	**66**	**4.7**	**19**	**1**

PASSING	ATT	CMP	YDS	TKD/YD	TD	LG	IN	Rtg.
B. Kosar	44	19	210	4/20	2	27	3	44.7
TOTAL	**44**	**19**	**210**	**4/20**	**2**	**27**	**3**	**44.7**

PASS RECEIVING	NO	YDS	AVG	LG	TD
R. Langhorne	5	78	15.6	27	0
B. Brennan	5	58	11.6	27	2
W. Slaughter	3	36	12.0	16	0
K. Mack	2	8	4.0	5	0
E. Metcalf	2	7	3.5	4	0
L. Tillman	1	15	15.0	15	0
T. Manoa	1	8	8.0	8	0
TOTAL	**19**	**210**	**11.1**	**27**	**2**

INTERCEPTIONS	NO	YDS	AVG	LG	TD
TOTAL	**0**	**0**	**0.0**	**—**	**0**

PUNTING	NO	YDS	AVG	NET	TB	IN20	LG
B. Wagner	8	338	42.3	35.3	1	1	52
TOTAL	**8**	**338**	**42.3**	**35.3**	**1**	**1**	**52**

PUNT RETURNS	NO	YDS	AVG	FC	LG	TD
G. McNeil	1	7	7.0	1	7	0
(DOWNED)	1	0	0.0	0	—	0
(TOUCHBACK)	2	0	0.0	0	—	0
RETURNS	**1**	**7**	**7.0**	**1**	**7**	**0**

KICKOFF RETURNS	NO	YDS	AVG	FC	LG	TD
E. Metcalf	6	118	19.7	0	28	0
K. Jones	1	12	12.0	0	12	0
(TOUCHBACK)	1	0	0.0	0	—	0
RETURNS	**7**	**130**	**18.6**	**0**	**28**	**0**

Cleveland Browns FUMBLES	Fum	Own Lost	Own Rec.	Yds	TD	FF	Opp. Rec.	Opp. Yds	Opp. TD	Out Bnds
A. Stewart	0	0	0	0	0	0	1	0	0	0
K. Mack	2	0	1	0	0	0	0	0	0	0
B. Kosar	1	0	2	0	0	0	0	0	0	0
F. Wright	0	0	0	0	0	0	1	27	0	0
TOTAL	**3**	**0**	**3**	**0**	**0**	**0**	**2**	**27**	**0**	**0**

Denver Broncos

RUSHING	ATT	YDS	AVG	LG	TD
J. Elway	5	39	7.8	25	0
S. Winder	21	37	1.8	9	1
B. Humphrey	8	23	2.9	9	0
S. Sewell	4	17	4.3	12	0
M. Bratton	1	4	4.0	4	0
TOTAL	**39**	**120**	**3.1**	**25**	**1**

PASSING	ATT	CMP	YDS	TKD/YD	TD	LG	IN	Rtg.
J. Elway	36	20	385	1/8	3	70	0	120.7
TOTAL	**36**	**20**	**385**	**1/8**	**3**	**70**	**0**	**120.7**

PASS RECEIVING	NO	YDS	AVG	LG	TD
V. Johnson	7	91	13.0	23	0
S. Sewell	3	55	18.3	43	0
M. Young	2	123	61.5	70	1
S. Winder	2	39	19.5	39	1
M. Jackson	2	25	12.5	13	0
O. Mobley	2	22	11.0	17	1
B. Humphrey	1	23	23.0	23	0
M. Bratton	1	7	7.0	7	0
TOTAL	**20**	**385**	**19.3**	**70**	**3**

INTERCEPTIONS	NO	YDS	AVG	LG	TD
D. Smith	2	13	6.5	9	0
K. Corrington	1	1	1.0	1	0
TOTAL	**3**	**14**	**4.7**	**9**	**0**

PUNTING	NO	YDS	AVG	NET	TB	IN20	LG
M. Horan	5	232	46.4	37.0	2	1	61
TOTAL	**5**	**232**	**46.4**	**37.0**	**2**	**1**	**61**

PUNT RETURNS	NO	YDS	AVG	FC	LG	TD
V. Johnson	4	36	9.0	0	11	0
(DOWNED)	3	0	0.0	0	—	0
(TOUCHBACK)	1	0	0.0	0	—	0
RETURNS	**4**	**36**	**9.0**	**0**	**11**	**0**

KICKOFF RETURNS	NO	YDS	AVG	FC	LG	TD
(TOUCHBACK)	4	0	0.0	0	—	0
RETURNS	**0**	**0**	**0.0**	**0**	**—**	**0**

Denver Broncos FUMBLES	Fum	Own Lost	Own Rec.	Yds	TD	FF	Opp. Rec.	Opp. Yds	Opp. TD	Out Bnds
J. Elway	1	1	0	-6	0	0	0	0	0	0
M. Bratton	1	1	0	0	0	0	0	0	0	0
TOTAL	**2**	**2**	**0**	**-6**	**0**	**0**	**0**	**0**	**0**	**0**

FINAL TEAM STATISTICS

	BROWNS	BRONCOS
TOTAL FIRST DOWNS	14	22
By Rushing	3	6
By Passing	11	14
By Penalty	0	2
THIRD DOWN EFFICIENCY	3-13-23%	9-18-50%
FOURTH DOWN EFFICIENCY	0-1-0%	0-0-0%
TOTAL NET YARDS	256	497
Total Offensive Plays (inc. times thrown passing)	62	76
Average gain per offensive play	4.1	6.5
NET YARDS RUSHING	66	120
Total Rushing Plays	14	39
Average gain per rushing play	4.7	3.1
NET YARDS PASSING	190	377
Times thrown – yards lost attempting to pass	4-20	1-8
Gross yards passing	210	385
PASS ATTEMPTS-COMPLETIONS-HAD INTERCEPTED	44-19-3	36-20-0
Average gain per pass play (inc. # thrown passing)	4.0	10.2
KICKOFFS Number-In End Zone-Touchbacks	4-4-4	8-1-1

	BROWNS	BRONCOS
PUNTS Number and Average	8-42.3	5-46.4
Had Blocked	0	0
FGs – PATs Had Blocked	0-0	1-0
TOTAL RETURN YARDAGE (Not Including Kickoffs)	7	50
No. and Yards Punt Returns	1-7	4-36
No. and Yards Kickoff Returns	7-130	0-0
No. and Yards Interception Returns	0-0	3-14
PENALTIES Number and Yards	8-55	1-5
FUMBLES Number and Lost	3-0	2-2
TOUCHDOWNS	3	4
Rushing	1	1
Passing	2	3
Returns	0	0
EXTRA POINTS Made-Attempts	3-3	4-4
FIELD GOALS Made-Attempts	0-0	3-4
SAFETIES	0	0
FINAL SCORE	21	37
TIME OF POSSESSION	23:07	36:53

BRONCOS DEFENSIVE STATISTICS

(based on unofficial press box statistics)

PLAYER	UT	A	TT	S-YDS	I-YDS	PD	FF	FR
T. Braxton	6	1	7	0-0	0-0	2	0	0
S. Fletcher	5	2	7	2-3	0-0	1	0	0
K. Mecklenburg	3	1	4	0-0	0-0	0	0	0
W. Henderson	3	0	3	0-0	0-0	0	0	0
D. Smith	3	0	3	0-0	2-13	0	0	0
S. Atwater	2	1	3	0-0	0-0	0	0	0
A. Townsend	2	1	3	1-10	0-0	0	0	0
A. Carreker	2	0	2	1-7	0-0	1	0	0
G. Kragen	2	0	2	0-0	0-0	0	0	1
M. Munford	2	0	2	0-0	0-0	0	0	0
R. Robbins	2	0	2	0-0	0-0	0	0	0
M. Brooks	1	0	1	0-0	0-0	0	0	0
M. Haynes	1	0	1	0-0	0-0	0	0	0
R. Holmes	1	0	1	0-0	0-0	2	0	0
K. Corrington	0	1	1	0-0	1-1	0	0	0
D. Carrington	0	0	0	0-0	0-0	0	0	0
S. Curtis	0	0	0	0-0	0-0	0	0	0
R. Dennison	0	0	0	0-0	0-0	0	0	0
B. Henke	0	0	0	0-0	0-0	0	0	0
B. Klosterman	0	0	0	0-0	0-0	0	0	0
T. Lucas	0	0	0	0-0	0-0	0	0	0
TEAM TOTALS	**35**	**7**	**42**	**4-20**	**3-13**	**6**	**0**	**1**

Denver 24, Pittsburgh 23

Sunday, Jan. 7, 1990 • 2 p.m. MST • Mile High Stadium • Denver

WEATHER: Sunny, 55º, Wind W 6 mph • **ATTENDANCE:** 75,868 • **TIME:** 2:57

1989 AFC Divisional Playoff Game

The Denver Broncos advanced to their third AFC Championship Game in four years with a come-from-behind 24-23 victory against the Steelers before 75,868 fans at Mile High Stadium. Although Pittsburgh held the upper hand in total yards (404 to 364) and time of possession (34:14 to 25:46), Denver was able to mount a late fourth-quarter drive and score the winning touchdown with just 2:27 remaining.

The Steelers took the opening kickoff and drove 65 yards in 13 plays, scoring on a 32-yard Gary Anderson field goal. Following a 45-yard run by Merril Hoge and a 33-yard Bubby Brister-to-Tim Worley pass play, the Steelers were knocking on the door again and scored three plays later on a 7-yard run by Hoge. The score put Pittsburgh ahead 10-0 with 1:38 gone in the second quarter.

The Broncos took their first possession of the second quarter and drove 75 yards in 12 plays to score on a 1-yard plunge by running back Mel Bratton on third-and-goal. The Steelers bounced back, traveling 77 yards in 12 plays to score on a 9-yard pass from Brister to wide receiver Louis Lipps. The Broncos got the ball back on their own 33 with 20 seconds left in the half. Two Elway passes put Denver at the Pittsburgh 26 with two seconds left, setting up David Treadwell's 43-yard field goal that pulled Denver within 17-10 at halftime.

Early in the third quarter, Denver nose tackle Greg Kragen forced a Tim Worley fumble that cornerback Tyrone Braxton recovered for the Broncos on the Steelers' 37-yard line. On first down, Elway found wide receiver Vance Johnson for a touchdown to tie the score at 17. Pittsburgh's next two possessions ended in Anderson field goals, and the Steelers held a 23-17 lead in the early stages of the fourth quarter.

After an exchange of punts, the Broncos took possession on their own 29 with 7:06 left in the game. Elway connected with Jackson for 18 yards and then handed off to running back Bobby Humphrey, who pitched the ball back to Elway, setting up his 36-yard strike to Johnson that gave Denver a first down on the Steelers' 26. Humphrey ran on the next four plays, gaining 24 yards and taking the ball to the 2. On third-and-goal from the 1, Bratton scored again and Treadwell's extra point gave Denver its first lead of the game with 2:27 left in regulation.

Pittsburgh got the ball on its own 20, but on third down Brister's signals were drowned out by the crowd and he mishandled the snap. Randy Robbins recovered for Denver on the Pittsburgh 18, and the Broncos were able to run out the clock.

OFFICIALS:

Referee — Gene Barth (14); **Umpire** — Dave Hamilton (42); **Line Judge** — Ron Blum (83); **Side Judge** — Gene Austin (34); **Head Linesman** — Ron Phares (10); **Back Judge** — Louis Richard (68); **Field Judge** — Bobby Skelton (73).

DENVER BRONCOS

OFFENSE			DEFENSE		
WR	82	V. Johnson	LE	92	A. Carreker
LT	60	G. Perry	NT	71	G. Kragen
LG	66	J. Juriga	RE	90	R. Holmes
C	72	K. Kartz	LOLB	56	M. Brooks
RG	67	D. Widell	LILB	51	M. Munford
RT	76	K. Lanier	RILB	77	K. Mecklenburg
TE	89	O. Mobley	ROLB	73	S. Fletcher
WR	80	M. Jackson	LCB	34	T. Braxton
QB	7	J. Elway	RCB	24	W. Henderson
FB	32	M. Bratton	SS	49	D. Smith
RB	26	B. Humphrey	FS	27	S. Atwater

BRONCOS SUBSTITUTIONS: P 2 M. Horan, QB 8 G. Kubiak, K 9 D. Treadwell, RB 23 S. Winder, S 25 K. Corrington, CB 29 D. Carrington, RB 30 S. Sewell, RB 35 K. Bell, CB 36 M. Haynes, S 48 R. Robbins, G/C 54 K. Bishop, LB 55 R. Dennison, LB 58 S. Curtis, LB 59 T. Lucas, DE/NT 61 A. Townsend, G 65 M. Smith, DE/NT 68 B. Henke, WR 83 M. Young, WR 84 R. Nattiel, TE 87 P. Kelly, TE 88 C. Kay, DE 91 W. Powers, LB 97 B. Klosterman. **INACTIVE:** RB 40 J. Alexander, C 57 M. Ruether.

PITTSBURGH STEELERS

OFFENSE			DEFENSE		
WR	87	W. Thompson	LE	93	K. Willis
LT	65	J. Jackson	NT	98	G. Williams
LG	79	J. Reinstra	RE	78	T. Johnson
C	63	D. Dawson	LOLB	53	B. Hinkle
RG	74	T. Long	LILB	50	D. Little
RT	62	T. Ilkin	RILB	54	H. Nickerson
TE	84	M. Mularkey	ROLB	95	G. Lloyd
WR	83	L. Lipps	LCB	49	D. Woodruff
QB	6	B. Brister	RCB	26	R. Woodson
FB	33	M. Hoge	SS	37	C. Lake
RB	38	T. Worley	FS	27	T. Everett

STEELERS SUBSTITUTIONS: K 1 G. Anderson, P 18 H. Newsome, RB 20 D. Stone, CB 22 L. Griffin, RB 23 T. Tyrell, CB 25 D. Arnold, CB 35 D. Hall, RB 40 R. Wilkerson, CB 44 D. Johnson, LB 55 T. Simien, G 60 B. Blakenship, NT 68 L. Freeman, T 71 T. Ricketts, G/T 73 C. Wolfley, WR 80 M. Stock, TE 85 T. O'Shea, LB 90 T. Stowe, LB 91 J. Williams, DE 97 A. Jones, LB 92 J. Olsavsky. **DID NOT PLAY:** QB 11 R. Strom, C 51 C. Lanza, WR 82 D. Hill. **INACTIVE:** QB 14 T. Blackledge, WR 88 J. Johnson.

		1	2	3	4	OT	TOTAL
VISITOR	Pittsburgh Steelers	3	14	3	3	—	23
HOME	Denver Broncos	0	10	7	7	—	24

FIELD GOALS (made ( ) & missed)
G. Anderson (32) (35) (32)
D. Treadwell (43)

Team	Qtr	Clock Time	PLAY DESCRIPTION (Extra Point) (Drive Info)	SCORE Visitor	SCORE Home
STEELERS	1	7:47	G. Anderson 32 yd. Field Goal (13-65, 7:47)	3	0
STEELERS	2	1:38	M. Hoge 7 yd. run (G. Anderson, kick) (5-93, 2:27)	10	0
BRONCOS	2	8:38	M. Bratton 1 yd. run (D. Treadwell, kick) (12-75, 7:00)	10	7
STEELERS	2	14:34	L. Lipps 9 yd. pass from B. Brister (G. Anderson, kick) (12-77, 5:56)	17	7
BRONCOS	2	15:00	D. Treadwell 43 yd. Field Goal (3-41, 0:26)	17	10
BRONCOS	3	1:58	V. Johnson 37 yd. pass from J. Elway (D. Treadwell, kick) (1-37, 0:07)	17	17
STEELERS	3	7:26	G. Anderson 35 yd. Field Goal (10-62, 5:28)	20	17
STEELERS	4	0:07	G. Anderson 32 yd. Field Goal (10-34, 5:54)	23	17
BRONCOS	4	12:33	M. Bratton 1 yd. run (D. Treadwell, kick) (9-71, 4:39)	23	24

FINAL INDIVIDUAL STATISTICS

Pittsburgh Steelers

RUSHING	ATT	YDS	AVG	LG	TD
M. Hoge	16	120	7.5	45	1
T. Worley	13	50	3.8	19	0
B. Brister	2	4	2.0	4	0
L. Lipps	1	1	1.0	1	0
TOTAL	**32**	**175**	**5.5**	**45**	**1**

PASSING	ATT	CMP	YDS	TKD/YD	TD	LG	IN	Rtg.
B. Brister	29	19	229	0/0	1	33	0	101.1
TOTAL	**29**	**19**	**229**	**0/0**	**1**	**33**	**0**	**101.1**

PASS RECEIVING	NO	YDS	AVG	LG	TD
M. Hoge	8	60	7.5	19	0
L. Lipps	3	29	9.7	11	1
D. Stone	3	18	9.0	11	0
M. Mularkey	2	36	18.0	25	0
T. Worley	1	33	33.0	33	0
M. Stock	1	30	30.0	30	0
W. Thompson	1	23	23.0	23	0
TOTAL	**19**	**229**	**12.1**	**33**	**1**

INTERCEPTIONS	NO	YDS	AVG	LG	TD
T. Everett	1	26	26.0	26	0
TOTAL	**1**	**26**	**26.0**	**26**	**0**

PUNTING	NO	YDS	AVG	NET	TB	IN20	LG
H. Newsome	2	86	43.0	40.0	0	0	50
TOTAL	**2**	**86**	**43.0**	**40.0**	**0**	**0**	**50**

PUNT RETURNS	NO	YDS	AVG	FC	LG	TD
R. Woodson	0	0	0.0	1	0	0
(DOWNED)	2	0	0.0	0	—	0
(TOUCHBACK)	1	0	0.0	0	—	0
RETURNS	**0**	**0**	**0.0**	**1**	**0**	**0**

KICKOFF RETURNS	NO	YDS	AVG	FC	LG	TD
R. Woodson	2	33	16.5	0	19	0
(TOUCHBACK)	2	0	0.0	0	—	0
RETURNS	**2**	**33**	**16.5**	**0**	**19**	**0**

Pittsburgh Steelers FUMBLES	Fum	Lost	Own Rec.	Yds	TD	FF	Opp. Rec.	Yds	TD	Out Bnds
T. Worley	1	1	0	0	0	0	0	0	0	0
B. Brister	1	1	0	-2	0	0	0	0	0	0
TOTAL	**2**	**2**	**0**	**-2**	**0**	**0**	**0**	**0**	**0**	**0**

Denver Broncos

RUSHING	ATT	YDS	AVG	LG	TD
B. Humphrey	18	85	4.7	17	0
J. Elway	7	44	6.3	32	0
S. Sewell	1	6	6.0	6	0
M. Bratton	4	3	0.8	1	2
S. Winder	1	0	0.0	0	0
TOTAL	**31**	**138**	**4.5**	**32**	**2**

PASSING	ATT	CMP	YDS	TKD/YD	TD	LG	IN	Rtg.
J. Elway	20	12	239	1/13	1	51	1	97.7
TOTAL	**20**	**12**	**239**	**1/13**	**1**	**51**	**1**	**97.7**

PASS RECEIVING	NO	YDS	AVG	LG	TD
M. Jackson	5	111	22.2	51	0
V. Johnson	3	85	28.3	37	1
M. Young	2	22	11.0	12	0
R. Nattiel	1	15	15.0	15	0
B. Humphrey	1	6	6.0	6	0
TOTAL	**12**	**239**	**19.9**	**51**	**1**

INTERCEPTIONS	NO	YDS	AVG	LG	TD
TOTAL	**0**	**0**	**0.0**	**—**	**0**

PUNTING	NO	YDS	AVG	NET	TB	IN20	LG
M. Horan	3	133	44.3	37.7	1	2	55
J. Elway	1	17	17.0	17.0	0	1	17
TOTAL	**4**	**150**	**37.5**	**32.5**	**1**	**3**	**55**

PUNT RETURNS	NO	YDS	AVG	FC	LG	TD
V. Johnson	1	6	6.0	1	6	0
RETURNS	**1**	**6**	**6.0**	**1**	**6**	**0**

KICKOFF RETURNS	NO	YDS	AVG	FC	LG	TD
K. Bell	2	62	31.0	0	31	0
D. Carrington	2	51	25.5	0	27	0
M. Bratton	1	6	6.0	0	6	0
(TOUCHBACK)	1	0	0.0	0	—	0
RETURNS	**5**	**119**	**23.8**	**0**	**31**	**0**

Denver Broncos FUMBLES	Fum	Lost	Own Rec.	Yds	TD	FF	Opp. Rec.	Yds	TD	Out Bnds
T. Braxton	0	0	0	0	0	0	1	5	0	0
V. Johnson	1	0	1	0	0	0	0	0	0	0
R. Robbins	0	0	0	0	0	0	1	0	0	0
G. Kragan	0	0	0	0	0	1	0	0	0	0
TOTAL	**1**	**0**	**1**	**0**	**0**	**1**	**2**	**5**	**0**	**0**

FINAL TEAM STATISTICS

	STEELERS	BRONCOS
TOTAL FIRST DOWNS	19	19
By Rushing	7	8
By Passing	12	9
By Penalty	0	2
THIRD DOWN EFFICIENCY	9-15-60%	6-10-60%
FOURTH DOWN EFFICIENCY	0-0-0%	0-0-0%
TOTAL NET YARDS	404	364
Total Offensive Plays (inc. times thrown passing)	61	52
Average gain per offensive play	6.6	7.0
NET YARDS RUSHING	175	138
Total Rushing Plays	32	31
Average gain per rushing play	5.5	4.5
NET YARDS PASSING	229	226
Times thrown – yards lost attempting to pass	0-0	1-13
Gross yards passing	229	239
PASS ATTEMPTS-COMPLETIONS-HAD INTERCEPTED	29-19-0	20-12-1
Average gain per pass play (inc. # thrown passing)	7.9	10.8
KICKOFFS Number-In End Zone-Touchbacks	6-1-1	4-2-2

	STEELERS	BRONCOS
PUNTS Number and Average	2-43.0	4-37.5
Had Blocked	0	0
FGs – PATs Had Blocked	0-0	0-0
TOTAL RETURN YARDAGE (Not Including Kickoffs)	26	6
No. and Yards Punt Returns	0-0	1-6
No. and Yards Kickoff Returns	2-33	5-119
No. and Yards Interception Returns	1-26	0-0
PENALTIES Number and Yards	8-50	2-19
FUMBLES Number and Lost	2-2	1-0
TOUCHDOWNS	2	3
Rushing	1	2
Passing	1	1
Returns	0	0
EXTRA POINTS Made-Attempts	2-2	3-3
FIELD GOALS Made-Attempts	3-3	1-1
SAFETIES	0	0
FINAL SCORE	23	24
TIME OF POSSESSION	34:14	25:46

BRONCOS DEFENSIVE STATISTICS

(based on unofficial press box statistics)

PLAYER	UT	A	TT	S-YDS	I-YDS	PD	FF	FR
M. Brooks	6	3	9	0-0	0-0	0	0	0
G. Kragen	6	3	9	0-0	0-0	0	1	0
S. Atwater	6	0	6	0-0	0-0	0	0	0
R. Holmes	5	0	5	0-0	0-0	0	0	0
D. Smith	4	1	5	0-0	0-0	0	0	0
K. Mecklenburg	4	0	4	0-0	0-0	0	0	0
T. Braxton	3	0	3	0-0	0-0	0	0	1
R. Dennison	2	1	3	0-0	0-0	0	0	0
A. Carreker	2	0	2	0-0	0-0	0	0	0
W. Henderson	2	0	2	0-0	0-0	0	0	0
M. Munford	1	1	2	0-0	0-0	0	0	0
S. Fletcher	1	0	1	0-0	0-0	1	0	0
R. Robbins	1	0	1	0-0	0-0	0	0	1
D. Carrington	0	0	0	0-0	0-0	0	0	0
K. Corrington	0	0	0	0-0	0-0	0	0	0
T. Lucas	0	0	0	0-0	0-0	0	0	0
B. Klosterman	0	0	0	0-0	0-0	0	0	0
W. Powers	0	0	0	0-0	0-0	0	0	0
TEAM TOTALS	**45**	**9**	**54**	**0-0**	**0-0**	**1**	**1**	**2**

Washington 42, Denver 10

Sunday, Jan. 31, 1988 • 3:20 p.m. PST • Jack Murphy Stadium • San Diego

WEATHER: Mostly Cloudy, 61°, Wind SW 5 mph • **ATTENDANCE:** 73,302 • **TIME:** 3:40

Super Bowl XXII

The Washington Redskins scored 35 points in the second quarter to power their way to a 42-10 victory against the Denver Broncos in Super Bowl XXII at Jack Murphy Stadium in San Diego in front of 73,302 fans.

Super Bowl MVP Doug Williams of Washington completed 18-of-29 passes for 340 yards with four touchdowns while running back Timmy Smith gained 204 yards on 22 carries, scoring twice, and wide receiver Ricky Sanders caught nine passes for 193 yards (21.4 avg.) with two touchdowns.

The Broncos took an early lead on their first play from scrimmage, a 56-yard pass from John Elway to Ricky Nattiel that occurred with 1:57 gone in the game. Denver's next possession stalled at the Redskins' 7-yard line, but Rich Karlis put the Broncos up 10-0 with a 24-yard field goal.

In the second quarter, however, Denver's dreams of a World Championship were blown apart by the Redskins. On Washington's first play of the quarter, Williams and Sanders connected for an 80-yard touchdown pass to bring the score to 10-7. The Redskins took the lead for good on the fifth play of their next possession when Williams found Gary Clark for a 27-yard touchdown.

Denver got as far as the Washington 26 on its next drive, but Karlis' 43-yard field goal attempt sailed wide left. Two plays later, Smith scored on a 58-yard run to increase the Washington lead to 21-10. The Redskins' next possession ended with a 50-yard Williams-to-Sanders touchdown pass, and minutes later, Williams and Clint Didier combined for an 8-yard touchdown pass to give the Redskins a 35-10 lead at halftime.

The Broncos could move only as far as the Redskins' 48-yard line in the second half, and Washington closed out the scoring late in the game on a 4-yard run by Smith.

The Redskins finished with 602 total yards, including the 340 passing yards from Williams. Their defense limited Denver to 327 total yards while holding Elway to just 14-of-38 passing for 257 yards and intercepting him three times. The Broncos were only able to total 97 rushing yards in the game and were held to 2-of-12 (16.7%) success on third downs.

OFFICIALS:

Referee — Bob McElwee (95); **Umpire** — Al Conway (27); **Line Judge** — Jack Fette (39); **Side Judge** — Don Wedge (28); **Head Linesman** — Dale Hamer (104); **Back Judge** — Al Jury (106); **Field Judge** — Johnny Grier (23).

DENVER BRONCOS

OFFENSE			DEFENSE		
WR	80	M. Jackson	LE	61	A. Townsend
LT	70	D. Studdard	NT	71	G. Kragen
LG	54	K. Bishop	RE	75	R. Jones
C	62	M. Freeman	LOLB	73	S. Fletcher
RG	79	S. Humphries	LILB	77	K. Mecklenburg
RT	76	K. Lanier	RILB	98	R. Hunley
TE	88	C. Kay	ROLB	50	J. Ryan
QB	7	J. Elway	LCB	36	M. Haynes
RB	23	S. Winder	RCB	45	S. Wilson
RB	33	G. Lang	SS	31	D. Smith
WR	84	R. Nattiel	FS	22	T. Lilly

BRONCOS SUBSTITUTIONS: P 2 M. Horan, K 3 R. Karlis, QB 8 G. Kubiak, RB 24 T. Boddie, DB 27 K. Clark, CB 28 J. Castille, RB 30 S. Sewell, CB 34 T. Braxton, RB 35 K. Bell, DB 38 B. Plummer, RB 46 B. Micho, S 48 R. Robbins, LB 55 R. Dennison, LB 56 M. Brooks, LB 59 T. Lucas, DE 65 W. Bowyer, C 72 K. Kartz, WR 81 S. Watson, WR 82 V. Johnson, TE 89 O. Mobley, DE 90 F. Gilbert, LB 97 B. Klosterman. **DID NOT PLAY:** C 68 L. Lee.

WASHINGTON REDSKINS

OFFENSE			DEFENSE		
WR	87	G. Clark	LE	71	C. Mann
LT	66	J. Jacoby	LT	65	D. Butz
LG	63	R. McKenzie	RT	77	D. Grant
C	53	J. Bostic	RE	72	D. Manley
RG	69	R. C. Theilemann	LLB	55	M. Kaufman
RT	73	M. May	MLB	52	N. Olkewicz
TE	86	C. Didier	RLB	51	M. Coleman
TE	85	D. Warren	LCB	28	D. Green
QB	17	D. Williams	RCB	23	T. Bowles
RB	38	T. Smith	SS	45	B. Wilburn
WR	83	R. Sanders	FS	40	A. Walton

REDSKINS SUBSTITUTIONS: K 6 A. Haji-Sheikh, QB 10 J. Schroeder, P 12 S. Cox, RB 24 K. Bryant, RB 29 R. Branch, S 31 C. Vaughn, CB 32 V. Dean, CB 34 B. Davis, RB 35 K. Griffin, RB 38 G. Rogers, CB 46 D. Woodberry, LB 50 R. Caldwell, LB 54 K. Gouveia, LB 57 R. Milot, G 61 R. Kehr, DE 64 S. Hamilton, G 68 R. Grimm, DE 74 M. Koch, DT 78 D. Hamel, WR 80 E. Yarber, WR 81 A. Monk, TE 82 A. Jones, TE 87 T. Orr.

		1	2	3	4	OT	TOTAL
VISITOR	Washington Redskins	0	35	0	7	—	42
HOME	Denver Broncos	10	0	0	0	—	10

FIELD GOALS (made ( ) & missed)
A. Haji-Sheikh 46HU
R. Karlis (24) 43WL

Team	Qtr	Clock Time	PLAY DESCRIPTION (Extra Point) (Drive Info)	SCORE Visitor	SCORE Home
BRONCOS	1	1:57	R. Nattiel 56 yd. pass from J. Elway (R. Karlis, kick) (1-56, 0:08)	0	7
BRONCOS	1	5:51	R. Karlis 24 yd. Field Goal (7-61, 2:05)	0	10
REDSKINS	2	0:53	R. Sanders 80 yd. pass from D. Williams (A. Haji-Sheikh, kick) (1-80, 0:10)	7	10
REDSKINS	2	4:45	G. Clark 27 yd. pass from D. Williams (A. Haji-Sheikh, kick) (5-64, 2:44)	14	10
REDSKINS	2	8:33	T. Smith 58 yd. run (A. Haji-Sheikh, kick) (2-74, 0:51)	21	10
REDSKINS	2	11:18	R. Sanders 50 yd. pass from D. Williams (A. Haji-Sheikh, kick) (3-60, 0:52)	28	10
REDSKINS	2	13:56	C. Didier 8 yd. pass from D. Williams (A. Haji-Sheikh, kick) (7-79, 1:10)	35	10
REDSKINS	4	1:51	T. Smith 4 yd. run (A. Haji-Sheikh, kick) (4-68, 2:03)	42	10

FINAL INDIVIDUAL STATISTICS

Washington Redskins

RUSHING	ATT	YDS	AVG	LG	TD
T. Smith	22	204	9.3	58	2
K. Bryant	8	38	4.8	15	0
G. Clark	1	25	25.0	25	0
G. Rogers	5	17	3.4	5	0
K. Griffin	1	2	2.0	2	0
D. Williams	2	-2	-1.0	0	0
R. Sanders	1	-4	-4.0	-4	0
TOTAL	40	280	7.0	58	2

PASSING	ATT	CMP	YDS	TKD/YD	TD	LG	IN	Rtg.
D. Williams	29	18	340	1/10	4	80	1	127.9
J. Schroeder	1	0	0	1/8	0	0	0	39.6
TOTAL	30	18	340	2/18	4	80	1	125.0

PASS RECEIVING	NO	YDS	AVG	LG	TD
R. Sanders	9	193	21.4	80	2
G. Clark	3	55	18.3	27	1
D. Warren	2	15	7.5	9	0
A. Monk	1	40	40.0	40	0
K. Bryant	1	20	20.0	20	0
T. Smith	1	9	9.0	9	0
C. Didier	1	8	8.0	8	1
TOTAL	18	340	18.9	80	4

INTERCEPTIONS	NO	YDS	AVG	LG	TD
B. Wilburn	2	11	5.5	11	0
B. Davis	1	0	0.0	0	0
TOTAL	3	11	3.7	11	0

PUNTING	NO	YDS	AVG	NET	TB	IN20	LG
S. Cox	4	150	37.5	33.0	0	0	42
TOTAL	4	150	37.5	33.0	0	0	42

PUNT RETURNS	NO	YDS	AVG	FC	LG	TD
D. Green	1	0	0.0	1	0	0
D. Yarber	0	0	0.0	1	—	0
(DOWNED)	4	0	0.0	0	—	0
RETURNS	1	0	0.0	2	0	0

KICKOFF RETURNS	NO	YDS	AVG	FC	LG	TD
R. Sanders	3	46	15.3	0	16	0
RETURNS	3	46	15.3	0	16	0

Washington Redskins FUMBLES	Own Fum	Own Lost	Own Rec.	Own Yds	Own TD	Opp. FF	Opp. Rec.	Opp. Yds	Opp. TD	Out Bnds
R. Caldwell	0	0	1	0	0	0	0	0	0	0
R. Sanders	1	0	0	0	0	0	0	0	0	0
TOTAL	1	0	1	0	0	0	0	0	0	0

Denver Broncos

RUSHING	ATT	YDS	AVG	LG	TD
G. Lang	5	38	7.6	13	0
J. Elway	3	32	10.7	21	0
S. Winder	8	30	3.8	13	0
S. Sewell	1	-3	-3.0	0	0
TOTAL	17	97	5.7	21	0

PASSING	ATT	CMP	YDS	TKD/YD	TD	LG	IN	Rtg.
J. Elway	38	14	257	5/50	1	56	3	36.8
S. Sewell	1	1	23	0/0	0	23	0	118.8
TOTAL	39	15	280	5/50	1	56	3	40.5

PASS RECEIVING	NO	YDS	AVG	LG	TD
M. Jackson	4	76	19.0	32	0
S. Sewell	4	41	10.3	18	0
R. Nattiel	2	69	34.5	56	1
C. Kay	2	38	19.0	27	0
S. Winder	1	26	26.0	26	0
J. Elway	1	23	23.0	23	0
G. Lang	1	7	7.0	7	0
TOTAL	15	280	18.7	56	1

INTERCEPTIONS	NO	YDS	AVG	LG	TD
J. Castille	1	0	0.0	0	0
TOTAL	1	0	0.0	0	0

PUNTING	NO	YDS	AVG	NET	TB	IN20	LG
M. Horan	7	253	36.1	33.3	1	1	43
TOTAL	7	253	36.1	33.3	1	1	43

PUNT RETURNS	NO	YDS	AVG	FC	LG	TD
K. Clark	2	18	9.0	0	9	0
(DOWNED)	2	0	0.0	0	—	0
RETURNS	2	18	9.0	0	9	0

KICKOFF RETURNS	NO	YDS	AVG	FC	LG	TD
K. Bell	5	88	17.6	0	21	0
RETURNS	5	88	17.6	0	21	0

Denver Broncos FUMBLES	Own Fum	Own Lost	Own Rec.	Own Yds	Own TD	Opp. FF	Opp. Rec.	Opp. Yds	Opp. TD	Out Bnds
B. Klosterman	0	0	0	0	0	1	0	0	0	0
TOTAL	0	0	0	0	0	1	0	0	0	0

FINAL TEAM STATISTICS

	REDSKINS	BRONCOS
TOTAL FIRST DOWNS	25	18
By Rushing	13	6
By Passing	11	10
By Penalty	1	2
THIRD DOWN EFFICIENCY	9-15-60%	2-12-17%
FOURTH DOWN EFFICIENCY	0-0-0%	0-0-0%
TOTAL NET YARDS	602	327
Total Offensive Plays (inc. times thrown passing)	72	61
Average gain per offensive play	8.4	5.4
NET YARDS RUSHING	280	97
Total Rushing Plays	40	17
Average gain per rushing play	7.0	5.7
NET YARDS PASSING	322	230
Times thrown – yards lost attempting to pass	2-18	5-50
Gross yards passing	340	280
PASS ATTEMPTS-COMPLETIONS-HAD INTERCEPTED	30-18-1	39-15-3
Average gain per pass play (inc. # thrown passing)	10.1	5.2

	REDSKINS	BRONCOS
PUNTS Number and Average	4-37.5	7-36.1
Had Blocked	0	0
FGs – PATs Had Blocked	0-0	0-0
TOTAL RETURN YARDAGE (Not Including Kickoffs)	11	18
No. and Yards Punt Returns	1-0	2-18
No. and Yards Kickoff Returns	3-46	5-88
No. and Yards Interception Returns	3-11	1-0
PENALTIES Number and Yards	6-65	5-26
FUMBLES Number and Lost	1-0	0-0
TOUCHDOWNS	6	1
Rushing	2	0
Passing	4	1
Returns	0	0
EXTRA POINTS Made-Attempts	6-6	1-1
FIELD GOALS Made-Attempts	0-1	1-2
SAFETIES	0	0
FINAL SCORE	42	10
TIME OF POSSESSION	35:15	24:45

BRONCOS DEFENSIVE STATISTICS

(based on unofficial press box statistics)

PLAYER	UT	A	TT	S-YDS	I-YDS	PD	FF	FR
D. Smith	7	2	9	0-0	0-0	0	0	0
K. Mecklenburg	7	0	7	1-8	0-0	0	0	0
S. Fletcher	6	0	6	0-0	0-0	0	0	0
F. Gilbert	4	1	5	0-0	0-0	0	0	0
R. Jones	4	0	4	1-10	0-0	0	0	0
T. Lilly	4	0	4	0-0	0-0	0	0	0
S. Wilson	4	0	4	0-0	0-0	0	0	0
M. Haynes	3	0	3	0-0	0-0	0	0	0
J. Ryan	3	0	3	0-0	0-0	0	0	0
A. Townsend	3	0	3	0-0	0-0	1	0	0
G. Kragen	2	0	2	0-0	0-0	0	0	0
J. Castille	1	0	1	0-0	1-0	0	0	0
R. Dennison	1	0	1	0-0	0-0	0	0	0
R. Hunley	1	0	1	0-0	0-0	0	0	0
R. Robbins	1	0	1	0-0	0-0	1	0	0
B. Klosterman	0	0	0	0-0	0-0	0	1	0
TEAM TOTALS	45	9	54	2-18	1-0	2	1	0

Denver 38, Cleveland 33

Sunday, Jan. 17, 1988 • 2 p.m. MST • Mile High Stadium • Denver

WEATHER: Mostly Sunny, 44º, Wind NE 8 mph • **ATTENDANCE:** 75,993 • **TIME:** 3:37

1987 AFC Championship Game

The Broncos' Jeremiah Castille recovered a Cleveland fumble on Denver's 3-yard line with just over a minute left in the game, helping the club to a 38-33 victory against the Browns in the AFC Championship Game in front of 75,993 fans at Mile High Stadium.

An interception by defensive end Freddie Gilbert set up the Broncos' first score of the afternoon. Quarterback John Elway found wide receiver Ricky Nattiel for an 8-yard touchdown at 3:38 of the first quarter that put Denver ahead 7-0.

After Gene Lang took off on a 42-yard run, which set a franchise record for the longest postseason rush, Denver faced third-and-goal from the Cleveland 3 late in the first quarter. Elway threw incomplete into the end zone, but the Browns were penalized for holding, giving the Broncos new life at the 1-yard line. Running back Steve Sewell scored on first down to give Denver a 14-0 lead 11:06 into the first quarter.

The Browns scored their first points of the game on a 24-yard Matt Bahr field goal at 1:41 of the second quarter. Denver answered at 6:59 of the quarter with a 1-yard Lang touchdown run that upped its lead to 21-3.

After Elway was intercepted by Felix Wright four plays into the second half, Cleveland needed just three plays to go 35 yards and score on an 18-yard pass from Bernie Kosar to Reggie Langhorne. The Broncos answered when Elway scrambled right and threw to Mark Jackson, who caught the ball at the Broncos' 25, evaded two tacklers and sprinted for an 80-yard touchdown that gave the Broncos a 28-10 lead at 5:03 of the third quarter.

The Browns pulled within 28-17 when Kosar found Earnest Byner for a 32-yard touchdown at 8:10 of the third quarter.

Cleveland narrowed the Broncos' lead to 28-24 on a Byner 4-yard touchdown run at 11:15 of the third quarter. Just before the end of the third period, Rich Karlis capped off a Denver possession with a 38-yard field goal.

The Browns tied the score at 31 on a 4-yard touchdown pass from Kosar to Webster Slaughter at 4:12 of the final period. Denver went ahead 38-31 with just over four minutes left to play on a 20-yard Elway-to-Sammy Winder touchdown pass.

Kosar and the Browns advanced to the Denver 8-yard line with 1:12 remaining when Byner had the ball stripped by Castille, who recovered the fumble at the 3-yard line. Denver took a late safety before time ran out on the Browns.

OFFICIALS:

Referee — Jim Tunney (32); **Umpire** — Ben Montgomery (117); **Line Judge** — Ron Blum (83); **Side Judge** — Bill Quinby (58); **Head Linesman** — Sid Semon (109); **Back Judge** — Roy Clymer (24); **Field Judge** — Dick Dolack (31).

DENVER BRONCOS

OFFENSE			DEFENSE		
WR	84	R. Nattiel	LE	61	A. Townsend
LT	70	D. Studdard	NT	71	G. Kragen
LG	54	K. Bishop	RE	75	R. Jones
C	62	M. Freeman	LOLB	73	S. Fletcher
RG	79	S. Humphries	LILB	77	K. Mecklenburg
RT	76	K. Lanier	RILB	98	R. Hunley
TE	88	C. Kay	ROLB	50	J. Ryan
WR	80	M. Jackson	LCB	36	M. Haynes
QB	7	J. Elway	FS	22	T. Lilly
HB	23	S. Winder	SS	49	D. Smith
FB	33	G. Lang	RCB	45	S. Wilson

BRONCOS SUBSTITUTIONS: P 2 M. Horan, K 3 R. Karlis, QB 8 G. Kubiak, RB 24 T. Boddie, DB 27 K. Clark, CB 28 J. Castille, RB 30 S. Sewell, CB 34 T. Braxton, RB 35 K. Bell, DB 38 B. Plummer, RB 46 B. Micho, S 48 R. Robbins, LB 55 R. Dennison, LB 56 M. Brooks, LB 59 T. Lucas, DE 65 W. Bowyer, C 72 K. Kartz, WR 81 S. Watson, TE 89 O. Mobley, DE 90 F. Gilbert, 95 DE S. Bryan, LB 97 B. Klosterman. **DID NOT PLAY:** C 68 L. Lee.

CLEVELAND BROWNS

OFFENSE			DEFENSE		
WR	88	R. Langhorne	LE	91	S. Clancy
LT	74	P. Farren	NT	72	D. Puzzouli
LG	73	G. Rakoczy	RE	78	C. Hairston
C	61	M. Baab	LOLB	50	L. Sanford
RG	69	D. Fike	LILB	51	E. Johnson
RT	63	C. Risien	RILB	59	M. Johnson
TE	82	O. Newsome	ROLB	57	C. Matthews
WR	84	W. Slaughter	LCB	31	F. Minnifield
QB	19	B. Kosar	RCB	29	H. Dixon
RB	81	D. Tennell	SS	24	R. Ellis
FB	34	K. Mack	FS	22	F. Wright

BROWNS SUBSTITUTIONS: K 9 M. Bahr, QB 10 M. Pagel, P 11 L. Johnson, CB 23 M. Harper, RB 28 H. Fontenot, DB 36 S. Braggs, S 37 C. Rockins, FB 42 T. Manoa, RB 44 E. Byner, CB 48 D. Hoggard, LB 52 N. Miller, LB 53 A. Griggs, LB 56 D. Grayson, DE 60 A. Baker, C 64 F. Winters, OL 65 D. Haley, G 70 L. Williams, WR 85 C. Weathers, WR 86 B. Brennan, WR 89 G. McNeil, DE 96 R. Camp, DE 99 D. Sims. **DID NOT PLAY:** 18 G. Danielson.

		1	2	3	4	OT	TOTAL
VISITOR	Cleveland Browns	0	3	21	9	—	33
HOME	Denver Broncos	14	7	10	7	—	38

FIELD GOALS (made ( ) & missed)
M. Bahr (24) 45WR
R. Karlis 50WL (38)

Team	Qtr	Clock Time	PLAY DESCRIPTION (Extra Point) (Drive Info)	SCORE Visitor	SCORE Home
BRONCOS	1	3:38	R. Nattiel 8 yd. pass from J. Elway (R. Karlis, kick) (4-18, 2:05)	0	7
BRONCOS	1	11:06	S. Sewell 1 yd. run (R. Karlis, kick) (8-60, 3:47)	0	14
BROWNS	2	1:41	M. Bahr 24 yd. Field Goal (13-64, 5:35)	3	14
BRONCOS	2	6:59	G. Lang 1 yd. run (R. Karlis, kick) (11-80, 5:18)	3	21
BROWNS	3	3:44	R. Langhorne 18 yd. pass from B. Kosar (M. Bahr, kick) (3-35, 1:30)	10	21
BRONCOS	3	5:03	M. Jackson 80 yd. pass from J. Elway (R. Karlis, kick) (3-80, 1:19)	10	28
BROWNS	3	8:10	E. Byner 32 yd. pass from B. Kosar (M. Bahr, kick) (5-80, 3:07)	17	28
BROWNS	3	11:15	E. Byner 4 yd. run (M. Bahr, kick) (4-42, 1:58)	24	28
BRONCOS	3	14:50	R. Karlis 38 yd. Field Goal (9-59, 3:35)	24	31
BROWNS	4	4:12	W. Slaughter 4 yd. pass from B. Kosar (M. Bahr, kick) (9-86, 4:22)	31	31
BRONCOS	4	10:59	S. Winder 20 yd. pass from J. Elway (R. Karlis, kick) (5-75, 1:13)	31	38
BROWNS	4	14:52	Safety—M. Horan runs out of end zone (Minniefield)	33	38

FINAL INDIVIDUAL STATISTICS

Cleveland Browns

RUSHING	ATT	YDS	AVG	LG	TD
E. Byner	15	67	4.5	16	1
K. Mack	12	61	5.1	14	0
TOTAL	**27**	**128**	**4.7**	**16**	**1**

PASSING	ATT	CMP	YDS	TKD/YD	TD	LG	IN	Rtg.
B. Kosar	41	26	356	2/20	3	53	1	105.3
TOTAL	**41**	**26**	**356**	**2/20**	**3**	**53**	**1**	**105.3**

PASS RECEIVING	NO	YDS	AVG	LG	TD
E. Byner	7	120	17.1	53	1
W. Slaughter	4	53	13.3	24	1
B. Brennan	4	48	12.0	19	0
K. Mack	4	28	7.0	9	0
O. Newsome	3	35	11.7	25	0
R. Langhorne	2	48	24.0	30	1
C. Weathers	1	19	19.0	19	0
D. Tennell	1	5	5.0	5	0
TOTAL	**26**	**356**	**13.7**	**53**	**3**

INTERCEPTIONS	NO	YDS	AVG	LG	TD
F. Wright	1	13	13.0	13	0
TOTAL	**1**	**13**	**13.0**	**13**	**0**

PUNTING	NO	YDS	AVG	NET	TB	IN20	LG
L. Johnson	2	96	48.0	41.5	0	0	59
TOTAL	**2**	**96**	**48.0**	**41.5**	**0**	**0**	**59**

PUNT RETURNS	NO	YDS	AVG	FC	LG	TD
G. McNeil	2	24	12.0	0	17	0
(DOWNED)	1	0	0.0	0	—	0
RETURNS	**2**	**24**	**12.0**	**0**	**17**	**0**

KICKOFF RETURNS	NO	YDS	AVG	FC	LG	TD
G. McNeil	5	94	18.8	0	28	0
RETURNS	**5**	**94**	**18.8**	**0**	**28**	**0**

Cleveland Browns FUMBLES	Fum	Lost	Own Rec.	Yds	TD	FF	Opp. Rec.	Yds	TD	Out Bnds
K. Mack	1	1	0	0	0	0	0	0	0	0
B. Brennan	1	1	0	0	0	0	0	0	0	0
E. Byner	1	1	0	0	0	0	0	0	0	0
TOTAL	**3**	**3**	**0**	**0**	**0**	**0**	**0**	**0**	**0**	**0**

Denver Broncos

RUSHING	ATT	YDS	AVG	LG	TD
S. Winder	20	72	3.6	10	0
G. Lang	5	51	10.2	42	1
J. Elway	11	36	3.3	11	0
T. Boddie	1	8	8.0	8	0
S. Sewell	1	1	1.0	**1**	1
M. Horan	1	-12	-12.0	-12	0
TOTAL	**39**	**156**	**4.0**	**42**	**2**

PASSING	ATT	CMP	YDS	TKD/YD	TD	LG	IN	Rtg.
J. Elway	26	14	281	2/25	3	**80**	1	114.4
TOTAL	**26**	**14**	**281**	**2/25**	**3**	**80**	**1**	**114.4**

PASS RECEIVING	NO	YDS	AVG	LG	TD
R. Nattiel	5	95	19.0	26	1
M. Jackson	4	134	33.5	**80**	1
S. Winder	3	34	11.3	**20**	1
S. Sewell	1	10	10.0	10	0
O. Mobley	1	8	8.0	8	0
TOTAL	**14**	**281**	**20.1**	**80**	**3**

INTERCEPTIONS	NO	YDS	AVG	LG	TD
F. Gilbert	1	0	0.0	0	0
TOTAL	**1**	**0**	**0.0**	**0**	**0**

PUNTING	NO	YDS	AVG	NET	TB	IN20	LG
M. Horan	2	83	41.5	29.5	0	0	44
J. Elway	1	18	18.0	18.0	0	0	18
TOTAL	**3**	**101**	**33.7**	**25.7**	**0**	**0**	**44**

PUNT RETURNS	NO	YDS	AVG	FC	LG	TD
K. Clark	2	13	6.5	0	10	0
RETURNS	**2**	**13**	**6.5**	**0**	**10**	**0**

KICKOFF RETURNS	NO	YDS	AVG	FC	LG	TD
K. Bell	3	43	14.3	0	23	0
RETURNS	**3**	**43**	**14.3**	**0**	**23**	**0**

Denver Broncos FUMBLES	Fum	Lost	Own Rec.	Yds	TD	FF	Opp. Rec.	Yds	TD	Out Bnds
S. Wilson	0	0	0	0	0	0	1	0	0	0
J. Elway	1	1	0	-2	0	0	0	0	0	0
R. Robbins	0	0	0	0	0	0	1	0	0	0
K. Bell	1	0	0	0	0	0	0	0	0	1
J. Castille	0	0	0	0	0	1	1	0	0	0
T. Lilly	0	0	0	0	0	1	0	0	0	0
TOTAL	**2**	**1**	**0**	**-2**	**0**	**2**	**3**	**0**	**0**	**1**

FINAL TEAM STATISTICS

	BROWNS	BRONCOS
TOTAL FIRST DOWNS	25	24
By Rushing	8	10
By Passing	15	11
By Penalty	2	3
THIRD DOWN EFFICIENCY	8-14-57%	7-14-50%
FOURTH DOWN EFFICIENCY	1-1-100%	0-1-0%
TOTAL NET YARDS	464	412
Total Offensive Plays (inc. times thrown passing)	70	67
Average gain per offensive play	6.6	6.1
NET YARDS RUSHING	128	156
Total Rushing Plays	27	39
Average gain per rushing play	4.7	4.0
NET YARDS PASSING	336	256
Times thrown – yards lost attempting to pass	2-20	2-25
Gross yards passing	356	281
PASS ATTEMPTS-COMPLETIONS-HAD INTERCEPTED	41-26-1	26-14-1
Average gain per pass play (inc. # thrown passing)	7.8	9.1

	BROWNS	BRONCOS
PUNTS Number and Average	2-48.0	3-33.7
Had Blocked	0	0
FGs – PATs Had Blocked	0-0	0-0
TOTAL RETURN YARDAGE (Not Including Kickoffs)	37	13
No. and Yards Punt Returns	2-24	2-13
No. and Yards Kickoff Returns	5-94	3-43
No. and Yards Interception Returns	1-13	1-0
PENALTIES Number and Yards	7-59	7-44
FUMBLES Number and Lost	3-3	2-1
TOUCHDOWNS	4	5
Rushing	1	2
Passing	3	3
EXTRA POINTS Made-Attempts	4-4	5-5
FIELD GOALS Made-Attempts	1-2	1-2
SAFETIES	0	1
FINAL SCORE	33	38
TIME OF POSSESSION	31:37	28:23

BRONCOS DEFENSIVE STATISTICS

(based on unofficial press box statistics)

PLAYER	UT	A	TT	S-YDS	I-YDS	PD	FF	FR
T. Lilly	10	1	11	0-0	0-0	1	1	0
J. Ryan	4	4	8	0-0	0-0	0	0	0
R. Hunley	5	1	6	0-0	0-0	0	0	0
S. Fletcher	5	0	5	1-9	0-0	1	0	0
A. Townsend	3	2	5	0-0	0-0	1	0	0
M. Haynes	4	0	4	0-0	0-0	2	0	0
K. Mecklenburg	3	1	4	0-0	0-0	0	0	0
T. Boddie	3	0	3	0-0	0-0	0	0	0
R. Dennison	3	0	3	0-0	0-0	0	0	0
J. Castille	2	0	2	0-0	0-0	0	1	1
R. Robbins	2	0	2	0-0	0-0	0	0	1
R. Jones	2	0	2	1-11	0-0	0	0	0
F. Gilbert	1	0	1	0-0	1-0	0	0	0
S. Wilson	1	0	1	0-0	0-0	0	0	1
TEAM TOTALS	**54**	**11**	**65**	**2-20**	**1-0**	**6**	**2**	**3**

Denver 34, Houston 10

Sunday, Jan. 10, 1988 • 2 p.m. MST • Mile High Stadium • Denver

WEATHER: Mostly Sunny, 45º, Wind E 6 mph • **ATTENDANCE:** 75,968 • **TIME:** 3:07

1987 AFC Divisional Playoff Game

The Denver Broncos advanced to the AFC Championship Game after beating the Houston Oilers 34-10 in front of 75,968 fans at Mile High Stadium. Denver's 24-point win was the largest margin of victory ever for the club in postseason play.

The Broncos were led on defense by Mark Haynes and Karl Mecklenburg, who both picked up key interceptions. Offensively, the club was led by quarterback John Elway (14-of-25 for 259 yards with two touchdowns) and wide receivers Vance Johnson (4 catches for 105 yards) and Clarence Kay (3 catches for 57 yards with two touchdowns).

Punter Mike Horan put the Oilers in a hole after the Broncos' first drive stalled, sending a punt to the Houston 5-yard line, where two plays later, a lateral pass from Warren Moon to Mike Rozier was fumbled. Steve Wilson recovered for Denver on the 1-yard line, and two plays later running back Gene Lang scored to give the Broncos an early 7-0 lead.

Houston's next drive reached the Broncos' 20-yard line before Mecklenburg intercepted a pass and returned it to the Denver 28. Elway hit Kay for 29 yards to move into Houston territory, and five plays later the same connection was made for a 27-yard touchdown pass that gave the Broncos a 14-0 lead.

Both teams added field goals on their first drive of the second quarter to make the score 17-3 in Denver's favor.

After the Houston field goal, Elway threw a 55-yard pass to Johnson, moving the ball to the Oilers' 11. Five plays later, Elway found Kay again for a touchdown on a 1-yard pass to increase the lead to 24-3 with less than two minutes left in the half.

Denver's first possession of the third quarter resulted in a Rich Karlis field goal that gave the club a 27-3 lead. Houston then took 10 plays to reach the Denver 7, but Haynes picked off a Moon pass in the end zone and returned it 57 yards to halt the scoring threat.

Houston's next drive reached the Broncos' 11, but a pass on fourth down fell incomplete. The Oilers got the ball back three plays later when Patrick Allen intercepted an Elway pass, and that led to a 19-yard touchdown pass from Moon to Ernest Givins, cutting Denver's lead to 27-10 at 6:38 of the final period.

The Broncos' Kevin Clark recovered the onside kick that followed, and Denver moved 52 yards on seven plays to score the final points of the game on a 3-yard run by Elway.

OFFICIALS:

Referee — Jerry Markbreit (9); **Umpire** — Ed Fiffick (57); **Line Judge** — Ray Dodez (74); **Side Judge** — Larry Nemmers (20); **Head Linesman** — Ed Marion (26); **Back Judge** — Al Jury (106); **Field Judge** — Ron Spitler (119).

DENVER BRONCOS

OFFENSE			DEFENSE		
WR	82	V. Johnson	LE	61	A. Townsend
LT	70	D. Studdard	NT	71	G. Kragen
LG	54	K. Bishop	RE	75	R. Jones
C	62	M. Freeman	LOLB	73	S. Fletcher
RG	79	S. Humphries	LILB	77	K. Mecklenburg
RT	76	K. Lanier	RILB	98	R. Hunley
TE	88	C. Kay	ROLB	50	J. Ryan
WR	80	M. Jackson	LCB	36	M. Haynes
QB	7	J. Elway	FS	22	T. Lilly
RB	30	S. Sewell	SS	31	M. Harden
FB	89	O. Mobley	RCB	45	S. Wilson

BRONCOS SUBSTITUTIONS: P 2 M. Horan, K 3 R. Karlis, QB 8 G. Kubiak, RB 23 S. Winder, RB 24 T. Boddie, DB 27 K. Clark, CB 28 J. Castille, RB 33 G. Lang, CB 34 T. Braxton, RB 35 K. Bell, DB 38 B. Plummer, RB 46 B. Micho, LB 55 R. Dennison, LB 56 M. Brooks, LB 59 T. Lucas, DE 65 W. Bowyer, C 68 L. Lee, C 72 K. Kartz, WR 81 S. Watson, WR 84 R. Nattiel, TE 86 M. Andrews, DE 90 F. Gilbert, LB 97 B. Klosterman.

HOUSTON OILERS

OFFENSE			DEFENSE		
WR	85	D. Hill	LE	79	R. Childress
LT	77	B. Davis	NT	99	D. Smith
LG	63	M. Munchak	RE	71	R. Byrd
C	52	J. Pennison	LLB	93	R. Lyles
RG	74	B. Matthews	LILB	59	J. Grimsley
RT	70	D. Steinkuhler	RILB	54	A. Smith
TE	87	J. Williams	RLB	91	J. Meads
WR	81	E. Givins	LCB	24	S. Brown
QB	1	W. Moon	RCB	29	P. Allen
RB	30	M. Rozier	SS	25	K. Bostic
FB	32	A. Highsmith	FS	31	J. Donaldson

OILERS SUBSTITUTIONS: K 7 T. Zendejas, P 8 J. Gossett, RB 20 A. Pinkett, S 21 B. Eason, S 22 K. Johnson, S 36 C. Birdsong, FB 35 R. Wallace, S 38 D. Bryant, 45 I. Valentine, C 50 B. Kidd, LB 51 E. Fairs, LB 53 E. Seale, LB 57 W. Johnson, G 72 K. Hill, DE 75 J. Baker, WR 80 C. Duncan, WR 82 W. Drewery, WR 84 H. Jeffires, TE 89 J. Parks, DT 94 C. Martin, DE 95 W. Fuller. **DID NOT PLAY:** QB 10 B. Pease, G/T 69 D. Williams.

		1	2	3	4	OT	TOTAL
VISITOR	Houston Oilers	0	3	0	7	—	10
HOME	Denver Broncos	14	10	3	7	—	34

FIELD GOALS (made ( ) & missed)
T. Zendejas (46)
R. Karlis (43) (23)

Team	Qtr	Clock Time	PLAY DESCRIPTION (Extra Point) (Drive Info)	SCORE Visitor	SCORE Home
BRONCOS	1	6:19	G. Lang 1 yd. run (R. Karlis, kick) (2-1, 0:39)	0	7
BRONCOS	1	13:34	C. Kay 27 yd. pass from J. Elway (R. Karlis, kick) (6-72, 2:55)	0	14
BRONCOS	2	3:20	R. Karlis 43 yd. Field Goal (7-14, 3:09)	0	17
OILERS	2	9:03	T. Zendejas 46 yd. Field Goal (12-54, 5:43)	3	17
BRONCOS	2	13:08	C. Kay 1 yd. pass from J. Elway (R. Karlis, kick) (9-80, 4:05)	3	24
BRONCOS	3	2:29	R. Karlis 23 yd. Field Goal (5-51, 1:25)	3	27
OILERS	4	6:38	E. Givins 19 yd. pass from W. Moon (T. Zendejas, kick) (3-48, 1:14)	10	27
BRONCOS	4	10:33	J. Elway 3 yd. run (R. Karlis, kick) (7-52, 3:55)	10	34

FINAL INDIVIDUAL STATISTICS

Houston Oilers

RUSHING	ATT	YDS	AVG	LG	TD
M. Rozier	9	25	3.1	8	0
A. Pinkett	6	20	3.3	8	0
W. Moon	5	15	3.0	7	0
A. Highsmith	5	13	2.6	11	0
E. Givins	1	0	0.0	0	0
TOTAL	**26**	**73**	**2.8**	**11**	**0**

PASSING	ATT	CMP	YDS	TKD/YD	TD	LG	IN	Rtg.
W. Moon	43	24	264	0/0	1	24	2	62.5
TOTAL	**43**	**24**	**264**	**0/0**	**1**	**24**	**2**	**62.5**

PASS RECEIVING	NO	YDS	AVG	LG	TD
E. Givins	6	84	14.0	**19**	1
D. Hill	5	93	18.6	24	0
C. Duncan	4	32	8.0	13	0
A. Highsmith	4	20	5.0	16	0
W. Drewrey	2	17	8.5	9	0
J. Williams	1	7	7.0	7	0
M. Rozier	1	6	6.0	6	0
A. Pinkett	1	5	5.0	5	0
TOTAL	**24**	**264**	**11.0**	**24**	**1**

INTERCEPTIONS	NO	YDS	AVG	LG	TD
P. Allen	1	2	2.0	2	0
TOTAL	**1**	**2**	**2.0**	**2**	**0**

PUNTING	NO	YDS	AVG	NET	TB	IN20	LG
J. Gossett	3	134	44.7	39.7	0	1	57
TOTAL	**3**	**134**	**44.7**	**39.7**	**0**	**1**	**57**

PUNT RETURNS	NO	YDS	AVG	FC	LG	TD
(DOWNED)	2	0	0.0	0	—	0
RETURNS	**0**	**0**	**0.0**	**0**	**—**	**0**

KICKOFF RETURNS	NO	YDS	AVG	FC	LG	TD
A. Pinkett	3	62	20.7	0	21	0
RETURNS	**3**	**62**	**20.7**	**0**	**21**	**0**

Houston Oilers FUMBLES	Fum	Lost	Own Rec.	Yds	TD	FF	Opp. Rec.	Yds	TD	Out Bnds
W. Moon	1	1	0	0	0	0	0	0	0	0
E. Givins	1	0	1	-5	0	0	0	0	0	0
TOTAL	**2**	**1**	**1**	**-5**	**0**	**0**	**0**	**0**	**0**	**0**

Denver Broncos

RUSHING	ATT	YDS	AVG	LG	TD
S. Winder	13	46	3.5	8	0
S. Sewell	5	9	1.8	5	0
J. Elway	4	8	2.0	4	1
K. Bell	2	7	3.5	5	0
G. Kubiak	2	-3	-1.5	-1	0
G. Lang	3	-6	-2.0	**1**	1
TOTAL	**29**	**61**	**2.1**	**8**	**2**

PASSING	ATT	CMP	YDS	TKD/YD	TD	LG	IN	Rtg.
J. Elway	25	14	259	1/4	2	55	1	101.9
TOTAL	**25**	**14**	**259**	**1/4**	**2**	**55**	**1**	**101.9**

PASS RECEIVING	NO	YDS	AVG	LG	TD
V. Johnson	4	105	26.3	55	0
C. Kay	3	57	19.0	29	2
S. Sewell	3	41	13.7	25	0
G. Lang	1	25	25.0	25	0
T. Boddie	1	15	15.0	15	0
O. Mobley	1	9	9.0	9	0
R. Nattiel	1	7	7.0	7	0
TOTAL	**14**	**259**	**18.5**	**55**	**2**

INTERCEPTIONS	NO	YDS	AVG	LG	TD
K. Mecklenburg	1	18	18.0	18	0
M. Haynes	1	57	57.0	57	0
TOTAL	**2**	**75**	**37.5**	**57**	**0**

PUNTING	NO	YDS	AVG	NET	TB	IN20	LG
M. Horan	2	92	46.0	46.0	1	1	49
TOTAL	**2**	**92**	**46.0**	**46.0**	**1**	**1**	**49**

PUNT RETURNS	NO	YDS	AVG	FC	LG	TD
G. Clark	2	15	7.5	1	12	0
RETURNS	**2**	**15**	**7.5**	**1**	**12**	**0**

KICKOFF RETURNS	NO	YDS	AVG	FC	LG	TD
K. Bell	1	28	28.0	0	28	0
K. Clark	1	0	0.0	0	0	0
RETURNS	**2**	**28**	**14.0**	**0**	**28**	**0**

Denver Broncos FUMBLES	Fum	Lost	Own Rec.	Yds	TD	FF	Opp. Rec.	Yds	TD	Out Bnds
S. Wilson	0	0	0	0	0	0	1	0	0	0
TOTAL	**0**	**0**	**0**	**0**	**0**	**0**	**1**	**0**	**0**	**0**

FINAL TEAM STATISTICS

	OILERS	BRONCOS
TOTAL FIRST DOWNS	20	19
By Rushing	5	9
By Passing	14	9
By Penalty	1	1
THIRD DOWN EFFICIENCY	8-16-50%	4-9-44%
FOURTH DOWN EFFICIENCY	2-4-50%	1-1-100%
TOTAL NET YARDS	337	316
Total Offensive Plays (inc. times thrown passing)	69	55
Average gain per offensive play	4.9	5.7
NET YARDS RUSHING	73	61
Total Rushing Plays	26	29
Average gain per rushing play	2.8	2.1
NET YARDS PASSING	264	255
Times thrown – yards lost attempting to pass	0-0	1-4
Gross yards passing	264	259
PASS ATTEMPTS-COMPLETIONS-HAD INTERCEPTED	43-24-2	25-14-1
Average gain per pass play (inc. # thrown passing)	6.1	9.8

	OILERS	BRONCOS
PUNTS Number and Average	3-44.7	2-46.0
Had Blocked	0	0
FGs – PATs Had Blocked	0-0	0-0
TOTAL RETURN YARDAGE (Not Including Kickoffs)	2	90
No. and Yards Punt Returns	0-0	2-15
No. and Yards Kickoff Returns	3-62	2-28
No. and Yards Interception Returns	1-2	2-75
PENALTIES Number and Yards	10-73	4-35
FUMBLES Number and Lost	2-1	0-0
TOUCHDOWNS	1	4
Rushing	0	2
Passing	1	2
Returns	0	0
EXTRA POINTS Made-Attempts	1-1	4-4
FIELD GOALS Made-Attempts	1-1	2-2
SAFETIES	0	0
FINAL SCORE	10	34
TIME OF POSSESSION	32:33	27:27

BRONCOS DEFENSIVE STATISTICS

(based on unofficial press box statistics)

PLAYER	UT	A	TT	S-YDS	I-YDS	PD	FF	FR
R. Dennison	6	2	8	0-0	0-0	0	0	0
M. Haynes	6	0	6	0-0	1-57	2	0	0
T. Lilly	5	1	6	0-0	0-0	0	0	0
S. Wilson	5	1	6	0-0	0-0	1	0	1
R. Jones	3	2	5	0-0	0-0	0	0	0
R. Hunley	2	3	5	0-0	0-0	0	0	0
K. Mecklenburg	4	0	4	0-0	1-18	0	0	0
G. Kragen	3	0	3	0-0	0-0	0	0	0
A. Townsend	3	0	3	0-0	0-0	0	0	0

PLAYER	UT	A	TT	S-YDS	I-YDS	PD	FF	FR
W. Bowyer	2	1	3	0-0	0-0	0	0	0
M. Brooks	2	1	3	0-0	0-0	0	0	0
K. Clark	2	0	2	0-0	0-0	0	0	0
F. Gilbert	2	0	2	0-0	0-0	0	0	0
B. Plummer	2	0	2	0-0	0-0	1	0	0
J. Ryan	0	1	1	0-0	0-0	1	0	0
S. Fletcher	0	1	1	0-0	0-0	0	0	0
J. Castille	0	0	0	0-0	0-0	1	0	0
TEAM TOTALS	**47**	**13**	**60**	**0-0**	**2-75**	**6**	**0**	**1**

N.Y. Giants 39, Denver 20

Sunday, Jan. 25, 1987 • 3:13 p.m. PST • Rose Bowl • Pasadena, Calif.

WEATHER: Sunny, 76°, Wind W 2-5 mph • **ATTENDANCE:** 101,063 • **TIME:** 3:25

Super Bowl XXI

The New York Giants broke open a close game with 24 unanswered points to begin the second half, capturing a 39-20 win over the Denver Broncos in Super Bowl XXI at the Rose Bowl in front of 101,063 fans.

The Broncos drove to the Giants' 31-yard line on their opening drive and took a 3-0 lead when Rich Karlis booted a Super Bowl record-tying 48-yard field goal. New York answered with a 78-yard scoring drive that culminated with a 6-yard touchdown pass from Phil Simms to Zeke Mowatt.

Late in the first quarter, Elway scored the Broncos' first touchdown from four yards out on a quarterback draw to give them a 10-7 lead. On the third play of their next drive, Elway threw a 54-yard pass to Vance Johnson that gave the Broncos a first down at the Giants' 28. But Denver failed to capitalize on the play with Karlis missing a 23-yard field goal attempt.

Denver's defense stifled the Giants' next drive at the New York 47, and after a punt, the Broncos got the ball back on their own 15. Controversy entered the game when on second-and-12, Elway threw an apparent completion for a first down to Clarence Kay. The pass was ruled incomplete, a call that was upheld after review of the television replay.

On the next play, Giants defensive end George Martin sacked Elway in the end zone for a safety to pull New York within a point of Denver at 10-9. Another missed field goal, a 34-yard attempt, by the Broncos with 13 seconds left in the first half sent the club into halftime with a narrow 1-point lead.

New York scored on all three of its third-quarter drives, taking a 26-10 lead after outgaining Denver 163 yards to 2 in the period. The Giants extended their lead to 33-10 in the fourth quarter when Phil McConkey caught a deflected pass in the end zone for Simms' third touchdown pass of the day.

Denver got the ball back at its own 16, and Elway moved the squad deep into New York territory to set up Karlis' 28-yard field goal that made the score 33-13. The Giants took only five plays to cover 46 yards for their next touchdown, a 2-yard run by Ottis Anderson that increased their lead to 39-13.

Elway drove the Broncos down the field again and found Johnson for a 47-yard touchdown pass for the game's final points at 12:54 of the fourth quarter.

OFFICIALS:

Referee — Jerry Markbreit (9); **Umpire** — Bob Boylston (101); **Line Judge** — Bob Beeks (59); **Side Judge** — Gil Mace (90); **Head Linesman** — Terry Gierke (72); **Back Judge** — Jim Poole (92); **Field Judge** — Pat Mallette (82).

DENVER BRONCOS

OFFENSE			DEFENSE		
WR	82	V. Johnson	LE	61	A. Townsend
LT	70	D. Studdard	NT	71	G. Kragen
LG	54	K. Bishop	RE	75	R. Jones
C	64	B. Bryan	LOLB	50	J. Ryan
RG	63	M. Cooper	LILB	77	K. Mecklenburg
RT	76	K. Lanier	RILB	98	R. Hunley
TE	88	C. Kay	ROLB	57	T. Jackson
WR	81	S. Watson	LCB	20	L. Wright
QB	7	J. Elway	RCB	31	M. Harden
RB	23	S. Winder	SS	49	D. Smith
RB	47	G. Willhite	FS	43	S. Foley

BRONCOS SUBSTITUTIONS: P 2 M. Horan, K 3 R. Karlis, QB 8 G. Kubiak, S 22 T. Lilly, RB 30 S. Sewell, RB 33 G. Lang, RB 35 K. Bell, S 36 M. Haynes, CB 45 S. Wilson, DB 48 R. Robbins, LB 52 K. Woodard, LB 55 R. Dennison, LB 59 D. Comeaux, G 62 M. Freeman, NT 69 T. Colorito, DE 73 S. Fletcher, T 74 D. Remsberg, WR 80 M. Jackson, WR 84 C. Sampson, TE 85 J. Hackett, RB 87 B. Micho, TE 89 O. Mobley, DE 90 F. Gilbert.

NEW YORK GIANTS

OFFENSE			DEFENSE		
WR	86	L. Manuel	LE	75	G. Martin
LT	60	B. Benson	NT	64	J. Burt
LG	67	B. Ard	RE	70	L. Marshall
C	65	B. Oates	LOLB	58	C. Banks
RG	61	C. Godfrey	LILB	55	G. Reasons
RT	63	K. Nelson	RILB	53	H. Carson
TE	89	M. Bavaro	ROLB	56	L. Taylor
WR	81	S. Robinson	LCB	34	E. Patterson
QB	11	P. Simms	RCB	23	P. Williams
RB	20	J. Morris	SS	48	K. Hill
RB	44	M. Carthon	FS	27	H. Welch

GIANTS SUBSTITUTIONS: K 2 R. Allegre, P 5 S. Landeta, QB 17 J. Rutledge, RB 22 L. Rouson, RB 24 O. Anderson, CB 25 M. Collins, S 28 T. Flynn, RB 30 T. Galbreath, S 46 G. Lasker, LB 51 R. Jones, LB 52 P. Johnson, LB 54 A. Headen, LB 57 B. Hunt, C 59 B. Johnston, T 66 W. Roberts, G 68 D. Johnson, DT 74 E. Howard, DE 77 E. Dorsey, DT 78 J. Sally, WR 80 P. McConkey, TE 84 Z. Mowatt, WR 87 S. Miller, WR 88 B. Johnson.

		1	2	3	4	OT	TOTAL
VISITOR	Denver Broncos	10	0	0	10	—	20
HOME	New York Giants	7	2	17	13	—	39

FIELD GOALS (made ( ) & missed)
R. Karlis (48) 23WR 34WR (28)
R. Allegre (21)

Team	Qtr	Clock Time	PLAY DESCRIPTION (Extra Point) (Drive Info)	SCORE Visitor	SCORE Home
BRONCOS	1	4:09	R. Karlis 48 yd. Field Goal (8-45, 4:09)	3	0
GIANTS	1	9:33	Z. Mowatt 6 yd. pass from P. Simms (R. Allegre, kick) (9-78, 5:24)	3	7
BRONCOS	1	12:54	J. Elway 4 yd. run (R. Karlis, kick) (6-58, 3:21)	10	7
GIANTS	2	12:14	Safety—J. Elway sacked by G. Martin in end zone (3- (-)15, 0:47)	10	9
GIANTS	3	4:52	M. Bavaro 13 yd. pass from P. Simms (R. Allegre, kick) (8-63, 4:52)	10	16
GIANTS	3	11:06	R. Allegre 21 yd. Field Goal (9-32, 5:07)	10	19
GIANTS	3	14:36	J. Morris 1 yd. run (R. Allegre, kick) (5-68, 2:14)	10	26
GIANTS	4	4:04	P. McConkey 6 yd. pass from P. Simms (R. Allegre, kick) (6-52, 3:50)	10	33
BRONCOS	4	8:59	R. Karlis 28 yd. Field Goal (13-73, 4:55)	13	33
GIANTS	4	10:42	O. Anderson 2 yd. run (kick wide) (5-46, 2:43)	13	39
BRONCOS	4	12:54	V. Johnson 47 yd. pass from J. Elway (R. Karlis, kick) (5-69, 1:12)	20	39

FINAL INDIVIDUAL STATISTICS

Denver Broncos

RUSHING	ATT	YDS	AVG	LG	TD
J. Elway	6	27	4.5	10	1
G. Willhite	4	19	4.8	11	0
S. Sewell	3	4	1.3	12	0
G. Lang	2	2	1.0	4	0
S. Winder	4	0	0.0	3	0
TOTAL	19	52	2.7	12	1

PASSING	ATT	CMP	YDS	TKD/YD	TD	LG	IN	Rtg.
J. Elway	37	22	304	3/26	1	54	1	83.6
G. Kubiak	4	4	48	1/6	0	23	0	116.7
TOTAL	41	26	352	4/32	1	54	1	88.7

PASS RECEIVING	NO	YDS	AVG	LG	TD
V. Johnson	5	121	24.2	54	1
G. Willhite	5	39	7.8	11	0
S. Winder	4	34	8.5	14	0
M. Jackson	3	51	17.0	24	0
S. Watson	2	54	27.0	31	0
C. Sampson	2	20	10.0	11	0
O. Mobley	2	17	8.5	11	0
S. Sewell	2	12	6.0	7	0
G. Lang	1	4	4.0	4	0
TOTAL	26	352	13.5	54	1

INTERCEPTIONS	NO	YDS	AVG	LG	TD
TOTAL	0	0	0.0	—	0

PUNTING	NO	YDS	AVG	NET	TB	IN20	LG
M. Horan	2	82	41.0	28.5	0	0	42
TOTAL	2	82	41.0	28.5	0	0	42

PUNT RETURNS	NO	YDS	AVG	FC	LG	TD
G. Willhite	1	9	9.0	1	9	0
(TOUCHBACK)	1	0	0.0	0	—	0
RETURNS	1	9	9.0	1	9	0

KICKOFF RETURNS	NO	YDS	AVG	FC	LG	TD
K. Bell	3	48	16.0	0	28	0
G. Lang	2	36	18.0	0	23	0
RETURNS	5	84	16.8	0	28	0

Denver Broncos FUMBLES	Own Fum	Own Lost	Own Rec.	Own Yds	Own TD	Opp. FF	Opp. Rec.	Opp. Yds	Opp. TD	Out Bnds
J. Elway	1	0	1	0	0	0	0	0	0	0
K. Bell	1	0	0	0	0	0	0	0	0	0
J. Hackett	0	0	1	0	0	0	0	0	0	0
TOTAL	2	0	2	0	0	0	0	0	0	0

New York Giants

RUSHING	ATT	YDS	AVG	LG	TD
J. Morris	20	67	3.3	11	1
P. Simms	3	25	8.3	22	0
L. Rouson	3	22	7.3	18	0
T. Galbreath	4	17	4.3	7	0
M. Carthon	3	4	1.3	2	0
O. Anderson	2	1	0.5	2	1
J. Rutledge	3	0	0.0	2	0
TOTAL	38	136	3.6	22	2

PASSING	ATT	CMP	YDS	TKD/YD	TD	LG	IN	Rtg.
P. Simms	25	22	268	1/5	3	44	0	150.9
TOTAL	25	22	268	1/5	3	44	0	150.9

PASS RECEIVING	NO	YDS	AVG	LG	TD
M. Bavaro	4	51	12.8	17	1
J. Morris	4	20	5.0	12	0
M. Carthon	4	13	3.3	7	0
S. Robinson	3	62	20.7	36	0
L. Manuel	3	43	14.3	17	0
P. McConkey	2	50	25.0	44	1
L. Rouson	1	23	23.0	23	0
Z. Mowatt	1	6	6.0	6	1
TOTAL	22	268	12.2	44	3

INTERCEPTIONS	NO	YDS	AVG	LG	TD
E. Patterson	1	-7	-7.0	-7	0
TOTAL	1	-7	-7.0	-7	0

PUNTING	NO	YDS	AVG	NET	TB	IN20	LG
S. Landeta	3	138	46.0	36.3	1	1	59
TOTAL	3	138	46.0	36.3	1	1	59

PUNT RETURNS	NO	YDS	AVG	FC	LG	TD
P. McConkey	1	25	25.0	1	25	0
RETURNS	1	25	25.0	1	25	0

KICKOFF RETURNS	NO	YDS	AVG	FC	LG	TD
L. Rouson	3	56	18.7	0	22	0
T. Flynn	1	-3	-3.0	0	0	0
RETURNS	4	53	13.3	0	22	0

New York Giants FUMBLES	Own Fum	Own Lost	Own Rec.	Own Yds	Own TD	Opp. FF	Opp. Rec.	Opp. Yds	Opp. TD	Out Bnds
L. Marshall	0	0	0	0	0	1	0	0	0	0
P. Johnson	0	0	0	0	0	1	0	0	0	0
TOTAL	0	0	0	0	0	2	0	0	0	0

FINAL TEAM STATISTICS

	BRONCOS	GIANTS
TOTAL FIRST DOWNS	23	24
By Rushing	5	10
By Passing	16	13
By Penalty	2	1
THIRD DOWN EFFICIENCY	7-14-50%	6-12-50%
FOURTH DOWN EFFICIENCY	0-0-0%	1-2-50%
TOTAL NET YARDS	372	399
Total Offensive Plays (inc. times thrown passing)	64	64
Average gain per offensive play	5.8	6.2
NET YARDS RUSHING	52	136
Total Rushing Plays	19	38
Average gain per rushing play	2.7	3.6
NET YARDS PASSING	320	263
Times thrown – yards lost attempting to pass	4-32	1-5
Gross yards passing	352	268
PASS ATTEMPTS-COMPLETIONS-HAD INTERCEPTED	41-26-1	25-22-0
Average gain per pass play (inc. # thrown passing)	7.1	10.1

	BRONCOS	GIANTS
PUNTS Number and Average	2-41	3-46
Had Blocked	0	0
FGs – PATs Had Blocked	0-0	0-0
TOTAL RETURN YARDAGE (Not Including Kickoffs)	9	18
No. and Yards Punt Returns	1-9	1-25
No. and Yards Kickoff Returns	5-84	4-53
No. and Yards Interception Returns	0-0	1-(-7)
PENALTIES Number and Yards	4-28	6-48
FUMBLES Number and Lost	2-0	0-0
TOUCHDOWNS	2	5
Rushing	1	2
Passing	1	3
Returns	0	0
EXTRA POINTS Made-Attempts	2-2	4-5
FIELD GOALS Made-Attempts	2-4	1-1
SAFETIES	1	0
FINAL SCORE	20	39
TIME OF POSSESSION	25:21	34:39

BRONCOS DEFENSIVE STATISTICS

(based on unofficial press box statistics)

PLAYER	UT	A	TT	S-YDS	I-YDS	PD	FF	FR
K. Woodard	8	3	11	0.5-2.5	0-0	0	0	0
J. Ryan	6	3	9	0-0	0-0	0	0	0
R. Hunley	7	1	8	0-0	0-0	0	0	0
R. Jones	4	2	6	0-0	0-0	0	0	0
S. Foley	5	0	5	0-0	0-0	0	0	0
D. Smith	5	0	5	0-0	0-0	0	0	0
L. Wright	5	0	5	0-0	0-0	0	0	0
K. Mecklenburg	2	3	5	0-0	0-0	0	0	0
M. Haynes	3	0	3	0-0	0-0	0	0	0
S. Wilson	3	0	3	0-0	0-0	0	0	0
A. Townsend	2	1	3	0-0	0-0	0	0	0
F. Gilbert	1	1	2	0.5-2.5	0-0	0	0	0
B. Micho	2	0	2	0-0	0-0	0	0	0
T. Lilly	1	1	2	0-0	0-0	0	0	0
R. Robbins	1	1	2	0-0	0-0	0	0	0
TEAM TOTALS	58	20	78	1-5	0-0	0	0	0

Denver 23, Cleveland 20 OT

Sunday, Jan. 11, 1987 • 12:30 p.m. EST • Cleveland Stadium • Cleveland

WEATHER: Solid Overcast, 30º, Wind NW 14 mph (-5º) • **ATTENDANCE:** 79,915 • **TIME:** 3:50

1986 AFC Championship Game

In a game that will forever be remembered as "The Drive," Rich Karlis kicked a 33-yard field goal 5:48 into overtime to give the Denver Broncos a 23-20 victory against the Cleveland Browns in the 1986 AFC Championship Game. The contest was played at Cleveland Stadium in front of a crowd of 79,915 fans, who braved a wind chill of -5 degrees.

Cleveland took a 7-0 lead when Bernie Kosar threw a 6-yard touchdown pass to Herman Fontenot in the first quarter. The Broncos stopped the next two Browns drives with interceptions, including the second by Jim Ryan, whose return set up a 19-yard field goal by Karlis to make the score 7-3. Ken Woodard recovered a fumble on Cleveland's next drive, putting Denver in position for Gerald Willhite's fourth-down 1-yard touchdown run at 4:24 of the second quarter that gave the club a 10-7 lead.

Browns kicker Mark Moseley tied the score at 10 with a 29-yard field goal with 20 seconds left in the first half. Denver regained the lead on a 26-yard Karlis field goal late in the third quarter, but the Browns responded as Kevin Mack rushed for 34 yards in a 10-play, 76-yard drive that culminated with a 24-yard Moseley field goal that tied the score at 13. After two Denver punts, Kosar's 48-yard touchdown strike to Brian Brennan put Cleveland ahead 20-13 with 5:43 left in the game.

The kickoff rolled to the Denver 2-yard line, where the Broncos and Elway began "The Drive." On the fifth play (second-and-7 from the Broncos' 15), Elway rushed for 11 yards and a first down. He then found Steve Sewell for a 22-yard gain followed by a 12-yard strike to Steve Watson that gave Denver a first down on the Cleveland 40. After an incompletion and an 8-yard sack, Elway threw a 20-yard pass to Mark Jackson, moving the team to the Cleveland 28. An Elway-to-Sewell pass gave the Broncos a first down on the Browns' 14 with 57 seconds left. After an incompletion, Elway ran nine yards to the Cleveland 5-yard line. On the next play, he hit Jackson for a touchdown, and Karlis' extra point tied the score at 20 with 37 seconds left.

The Browns won the coin toss in overtime and elected to receive, but Denver's defense stopped them. Willhite returned the Cleveland punt to the Broncos' 25, where the Denver offense went to work. On second-and-5, Elway hit Orson Mobley for a 22-yard gain and three plays later threw a 28-yard pass to Watson. With a first down on Cleveland's 22-yard line, the Broncos rushed three times to get to the 15, and on fourth down, Karlis hit the 33-yard game-winning field goal.

OFFICIALS:

Referee — Chuck Heberling (46); **Umpire** — Gordon Wells (89); **Line Judge** — Bill Reynolds (53); **Side Judge** — Gary Lane (120); **Head Linesman** — Ed Marion (26); **Back Judge** — Ben Tompkins (52); **Field Judge** — Johnny Grier (23).

DENVER BRONCOS

OFFENSE			DEFENSE		
WR	82	V. Johnson	LE	75	R. Jones
LT	70	D. Studdard	NT	71	G. Kragen
LG	54	K. Bishop	RE	61	A. Townsend
C	64	B. Bryan	LOLB	50	J. Ryan
RG	63	M. Cooper	LILB	77	K. Mecklenburg
RT	76	K. Lanier	RILB	98	R. Hunley
TE	85	J. Hackett	ROLB	57	T. Jackson
WR	81	S. Watson	LCB	20	L. Wright
QB	7	J. Elway	RCB	31	M. Harden
RB	23	S. Winder	SS	49	D. Smith
TE	89	O. Mobley	FS	43	S. Foley

BRONCOS SUBSTITUTIONS: P 2 M. Horan, K 3 R. Karlis, QB 8 G. Kubiak, S 22 T. Lilly, RB 30 S. Sewell, RB 33 G. Lang, RB 35 K. Bell, CB 45 S. Wilson, RB 47 G. Willhite, S 48 R. Robbins, LB 52 K. Woodard, LB 55 R. Dennison, LB 59 D. Comeaux, G 62 M. Freeman, NT 69 T. Colorito, DE 73 S. Fletcher, T 74 D. Remsberg, WR 80 M. Jackson, WR 84 C. Sampson, WR 87 B. Micho, TE 88 C. Kay, DE 90 F. Gilbert. **DID NOT PLAY:** CB 36 M. Haynes.

CLEVELAND BROWNS

OFFENSE			DEFENSE		
WR	88	R. Langhorne	LE	96	R. Camp
LT	77	R. Bolden	NT	79	B. Golic
LG	74	P. Farren	RE	78	C. Hairston
C	61	M. Baab	LOLB	56	C. Banks
RG	69	D. Fike	LILB	51	E. Johnson
RT	63	C. Risien	RILB	53	A. Griggs
TE	82	O. Newsome	ROLB	57	C. Matthews
WR	84	W. Slaughter	LCB	31	F. Minnifield
QB	19	B. Kosar	RCB	29	H. Dixon
RB	44	E. Byner	SS	24	R. Ellis
FB	34	K. Mack	FS	37	C. Rockins

BROWNS SUBSTITUTIONS: K 3 M. Mosley, P 7 J. Gossett, S 22 F. Wright, CB 23 M. Harper, S 27 A. Gross, RB 28 H. Fontenot, RB 39 M. Everett, CB 48 D. Hoggard, LB 50 B. Van Pelt, LB 58 S. Nicholas, LB 59 M. Johnson, G 62 G. Lilja, G 70 L. Williams, NT 72 D. Puzzuoli, TE 81 H. Holt, WR 85 C. Weathers, WR 86 B. Brennan, TE 87 T. Tucker, WR 89 G. McNeil, DE 91 S. Clancy. **DID NOT PLAY:** QB 10 M. Pagel, RB 33 C. Dickey.

		1	2	3	4	OT	TOTAL
VISITOR	Denver Broncos	0	10	3	7	3	23
HOME	Cleveland Browns	7	3	0	10	0	20

FIELD GOALS (made ( ) & missed)
R. Karlis (19) (26) (33)
M. Moseley (29) (24)

Team	Qtr	Clock Time	PLAY DESCRIPTION (Extra Point) (Drive Info)	SCORE Visitor	SCORE Home
BROWNS	1	9:41	H. Fontenot 6 yd. pass from B. Kosar (M. Moseley, kick) (14-86, 7:18)	0	7
BRONCOS	2	2:53	R. Karlis 19 yd. Field Goal (4-8, 0:54)	3	7
BRONCOS	2	4:24	G. Willhite 1 yd. run (R. Karlis, kick) (5-37, 1:05)	10	7
BROWNS	2	14:40	M. Moseley 29 yd. Field Goal (9-53, 4:01)	10	10
BRONCOS	3	12:10	R. Karlis 26 yd. Field Goal (11-61, 4:28)	13	10
BROWNS	4	2:22	M. Moseley 24 yd. Field Goal (10-76, 5:01)	13	13
BROWNS	4	9:17	B. Brennan 48 yd. pass from B. Kosar (M. Moseley, kick) (3-52, 0:57)	13	20
BRONCOS	4	14:23	M. Jackson 5 yd. pass from J. Elway (R. Karlis, kick) (15-98, 4:55)	20	20
BRONCOS	5	5:48	R. Karlis 33 yd. Field Goal (9-60, 5:07)	23	20

FINAL INDIVIDUAL STATISTICS

Denver Broncos

RUSHING	ATT	YDS	AVG	LG	TD
S. Winder	26	83	3.2	9	0
J. Elway	4	56	14.0	34	0
G. Lang	3	9	3.0	4	0
S. Sewell	1	1	1.0	1	0
G. Willhite	3	0	0.0	2	1
TOTAL	**37**	**149**	**4.0**	**34**	**1**

PASSING	ATT	CMP	YDS	TKD/YD	TD	LG	IN	Rtg.
J. Elway	38	22	244	2/19	1	28	1	74.9
TOTAL	**38**	**22**	**244**	**2/19**	**1**	**28**	**1**	**74.9**

PASS RECEIVING	NO	YDS	AVG	LG	TD
S. Watson	3	55	18.3	28	0
S. Sewell	3	47	15.7	22	0
O. Mobley	3	36	12.0	22	0
V. Johnson	3	25	8.3	14	0
M. Jackson	2	25	12.5	20	1
C. Kay	2	23	11.5	15	0
G. Willhite	2	20	10.0	16	0
S. Winder	2	2	1.0	5	0
C. Sampson	1	10	10.0	10	0
G. Lang	1	1	1.0	1	0
TOTAL	**22**	**244**	**11.1**	**28**	**1**

INTERCEPTIONS	NO	YDS	AVG	LG	TD
J. Ryan	1	26	26.0	26	0
R. Hunley	1	14	14.0	14	0
TOTAL	**2**	**40**	**20.0**	**26**	**0**

PUNTING	NO	YDS	AVG	NET	TB	IN20	LG
M. Horan	6	244	40.7	34.5	0	1	48
J. Elway	1	19	19.0	19.0	0	1	19
TOTAL	**7**	**263**	**37.6**	**32.3**	**0**	**2**	**48**

PUNT RETURNS	NO	YDS	AVG	FC	LG	TD
G. Willhite	3	10	3.3	1	4	0
RETURNS	**3**	**10**	**3.3**	**1**	**4**	**0**

KICKOFF RETURNS	NO	YDS	AVG	FC	LG	TD
G. Lang	2	14	7.0	0	14	0
K. Bell	2	10	5.0	0	10	0
M. Freeman	1	9	9.0	0	9	0
RETURNS	**5**	**33**	**6.6**	**0**	**14**	**0**

Denver Broncos FUMBLES	Fum	Lost	Own Rec.	Yds	TD	FF	Opp. Rec.	Yds	TD	Out Bnds
K. Woodard	0	0	0	0	0	0	1	0	0	0
K. Bell	2	0	2	0	0	0	0	0	0	0
K. Bishop	0	0	0	0	0	1	0	0	0	0
TOTAL	**2**	**0**	**2**	**0**	**0**	**1**	**1**	**0**	**0**	**0**

Cleveland Browns

RUSHING	ATT	YDS	AVG	LG	TD
K. Mack	26	94	3.6	15	0
B. Kosar	4	3	0.8	3	0
H. Fontenot	3	3	1.0	4	0
TOTAL	**33**	**100**	**3.0**	**15**	**0**

PASSING	ATT	CMP	YDS	TKD/YD	TD	LG	IN	Rtg.
B. Kosar	32	18	259	1/3	2	48	2	77.5
TOTAL	**32**	**18**	**259**	**1/3**	**2**	**48**	**2**	**77.5**

PASS RECEIVING	NO	YDS	AVG	LG	TD
H. Fontenot	7	66	9.4	24	1
B. Brennan	4	72	18.0	48	1
R. Langhorne	2	35	17.5	22	0
K. Mack	2	20	10.0	12	0
C. Weathers	1	42	42.0	42	0
W. Slaughter	1	20	20.0	20	0
E. Byner	1	4	4.0	4	0
TOTAL	**18**	**259**	**14.4**	**48**	**2**

INTERCEPTIONS	NO	YDS	AVG	LG	TD
M. Harper	1	0	0.0	0	0
TOTAL	**1**	**0**	**0.0**	**0**	**0**

PUNTING	NO	YDS	AVG	NET	TB	IN20	LG
J. Gossett	6	259	43.2	38.2	1	2	58
TOTAL	**6**	**259**	**43.2**	**38.2**	**1**	**2**	**58**

PUNT RETURNS	NO	YDS	AVG	FC	LG	TD
G. McNeil	3	37	12.3	1	18	0
RETURNS	**3**	**37**	**12.3**	**1**	**18**	**0**

KICKOFF RETURNS	NO	YDS	AVG	FC	LG	TD
H. Fontenot	2	25	12.5	0	14	0
G. McNeil	4	80	40.0	0	30	0
RETURNS	**6**	**105**	**17.5**	**0**	**30**	**0**

Cleveland Browns FUMBLES	Fum	Lost	Own Rec.	Yds	TD	FF	Opp. Rec.	Yds	TD	Out Bnds
K. Mack	2	1	0	0	0	0	0	0	0	0
T. Tucker	0	0	1	0	0	0	0	0	0	0
G. McNeil	1	0	0	0	0	0	0	0	0	0
C. Rockins	0	0	1	0	0	0	0	0	0	0
TOTAL	**3**	**1**	**2**	**0**	**0**	**0**	**0**	**0**	**0**	**0**

FINAL TEAM STATISTICS

	BRONCOS	BROWNS
TOTAL FIRST DOWNS	22	17
By Rushing	6	4
By Passing	13	12
By Penalty	3	1
THIRD DOWN EFFICIENCY	5-18-28%	5-13-39%
FOURTH DOWN EFFICIENCY	1-1-100%	0-0-0%
TOTAL NET YARDS	374	356
Total Offensive Plays (inc. times thrown passing)	77	66
Average gain per offensive play	4.9	5.4
NET YARDS RUSHING	149	100
Total Rushing Plays	37	33
Average gain per rushing play	4.0	3.0
NET YARDS PASSING	225	256
Times thrown – yards lost attempting to pass	2-19	1-3
Gross yards passing	244	259
PASS ATTEMPTS-COMPLETIONS-HAD INTERCEPTED	38-22-1	32-18-2
Average gain per pass play (inc. # thrown passing)	5.6	7.8

	BRONCOS	BROWNS
PUNTS Number and Average	7-38	6-43
Had Blocked	0	0
FGs – PATs Had Blocked	0-0	0-0
TOTAL RETURN YARDAGE (Not Including Kickoffs)	50	37
No. and Yards Punt Returns	3-10	3-37
No. and Yards Kickoff Returns	5-33	6-105
No. and Yards Interception Returns	2-40	1-0
PENALTIES Number and Yards	6-39	9-76
FUMBLES Number and Lost	2-0	3-1
TOUCHDOWNS	2	2
Rushing	1	0
Passing	1	2
Returns	0	0
EXTRA POINTS Made-Attempts	2-2	2-2
FIELD GOALS Made-Attempts	3-3	2-2
SAFETIES	0	0
FINAL SCORE	23	20
TIME OF POSSESSION	34:05	31:43

BRONCOS DEFENSIVE STATISTICS

(based on unofficial press box statistics)

PLAYER	UT	A	TT	S-YDS	I-YDS	PD	FF	FR
L. Wright	6	1	7	0-0	0-0	2	0	0
K. Mecklenburg	5	2	7	0-0	0-0	0	0	0
R. Jones	5	2	7	1-3	0-0	0	0	0
J. Ryan	4	2	6	0-0	1-26	0	0	0
T. Jackson	2	4	6	0-0	0-0	0	0	0
M. Harden	4	1	5	0-0	0-0	2	0	0
T. Lilly	4	1	5	0-0	0-0	1	0	0

PLAYER	UT	A	TT	S-YDS	I-YDS	PD	FF	FR
S. Foley	3	2	5	0-0	0-0	0	0	0
K. Woodard	3	2	5	0-0	0-0	1	0	1
R. Robbins	3	1	4	0-0	0-0	3	0	0
S. Fletcher	3	0	3	0-0	0-0	0	0	0
R. Hunley	1	1	2	0-0	1-14	1	0	0
R. Dennison	1	0	1	0-0	0-0	0	0	0
TEAM TOTALS	**54**	**20**	**74**	**1-3**	**2-40**	**12**	**0**	**1**

Denver 22, New England 17

Sunday, Jan. 4, 1987 • 2 p.m. MST • Mile High Stadium • Denver

WEATHER: Sunny, 65º, Wind S 9 mph • **ATTENDANCE:** 76,105 • **TIME:** 3:09

1986 AFC Divisional Playoff Game

Rulon Jones sacked Tony Eason in the end zone for a safety with 1:37 left on the clock to halt the Patriots' final comeback drive and give Denver a 22-17 win in an AFC Divisional Playoff Game in front of 76,105 fans at Mile High Stadium. The postseason victory was the first for the Broncos since the 1977 season.

The two teams traded punts for the first nine minutes of the game before Denver began its first scoring drive. Starting at their own 20, the Broncos took four plays to reach the New England 7-yard line behind John Elway completions of 39 and 21 yards. On second-and-goal from the 4, Elway rolled around the left side and was hit just short of the goal line. He was penalized (delay of game) for spiking the ball after the play, and that sent Denver back to the 6. Two plays later, Rich Karlis made a 27-yard field goal that gave Denver a 3-0 lead.

New England mounted a 7-play, 87-yard drive later in the quarter with Eason hitting Stanley Morgan for a 19-yard touchdown. The Broncos roared right back with a 13-play, 82-yard drive that was punctuated by a 22-yard touchdown run by Elway, giving them a 10-7 lead midway through the second quarter. The Patriots tied the score on the final play of the first half with a 38-yard Tony Franklin field goal.

Denver received the kickoff to open the second half and proceeded to chew up more than nine minutes off the clock. The Broncos ran the ball 11 times on the drive, which stalled on the Patriots' 5-yard line. Karlis' 22-yard field goal put Denver up 13-10.

Five plays into the next New England drive, the Patriots took a page out of Dan Reeves' bag of tricks, scoring on a flea-flicker that ended with a 45-yard touchdown pass from Eason to Morgan that gave New England its first lead of the game at 17-13. Denver jumped right back on top, traveling 86 yards on six plays to score on a 48-yard Elway-to-Vance Johnson pass on the last play of the third quarter.

The two teams both punted three times in the fourth quarter, and the last one, a Mike Horan punt of 54 yards, backed New England to its own 10-yard line. On first down, Eason dropped back to pass but was sacked for a safety by Jones. Denver recovered the onside free kick and held on to the ball and the win.

Elway completed 13-of-32 passes for 257 yards with one score, and Sammy Winder rushed for 102 yards on 19 carries. Johnson led the Broncos with 89 receiving yards. Defensively, four different Denver players had at least one sack.

OFFICIALS:

Referee — Jerry Seeman (70); **Umpire** — Rex Stuart (103); **Line Judge** — Ray Dodez (74); **Side Judge** — Bob Rice (80); **Head Linesman** — Burl Toler (37); **Back Judge** — Jim Poole (92); **Field Judge** — Ron Spitler (119).

DENVER BRONCOS

OFFENSE			DEFENSE		
WR	82	V. Johnson	LE	75	R. Jones
LT	70	D. Studdard	NT	71	G. Kragen
LG	54	K. Bishop	RE	61	A. Townsend
C	64	B. Bryan	LOLB	50	J. Ryan
RG	60	P. Howard	LILB	77	K. Mecklenburg
RT	76	K. Lanier	RILB	98	R. Hunley
TE	85	J. Hackett	ROLB	57	T. Jackson
WR	81	S. Watson	LCB	20	L. Wright
QB	7	J. Elway	FS	43	S. Foley
RB	23	S. Winder	SS	48	R. Robbins
TE	89	O. Mobley	RCB	31	M. Harden

BRONCOS SUBSTITUTIONS: P 2 M. Horan, K 3 R. Karlis, QB 8 G. Kubiak, S 22 T. Lilly, RB 30 S. Sewell, RB 33 G. Lang, RB 35 K. Bell, CB 36 M. Haynes, CB 45 S. Wilson, RB 47 G. Willhite, LB 52 K. Woodard, LB 55 R. Dennison, LB 59 D. Comeaux, G 62 M. Freeman, G 63 M. Cooper, NT 69 T. Colorito, DE 73 S. Fletcher, T 74 D. Remsberg, WR 80 M. Jackson, WR 84 C. Sampson, WR 87 B. Micho, DE 90 F. Gilbert. **DID NOT PLAY:** S 49 D. Smith.

NEW ENGLAND PATRIOTS

OFFENSE			DEFENSE		
WR	86	S. Morgan	LE	96	B. Williams
LT	76	B. Holloway	NT	90	T. Williams
LG	66	P. Fairchild	RE	60	G. Veris
C	58	P. Brock	LOLB	56	A. Tippett
RG	61	R. Wooten	LILB	52	J. Rembert
RT	68	D. Haley	RILB	50	L. McGrew
TE	48	G. Baty	ROLB	55	D. Blackmon
WR	80	I. Fryar	LCB	43	E. Gibson
QB	11	T. Eason	FS	31	F. Marion
FB	30	M. Tatupu	SS	38	R. James
HB	33	T. Collins	RCB	26	R. Clayborn

PATRIOTS SUBSTITUTIONS: K 1 T. Franklin, P 3 R. Camarillo, RB 21 R. Dupard, DB 22 E. Profit, CB 23 R. McSwain, RB 27 G. Hawthorne, S 28 J. Bowman, RB 32 C. James, LB 59 S. Doig, T 62 B. Bain, C 64 T. Matich, C 75 G. Morriss, WR 81 S. Starring, WR 82 D. Williams, WR 83 C. Jones, TE 88 W. Scott, NT 65 M. Ruth, LB 95 E. Reynolds, DE 97 M. Hodge, NT 98 D. Owens. **DID NOT PLAY:** QB 12 T. Ramsey, QB 14 S. Grogan, DB 42 R. Lippett.

		1	2	3	4	OT	TOTAL
VISITOR	New England Patriots	0	10	7	0	—	17
HOME	Denver Broncos	3	7	10	2	—	22

FIELD GOALS (made ( ) & missed)
T. Franklin (38)
R. Karlis (27) (22)

Team	Qtr	Clock Time	PLAY DESCRIPTION (Extra Point) (Drive Info)	SCORE Visitor	SCORE Home
BRONCOS	1	12:12	R. Karlis 27 yd. Field Goal (8-71, 3:07)	0	3
PATRIOTS	2	0:56	S. Morgan 19 yd. pass from T. Eason (T. Franklin, kick) (7-87, 2:24)	7	3
BRONCOS	2	7:18	J. Elway 22 yd. run (R. Karlis, kick) (13-82, 6:22)	7	10
PATRIOTS	2	14:58	T. Franklin 38 yd. Field Goal (5-8, 0:56)	10	10
BRONCOS	3	9:10	R. Karlis 22 yd. Field Goal (15-80, 9:10)	10	13
PATRIOTS	3	12:10	S. Morgan 45 yd. pass from T. Eason (T. Franklin, kick) (5-78, 3:00)	17	13
BRONCOS	3	15:00	V. Johnson 48 yd. pass from J. Elway (R. Karlis, kick) (6-86, 2:50)	17	20
BRONCOS	4	13:23	Safety—T. Eason tackled in end zone by R. Jones	17	22

FINAL INDIVIDUAL STATISTICS

New England Patriots

RUSHING	ATT	YDS	AVG	LG	TD
T. Collins	5	46	9.2	23	0
C. James	10	31	3.1	17	0
T. Eason	2	23	11.5	13	0
R. Dupard	5	18	3.6	8	0
G. Hawthorne	1	5	5.0	5	0
I. Fryar	1	-2	-2.0	-2	0
TOTAL	**24**	**121**	**5.0**	**23**	**0**

PASSING	ATT	CMP	YDS	TKD/YD	TD	LG	IN	Rtg.
T. Eason	24	13	194	6/44	2	45	0	108.7
TOTAL	**24**	**13**	**194**	**6/44**	**2**	**45**	**0**	**108.7**

PASS RECEIVING	NO	YDS	AVG	LG	TD
T. Collins	4	46	11.5	20	0
S. Morgan	3	100	33.3	45	2
G. Baty	3	31	10.3	13	0
I. Fryar	2	11	5.5	7	0
G. Hawthorne	1	6	6.0	6	0
TOTAL	**13**	**194**	**14.9**	**45**	**2**

INTERCEPTIONS	NO	YDS	AVG	LG	TD
R. McSwain	1	2	2.0	2	0
J. Rembert	1	0	0.0	0	0
TOTAL	**2**	**2**	**1.0**	**2**	**0**

PUNTING	NO	YDS	AVG	NET	TB	IN20	LG
R. Camarillo	9	452	50.2	41.9	2	0	60
TOTAL	**9**	**452**	**50.2**	**41.9**	**2**	**0**	**60**

PUNT RETURNS	NO	YDS	AVG	FC	LG	TD
I. Fryar	2	13	6.5	0	9	0
RETURNS	**2**	**13**	**6.5**	**0**	**9**	**0**

KICKOFF RETURNS	NO	YDS	AVG	FC	LG	TD
S. Starring	2	31	15.5	0	21	0
RETURNS	**2**	**31**	**15.5**	**0**	**21**	**0**

New England Patriots FUMBLES	Fum	Lost	Own Rec.	Yds	TD	FF	Opp. Rec.	Yds	TD	Out Bnds
T. Eason	1	0	0	0	0	0	0	0	0	0
P. Brock	0	0	1	0	0	0	0	0	0	0
TOTAL	**1**	**0**	**1**	**0**	**0**	**0**	**0**	**0**	**0**	**0**

Denver Broncos

RUSHING	ATT	YDS	AVG	LG	TD
S. Winder	19	102	5.4	16	0
G. Lang	11	44	4.0	14	0
J. Elway	5	18	3.6	22	1
K. Bell	2	12	6.0	8	0
S. Sewell	2	8	4.0	8	0
G. Willhite	3	4	1.3	3	0
TOTAL	**42**	**188**	**4.5**	**22**	**1**

PASSING	ATT	CMP	YDS	TKD/YD	TD	LG	IN	Rtg.
J. Elway	32	13	257	1/4	1	49	2	53.8
TOTAL	**32**	**13**	**257**	**1/4**	**1**	**49**	**2**	**53.8**

PASS RECEIVING	NO	YDS	AVG	LG	TD
V. Johnson	4	89	22.3	48	1
S. Sewell	3	41	13.7	39	0
O. Mobley	2	69	34.5	49	0
S. Watson	1	21	21.0	21	0
B. Micho	1	20	20.0	20	0
S. Winder	1	16	16.0	16	0
G. Lang	1	1	1.0	1	0
TOTAL	**13**	**257**	**19.8**	**49**	**1**

INTERCEPTIONS	NO	YDS	AVG	LG	TD
TOTAL	**0**	**0**	**0.0**	**—**	**0**

PUNTING	NO	YDS	AVG	NET	TB	IN20	LG
M. Horan	5	245	49.0	42.4	1	3	54
J. Elway	1	31	31.0	11.0	1	1	31
Total	**6**	**276**	**46.0**	**34.2**	**2**	**4**	**54**

PUNT RETURNS	NO	YDS	AVG	FC	LG	TD
G. Willhite	1	9	9.0	1	9	0
V. Johnson	3	26	8.7	0	13	0
RETURNS	**4**	**35**	**8.8**	**1**	**13**	**0**

KICKOFF RETURNS	NO	YDS	AVG	FC	LG	TD
G. Lang	1	21	21.0	0	21	0
K. Bell	3	63	21.0	0	35	0
Returns	**4**	**84**	**21.0**	**0**	**35**	**0**

Denver Broncos FUMBLES	Fum	Lost	Own Rec.	Yds	TD	FF	Opp. Rec.	Yds	TD	Out Bnds
TOTAL	**0**	**0**	**0**	**0**	**0**	**0**	**0**	**0**	**0**	**0**

FINAL TEAM STATISTICS

	PATRIOTS	BRONCOS
TOTAL FIRST DOWNS	12	23
By Rushing	6	12
By Passing	13	9
By Penalty	0	2
THIRD DOWN EFFICIENCY	2-12-17%	5-15-33%
FOURTH DOWN EFFICIENCY	0-0-0%	0-0-0%
TOTAL NET YARDS	271	441
Total Offensive Plays (inc. times thrown passing)	54	75
Average gain per offensive play	5.0	5.9
NET YARDS RUSHING	121	188
Total Rushing Plays	24	42
Average gain per rushing play	5.0	4.5
NET YARDS PASSING	150	253
Times thrown – yards lost attempting to pass	6-44	1-4
Gross yards passing	194	257
PASS ATTEMPTS-COMPLETIONS-HAD INTERCEPTED	24-13-0	32-13-2
Average gain per pass play (inc. # thrown passing)	5.0	7.7

	PATRIOTS	BRONCOS
PUNTS Number and Average	9-50	6-46
Had Blocked	0	0
FGs – PATs Had Blocked	0-0	0-0
TOTAL RETURN YARDAGE (Not Including Kickoffs)	15	35
No. and Yards Punt Returns	2-13	4-35
No. and Yards Kickoff Returns	2-31	4-84
No. and Yards Interception Returns	2-2	0-0
PENALTIES Number and Yards	5-45	3-20
FUMBLES Number and Lost	1-0	0-0
TOUCHDOWNS	2	2
Rushing	0	1
Passing	2	1
Returns	0	0
EXTRA POINTS Made-Attempts	2-2	2-2
FIELD GOALS Made-Attempts	1-1	2-2
SAFETIES	1	0
FINAL SCORE	17	22
TIME OF POSSESSION	24:31	35:29

BRONCOS DEFENSIVE STATISTICS

(based on unofficial press box statistics)

PLAYER	UT	A	TT	S-YDS	I-YDS	PD	FF	FR
J. Ryan	9	1	10	1-8	0-0	0	0	0
S. Foley	3	2	5	0-0	0-0	0	0	0
R. Hunley	3	2	5	0-0	0-0	1	0	0
F. Gilbert	4	0	4	1-8	0-0	0	0	0
M. Harden	4	0	4	0-0	0-0	0	0	0
R. Jones	3	1	4	2-19	0-0	0	0	0
K. Mecklenburg	3	1	4	1-5	0-0	0	0	0
T. Jackson	2	2	4	0-0	0-0	0	0	0
R. Robbins	3	0	3	0-0	0-0	0	0	0
T. Lilly	2	0	2	0-0	0-0	0	0	0
A. Townsend	2	0	2	0-0	0-0	0	0	0
S. Wilson	2	0	2	0-0	0-0	3	0	0
G. Kragen	1	1	2	0-0	0-0	0	0	0
K. Woodard	0	2	2	0-0	0-0	0	0	0
R. Dennison	1	0	1	0-0	0-0	0	0	0
L. Wright	1	0	1	0-0	0-0	0	0	0
Team	1	0	1	1-4	0-0	0	0	0
M. Haynes	0	1	1	0-0	0-0	0	0	0
D. Comeaux	0	1	1	0-0	0-0	0	0	0
S. Fletcher	0	1	1	0-0	0-0	0	0	0
D. Smith	0	0	0	0-0	0-0	0	0	0
TEAM TOTALS	**47**	**15**	**62**	**6-44**	**0-0**	**4**	**0**	**0**

Pittsburgh 24, Denver 17

Sunday, Dec. 30, 1984 • 2 p.m. MST • Mile High Stadium • Denver

WEATHER: Mostly Sunny, 52º, Wind N 7 mph • **ATTENDANCE:** 74,981 • **TIME:** 3:11

1984 AFC Divisional Playoff Game

The Denver Broncos, after posting the most regular-season wins in franchise history with a 13-3 record, lost an AFC Divisional Playoff Game to the Pittsburgh Steelers 24-17 in front of 74,981 fans at Mile High Stadium.

Denver had two possessions in the final two minutes of the game with a chance to tie but failed to score as Pittsburgh advanced to the AFC Championship Game.

The Broncos' opportunistic defense recovered two Steelers fumbles in the first quarter. Denver was unable to capitalize on the first takeaway with Rich Karlis missing a 39-yard field goal attempt. Pittsburgh then lost a fumble on its next play, setting up a 9-yard touchdown pass from John Elway to running back Jim Wright that gave the Broncos a 7-0 lead.

Pittsburgh scored on a 28-yard field goal on the first play of the second quarter, and just before halftime, the Steelers took a 10-7 lead on Frank Pollard's 1-yard touchdown run.

Denver tied the game early in the third quarter on a 21-yard Karlis field goal. The Broncos regained their lead midway through the quarter on their next possession, scoring on a 20-yard pass from Elway to wide receiver Steve Watson.

The Steelers answered with a scoring drive of their own, tying the game at 17 on a 10-yard Mark Malone-to-Louis Lipps pass 11:41 into the third quarter.

A turnover by the Broncos late in the game set up the Steelers' game-winning touchdown. Pittsburgh's Eric Williams intercepted an Elway pass and returned it to the Denver 2-yard line with only 2:45 left in the game, and two plays later, Pollard scored on a rush to give the Steelers a 24-17 advantage. Denver couldn't move the ball on its final two possessions as time expired.

Elway finished the game with 184 yards on 19-of-37 passing with two touchdowns and two interceptions. Watson led all players with 177 yards on 11 catches with one touchdown and a long reception of 52 yards.

Pittsburgh's defense limited the Broncos to just 51 yards on 22 carries (2.3 avg.) and held Denver to just 4-of-13 (30.8%) success on third downs.

The Steelers' offense racked up 381 yards of total offense, and Malone completed 17-of-28 passes for 224 yards with one touchdown. Pollard led all players with 99 yards on 16 carries (6.2 avg.) and scored a pair of touchdowns while Walter Abercrombie added 75 yards on 17 carries as part of a Pittsburgh ground game that totaled 169 yards.

OFFICIALS:

Referee — Fred Wyant (11); **Umpire** — Art Demmas (78); **Line Judge** — Vern Marshall (94); **Side Judge** — Royal Cathcart (16); **Head Linesman** — Dale Williams (8); **Back Judge** — Dick Hantak (105); **Field Judge** — Bob Lewis (18).

DENVER BRONCOS

OFFENSE			DEFENSE		
WR	85	D. Summers	LE	79	B. Chavous
LT	70	D. Studdard	NT	68	R. Carter
LG	54	K. Bishop	RE	75	R. Jones
C	64	B. Bryan	LOLB	50	J. Ryan
RG	60	P. Howard	LILB	55	R. Dennison
RT	76	K. Lanier	RILB	58	S. Busick
TE	88	C. Kay	ROLB	57	T. Jackson
WR	81	S. Watson	LCB	20	L. Wright
RB	23	S. Winder	SS	49	D. Smith
QB	7	J. Elway	FS	43	S. Foley
HB	87	J. Wright	RCB	31	M. Harden

BRONCOS SUBSTITUTIONS: P 1 C. Norman, K 3 R. Karlis, S 22 T. Lilly, RB 24 R. Parros, DB 28 R. Jackson, RB 33 G. Lang, RB 39 J. Myles, CB 45 S. Wilson, RB 47 G. Willhite, DB 48 R. Robbins, LB 52 K. Woodard, LB 59 D. Comeaux, DL 61 A. Townsend, G 62 M. Freeman, DE 65 W. Bowyer, NT 66 S. Garnett, T 72 M. Graves, OL 74 W. Hood, DE 77 K. Mecklenburg, WR 80 R. Alexander, WR 84 C. Sampson, LB 98 R. Hunley. **DID NOT PLAY:** QB 8 G. Kubiak, 26 C. Brewer, 67 G. Hyde, 69 B. Manor.

PITTSBURGH STEELERS

OFFENSE			DEFENSE		
WR	82	J. Stallworth	LE	95	J. Goodman
LT	63	P. Rostosky	NT	67	G. Dunn
LG	73	C. Wolfley	RE	64	E. Nelson
C	52	M. Webster	LOLB	57	M. Merriweather
RG	74	T. Long	LILB	50	D. Little
RT	62	T. Ilkin	RILB	56	R. Cole
TE	81	D. Nelson	ROLB	53	B. Hinkle
WR	83	L. Lipps	LCB	49	D. Woodruff
QB	16	M. Malone	RCB	41	S. Washington
RB	34	W. Abercrombie	SS	31	D. Shell
FB	30	F. Pollard	FS	21	E. Williams

STEELERS SUBSTITUTIONS: K 1 G. Anderson, P 5 C. Colquitt, CB 22 R. Woods, TE 23 L. Brown, RB 24 R. Erenberg, RB 26 S. Gillespie, S 28 E. Williams, CB 29 R. Johnson, CB 33 H. Clayton, RB 38 E. Veals, RB 40 A. Corley, LB 54 C. Bigham, LB 59 T. Seabaugh, C. 60 R. Rasmussen, T 72 R. Snell, DE 78 M. Catano, WR 80 W. Capers, WR 85 C. Sweeney, WR 87 W. Thompson, LB 90 B. Kohrs, DE K. 92 Gary, DE K. 93 Willis, TE 89 B. Cunningham. **DID NOT PLAY:** QB 10 S. Campbell, QB 19 D. Woodley, G 61 B. Wingle, T 77 S. August.

		1	2	3	4	OT	TOTAL
VISITOR	Pittsburgh Steelers	0	10	7	7	—	24
HOME	Denver Broncos	7	0	10	0	—	17

FIELD GOALS (made ( ) & missed)
G. Anderson (28) 40WR 26WL 39WR
R. Karlis 39WR 57S (21)

Team	Qtr	Clock Time	PLAY DESCRIPTION (Extra Point) (Drive Info)	SCORE Visitor	SCORE Home
BRONCOS	1	8:30	J. Wright 9 yd. pass from J. Elway (R. Karlis, kick) (5-22, 2:25)	0	7
STEELERS	2	0:04	G. Anderson 28 yd. Field Goal (12-62, 6:16)	3	7
STEELERS	2	13:46	F. Pollard 1 yd. run (G. Anderson, kick) (8-78, 1:56)	10	7
BRONCOS	3	2:50	R. Karlis 21 yd. Field Goal (4-0, 1:47)	10	10
BRONCOS	3	7:45	S. Watson 20 yd. pass from J. Elway (R. Karlis, kick) (6-46, 3:01)	10	17
STEELERS	3	11:41	L. Lipps 10 yd. pass from M. Malone (G. Anderson, kick) (7-66, 3:46)	17	17
STEELERS	4	13:01	F. Pollard 2 yd. run (G. Anderson, kick) (3-2, 1:36)	24	17

FINAL INDIVIDUAL STATISTICS

Pittsburgh Steelers

RUSHING	ATT	YDS	AVG	LG	TD
F. Pollard	16	99	6.2	23	2
W. Abercrombie	17	75	4.4	18	0
E. Veals	1	1	1.0	1	0
L. Lipps	1	0	0	0	0
M. Malone	5	-6	-1.2	0	0
TOTAL	40	169	4.2	23	2

PASSING	ATT	CMP	YDS	TKD/YD	TD	LG	IN	Rtg.
M. Malone	28	17	224	2/12	1	25	0	97.9
TOTAL	28	17	224	2/12	1	25	0	97.9

PASS RECEIVING	NO	YDS	AVG	LG	TD
L. Lipps	5	86	17.2	25	1
F. Pollard	4	48	12.0	17	0
J. Stallworth	3	38	12.7	14	0
W. Abercrombie	3	18	9.0	6	0
B. Cunningham	1	19	19.0	19	0
R. Thompson	1	15	15.0	15	0
TOTAL	17	224	13.2	25	1

INTERCEPTIONS	NO	YDS	AVG	LG	TD
E. Williams	1	28	28.0	28	0
G. Dunn	1	6	6.0	6	0
TOTAL	2	34	17.0	28	0

PUNTING	NO	YDS	AVG	NET	TB	IN20	LG
C. Colquitt	2	85	42.5	34.0	0	0	46
(BLOCKED)	1	0	0.0	0.0	0	0	0
TOTAL	3	85	28.3	25.3	0	0	46

PUNT RETURNS	NO	YDS	AVG	FC	LG	TD
L. Lipps	3	9	3.0	0	7	0
RETURNS	3	9	3.0	0	7	0

KICKOFF RETURNS	NO	YDS	AVG	FC	LG	TD
L. Lipps	3	73	24.3	0	34	0
R. Erenberg	1	29	29.0	0	29	0
RETURNS	4	102	25.5	0	34	0

Pittsburgh Steelers FUMBLES	Own Fum	Own Lost	Own Rec.	Own Yds	Own TD	Opp. FF	Opp. Rec.	Opp. Yds	Opp. TD	Out Bnds
M. Malone	2	2	0	0	0	0	0	0	0	0
L. Lipps	1	0	1	0	0	0	0	0	0	0
TOTAL	3	2	1	0	0	0	0	0	0	0

Denver Broncos

RUSHING	ATT	YDS	AVG	LG	TD
S. Winder	15	37	2.5	9	0
J. Elway	4	16	4.0	13	0
G. Willhite	1	1	1.0	1	0
R. Parros	1	0	0.0	0	0
S. Watson	1	-3	-3.0	-3	0
TOTAL	22	51	2.3	13	0

PASSING	ATT	CMP	YDS	TKD/YD	TD	LG	IN	Rtg.
J. Elway	37	19	184	4/37	2	21	2	61.1
G. Willhite	1	1	52	0/0	0	52	0	118.8
TOTAL	38	20	236	4/37	2	52	2	67.4

PASS RECEIVING	NO	YDS	AVG	LG	TD
S. Watson	11	177	16.1	52	1
S. Winder	4	22	5.5	8	0
J. Wright	2	16	8.0	9	1
G. Willhite	2	12	6.0	8	0
R. Alexander	1	9	9.0	9	0
TOTAL	20	236	11.8	52	2

INTERCEPTIONS	NO	YDS	AVG	LG	TD
TOTAL	0	0	0.0	—	0

PUNTING	NO	YDS	AVG	NET	TB	IN20	LG
C. Norman	4	169	42.3	40.0	0	1	51
TOTAL	4	169	42.3	40.0	0	1	51

PUNT RETURNS	NO	YDS	AVG	FC	LG	TD
G. Willhite	2	17	8.5	0	17	0
RETURNS	2	17	8.5	0	17	0

KICKOFF RETURNS	NO	YDS	AVG	FC	LG	TD
G. Willhite	2	56	28.0	0	31	0
RETURNS	2	56	28.0	0	31	0

Denver Broncos FUMBLES	Own Fum	Own Lost	Own Rec.	Own Yds	Own TD	Opp. FF	Opp. Rec.	Opp. Yds	Opp. TD	Out Bnds
J. Elway	1	0	1	0	0	0	0	0	0	0
A. Townsend	0	0	0	0	0	0	1	0	0	0
T. Jackson	0	0	0	0	0	0	1	0	0	0
G. Willhite	1	0	1	0	0	0	0	0	0	0
TOTAL	2	0	2	0	0	0	2	0	0	0

FINAL TEAM STATISTICS

	STEELERS	BRONCOS
TOTAL FIRST DOWNS	25	15
By Rushing	12	4
By Passing	13	11
By Penalty	0	0
THIRD DOWN EFFICIENCY	5-13-39%	4-13-31%
FOURTH DOWN EFFICIENCY	0-0-0%	0-1-0%
TOTAL NET YARDS	381	250
Total Offensive Plays (inc. times thrown passing)	70	64
Average gain per offensive play	5.4	3.9
NET YARDS RUSHING	169	51
Total Rushing Plays	40	22
Average gain per rushing play	4.2	2.3
NET YARDS PASSING	212	199
Times thrown – yards lost attempting to pass	2-12	4-37
Gross yards passing	224	236
PASS ATTEMPTS-COMPLETIONS-HAD INTERCEPTED	28-17-0	38-20-2
Average gain per pass play (inc. # thrown passing)	7.1	4.7

	STEELERS	BRONCOS
PUNTS Number and Average	3-28	4-42
Had Blocked	1	0
FGs – PATs Had Blocked	0-0	0-0
TOTAL RETURN YARDAGE (Not Including Kickoffs)	145	73
No. and Yards Punt Returns	3-9	2-17
No. and Yards Kickoff Returns	4-102	2-56
No. and Yards Interception Returns	2-34	0-0
PENALTIES Number and Yards	4-30	1-5
FUMBLES Number and Lost	3-2	2-0
TOUCHDOWNS	3	2
Rushing	2	0
Passing	1	2
Returns	0	0
EXTRA POINTS Made-Attempts	3-3	2-2
FIELD GOALS Made-Attempts	1-4	1-3
SAFETIES	0	0
FINAL SCORE	24	17
TIME OF POSSESSION	32:52	27:08

BRONCOS DEFENSIVE STATISTICS

(based on unofficial press box statistics)

PLAYER	UT	A	TT	S-YDS	I-YDS	PD	FF	FR
D. Smith	9	2	11	0-0	0-0	0	0	0
S. Busick	8	0	8	0-0	0-0	0	0	0
L. Wright	8	0	8	0-0	0-0	2	0	0
S. Foley	6	2	8	0-0	0-0	1	0	0
R. Dennison	4	3	7	0-0	0-0	0	0	0
J. Ryan	4	3	7	1-0	0-0	0	0	0
R. Jones	5	0	5	1-12	0-0	0	0	0
M. Harden	4	0	4	0-0	0-0	1	0	0
T. Jackson	2	2	4	0-0	0-0	1	0	1
B. Chavous	2	0	2	0-0	0-0	0	0	0
R. Hunley	2	0	2	0-0	0-0	0	0	0
W. Bowyer	1	1	2	0-0	0-0	0	0	0
D. Comeaux	1	1	2	0-0	0-0	0	0	0
K. Mecklenburg	1	1	2	0-0	0-0	0	0	0
R. Robbins	1	1	2	0-0	0-0	2	0	0
S. Wilson	1	1	2	0-0	0-0	0	0	0
T. Lilly	1	0	1	0-0	0-0	0	0	0
R. Carter	1	0	1	0-0	0-0	0	0	0
A. Townsend	0	0	0	0-0	0-0	0	0	1
TEAM TOTALS	61	17	78	2-12	0-0	7	0	2

Seattle 31, Denver 7

Saturday, Dec. 24, 1983 • 1 p.m. PST • Kingdome • Seattle

WEATHER: Indoors • **ATTENDANCE:** 60,752 • **TIME:** 2:53

1983 AFC Wild Card Playoff Game

The Seattle Seahawks broke open a close contest against the Denver Broncos with two second-half Dave Krieg touchdown passes that propelled them to a 31-7 win in an AFC Wild Card Playoff Game in front of 60,752 fans at the Kingdome.

It didn't take the Seahawks long to get on the scoreboard as they traveled 62 yards on eight plays during their first offensive possession for a touchdown. Krieg connected with Steve Largent on a 17-yard scoring pass for a 7-0 lead with less than five minutes gone in the first quarter.

Later that period, the Broncos came back to tie the game after they mounted a 9-play, 76-yard touchdown drive. The score came on a 13-yard pass from Steve DeBerg to Jesse Myles.

Denver looked poised to take the lead, but Seattle cornerback Kerry Justin intercepted a DeBerg pass on the Broncos' next drive to end the threat. Seattle drove to Denver's 20-yard line, where Norm Johnson converted a 37-yard field goal.

On its next possession, Denver drove to the Seattle 4-yard line, but a fumble by running back Gerald Willhite was recovered by safety Paul Moyer. The Seahawks were able to run out the clock in the first half and hold on to their 10-7 lead.

The second half belonged to the Seahawks. Krieg passed for two more touchdowns and fullback David Hughes ran for another, making the score 31-7.

In the third quarter, Seattle travelled 73 yards on five plays and scored on Krieg's second touchdown pass of the game that went to tight end Pete Metzelaars.

Krieg threw his third touchdown pass of the afternoon early in the fourth quarter to give Seattle a 24-7 lead. He found wide receiver Paul Johns for an 18-yard touchdown strike, which capped a 9-play, 61-yard drive.

The Seahawks' final points came late in the fourth quarter when Hughes scored on a 2-yard run.

Despite totaling 360 yards of offense, Denver could not keep up with Seattle. Three turnovers—interceptions by DeBerg and John Elway along with a fumble by Willhite—proved to be the difference. DeBerg ended the game with 131 yards on 14-of-19 passing, and Elway added 123 yards on 10-of-15 passing in his first career postseason game.

For the Seahawks, Krieg completed 12-of-13 passes for 200 yards with three touchdowns and no interceptions. He finished with a perfect 158.3 passer rating.

OFFICIALS:

Referee — Red Cashion (43); **Umpire** — John Keck (67); **Line Judge** — Dick McKenzie (41); **Side Judge** — Gil Mace (90); **Head Linesman** — Sid Semon (109); **Back Judge** — Don Wedge (28); **Field Judge** — Bob Wortman (84).

DENVER BRONCOS

OFFENSE			DEFENSE		
WR	84	C. Sampson	LE	79	B. Chavous
LT	70	D. Studdard	NT	68	R. Carter
LG	54	K. Bishop	RE	75	R. Jones
C	64	B. Bryan	LOLB	50	J. Ryan
RG	60	P. Howard	RT	72	D. Latimer
RT	76	K. Lanier	RILB	53	R. Gradishar
TE	85	R. Egloff	ROLB	57	T. Jackson
WR	81	S. Watson	LCB	20	L. Wright
QB	17	S. DeBerg	RCB	31	M. Harden
RB	23	S. Winder	SS	49	D. Smith
FB	34	N. Poole	FS	43	S. Foley

BRONCOS SUBSTITUTIONS: K 3 R. Karlis, QB 7 J. Elway, P 11 L. Prestridge, CB 21 M. Dupree, DB 28 R. Jackson, S 29 W. Myers, DB 37 S. Trimble, RB 39 J. Myles, CB 45 S. Wilson, HB 46 D. Preston, RB 47 G. Willhite, LB 52 K. Woodard, LB 55 R. Dennison, LB 58 S. Busick, LB 59 D. Comeaux, G 62 T. Glasic, G 63 M. Cooper, DE 65 W. Bowyer, DE 66 B. Manor, T 67 K. Uecker, T 74 J. Baker, LB 77 K. Mecklenburg, DE 78 R. Stachowski, WR 82 Z. Thomas, TE 83 J. Sawyer, TE 88 R. Odoms. **DID NOT PLAY:** QB 8 G. Kubiak.

SEATTLE SEAHAWKS

OFFENSE			DEFENSE		
TE	88	P. Metzelaars	LE	79	J. Green
LT	64	R. Essink	NT	72	J. Nash
LG	65	E. Bailey	RE	77	J. Bryant
C	59	B. Bush	LOLB	58	B. Scholtz
RG	61	R. Pratt	LILB	52	J. Norman
RT	76	S. August	RILB	53	K. Butler
TE	87	C. Young	ROLB	56	G. Gaines
WR	80	S. Largent	LCB	26	K. Justin
QB	17	D. Krieg	RCB	22	D. Brown
RB	28	C. Warner	SS	45	K. Easley
FB	32	C. Bryant	FS	44	J. Harris

SEAHAWKS SUBSTITUTIONS: P 8 J. West, K 9 N. Johnson, QB 10 J. Zorn, S 21 P. Moyer, CB 27 G. Johnson, WR 29 H. Jackson, RB 31 Z. Dixon, FB 33 D. Doornink, S 35 D. Dufek, RB 37 E. Lane, CB 42 K. Simpson, FB 46 D. Hughes, LB 51 S. Merriman, LB 57 S. Robinson, LB 63 M. Hicks, G 66 B. Dugan, DE 70 D. Irvin, DT 74 M. Tuiasosopo, WR 83 C. Castor, DE 84 S. Clancy, WR 85 P. Johns, TE 86 M. Tice, WR 89 B. Walker. **DID NOT PLAY:** WR 55 M. Jackson, C 62 K. Kauahi, G 67 R. McKenzie, T 69 M. Hernandez.

		1	2	3	4	OT	TOTAL
VISITOR	Denver Broncos	7	0	0	0	—	7
HOME	Seattle Seahawks	7	3	7	14	—	31

FIELD GOALS (made ( ) & missed)

N. Johnson (37)

Team	Qtr	Clock Time	PLAY DESCRIPTION (Extra Point) (Drive Info)	SCORE Visitor	SCORE Home
SEAHAWKS	1	4:42	S. Largent 17 yd. pass from D. Krieg (N. Johnson, kick) (8-62, 4:33)	0	7
BRONCOS	1	11:22	J. Myles 13 yd. pass from S. DeBerg (R. Karlis, kick) (9-76, 4:08)	7	7
SEAHAWKS	2	5:35	N. Johnson 37 yd. Field Goal (9-32, 4:33)	7	10
SEAHAWKS	3	7:02	P. Metzelaars 5 yd. pass from D. Krieg (N. Johnson, kick) (5-73, 3:19)	7	17
SEAHAWKS	4	0:04	P. Johns 18 yd. pass from D. Krieg (N. Johnson, kick) (9-61, 4:17)	7	24
SEAHAWKS	4	5:26	D. Hughes 2 yd. run (N. Johnson, kick) (9-64, 4:43)	7	31

FINAL INDIVIDUAL STATISTICS

Denver Broncos

RUSHING	ATT	YDS	AVG	LG	TD
S. Winder	16	59	3.7	35	0
N. Poole	7	25	3.6	7	0
J. Elway	3	16	5.3	11	0
G. Willhite	5	16	3.2	6	0
C. Sampson	1	8	8.0	8	0
S. Watson	1	1	1.0	1	0
TOTAL	**33**	**125**	**3.8**	**35**	**0**

PASSING	ATT	CMP	YDS	TKD/YD	TD	LG	IN	Rtg.
S. DeBerg	19	14	131	2/19	1	22	1	87.8
J. Elway	15	10	123	0/0	0	31	1	64.0
TOTAL	**34**	**24**	**254**	**2/19**	**1**	**31**	**2**	**77.3**

PASS RECEIVING	NO	YDS	AVG	LG	TD
J. Myles	7	73	10.4	18	1
S. Watson	4	51	12.8	22	0
N. Poole	4	17	4.3	8	0
C. Sampson	3	52	17.3	31	0
S. Winder	2	13	6.5	11	0
Z. Thomas	1	19	19.0	19	0
R. Egloff	1	16	16.0	16	0
S. Wilson	1	12	12.0	12	0
G. Willhite	1	1	1.0	1	0
TOTAL	**24**	**254**	**10.6**	**31**	**1**

INTERCEPTIONS	NO	YDS	AVG	LG	TD
TOTAL	**0**	**0**	**0.0**	**—**	**0**

PUNTING	NO	YDS	AVG	NET	TB	IN20	LG
L. Prestridge	4	191	47.8	33.3	0	0	49
TOTAL	**4**	**191**	**47.8**	**33.3**	**0**	**0**	**49**

PUNT RETURNS	NO	YDS	AVG	FC	LG	TD
Z. Thomas	3	10	3.3	0	6	0
RETURNS	**3**	**10**	**3.3**	**0**	**6**	**0**

KICKOFF RETURNS	NO	YDS	AVG	FC	LG	TD
Z. Thomas	4	81	20.3	0	22	0
S. Wilson	2	37	18.5	0	20	0
RETURNS	**6**	**118**	**19.7**	**0**	**22**	**0**

Denver Broncos FUMBLES	Fum	Lost	Own Rec.	Yds	TD	Opp. FF	Opp. Rec.	Yds	TD	Out Bnds
G. Willhite	1	1	0	0	0	0	0	0	0	0
TOTAL	**1**	**1**	**0**	**0**	**0**	**0**	**0**	**0**	**0**	**0**

Seattle Seahawks

RUSHING	ATT	YDS	AVG	LG	TD
C. Warner	23	99	4.3	15	0
D. Hughes	3	16	5.3	9	1
C. Bryant	5	15	3.0	4	0
D. Krieg	3	9	3.0	6	0
Z. Dixon	3	4	1.3	5	0
J. Zorn	1	2	2.0	2	0
TOTAL	**38**	**145**	**3.8**	**15**	**1**

PASSING	ATT	CMP	YDS	TKD/YD	TD	LG	IN	Rtg.
D. Krieg	13	12	200	2/21	3	41	0	158.3
TOTAL	**13**	**12**	**200**	**2/21**	**3**	**41**	**0**	**158.3**

PASS RECEIVING	NO	YDS	AVG	LG	TD
S. Largent	4	76	19.0	34	1
C. Warner	3	22	7.3	9	0
P. Johns	2	59	29.5	41	1
C. Young	2	38	19.0	28	0
P. Metzelaars	1	5	5.0	5	1
TOTAL	**12**	**200**	**16.7**	**41**	**3**

INTERCEPTIONS	NO	YDS	AVG	LG	TD
K. Justin	1	45	45.0	45	0
G. Johnson	1	0	0.0	0	0
TOTAL	**2**	**45**	**22.5**	**45**	**0**

PUNTING	NO	YDS	AVG	NET	TB	IN20	LG
J. West	3	125	41.7	38.3	0	0	47
TOTAL	**3**	**125**	**41.7**	**38.3**	**0**	**0**	**47**

PUNT RETURNS	NO	YDS	AVG	FC	LG	TD
P. Johns	4	58	14.5	0	19	0
RETURNS	**4**	**58**	**14.5**	**0**	**19**	**0**

KICKOFF RETURNS	NO	YDS	AVG	FC	LG	TD
Z. Dixon	2	43	21.5	0	31	0
RETURNS	**2**	**43**	**21.5**	**0**	**31**	**0**

Seattle Seahawks FUMBLES	Fum	Lost	Own Rec.	Yds	TD	Opp. FF	Opp. Rec.	Yds	TD	Out Bnds
C. Warner	1	0	0	0	0	0	0	0	0	0
P. Metzelaars	0	0	1	0	0	0	0	0	0	0
P. Moyer	0	0	0	0	0	0	1	0	0	0
TOTAL	**1**	**0**	**1**	**0**	**0**	**0**	**1**	**0**	**0**	**0**

FINAL TEAM STATISTICS

	BRONCOS	SEAHAWKS
TOTAL FIRST DOWNS	21	17
By Rushing	5	8
By Passing	14	9
By Penalty	2	0
THIRD DOWN EFFICIENCY	9-17-53%	5-10-50%
FOURTH DOWN EFFICIENCY	1-2-50%	1-1-100%
TOTAL NET YARDS	360	324
Total Offensive Plays (inc. times thrown passing)	69	53
Average gain per offensive play	5.2	6.1
NET YARDS RUSHING	125	145
Total Rushing Plays	33	38
Average gain per rushing play	3.8	3.8
NET YARDS PASSING	235	179
Times thrown – yards lost attempting to pass	2-19	2-21
Gross yards passing	254	200
PASS ATTEMPTS-COMPLETIONS-HAD INTERCEPTED	34-24-2	13-12-0
Average gain per pass play (inc. # thrown passing)	6.5	11.9

	BRONCOS	SEAHAWKS
PUNTS Number and Average	4-48	3-42
Had Blocked	0	0
FGs – PATs Had Blocked	0-0	0-0
TOTAL RETURN YARDAGE (Not Including Kickoffs)	9-128	8-146
No. and Yards Punt Returns	3-10	4-58
No. and Yards Kickoff Returns	6-118	2-43
No. and Yards Interception Returns	0-0	2-45
PENALTIES Number and Yards	5-35	3-34
FUMBLES Number and Lost	1-1	1-0
TOUCHDOWNS	1	4
Rushing	0	1
Passing	1	3
Returns	0	0
EXTRA POINTS Made-Attempts	1-1	4-4
FIELD GOALS Made-Attempts	0-0	1-1
SAFETIES	0	0
FINAL SCORE	7	31
TIME OF POSSESSION	30:57	29:03

BRONCOS DEFENSIVE STATISTICS

(based on unofficial press box statistics)

PLAYER	UT	A	TT	S-YDS	I-YDS	PD	FF	FR
J. Ryan	6	1	7	0-0	0-0	0	0	0
S. Busick	5	1	6	0-0	0-0	0	0	0
T. Jackson	5	1	6	0-0	0-0	0	0	0
R. Gradishar	4	2	6	0-0	0-0	0	0	0
M. Harden	4	2	6	0-0	0-0	0	0	0
B. Chavous	2	4	6	0-0	0-0	0	0	0
R. Carter	4	1	5	0-0	0-0	0	0	0
D. Latimer	4	1	5	0-0	0-0	0	0	0
S. Foley	2	3	5	0-0	0-0	0	0	0
R. Jones	2	3	5	0-0	0-0	0	0	0
D. Smith	4	0	4	0-0	0-0	0	0	0
L. Wright	2	0	2	0-0	0-0	0	0	0
K. Woodard	2	0	2	1-11	0-0	0	0	0
B. Manor	1	0	1	1-10	0-0	0	0	0
W. Myers	1	0	1	0-0	0-0	0	0	0
TEAM TOTALS	**48**	**19**	**67**	**2-21**	**0-0**	**0**	**0**	**0**

Houston 13, Denver 7

Sunday, Dec. 23, 1979 • 3 p.m. CST • Astrodome • Houston

WEATHER: Indoors • **ATTENDANCE:** 48,776 • **TIME:** 2:59

1979 AFC Wild Card Playoff Game

Toni Fritsch kicked two field goals that provided the margin of victory as the Houston Oilers played strong second-half defense to defeat the Denver Broncos 13-7 in an AFC Wild Card Playoff Game at the Astrodome in front of 48,776 fans.

Fritsch opened the scoring with a 31-yard first-quarter field goal, which capped an 11-play, 64-yard drive.

Denver came back to take a 7-3 lead later in the opening period on a 7-yard pass from Craig Morton to running back Dave Preston. The scoring drive covered 80 yards on 11 plays.

Houston went ahead to stay on a 3-yard run by Earl Campbell at 14:14 of the second quarter. The scoring drive totaled 74 yards on nine plays, but Campbell was injured on the touchdown run and did not return to action in the second half. Houston took the 10-7 lead into halftime.

After a scoreless third quarter, Denver linebacker Bob Swenson intercepted a Gifford Nielsen pass at the Oilers' 26-yard line midway through the fourth period. However, two sacks of Morton led to a 50-yard field goal attempt by Fred Steinfort that hit the upright.

On the ensuing possession, the Oilers drove for a second field goal by Fritsch, this one from 20 yards that provided the final victory margin for Houston.

Denver drove to the Houston 27-yard line at the 2-minute mark, but the Oilers' defense again rose to the occasion to stifle the threat and secure the win.

Oilers quarterback Dan Pastorini and wide receiver Ken Burrough left the contest due to injuries early in the second half, putting a severe crimp in the Houston attack. But the Broncos were able to move the ball for only 216 yards, and the tenacious Houston defense sacked Morton six times for 40 yards on the afternoon.

Morton finished the game with 144 yards on 14-of-27 passing with one touchdown and one interception. On the ground, Houston's defense held the Broncos to just 51 yards by Otis Armstrong and 29 by Larry Canada. Denver also was limited to 4-of-13 (30.8%) success on third down and was forced to punt six times in the contest.

For Houston, Pastorini threw for 149 yards on 8-of-18 passing with one interception. Campbell rushed for 50 yards on 16 carries and Carpenter added 59 yards on 16 carries.

OFFICIALS:

Referee — Gene Barth (14); **Umpire** — Bob Boylston (101); **Line Judge** — Bill Reynolds (53); **Side Judge** — Royal Cathcart (16); **Head Linesman** — Gil Mace (90); **Back Judge** — Jim Kearney (107); **Field Judge** — Bob Lewis (18).

DENVER BRONCOS

OFFENSE			DEFENSE		
WR	80	R. Upchurch	LE	79	B. Chavous
LT	70	D. Studdard	NT	68	R. Carter
LG	62	T. Glassic	RE	66	B. Manor
C	64	B. Bryan	LOLB	51	B. Swenson
RG	60	P. Howard	LILB	59	J. Rizzo
RT	71	C. Minor	RILB	53	R. Gradishar
TE	88	R. Odoms	ROLB	57	T. Jackson
WR	25	H. Moses	LCB	20	L. Wright
QB	7	C. Morton	RCB	43	S. Foley
RB	24	O. Armstrong	SS	36	B. Thompson
RB	32	J. Keyworth	WS	29	B. Jackson

BRONCOS SUBSTITUTIONS: P 11 L. Prestridge, QB 14 N. Weese, K 15 J. Turner, K 19 F. Steinfort, CB 23 C. Pane, RB 30 J. Jensen, RB 35 L. Canada, SS 40 C. West, RB 46. D. Preston, LB 50 J. Ryan, C 55 K. Brown, LB 56 L. Evans, LB 58 R. Nairne, DE 63 J. Grant, G 65 G. Hyde, DT 72 D. Latimer, T 73 K. Clark, WR 81 S. Watson, WR 84 V. Kinney, TE 85 R. Egloff, TE 88 R. Odoms. **DID NOT PLAY:** QB 12 C. Penrose, S 47 G. Atkinson, DE 78 B. Radford.

HOUSTON OILERS

OFFENSE			DEFENSE		
WR	00	K. Burrough	DE	69	A. Dorris
LT	74	L. Gray	MG	78	C. Culp
LG	58	D. Carter	DE	65	E. Bethea
C	55	C. Mauck	LB	59	T. Washington
RG	60	E. Fisher	LB	54	G. Bingham
RT	70	C. Hayman	LB	53	A. Stringer
TE	86	M. Barber	LB	52	R. Brazile
WR	88	R. Caster	CB	33	J.C. Wilson
QB	7	D. Pastorini	CB	27	G. Stemrick
RB	45	T. Wilson	SS	32	V. Perry
RB	34	E. Campbell	WS	37	M. Reinfeldt

OILERS SUBSTITUTIONS: QB 12 G. Werkens, QB 14 G. Nielsen, K 16 T. Fritsch, P 18 C. Parsley, DB 20 B. Currier, DB 21 C. Jefferson, RB 26 R. Carpenter, DB 36 C. Hartwig, RB 42 B. Clark, RB 47 R. Coleman, LB 50 D. Hunt, LB 51 T. Thompson, LB 63 S. Baumgartner, DT 67 M. Stenerud, G 68 T. Randall, MG 71 K. Kennard, DE 75 J. Baker, T 76 M. Towns, WR 81 J. Groth, WR 82 M. Renfro, WR 85 R. Ellander, TE 87 C. Rucker. **DID NOT PLAY:** G 64 G. Reihner.

		1	2	3	4	OT	TOTAL
VISITOR	Denver Broncos	7	0	0	0	—	7
HOME	Houston Oilers	3	7	0	3	—	13

FIELD GOALS (made ( ) & missed)
F. Steinfort 50HU
T. Fritsch (31) (20)

Team	Qtr	Clock Time	PLAY DESCRIPTION (Extra Point) (Drive Info)	SCORE Visitor	SCORE Home
OILERS	1	4:58	T. Fritsch 31 yd. Field Goal (11-64, 4:59)	0	3
BRONCOS	1	11:33	D. Preston 7 yd. pass from C. Morton (J. Turner, kick) (11-80, 6:35)	7	3
OILERS	2	14:14	E. Campbell 3 yd. run (T. Fritsch, kick) (9-74, 1:47)	7	10
OILERS	4	10:42	T. Fritsch 20 yd. Field Goal (6-17, 3:35)	7	13

FINAL INDIVIDUAL STATISTICS

Denver Broncos

RUSHING	ATT	YDS	AVG	LG	TD
O. Armstrong	12	51	4.3	15	0
L. Canada	4	29	7.2	13	0
D. Preston	9	24	2.7	7	0
J. Jensen	4	5	1.2	3	0
R. Upchurch	1	3	3.0	3	0
C. Morton	2	0	0.0	0	0
TOTAL	**32**	**112**	**3.5**	**15**	**0**

PASSING	ATT	CMP	YDS	TKD/YD	TD	LG	IN	Rtg.
C. Morton	27	14	144	6/40	1	25	1	64.4
TOTAL	**27**	**14**	**144**	**6/40**	**1**	**25**	**1**	**64.4**

PASS RECEIVING	NO	YDS	AVG	LG	TD
D. Preston	4	40	10.0	12	1
H. Moses	3	47	15.7	25	0
O. Armstrong	2	22	11.0	13	0
R. Odoms	2	3	1.5	3	0
R. Egloff	1	17	17.0	17	0
J. Jensen	1	11	11.0	11	0
L. Canada	1	4	4.0	4	0
TOTAL	**14**	**144**	**10.3**	**25**	**1**

INTERCEPTIONS	NO	YDS	AVG	LG	TD
B. Thompson	1	12	12.0	12	0
B. Swenson	1	0	0.0	0	0
TOTAL	**2**	**12**	**6.0**	**12**	**0**

PUNTING	NO	YDS	AVG	NET	TB	IN20	LG
L. Prestridge	6	266	44.4	37.3	0	3	52
TOTAL	**6**	**266**	**44.4**	**37.3**	**0**	**3**	**52**

PUNT RETURNS	NO	YDS	AVG	FC	LG	TD
R. Upchurch	2	25	12.5	0	17	0
RETURNS	**2**	**25**	**12.5**	**0**	**17**	**0**

KICKOFF RETURNS	NO	YDS	AVG	FC	LG	TD
D. Preston	3	56	18.7	0	22	0
R. Upchurch	1	27	27.0	0	27	0
RETURNS	**4**	**83**	**20.8**	**0**	**27**	**0**

Denver Broncos FUMBLES	Fum	Lost	Own Rec.	Yds	TD	FF	Opp. Rec.	Yds	TD	Out Bnds
C. Morton	1	0	1	0	0	0	0	0	0	0
TOTAL	**1**	**0**	**1**	**0**	**0**	**0**	**0**	**0**	**0**	**0**

Houston Oilers

RUSHING	ATT	YDS	AVG	LG	TD
R. Carpenter	16	59	3.7	9	0
E. Campbell	16	50	3.1	9	1
T. Wilson	8	21	2.6	5	0
R. Coleman	2	5	2.5	4	0
TOTAL	**42**	**135**	**3.2**	**9**	**1**

PASSING	ATT	CMP	YDS	TKD/YD	TD	LG	IN	Rtg.
D. Pastorini	18	8	149	1/11	0	41	1	50.0
G. Nielsen	4	2	9	0/0	0	6	1	16.7
TOTAL	**22**	**10**	**158**	**1/11**	**0**	**41**	**2**	**32.0**

PASS RECEIVING	NO	YDS	AVG	LG	TD
T. Wilson	4	53	13.3	20	0
R. Carpenter	3	26	8.7	13	0
R. Coleman	1	41	41.0	41	0
M. Barber	1	31	31.0	31	0
E. Campbell	1	7	7.0	7	0
TOTAL	**10**	**158**	**15.8**	**41**	**0**

INTERCEPTIONS	NO	YDS	AVG	LG	TD
G. Bingham	1	15	15.0	15	0
TOTAL	**1**	**15**	**15.0**	**15**	**0**

PUNTING	NO	YDS	AVG	NET	TB	IN20	LG
C. Parsley	5	216	43.2	38.2	0	3	49
TOTAL	**5**	**216**	**43.2**	**38.2**	**0**	**3**	**49**

PUNT RETURNS	NO	YDS	AVG	FC	LG	TD
R. Ellender	5	42	8.4	1	17	0
RETURNS	**5**	**42**	**8.4**	**1**	**17**	**0**

KICKOFF RETURNS	NO	YDS	AVG	FC	LG	TD
C. Hartwig	1	26	26.0	0	26	0
RETURNS	**1**	**26**	**26.0**	**0**	**26**	**0**

Houston Oilers FUMBLES	Fum	Lost	Own Rec.	Yds	TD	FF	Opp. Rec.	Yds	TD	Out Bnds
TOTAL	**0**	**0**	**0**	**0**	**0**	**0**	**0**	**0**	**0**	**0**

FINAL TEAM STATISTICS

	BRONCOS	OILERS
TOTAL FIRST DOWNS	17	15
By Rushing	7	8
By Passing	9	6
By Penalty	1	1
THIRD DOWN EFFICIENCY	4-13-31%	7-17-40%
FOURTH DOWN EFFICIENCY	0-1-0%	0-1-0%
TOTAL NET YARDS	216	282
Total Offensive Plays (inc. times thrown passing)	65	65
Average gain per offensive play	3.3	4.3
NET YARDS RUSHING	112	135
Total Rushing Plays	32	42
Average gain per rushing play	3.5	3.2
NET YARDS PASSING	104	147
Times thrown – yards lost attempting to pass	6-40	1-11
Gross yards passing	144	158
PASS ATTEMPTS-COMPLETIONS-HAD INTERCEPTED	27-14-1	22-10-2
Average gain per pass play (inc. # thrown passing)	3.1	6.4

	BRONCOS	OILERS
PUNTS Number and Average	5-45	5-43
Had Blocked	0	0
FGs – PATs Had Blocked	0-0	0-0
TOTAL RETURN YARDAGE (Not Including Kickoffs)	37	57
No. and Yards Punt Returns	2-25	5-42
No. and Yards Kickoff Returns	4-83	1-26
No. and Yards Interception Returns	2-12	1-15
PENALTIES Number and Yards	7-70	2-19
FUMBLES Number and Lost	1-0	0-0
TOUCHDOWNS	1	1
Rushing	0	1
Passing	1	0
Returns	0	0
EXTRA POINTS Made-Attempts	1-1	1-1
FIELD GOALS Made-Attempts	0-1	2-2
SAFETIES	0	0
FINAL SCORE	7	13
TIME OF POSSESSION	27:38	32:22

BRONCOS DEFENSIVE STATISTICS

(based on unofficial press box statistics)

PLAYER	UT	A	TT	S-YDS	I-YDS	PD	FF	FR
R. Gradishar	12	1	13	0-0	0-0	2	0	0
R. Carter	6	4	10	0-0	0-0	0	0	0
T. Jackson	4	2	6	0-0	0-0	0	0	0
B. Jackson	4	1	5	0-0	0-0	0	0	0
B. Chavous	4	0	4	1-11	0-0	0	0	0
B. Swenson	4	0	4	0-0	1-0	1	0	0
D. Latimer	3	0	3	0-0	0-0	0	0	0
L. Wright	3	0	3	0-0	0-0	2	0	0
S. Foley	2	0	2	0-0	0-0	2	0	0

PLAYER	UT	A	TT	S-YDS	I-YDS	PD	FF	FR
B. Manor	2	0	2	0-0	0-0	0	0	0
J. Rizzo	2	0	2	0-0	0-0	0	0	0
J. Ryan	2	0	2	0-0	0-0	0	0	0
L. Canada	1	0	1	0-0	0-0	0	0	0
L. Evans	1	0	1	0-0	0-0	0	0	0
J. Grant	1	0	1	0-0	0-0	0	0	0
B. Thompson	1	0	1	0-0	1-12	0	0	0
C. West	1	0	1	0-0	0-0	0	0	0
TEAM TOTALS	**53**	**8**	**61**	**1-11**	**2-12**	**7**	**0**	**0**

Pittsburgh 33, Denver 10

Saturday, Dec. 30, 1978 • 2 p.m. MST • Three Rivers Stadium • Pittsburgh

WEATHER: Light Rain, 33º, Wind S 5 mph • **ATTENDANCE:** 48,921 • **TIME:** 3:02

1978 AFC Divisional Playoff Game

Two fourth-quarter touchdown passes by Pittsburgh quarterback Terry Bradshaw lifted the Steelers to a 33-10 victory against the Denver Broncos in an AFC Divisional Playoff Game in front of 48,921 fans at Three Rivers Stadium.

Bradshaw threw a 45-yard scoring pass to John Stallworth and a 38-yard touchdown to Lynn Swann in the final period, capping a brilliant performance by the Pittsburgh passer.

The Broncos took a 3-0 lead midway through the first quarter on a 37-yard Jim Turner field goal. The Steelers controlled the game following the score, however, posting 16 unanswered points to build a comfortable lead.

Pittsburgh running back Franco Harris scored his first touchdown of the game on a 1-yard plunge that capped an 8-play, 66-yard drive. After the missed extra point attempt, the Steelers held a 6-3 lead at the 12:27 mark of the first quarter.

The Steelers increased their lead on Harris' second touchdown of the game early in the second quarter. He scored on an 18-yard run that gave Pittsburgh a 13-3 advantage before Roy Gerela's 24-yarder upped its margin to 16-3 later in the quarter.

Denver moved to within six points, 16-10, on a 3-yard Dave Preston touchdown run with two minutes left in the first half. But with just seven seconds remaining in the second quarter, Gerela kicked another field goal, a 27-yarder, that sent the Broncos into the locker room trailing 19-10.

Denver threatened to pull closer in the third quarter, but Turner's 29-yard field goal attempt was blocked.

Early in the fourth quarter, Bradshaw found Stallworth for a 45-yard touchdown pass to cap a 4-play, 71-yard drive. A short time later, Swann hauled in a 38-yard touchdown pass from Bradshaw that put the Steelers ahead 33-10.

Pittsburgh recorded 425 yards of total offense with Bradshaw accounting for 272 through the air. He completed 16-of-29 (55.2%) passes to go along with the two touchdowns. Stallworth led all players with 156 yards on 10 receptions, and Swann finished with 52 yards on two catches.

The eventual World Champion Steelers limited the Broncos' offense to just 218 yards. Broncos quarterback Norris Weese finished the game with 118 yards on 8-of-16 passing and was sacked five times. He also was Denver's leading rusher, accounting for 43 yards on four carries.

OFFICIALS:

Referee — Gene Barth (14); **Umpire** — Gordon Wells (89); **Line Judge** — Bob Beeks (59); **Side Judge** — Royal Cathcart (16); **Head Linesman** — Ed Marion (26); **Back Judge** — John Fouch (45); **Field Judge** — Dick Dolack (31).

DENVER BRONCOS

OFFENSE			DEFENSE		
WR	82	J. Dolbin	LE	79	B. Chavous
LT	71	C. Minor	NT	68	R. Carter
LG	62	T. Glassic	RE	77	L. Alzado
C	64	B. Bryan	LOLB	51	B. Swenson
RG	60	P. Howard	LILB	59	J. Rizzo
RT	76	T. Neville	RILB	53	R. Gradishar
TE	88	R. Odoms	ROLB	57	T. Jackson
WR	25	H. Moses	LC	20	L. Wright
QB	7	C. Morton	RC	43	S. Foley
RB	41	R. Lytle	SS	36	B. Thompson
RB	32	J. Keyworth	WS	29	B. Jackson

BRONCOS SUBSTITUTIONS: P 10 B. Dilts, QB 14 N. Weese, K 15 J. Turner, DB 23 C. Pane, DB 27 M. Harvey, RB 33 L. Perrin, RB 35 L. Canada, DB 40 C. West, RB 46. D. Preston, C 50 B. Maples, LB 55 G. Turk, LB 56 L. Evans, LB 58 R. Nairne, DE 63 J. Grant, G 65 G. Hyde, WR 80 R. Upchurch, WR 84 V. Kinney, TE 87 B. Moore. **DID NOT PLAY:** QB 12 C. Penrose, RB 24 O. Armstrong, DE 66 B. Manor, G 67 S. Schindler.

PITTSBURGH STEELERS

OFFENSE			DEFENSE		
WR	82	J. Stallworth	LE	68	L. Greenwood
LT	55	J. Kolb	LT	75	J. Greene
LG	57	S. Davis	RT	64	S. Furness
C	52	M. Webster	RE	76	J. Banaszak
RG	74	R. Pinney	LLB	59	J. Ham
RT	79	L. Brown	MLB	58	J. Lambert
TE	84	R. Grossman	RLB	56	R. Cole
WR	88	L. Swann	LCB	29	R. Johnson
QB	12	T. Bradshaw	RCB	47	M. Blount
RB	20	R. Bleier	SS	31	D. Shell
RB	32	F. Harris	FS	23	M. Wagner

STEELERS SUBSTITUTIONS: P 5 C. Colquitt, K 10 R. Gerela, QB 15 M. Kruczek, DB 21 T. Dungy, DB 25 R. Oldham, DB 30 L. Anderson, RB 35 J. Deloplaine, RB 38 S. Thornton, RB 39 R. Moser, LB 51 L. Toews, LB 53 D. Winston, DE 65 T. Beasley, T 66 T. Petersen, DT 67 G. Dunn, DE 69 F. Anderson, G 72 G. Mullins, G 77 S. Courson, DE 78 D. White, WR 83 T. Bell, WR 86 J. Smith, TE 87 J. Mandich. **DID NOT PLAY:** QB 18 C. Stoudt, TE 89 B. Cunningham.

		1	2	3	4	OT	TOTAL
VISITOR	Denver Broncos	3	7	0	0	—	10
HOME	Pittsburgh Steelers	6	13	0	14	—	33

FIELD GOALS (made ( ) & missed)

J. Turner (37) 29B
R. Gerela (24) (27)

Team	Qtr	Clock Time	PLAY DESCRIPTION (Extra Point) (Drive Info)	SCORE Visitor	SCORE Home
BRONCOS	1	9:10	J. Turner 37 yd. Field Goal (5-6, 3:41)	3	0
STEELERS	1	12:27	F. Harris 1 yd. run (kick failed) (8-66, 3:17)	3	6
STEELERS	2	1:36	F. Harris 18 yd. run (R. Gerela, kick) (4-43, 2:05)	3	13
STEELERS	2	8:54	R. Gerela 24 yd. Field Goal (8-38, 3:20)	3	16
BRONCOS	2	13:04	D. Preston 3 yd. run (J. Turner, kick) (4-49, 2:00)	10	16
STEELERS	2	14:53	R. Gerela 27 yd. Field Goal (7-45, 1:49)	10	19
STEELERS	4	3:29	J. Stallworth 45 yd. pass from T. Bradshaw (R. Gerela, kick) (4-71, 2:14)	10	26
STEELERS	4	4:03	L. Swann 38 yd. pass from T. Bradshaw (R. Gerela, kick) (2-29, 0:21)	10	33

FINAL INDIVIDUAL STATISTICS

Denver Broncos

RUSHING	ATT	YDS	AVG	LG	TD
N. Weese	4	43	10.7	12	0
D. Preston	4	14	3.5	10	1
J. Keyworth	6	12	2.0	5	0
R. Lytle	5	6	1.2	4	0
L. Perrin	6	6	1.0	8	0
O. Armstrong	1	3	3.0	3	0
L. Canada	1	3	3.0	3	0
TOTAL	**27**	**87**	**3.2**	**12**	**1**

PASSING	ATT	CMP	YDS	TKD/YD	TD	LG	IN	Rtg.
N. Weese	16	8	118	5/30	0	28	0	74.5
C. Morton	5	3	34	1/7	0	19	0	80.4
B. Dilts	1	1	16	0/0	0	16	0	118.8
TOTAL	**22**	**12**	**168**	**6/37**	**0**	**28**	**0**	**79.4**

PASS RECEIVING	NO	YDS	AVG	LG	TD
J. Dolbin	4	77	19.3	28	0
H. Moses	2	33	16.5	19	0
D. Preston	2	19	9.5	16	0
L. Perrin	2	16	8.0	11	0
R. Odoms	1	24	24.0	24	0
R. Lytle	1	-1	-1.0	-1	0
TOTAL	**12**	**168**	**14.0**	**28**	**0**

INTERCEPTIONS	NO	YDS	AVG	LG	TD
B. Swenson	1	4	4.0	4	0
B. Thompson	0	6	6.0	6	0
TOTAL	**1**	**10**	**10.0**	**6**	**0**

PUNTING	NO	YDS	AVG	NET	TB	IN20	LG
B. Dilts	6	204	34.0	29.3	0	1	43
TOTAL	**6**	**204**	**34.0**	**29.3**	**0**	**1**	**43**

PUNT RETURNS	NO	YDS	AVG	FC	LG	TD
R. Upchurch	2	30	15.0	0	22	0
RETURNS	**2**	**30**	**15.0**	**0**	**22**	**0**

KICKOFF RETURNS	NO	YDS	AVG	FC	LG	TD
R. Upchurch	3	47	15.7	0	24	0
L. Perrin	1	18	18.0	0	18	0
J. Keyworth	1	5	5.0	0	5	0
C. Pane	1	0	0.0	0	0	0
RETURNS	**6**	**70**	**11.7**	**0**	**24**	**0**

Denver Broncos FUMBLES	Fum	Lost	Own Rec.	Yds	TD	FF	Opp. Rec.	Yds	TD	Out Bnds
L. Canada	1	1	0	0	0	0	0	0	0	0
T. Jackson	0	0	0	0	0	0	1	0	0	0
R. Upchurch	1	1	0	0	0	0	0	0	0	0
TOTAL	**2**	**2**	**0**	**0**	**0**	**0**	**1**	**0**	**0**	**0**

Pittsburgh Steelers

RUSHING	ATT	YDS	AVG	LG	TD
F. Harris	24	105	4.4	**18**	2
R. Bleier	8	26	3.2	8	0
R. Moser	2	6	3.0	3	0
T. Bradshaw	2	4	2.0	4	0
S. Thornton	2	4	2.0	3	0
J. Deloplaine	1	4	4.0	4	0
J. Smith	1	4	4.0	4	0
TOTAL	**40**	**153**	**3.8**	**18**	**2**

PASSING	ATT	CMP	YDS	TKD/YD	TD	LG	IN	Rtg.
T. Bradshaw	29	16	272	0/0	2	**45**	1	95.8
TOTAL	**29**	**16**	**272**	**0/0**	**2**	**45**	**1**	**95.8**

PASS RECEIVING	NO	YDS	AVG	LG	TD
J. Stallworth	10	156	15.6	**45**	1
R. Grossman	4	64	16.0	22	0
L. Swann	2	52	26.0	**38**	1
TOTAL	**16**	**272**	**17.0**	**45**	**2**

INTERCEPTIONS	NO	YDS	AVG	LG	TD
TOTAL	**0**	**0**	**0.0**	**—**	**0**

PUNTING	NO	YDS	AVG	NET	TB	IN20	LG
C. Colquitt	2	72	36.0	21.0	0	1	38
TOTAL	**2**	**72**	**36.0**	**21.0**	**0**	**1**	**38**

PUNT RETURNS	NO	YDS	AVG	FC	LG	TD
T. Bell	3	7	2.3	1	4	0
J. Deloplaine	1	21	21.0	0	21	0
J. Smith	0	0	0.0	1	0	0
RETURNS	**4**	**28**	**7.0**	**2**	**21**	**0**

KICKOFF RETURNS	NO	YDS	AVG	FC	LG	TD
L. Anderson	2	57	28.5	0	30	0
S. Thornton	1	8	8.0	0	8	0
RETURNS	**3**	**65**	**21.7**	**0**	**30**	**0**

Pittsburgh Steelers FUMBLES	Fum	Lost	Own Rec.	Yds	TD	FF	Opp. Rec.	Yds	TD	Out Bnds
D. Shell	0	0	0	0	0	0	1	0	0	0
T. Bell	1	0	0	0	0	0	0	0	0	0
T. Dungy	0	0	1	0	0	0	0	0	0	0
T. Bradshaw	2	1	1	-12	0	0	0	0	0	0
R. Bleier	1	0	0	0	0	0	0	0	0	0
R. Grossman	0	0	1	0	0	0	0	0	0	0
D. Winston	0	0	0	0	0	0	1	0	0	0
TOTAL	**4**	**1**	**3**	**-12**	**0**	**0**	**2**	**0**	**0**	**0**

FINAL TEAM STATISTICS

	BRONCOS	STEELERS
TOTAL FIRST DOWNS	15	24
By Rushing	5	9
By Passing	8	11
By Penalty	2	4
THIRD DOWN EFFICIENCY	3-14-21%	6-14-43%
FOURTH DOWN EFFICIENCY	1-2-50%	3-4-75%
TOTAL NET YARDS	218	425
Total Offensive Plays (inc. times thrown passing)	55	69
Average gain per offensive play	3.9	6.1
NET YARDS RUSHING	87	153
Total Rushing Plays	27	40
Average gain per rushing play	3.2	3.8
NET YARDS PASSING	131	272
Times thrown – yards lost attempting to pass	6-37	0-0
Gross yards passing	168	272
PASS ATTEMPTS-COMPLETIONS-HAD INTERCEPTED	22-12-0	29-16-1
Average gain per pass play (inc. # thrown passing)	4.8	9.4

	BRONCOS	STEELERS
PUNTS Number and Average	6-34	2-36
Had Blocked	0	0
FGs – PATs Had Blocked	1-0	0-0
TOTAL RETURN YARDAGE (Not Including Kickoffs)	110	93
No. and Yards Punt Returns	2-30	4-28
No. and Yards Kickoff Returns	6-70	3-65
No. and Yards Interception Returns	1-10	0-0
PENALTIES Number and Yards	8-104	11-88
FUMBLES Number and Lost	2-2	4-1
TOUCHDOWNS	1	4
Rushing	1	2
Passing	0	2
EXTRA POINTS Made-Attempts	1-1	3-4
FIELD GOALS Made-Attempts	1-2	2-2
FINAL SCORE	10	33
TIME OF POSSESSION	29:39	30:21

BRONCOS DEFENSIVE STATISTICS

(based on unofficial press box statistics)

PLAYER	UT	A	TT	S-YDS	I-YDS	PD	FF	FR
R. Gradishar	8	5	13	0-0	0-0	0	0	0
S. Foley	7	2	9	0-0	0-0	1	0	0
B. Swenson	6	3	9	0-0	1-4	1	0	0
J. Rizzo	6	2	8	0-0	0-0	0	0	0
L. Wright	5	1	6	0-0	0-0	1	0	0
L. Alzado	4	2	6	0-0	0-0	0	0	0
T. Jackson	4	2	6	0-0	0-0	1	0	1
B. Chavous	3	2	5	0-0	0-0	0	0	0
L. Evans	3	1	4	0-0	0-0	0	0	0
J. Grant	3	1	4	0-0	0-0	0	0	0
B. Manor	3	1	4	0-0	0-0	0	0	0
B. Thompson	3	1	4	0-0	0-6	1	0	0
R. Carter	2	1	3	0-0	0-0	0	0	0
B. Jackson	2	1	3	0-0	0-0	1	1	0
G. Turk	2	0	2	0-0	0-0	0	0	0
C. West	1	0	1	0-0	0-0	0	0	0
D. Latimer	1	0	1	0-0	0-0	0	0	0
TEAM TOTALS	**63**	**25**	**88**	**0-0**	**1-10**	**6**	**1**	**1**

Dallas 27, Denver 10

Sunday, Jan. 15, 1978 • 5:17 p.m. CST • Louisiana Superdome • New Orleans

WEATHER: Indoors • **ATTENDANCE:** 76,400 • **TIME:** 3:32

Super Bowl XII

The Dallas Cowboys evened their Super Bowl record at 2-2 by defeating the Denver Broncos 27-10 in Super Bowl XII before a sellout crowd of 76,400 fans at the Louisiana Superdome and 90 million television viewers, the largest audience ever to watch a sporting event at the time.

Dallas converted two interceptions by safety Randy Hughes and cornerback Aaron Kyle into 10 points in the first quarter. Efren Herrera added a 43-yard field goal in the second quarter to give the Cowboys a 13-0 halftime advantage.

The Denver offense struggled through the first two quarters. Playing in their first-ever Super Bowl, the Broncos ended the opening half with five giveaways (3 fumbles, 2 interceptions) on their final five possessions.

The Broncos came back momentarily to start the third quarter when Craig Morton engineered a drive to the Cowboys' 30-yard line, where Jim Turner booted a 47-yard field goal to make the score 13-3. After an exchange of punts, Dallas wide receiver Butch Johnson made a spectacular diving catch in the end zone to complete a 45-yard pass from Roger Staubach and put the Cowboys ahead 20-3 at 8:01 of the third quarter.

On the ensuing kickoff, the momentum swung back to the Broncos when Rick Upchurch returned the kick 67 yards to the Dallas 26. Norris Weese relieved Morton at quarterback on the second play of the series with Morton, who was intercepted only eight times during the regular season, having thrown a Super Bowl-record four interceptions in the contest. Weese provided a spark, guiding the Broncos to a touchdown (1-yard run by Rob Lytle) that cut the Dallas lead to 20-10 with 5:39 left in the third.

But Dallas clinched the victory when running back Robert Newhouse threw a 29-yard touchdown pass to Golden Richards on an option play at 7:56 of the fourth quarter.

The Cowboys' offense totaled 325 yards while their defense limited the Broncos to 156 yards for an average of 2.7 yards per play. Dallas also won the time-of-possession battle by posting a 38:34-to-21:26 advantage.

Staubach completed 17-of-25 (68.0%) passes for 183 yards with one touchdown for a 102.6 passer rating. Defensive end Harvey Martin and defensive tackle Randy White, who were named co-MVPs, led a Cowboys defense that posted eight takeaways (4 fumbles, 4 interceptions) for the game.

OFFICIALS:

Referee — Jim Tunney (32); **Umpire** — Joe Connell (57); **Line Judge** — Art Holst (33); **Head Linesman** — Tony Veteri (36); **Back Judge** — Ray Douglas (5); **Field Judge** — Bob Wortman (84).

DENVER BRONCOS

OFFENSE			DEFENSE		
WR	82	J. Dolbin	LE	79	B. Chavous
LT	74	A. Maurer	NT	68	R. Carter
LG	62	T. Glassic	RE	77	L. Alzado
C	52	M. Montler	LOLB	51	B. Swenson
RG	60	P. Howard	LILB	59	J. Rizzo
RT	71	C. Minor	RILB	53	R. Gradishar
TE	88	R. Odoms	ROLB	57	T. Jackson
WR	25	H. Moses	LCB	20	L. Wright
QB	7	C. Morton	RCB	43	S. Foley
RB	24	O. Armstrong	SS	36	B. Thompson
RB	32	J. Keyworth	FS	29	B. Jackson

BRONCOS SUBSTITUTIONS: P 10 B. Dilts, QB 14 N. Weese, K 15 J. Turner, DB 21 R. Poltl, RB 30 J. Jensen, RB 35 L. Perrin, DB 40 R. Rich, RB 41 R. Lytle, C 50 B. Maples, LB 55 G. Turk, LB 56 L. Evans, LB 58 R. Nairne, DE 63 J. Grant, G 65 G. Hyde, DE 66 B. Manor, DT 70 P. Smith, T 73 H. Allison, WR 80 R. Upchurch, TE 85 R. Egloff, WR 86 J. Schultz. **DID NOT PLAY:** QB 12 C. Penrose. **INACTIVE:** DB 26 L. Riley, G 67 S. Schindler.

DALLAS COWBOYS

OFFENSE			DEFENSE		
WR	86	B. Johnson	LE	72	E. Jones
LT	73	R. Neely	LT	75	J. Pugh
LG	68	H. Scott	RT	54	R. White
C	62	J. Fitzgerald	RE	79	H. Martin
RG	64	T. Rafferty	LLB	56	T. Henderson
RT	67	P. Donovan	MLB	53	B. Breunig
TE	89	B. DuPree	RLB	50	D.D. Lewis
WR	88	D. Pearson	LCB	31	B. Barnes
QB	12	R. Staubach	RCB	25	A. Kyle
RB	33	T. Dorsett	SS	41	C. Waters
RB	44	R. Newhouse	FS	43	C. Harris

COWBOYS SUBSTITUTIONS: K 1 E. Herrera, QB/P 11 D. White, DB 20 M. Renfro, RB 21 D. Dennison, RB 26 P. Pearson, RB 35 S. Laidlaw, RB 36 L. Brinson, S 42 R. Hughes, CB 46 M. Washington, LB 57 B. Huther, LB 58 M. Hegman, LB 59 G. Brown, OL 61 J. Cooper, DL 63 L. Cole, DE 65 D. Stalls, G 66 B. Lawless, T 70 R. Wright, T 71 A. Frederick, DL 77 B. Gregory, WR 80 T. Hill, WR 83 G. Richards. **INACTIVE:** QB 18 G. Careno, TE 87 J. Saldi.

		1	2	3	4	OT	TOTAL
VISITOR	Dallas Cowboys	10	3	7	7	—	27
HOME	Denver Broncos	0	0	10	0	—	10

FIELD GOALS (made ( ) & missed)

E. Herrera (35) (43) 43WL 32WR 44WL
J. Turner (47)

Team	Qtr	Clock Time	PLAY DESCRIPTION (Extra Point) (Drive Info)	SCORE Visitor	SCORE Home
COWBOYS	1	10:31	T. Dorsett 3 yd. run (E. Herrera, kick) (5-25, 2:40)	7	0
COWBOYS	1	13:29	E. Herrera 35 yd. Field Goal (6-17, 1:56)	10	0
COWBOYS	2	3:44	E. Herrera 43 yd. Field Goal (8-32, 3:31)	13	0
BRONCOS	3	2:28	J. Turner 47 yd. Field Goal (9-35, 2:28)	13	3
COWBOYS	3	8:01	B. Johnson 45 yd. pass from R. Staubach (E. Herrera, kick) (6-58, 2:29)	20	3
BRONCOS	3	9:21	R. Lytle 1 yd. run (J. Turner, kick) (5-26, 1:20)	20	10
COWBOYS	4	7:56	G. Richards 29 yd. pass from R. Newhouse (E. Herrera, kick) (1-29, 0:07)	27	10

FINAL INDIVIDUAL STATISTICS

Dallas Cowboys

RUSHING	ATT	YDS	AVG	LG	TD
T. Dorsett	15	66	4.4	19	1
R. Newhouse	14	55	3.9	10	0
D. White	1	13	13.0	13	0
P. Pearson	3	11	3.7	5	0
R. Staubach	3	6	2.0	5	0
S. Laidlaw	1	1	1.0	1	0
B. Johnson	1	-9	-9.0	-9	0
TOTAL	**38**	**143**	**3.8**	**19**	**1**

PASSING	ATT	CMP	YDS	TKD/YD	TD	LG	IN	Rtg.
R. Staubach	25	17	183	5/35	1	**45**	0	102.6
D. White	2	1	5	0/0	0	5	0	56.3
R. Newhouse	1	1	29	0/0	1	**29**	0	158.3
TOTAL	**28**	**19**	**217**	**5/35**	**2**	**45**	**0**	**114.7**

PASS RECEIVING	NO	YDS	AVG	LG	TD
P. Pearson	5	37	7.4	11	0
B. DuPree	4	66	16.5	19	0
R. Newhouse	3	-1	-0.3	5	0
B. Johnson	2	53	26.5	**45**	1
G. Richards	2	38	19.0	**29**	1
T. Dorsett	2	11	5.5	15	0
D. Pearson	1	13	13.0	13	0
TOTAL	**19**	**217**	**11.4**	**45**	**2**

INTERCEPTIONS	NO	YDS	AVG	LG	TD
M. Washington	1	27	27.0	27	0
A. Kyle	1	19	19.0	19	0
B. Barnes	1	0	0.0	0	0
R. Hughes	1	0	0.0	0	0
TOTAL	**4**	**46**	**11.5**	**27**	**0**

PUNTING	NO	YDS	AVG	NET	TB	IN20	LG
D. White	5	208	41.6	37.2	0	0	53
TOTAL	**5**	**208**	**41.6**	**37.2**	**0**	**0**	**53**

PUNT RETURNS	NO	YDS	AVG	FC	LG	TD
T. Hill	1	0	0.0	1	0	0
RETURNS	**1**	**0**	**0.0**	**1**	**0**	**0**

KICKOFF RETURNS	NO	YDS	AVG	FC	LG	TD
B. Johnson	2	29	14.5	0	15	0
L. Brinson	1	22	22.0	0	22	0
RETURNS	**3**	**51**	**17.0**	**0**	**22**	**0**

Dallas Cowboys FUMBLES	Fum	Own Lost	Own Rec.	Yds	TD	Opp. FF	Opp. Rec.	Yds	TD	Out Bnds
B. Johnson	2	0	2	0	0	0	0	0	0	0
T. Hill	1	0	1	0	0	0	0	0	0	0
T. Dorsett	1	1	0	0	0	0	0	0	0	0
B. DuPree	1	1	0	0	0	0	0	0	0	0
R. Staubach	1	0	0	0	0	0	0	0	0	0
J. Fitzgerald	0	0	1	0	0	0	0	0	0	0
B. Huther (1-0), R. Hughes (2-21) and A. Kyle (1-0) had opponent recoveries										
TOTAL	**6**	**2**	**4**	**0**	**0**	**0**	**4**	**4**	**0**	**0**

Denver Broncos

RUSHING	ATT	YDS	AVG	LG	TD
R. Lytle	10	35	3.5	16	1
O. Armstrong	7	27	3.9	18	0
N. Weese	3	26	8.7	10	0
J. Jensen	1	16	16.0	16	0
J. Keyworth	5	9	1.8	6	0
L. Perrin	3	8	2.7	4	0
TOTAL	**29**	**121**	**4.2**	**18**	**1**

PASSING	ATT	CMP	YDS	TKD/YD	TD	LG	IN	Rtg.
C. Morton	15	4	39	2/20	0	21	4	0.0
N. Weese	10	4	22	2/6	0	9	0	47.9
TOTAL	**25**	**8**	**61**	**4/26**	**0**	**21**	**4**	**1.7**

PASS RECEIVING	NO	YDS	AVG	LG	TD
J. Dolbin	2	24	12.0	15	0
R. Odoms	2	9	4.5	10	0
H. Moses	1	21	21.0	21	0
R. Upchurch	1	9	9.0	9	0
J. Jensen	1	5	5.0	5	0
L. Perrin	1	-7	-7.0	-7	0
TOTAL	**8**	**61**	**7.6**	**21**	**0**

INTERCEPTIONS	NO	YDS	AVG	LG	TD
TOTAL	**0**	**0**	**0.0**	**—**	**0**

PUNTING	NO	YDS	AVG	NET	TB	IN20	LG
B. Dilts	4	153	38.2	33.3	1	1	46
TOTAL	**4**	**153**	**38.2**	**33.3**	**1**	**1**	**46**

PUNT RETURNS	NO	YDS	AVG	FC	LG	TD
R. Upchurch	3	22	7.3	0	8	0
J. Schultz	1	0	0.0	0	0	0
RETURNS	**4**	**22**	**5.5**	**0**	**8**	**0**

KICKOFF RETURNS	NO	YDS	AVG	FC	LG	TD
R. Upchurch	3	94	31.3	0	67	0
J. Schultz	2	62	31.0	0	37	0
J. Jensen	1	17	17.0	0	17	0
RETURNS	**6**	**173**	**28.8**	**0**	**67**	**0**

Denver Broncos FUMBLES	Fum	Own Lost	Own Rec.	Yds	TD	Opp. FF	Opp. Rec.	Yds	TD	Out Bnds
J. Schultz	1	1	0	0	0	0	0	0	0	0
J. Dolbin	1	1	0	0	0	0	0	0	0	0
R. Odoms	1	1	0	0	0	0	0	0	0	0
N. Weese	1	1	0	0	0	0	0	0	0	0
T. Jackson	0	0	0	0	0	0	1	0	0	0
R. Carter	0	0	0	0	0	0	1	0	0	0
TOTAL	**4**	**4**	**0**	**0**	**0**	**0**	**2**	**0**	**0**	**0**

FINAL TEAM STATISTICS

	COWBOYS	BRONCOS
TOTAL FIRST DOWNS	17	11
By Rushing	8	8
By Passing	8	1
By Penalty	1	2
THIRD DOWN EFFICIENCY	6-171-35%	3-14-21%
FOURTH DOWN EFFICIENCY	1-1-100%	3-4-75%
TOTAL NET YARDS	325	156
Total Offensive Plays (inc. times thrown passing)	71	58
Average gain per offensive play	4.6	2.7
NET YARDS RUSHING	143	121
Total Rushing Plays	38	29
Average gain per rushing play	3.8	4.2
NET YARDS PASSING	182	35
Times thrown – yards lost attempting to pass	5-35	4-26
Gross yards passing	217	61
PASS ATTEMPTS-COMPLETIONS-HAD INTERCEPTED	28-19-0	25-8-4
Average gain per pass play (inc. # thrown passing)	6.6	2.1

	COWBOYS	BRONCOS
PUNTS Number and Average	5-42	4-38
Had Blocked	0	0
FGs – PATs Had Blocked	0-0	0-0
TOTAL RETURN YARDAGE (Not Including Kickoffs)	97	195
No. and Yards Punt Returns	1-0	4-22
No. and Yards Kickoff Returns	3-51	6-173
No. and Yards Interception Returns	4-46	0-0
PENALTIES Number and Yards	12-94	8-60
FUMBLES Number and Lost	6-2	4-4
TOUCHDOWNS	3	1
Rushing	1	1
Passing	2	0
Returns	0	0
EXTRA POINTS Made-Attempts	3-3	1-1
FIELD GOALS Made-Attempts	2-5	1-1
SAFETIES	0	0
FINAL SCORE	27	10
TIME OF POSSESSION	38:34	21:26

BRONCOS DEFENSIVE STATISTICS

(based on unofficial press box statistics)

PLAYER	UT	A	TT	S-YDS	I-YDS	PD	FF	FR
J. Rizzo	6	3	9	0-0	0-0	1	0	0
R. Carter	6	2	8	2-10	0-0	0	0	1
R. Gradishar	5	3	8	0-0	0-0	1	0	0
T. Jackson	7	0	7	1-9	0-0	1	0	1
L. Alzado	6	1	7	2-16	0-0	0	0	0
B. Jackson	5	2	7	0-0	0-0	1	0	0
B. Swenson	4	2	6	0-0	0-0	1	0	0
B. Thompson	3	2	5	0-0	0-0	2	0	0
L. Wright	3	2	5	0-0	0-0	2	0	0
P. Smith	2	1	3	0-0	0-0	0	0	0
B. Chavous	2	0	2	0-0	0-0	0	0	0
J. Grant	2	0	2	0-0	0-0	0	0	0
S. Foley	1	1	2	0-0	0-0	0	0	0
R. Poltl	1	1	2	0-0	0-0	0	0	0
R. Rich	1	1	2	0-0	0-0	0	0	0
B. Manor	1	0	1	0-0	0-0	0	0	0
R. Nairne	1	0	1	0-0	0-0	0	0	0
TEAM TOTALS	**56**	**21**	**77**	**5-35**	**0-0**	**9**	**0**	**2**

Denver 20, Oakland 17

Sunday, Jan. 1, 1978 • 12 p.m. MST • Mile High Stadium • Denver

WEATHER: Mostly Sunny, 18º, Wind NE 3 mph • **ATTENDANCE:** 74,982 • **TIME:** 2:55

1977 AFC Championship Game

Denver quarterback Craig Morton threw two touchdown passes to wide receiver Haven Moses that helped the Broncos defeat the defending Super Bowl champion Oakland Raiders 20-17 in the AFC Championship Game in front of 74,982 fans at Mile High Stadium.

Morton completed 10-of-20 (50.0%) passes for 224 yards with two touchdowns and one interception, guiding the Broncos to their first-ever Super Bowl berth. The win was the Broncos' second against the Raiders in three meetings with the club during the 1977 season.

The Raiders scored on their initial possession when Errol Mann kicked a 20-yard field goal to end an 18-play, 54-yard drive 10:34 into the first quarter. Morton connected with Moses for the Broncos' first touchdown two plays later on a 74-yard scoring pass, giving Denver a 7-3 advantage. Despite several Raiders comeback attempts, the Broncos did not surrender the lead for the remainder of the game.

Denver took advantage of two costly Oakland turnovers to increase its lead in the second half. Defensive end Brison Manor recovered running back Clarence Davis' fumble at the Oakland 17, and running back Jon Keyworth scored from the 1-yard line to increase the Broncos' lead to 14-3 at 6:23 of the third quarter.

Oakland quarterback Ken Stabler found tight end Dave Casper for the first of two scoring passes, a 7-yarder, to narrow the Denver lead to 14-10 with 39 seconds elapsed in the final period. On Oakland's next possession, linebacker Bob Swenson intercepted a Stabler pass to put the Broncos in position for another score. Morton then threw a 12-yard touchdown pass to Moses for the Broncos' final score at 7:17 of the period, giving the club a 20-10 advantage.

Oakland finished the scoring on its next series when Stabler threw a 17-yard touchdown pass to Casper with less than four minutes to play. Denver controlled the ball for the final 3:08 and gave Red Miller the AFC title in his first year as head coach.

Moses, a 10-year veteran, led all players with 168 yards on five catches (33.6 avg.) with two touchdowns. On the ground, Denver ran 37 times and used a balanced attack to gain 91 yards with Lonnie Perrin leading the way (11 carries, 42 yards).

The Denver defense, which was No. 1 in the NFL against the run during the regular season, held the Raiders to 94 rushing yards (2.6 avg.) and limited Oakland to just 204 passing yards while adding one interception and one sack.

OFFICIALS:

Referee — Chuck Heberling (46); **Umpire** — Ralph Morcroft (15); **Line Judge** — Bruce Alford (24); **Head Linesman** — Ed Marion (26); **Back Judge** — Stan Javie (29); **Field Judge** — Arman Terzian (23).

DENVER BRONCOS

OFFENSE			DEFENSE		
WR	82	J. Dolbin	DE	79	B. Chavous
LT	74	A. Maurer	NT	68	R. Carter
LG	62	T. Glassic	DE	77	L. Alzado
C	52	M. Montler	LB	53	R. Gradishar
RG	60	P. Howard	LB	51	B. Swenson
RT	71	C. Minor	LB	57	T. Jackson
TE	88	R. Odoms	LB	59	J. Rizzo
WR	25	H. Moses	LCB	20	L. Wright
QB	7	C. Morton	RCB	43	S. Foley
RB	41	R. Lytle	S	36	B. Thompson
RB	32	J. Keyworth	S	29	B. Jackson

BRONCOS SUBSTITUTIONS: P 10 B. Dilts, QB 14 N. Weese, K 15 J. Turner, DB 21 R. Poltl, RB 24 O. Armstrong, RB 30 J. Jensen, RB 35 L. Perrin, DB 40 R. Rich, RB 41 R. Lytle, C 50 B. Maples, LB 55 G. Turk, LB 56 L. Evans, LB 58 R. Nairne, DE 63 J. Grant, G 65 G. Hyde, DE 66 B. Manor, G 67 S. Schindler, DT 70 P. Smith, WR 80 R. Upchurch, TE 85 R. Egloff, WR 86 J. Schultz. **DID NOT PLAY:** QB 12 C. Penrose. **INACTIVE:** DB 26 L. Riley, T 73 H. Allison.

OAKLAND RAIDERS

OFFENSE			DEFENSE		
WR	21	C. Branch	LE	72	J. Matuszak
LT	78	A. Shell	ME	74	D. Rowe
LG	63	G. Upshaw	RE	60	O. Sistrunk
C	50	D. Dalby	LB	52	F. Rice
RG	64	G. Buehler	LB	58	M. Johnson
RT	70	H. Lawrence	LB	39	W. Hall
TE	87	D. Casper	LB	83	T. Hendricks
WR	25	F. Biletnikoff	CB	37	L. Hayes
QB	12	K. Stabler	CB	24	W. Brown
RB	28	C. Davis	S	26	S. Thomas
RB	30	M. van Eeghen	S	32	J. Tatum

RAIDERS SUBSTITUTIONS: P 1 R. Guy, QB 11 D. Humm, K 14 E. Mann, DB 20 N. Colzie, DB 22 J. Warren, RB 29 H. Ginn, RB 31 C. Garrett, RB 35 T. Robiskie, RB 40 P. Banaszak, DB 42 S. Jackson, TE 46 W. Bankston, WR 49 Siani, LB 52 F. Rice, LB 56 J. Barnes, LB 57 R. McClanahan, G 65 M. Marvin, C 66 S. Sylvester, DE 67 P. Toomay, DT 76 M. McCoy, WR 81 M. Bradshaw. **DID NOT PLAY:** QB 15 M. Rae, G 75 Vella. **INACTIVE:** LB 53 R. Martin, TE 88 T. Kwalick.

		1	2	3	4	OT	TOTAL
VISITOR	Oakland Raiders	3	0	0	14	—	17
HOME	Denver Broncos	7	0	7	6	—	20

FIELD GOALS (made ( ) & missed)

E. Mann (20) 19HU
J. Turner 40WL 21 WR 44WL

Team	Qtr	Clock Time	PLAY DESCRIPTION (Extra Point) (Drive Info)	SCORE Visitor	SCORE Home
RAIDERS	1	10:34	E. Mann 20 yd. Field Goal (18-54, 7:44)	3	0
BRONCOS	1	11:01	H. Moses 74 yd. pass from C. Morton (J. Turner, kick) (2-69, 0:27)	3	7
BRONCOS	3	6:23	J. Keyworth 1 yd. run (J. Turner, kick) (4-17, 1:48)	3	14
RAIDERS	4	0:39	D. Casper 7 yd. pass from K. Stabler (E. Mann, kick) (6-48, 2:25)	10	14
BRONCOS	4	7:17	H. Moses 12 yd. pass from C. Morton (pass failed) (3-17, 1:29)	10	20
RAIDERS	4	11:44	D. Casper 17 yd. pass from K. Stabler (E. Mann, kick) (8-74, 4:17)	17	20

FINAL INDIVIDUAL STATISTICS

Oakland Raiders

RUSHING	ATT	YDS	AVG	LG	TD
M. van Eeghen	20	71	3.6	13	0
P. Banaszak	7	22	3.1	9	0
C. Davis	9	1	0.1	6	0
TOTAL	**36**	**94**	**2.6**	**13**	**0**

PASSING	ATT	CMP	YDS	TKD/YD	TD	LG	IN	Rtg.
K. Stabler	35	17	215	1/11	2	26	1	75.3
TOTAL	**35**	**17**	**215**	**1/11**	**2**	**26**	**1**	**75.3**

PASS RECEIVING	NO	YDS	AVG	LG	TD
D. Casper	5	71	14.2	26	2
F. Biletnikoff	4	38	9.5	15	0
C. Branch	3	59	19.7	24	0
M. van Eeghen	2	8	4.0	5	0
M. Bradshaw	1	25	25.0	25	0
M. Siani	1	12	12.0	12	0
P. Banaszak	1	2	2.0	2	0
TOTAL	**17**	**215**	**12.6**	**26**	**2**

INTERCEPTIONS	NO	YDS	AVG	LG	TD
F. Rice	1	11	11.0	11	0
TOTAL	**1**	**11**	**11.0**	**11**	**0**

PUNTING	NO	YDS	AVG	NET	TB	IN20	LG
R. Guy	5	180	36.0	25.6	2	0	44
TOTAL	**5**	**180**	**36.0**	**25.6**	**2**	**0**	**44**

PUNT RETURNS	NO	YDS	AVG	FC	LG	TD
C. Garrett	2	5	2.5	0	5	0
RETURNS	**2**	**5**	**2.5**	**0**	**5**	**0**

KICKOFF RETURNS	NO	YDS	AVG	FC	LG	TD
C. Garrett	3	111	37.0	0	62	0
C. Davis	1	25	25.0	0	25	0
RETURNS	**4**	**136**	**34.0**	**0**	**62**	**0**

Oakland Raiders FUMBLES	Fum	Lost	Own Rec.	Yds	TD	FF	Opp. Rec.	Yds	TD	Out Bnds
C. Davis	1	1	0	0	0	0	0	0	0	0
C. Garrett	1	1	0	0	0	0	0	0	0	0
TOTAL	**2**	**2**	**0**	**0**	**0**	**0**	**0**	**0**	**0**	**0**

Denver Broncos

RUSHING	ATT	YDS	AVG	LG	TD
L. Perrin	11	42	3.8	10	0
R. Lytle	7	26	3.7	8	0
J. Keyworth	8	19	2.4	7	1
O. Armstrong	7	16	2.3	8	0
J. Jensen	1	2	2.0	2	0
C. Morton	2	-4	-2.0	-2	0
H. Moses	1	-10	-10.0	-10	0
TOTAL	**37**	**91**	**2.5**	**10**	**1**

PASSING	ATT	CMP	YDS	TKD/YD	TD	LG	IN	Rtg.
C. Morton	20	10	224	1/7	2	**74**	1	102.9
TOTAL	**20**	**10**	**224**	**1/7**	**2**	**74**	**1**	**102.9**

PASS RECEIVING	NO	YDS	AVG	LG	TD
H. Moses	5	168	33.6	**74**	2
L. Perrin	2	20	10.0	16	0
J. Jensen	1	20	20.0	20	0
R. Odoms	1	13	13.0	13	0
J. Keyworth	1	3	3.0	3	0
TOTAL	**10**	**224**	**22.4**	**74**	**2**

INTERCEPTIONS	NO	YDS	AVG	LG	TD
B. Swenson	1	14	14.0	14	0
TOTAL	**1**	**14**	**14.0**	**14**	**0**

PUNTING	NO	YDS	AVG	NET	TB	IN20	LG
B. Dilts	4	163	40.8	39.5	0	1	55
TOTAL	**4**	**163**	**40.8**	**39.5**	**0**	**1**	**55**

PUNT RETURNS	NO	YDS	AVG	FC	LG	TD
R. Upchurch	2	12	6.0	0	9	0
RETURNS	**2**	**12**	**6.0**	**0**	**9**	**0**

KICKOFF RETURNS	NO	YDS	AVG	FC	LG	TD
R. Upchurch	2	33	16.5	0	18	0
J. Schultz	1	20	20.0	0	20	0
R. Lytle	1	14	14.0	0	14	0
RETURNS	**4**	**67**	**16.8**	**0**	**20**	**0**

Denver Broncos FUMBLES	Fum	Lost	Own Rec.	Yds	TD	FF	Opp. Rec.	Yds	TD	Out Bnds
B. Manor	0	0	0	0	0	0	1	0	0	0
L. Evans	0	0	0	0	0	0	1	0	0	0
TOTAL	**0**	**0**	**0**	**0**	**0**	**0**	**2**	**0**	**0**	**0**

FINAL TEAM STATISTICS

	RAIDERS	BRONCOS
TOTAL FIRST DOWNS	20	16
By Rushing	6	6
By Passing	11	8
By Penalty	3	2
THIRD DOWN EFFICIENCY	7-16-44%	5-13-39%
FOURTH DOWN EFFICIENCY	1-1-100%	0-0-0%
TOTAL NET YARDS	298	308
Total Offensive Plays (inc. times thrown passing)	72	58
Average gain per offensive play	4.1	5.3
NET YARDS RUSHING	94	91
Total Rushing Plays	36	37
Average gain per rushing play	2.6	2.5
NET YARDS PASSING	204	217
Times thrown – yards lost attempting to pass	1-11	1-7
Gross yards passing	215	224
PASS ATTEMPTS-COMPLETIONS-HAD INTERCEPTED	35-17-1	20-10-1
Average gain per pass play (inc. # thrown passing)	5.7	10.3

	RAIDERS	BRONCOS
PUNTS Number and Average	5-36	4-41
Had Blocked	0	0
FGs – PATs Had Blocked	0-0	0-0
TOTAL RETURN YARDAGE (Not Including Kickoffs)	152	93
No. and Yards Punt Returns	2-5	2-12
No. and Yards Kickoff Returns	4-136	4-67
No. and Yards Interception Returns	1-11	1-14
PENALTIES Number and Yards	2-6	8-46
FUMBLES Number and Lost	2-2	0-0
TOUCHDOWNS	2	3
Rushing	0	1
Passing	2	2
Returns	0	0
EXTRA POINTS Made-Attempts	2-2	2-3
FIELD GOALS Made-Attempts	1-2	0-3
SAFETIES	0	0
FINAL SCORE	17	20
TIME OF POSSESSION	32:59	27:01

BRONCOS DEFENSIVE STATISTICS

(based on unofficial press box statistics)

PLAYER	UT	A	TT	S-YDS	I-YDS	PD	FF	FR
R. Gradishar	4	4	8	0-0	0-0	2	0	0
L. Alzado	5	2	7	0-0	0-0	0	0	0
B. Jackson	6	0	6	0-0	0-0	1	0	0
J. Rizzo	4	2	6	0-0	0-0	1	0	0
B. Swenson	4	2	6	0-0	1-14	0	0	0
R. Carter	3	3	6	1-11	0-0	0	0	0
J. Grant	5	0	5	0-0	0-0	0	0	0
B. Thompson	5	0	5	0-0	0-0	0	0	0
T. Jackson	4	1	5	0-0	0-0	0	0	0
L. Wright	3	0	3	0-0	0-0	0	0	0
B. Chavous	2	1	3	0-0	0-0	1	0	0
S. Foley	2	0	2	0-0	0-0	7	0	0
L. Evans	1	0	1	0-0	0-0	0	0	1
R. Nairne	0	1	1	0-0	0-0	0	0	0
B. Manor	0	0	0	0-0	0-0	1	0	1
TEAM TOTALS	**48**	**16**	**64**	**1-11**	**1-14**	**13**	**0**	**1**

Denver 34, Pittsburgh 21

Sunday, Dec. 24, 1977 • 2 p.m. MST • Mile High Stadium • Denver

WEATHER: Sunny, 43º, Wind E 9 mph • **ATTENDANCE:** 75,011 • **TIME:** 3:15

1977 AFC Divisional Playoff Game

After ties at 7, 14 and 21, Jim Turner kicked a 44-yard field goal in the fourth quarter that put Denver ahead to stay as the Broncos beat the Pittsburgh Steelers 34-21 in an AFC Divisional Playoff Game in front of 75,011 fans at Mile High Stadium.

Denver, in its first-ever playoff game, took a 7-0 lead when running back Rob Lytle broke through the Steelers' defense to score on a 7-yard run midway through the first quarter. The score came four plays after a Steelers punt was blocked by John Schultz and recovered at Pittsburgh's 17-yard line.

Pittsburgh pulled even in the second quarter when quarterback Terry Bradshaw scampered in for a 1-yard score. Later in the period, linebacker Tom Jackson recovered a fumble at Pittsburgh's 10-yard line that set up a 10-yard touchdown run by Otis Armstrong on the next play to give Denver a 14-7 lead. The teams entered halftime tied at 14 after Franco Harris scored on a 1-yard touchdown run late in the second quarter.

The Broncos regained the lead, 21-14, when Riley Odoms hauled in a 30-yard pass from Craig Morton for a third-quarter touchdown. Pittsburgh answered early in the fourth quarter with a 1-yard touchdown pass from Bradshaw to Larry Brown.

Midway through the final quarter, Denver went on top to stay on the strength of a 44-yard field goal by Turner. On their next drive, the Broncos opened up a 6-point lead when Turner hit a 25-yard field goal with just less than six minutes left in the game. Denver then put the contest out of reach when Morton tossed his second touchdown of the game on a strike to Jack Dolbin from 34 yards out. The score was set up after Jackson intercepted his second pass of the game, giving the Broncos the ball on Pittsburgh's 33-yard line.

Morton finished the game completing 11-of-23 passes for 164 yards with two touchdowns as the Broncos racked up 258 yards of offense against one of the NFL's top defenses. Odoms led all players with five receptions for 43 yards, and Moses chipped in 45 receiving yards on two catches.

Denver's "Orange Crush" defense kept the Steelers off balance all game, holding Bradshaw to just 177 passing yards on 19-of-37 attempts and intercepting him three times. Jackson posted three takeaways (2 interceptions, 1 fumble) while Broncos safety Billy Thompson registered a team-high 13 tackles, including 10 solo stops, to help the club earn the first postseason win in franchise history.

OFFICIALS:

Referee — Gene Barth (14); **Umpire** — Paul Trepinski (22); **Line Judge** — Royal Cathcart (16); **Head Linesman** — Frank Glover (85); **Back Judge** — Bob Rice (80); **Field Judge** — Ed Merrifield (76).

DENVER BRONCOS

OFFENSE			DEFENSE		
WR	25	H. Moses	LE	79	B. Chavous
LT	74	A. Maurer	NT	68	R. Carter
LG	62	T. Glassic	RE	77	L. Alzado
C	52	M. Montler	LB	51	B. Swenson
RG	60	P. Howard	LB	53	R. Gradishar
RT	71	C. Minor	LB	57	T. Jackson
TE	88	R. Odoms	LB	59	J. Rizzo
WR	82	J. Dolbin	LCB	20	L. Wright
QB	7	C. Morton	RCB	43	S. Foley
RB	41	R. Lytle	S	36	B. Thompson
RB	32	J. Keyworth	S	29	B. Jackson

BRONCOS SUBSTITUTIONS: P 10 B. Dilts, QB 14 N. Weese, K 15 J. Turner, DB 21 R. Poltl, RB 24 O. Armstrong, RB 30 J. Jensen, DB 40 R. Rich, RB 41 R. Lytle, C 50 B. Maples, LB 55 G. Turk, LB 56 L. Evans, LB 58 R. Nairne, DE 63 J. Grant, G 65 G. Hyde, DE 66 B. Manor, G 67 S. Schindler, DT 70 P. Smith, WR 80 R. Upchurch, TE 85 R. Egloff, WR 86 J. Schultz. **DID NOT PLAY:** QB 12 C. Penrose, RB 35 L. Perrin. **INACTIVE:** DB 26 L. Riley, T 73 H. Allison.

PITTSBURGH STEELERS

OFFENSE			DEFENSE		
WR	82	J. Stallworth	LE	64	S. Furness
LT	57	S. Davis	LT	75	J. Greene
LG	55	J. Kolb	RT	63	E. Holmes
C	52	M. Webster	RE	78	D. White
RG	50	J. Clack	LB	59	J. Ham
RT	74	R. Pinney	LB	58	J. Lambert
TE	79	L. Brown	LB	51	L. Toews
WR	88	L. Swann	CB	24	J.T. Thomas
QB	12	T. Bradshaw	CB	45	J. Allen
RB	20	R. Bleier	S	31	D. Shell
RB	32	F. Harris	S	27	G. Edwards

STEELERS SUBSTITUTIONS: K 10 R. Gerela, QB 16 N. Graff, P 17 R. Engles, DB 21 T. Dungy, RB 28 A. Maxson, DB 29 B. Sexton, RB 38 S. Thornton, RB 46 R. Harrison, LB 53 D. Winston, LB 54 D. LaCrosse, LB 56 R. Cole, LB 60 B. Cousino, T 66 T. Peterson, DE 68 L. Greenwood, G 72 G. Mullins, T 74 R. Pinney, TE 84 R. Grossman, WR 85 E. Pough, WR 86 J. Smith, TE 89 B. Cunningham. **DID NOT PLAY:** WR 43 F. Lewis, CB 47 M. Blount. **INACTIVE:** QB 18 C. Stoudt, RB 36 J. Deloplaine.

		1	2	3	4	OT	TOTAL
VISITOR	Pittsburgh Steelers	0	14	0	7	—	21
HOME	Denver Broncos	7	7	7	13	—	34

FIELD GOALS (made ( ) & missed)

J. Turner (44) (25)

Team	Qtr	Clock Time	PLAY DESCRIPTION (Extra Point) (Drive Info)	SCORE Visitor	SCORE Home
BRONCOS	1	8:47	R. Lytle 7 yd. run (J. Turner, kick) (4-17, 1:56)	0	7
STEELERS	2	5:59	T. Bradshaw 1 yd. run (R. Gerela, kick) (11-56, 5:10)	7	7
BRONCOS	2	10:45	O. Armstrong 10 yd. run (J. Turner, kick) (1-10, 0:04)	7	14
STEELERS	2	13:19	F. Harris 1 yd. run (R. Gerela, kick) (9-65, 2:35)	14	14
BRONCOS	3	13:36	R. Odoms 30 yd. pass from C. Morton (J. Turner, kick) (4-41, 1:01)	14	21
STEELERS	4	4:05	L. Brown 1 yd. pass from T. Bradshaw (R. Gerela, kick) (4-61, 1:42)	21	21
BRONCOS	4	7:43	J. Turner 44 yd. Field Goal (7-39, 3:29)	21	24
BRONCOS	4	9:50	J. Turner 25 yd. Field Goal (4-2, 1:36)	21	27
BRONCOS	4	13:16	J. Dolbin 34 yd. pass from C. Morton (J. Turner, kick) (2-33, 0:13)	21	34

FINAL INDIVIDUAL STATISTICS

Pittsburgh Steelers

RUSHING	ATT	YDS	AVG	LG	TD
F. Harris	28	92	3.3	20	1
T. Bradshaw	4	21	5.3	11	1
R. Bleier	7	14	2.0	5	0
TOTAL	39	127	3.3	20	2

PASSING	ATT	CMP	YDS	TKD/YD	TD	LG	IN	Rtg.
T. Bradshaw	37	19	177	0/0	1	48	3	40.0
TOTAL	37	19	177	0/0	1	48	3	40.0

PASS RECEIVING	NO	YDS	AVG	LG	TD
J. Stallworth	4	80	20.0	48	0
F. Harris	4	20	5.0	12	0
B. Cunningham	3	42	14.0	19	0
A. Maxson	3	11	3.7	10	0
R. Bleier	2	10	5.0	7	0
R. Grossman	1	7	7.0	7	0
L. Swann	1	6	6.0	6	0
L. Brown	1	1	1.0	1	1
TOTAL	19	177	9.3	48	1

INTERCEPTIONS	NO	YDS	AVG	LG	TD
TOTAL	0	0	0.0	—	0

PUNTING	NO	YDS	AVG	NET	TB	IN20	LG
R. Engles	5	204	40.8	38.4	0	0	55
TOTAL	5	204	40.8	38.4	0	0	55

PUNT RETURNS	NO	YDS	AVG	FC	LG	TD
J. Smith	4	31	7.8	1	17	0
RETURNS	4	31	7.8	1	17	0

KICKOFF RETURNS	NO	YDS	AVG	FC	LG	TD
J. Smith	4	80	20.0	0	34	0
A. Maxson	1	24	24.0	0	24	0
RETURNS	5	104	20.8	0	34	0

Pittsburgh Steelers FUMBLES	Fum	Lost	Own Rec.	Yds	TD	FF	Opp. Rec.	Yds	TD	Out Bnds
B. Cunningham	1	0	1	0	0	0	0	0	0	0
F. Harris	1	1	0	0	0	0	0	0	0	0
J. Greene	0	0	0	0	0	0	1	0	0	0
TOTAL	2	1	1	0	0	0	1	0	0	0

Denver Broncos

RUSHING	ATT	YDS	AVG	LG	TD
O. Armstrong	11	44	4.0	29	1
R. Lytle	12	26	2.2	7	1
J. Keyworth	5	20	4.4	6	0
J. Jensen	4	13	3.3	5	0
C. Morton	5	0	0.0	6	0
TOTAL	37	103	2.8	29	2

PASSING	ATT	CMP	YDS	TKD/YD	TD	LG	IN	Rtg.
C. Morton	23	11	164	1/9	2	34	0	100.6
TOTAL	23	11	164	1/9	2	34	0	100.6

PASS RECEIVING	NO	YDS	AVG	LG	TD
R. Odoms	5	43	8.6	30	1
H. Moses	2	45	22.5	27	0
J. Jensen	2	33	16.5	29	0
J. Dolbin	1	34	34.0	34	1
O. Armstrong	1	9	9.0	9	0
TOTAL	11	164	14.9	34	2

INTERCEPTIONS	NO	YDS	AVG	LG	TD
T. Jackson	2	49	24.5	32	0
B. Jackson	1	15	15.0	15	0
TOTAL	3	64	21.3	32	0

PUNTING	NO	YDS	AVG	NET	TB	IN20	LG
B. Dilts	5	188	37.6	31.4	0	1	41
TOTAL	5	188	37.6	31.4	0	1	41

PUNT RETURNS	NO	YDS	AVG	FC	LG	TD
B. Thompson	2	5	2.5	0	3	0
J. Schultz	1	4	4.0	0	4	0
R. Upchurch	1	3	3.0	1	3	0
RETURNS	4	12	3.0	1	4	0

KICKOFF RETURNS	NO	YDS	AVG	FC	LG	TD
R. Upchurch	3	58	19.3	0	26	0
J. Schultz	1	27	27.0	0	27	0
RETURNS	4	85	21.3	0	27	0

Denver Broncos FUMBLES	Fum	Lost	Own Rec.	Yds	TD	FF	Opp. Rec.	Yds	TD	Out Bnds
R. Gradishar	1	0	0	0	0	0	1	5	0	0
T. Jackson	0	0	1	25	0	0	0	0	0	0
J. Keyworth	1	1	0	0	0	0	0	0	0	0
B. Thompson	1	0	0	0	0	0	0	0	0	0
S. Foley	0	0	1	0	0	0	0	0	0	0
L. Alzado	0	0	0	0	0	1	0	0	0	0
TOTAL	3	1	2	25	0	1	1	5	0	0

FINAL TEAM STATISTICS

	STEELERS	BRONCOS
TOTAL FIRST DOWNS	18	15
By Rushing	10	5
By Passing	8	9
By Penalty	0	1
THIRD DOWN EFFICIENCY	11-22-50%	4-13-31%
FOURTH DOWN EFFICIENCY	1-2-50%	0-1-0%
TOTAL NET YARDS	304	258
Total Offensive Plays (inc. times thrown passing)	76	61
Average gain per offensive play	4.0	4.2
NET YARDS RUSHING	127	103
Total Rushing Plays	39	37
Average gain per rushing play	3.3	2.8
NET YARDS PASSING	177	155
Times thrown – yards lost attempting to pass	0-0	1-9
Gross yards passing	177	164
PASS ATTEMPTS-COMPLETIONS-HAD INTERCEPTED	37-19-3	23-11-0
Average gain per pass play (inc. # thrown passing)	4.8	6.5

	STEELERS	BRONCOS
PUNTS Number and Average	6-34	5-38
Had Blocked	1	0
FGs – PATs Had Blocked	0-0	0-0
TOTAL RETURN YARDAGE (Not Including Kickoffs)	135	161
No. and Yards Punt Returns	4-31	4-12
No. and Yards Kickoff Returns	5-104	4-85
No. and Yards Interception Returns	0-0	3-64
PENALTIES Number and Yards	10-67	3-20
FUMBLES Number and Lost	2-1	3-1
TOUCHDOWNS	3	4
Rushing	2	2
Passing	1	2
Returns	0	0
EXTRA POINTS Made-Attempts	3-3	4-4
FIELD GOALS Made-Attempts	0-0	2-2
SAFETIES	0	0
FINAL SCORE	21	34
TIME OF POSSESSION	34:26	25:34

BRONCOS DEFENSIVE STATISTICS

(based on unofficial press box statistics)

PLAYER	UT	A	TT	S-YDS	I-YDS	PD	FF	FR
B. Thompson	10	3	13	0-0	0-0	0	0	0
R. Gradishar	5	5	10	0-0	0-0	1	0	0
T. Jackson	7	1	8	0-0	2-49	2	0	1
J. Rizzo	5	2	7	0-0	0-0	1	0	0
B. Swenson	4	2	6	0-0	0-0	0	0	0
B. Jackson	4	1	5	0-0	1-15	1	0	0
L. Alzado	3	2	5	0-0	0-0	0	1	0
B. Chavous	4	0	4	0-0	0-0	0	0	0
L. Wright	3	0	3	0-0	0-0	2	0	0
R. Nairne	2	1	3	0-0	0-0	0	0	0
R. Rich	1	2	3	0-0	0-0	0	0	0
P. Smith	1	1	2	0-0	0-0	0	0	0
G. Turk	1	1	2	0-0	0-0	0	0	0
J. Grant	0	2	2	0-0	0-0	0	0	0
R. Carter	1	0	1	0-0	0-0	0	0	0
B. Manor	1	0	1	0-0	0-0	0	0	0
R. Poltl	1	0	1	0-0	0-0	1	0	0
TEAM TOTALS	53	23	76	0-0	3-64	8	1	1

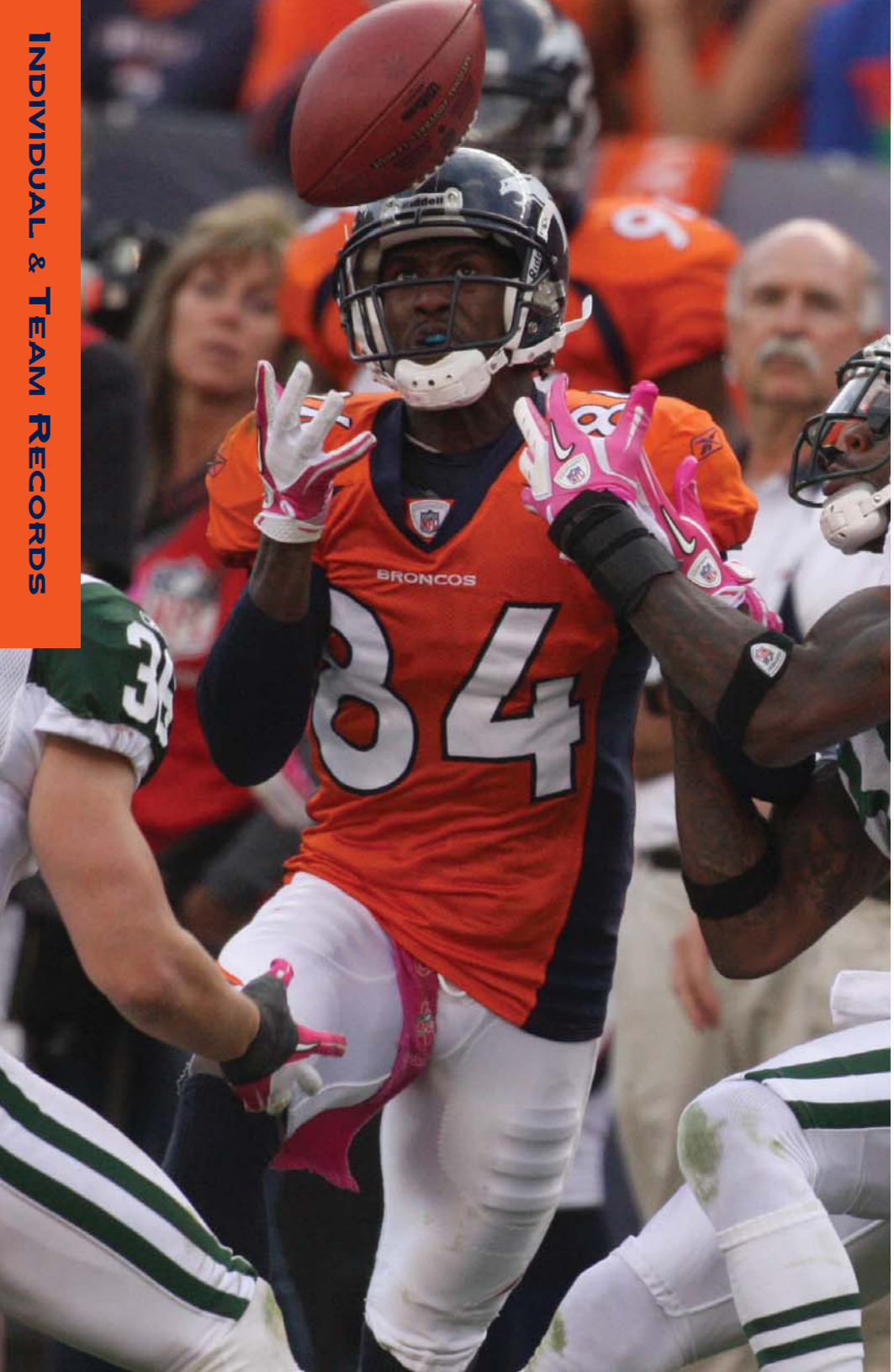

Year-by-Year Head Coaches/Records

Season	Coach	W	L	T	Pct.
1960	Frank Filchock	4	9	1	
1961	Frank Filchock	3	11	0	
	Filchock's totals	**7**	**20**	**1**	**.268**
1962	Jack Faulkner	7	7	0	
1963	Jack Faulkner	2	11	1	
1964	Jack Faulkner	0	4	0	
	Faulkner's totals	**9**	**22**	**1**	**.297**
1964	Mac Speedie	2	7	1	
1965	Mac Speedie	4	10	0	
1966	Mac Speedie	0	2	0	
	Speedie's totals	**6**	**19**	**1**	**.250**
1966	Ray Malavasi	4	8	0	
	Malavasi's totals	**4**	**8**	**0**	**.333**
1967	Lou Saban	3	11	0	
1968	Lou Saban	5	9	0	
1969	Lou Saban	5	8	1	
1970	Lou Saban	5	8	1	
1971	Lou Saban	2	6	1	
	Saban's totals	**20**	**42**	**3**	**.331**
1971	Jerry Smith	2	3	0	
	Smith's totals	**2**	**3**	**0**	**.400**
1972	John Ralston	5	9	0	
1973	John Ralston	7	5	2	
1974	John Ralston	7	6	1	
1975	John Ralston	6	8	0	
1976	John Ralston	9	5	0	
	Ralston's totals	**34**	**33**	**3**	**.507**
1977	Red Miller	12	2	0	
	Playoffs	2	1	0	
1978	Red Miller	10	6	0	
	Playoffs	0	1	0	
1979	Red Miller	10	6	0	
	Playoffs	0	1	0	
1980	Red Miller	8	8	0	
	Miller's regular season totals	**40**	**22**	**0**	**.645**
	Miller's overall totals	**42**	**25**	**0**	**.627**
1981	Dan Reeves	10	6	0	
1982	Dan Reeves	2	7	0	
1983	Dan Reeves	9	7	0	
	Playoffs	0	1		
1984	Dan Reeves	13	3	0	
	Playoffs	0	1		
1985	Dan Reeves	11	5	0	
1986	Dan Reeves	11	5	0	
	Playoffs	2	1	0	
1987	Dan Reeves	10	4	1	
	Playoffs	2	1	0	
1988	Dan Reeves	8	8	0	
1989	Dan Reeves	11	5	0	
	Playoffs	2	1	0	
1990	Dan Reeves	5	11	0	
1991	Dan Reeves	12	4	0	
	Playoffs	1	1	0	
1992	Dan Reeves	8	8	0	
	Reeves' regular season totals	**110**	**73**	**1**	**.600**
	Reeves' overall totals	**117**	**79**	**1**	**.596**
1993	Wade Phillips	9	7	0	
	Playoffs	0	1	0	
1994	Wade Phillips	7	9	0	
	Phillips' regular season totals	**16**	**16**	**0**	**.500**
	Phillips' overall totals	**16**	**17**	**0**	**.485**
1995	Mike Shanahan	8	8	0	
1996	Mike Shanahan	13	3	0	
	Playoffs	0	1	0	
1997	Mike Shanahan	12	4	0	
	Playoffs	4	0	0	
1998	Mike Shanahan	14	2	0	
	Playoffs	3	0	0	
1999	Mike Shanahan	6	10	0	
2000	Mike Shanahan	11	5	0	
	Playoffs	0	1	0	
2001	Mike Shanahan	8	8	0	
2002	Mike Shanahan	9	7	0	
2003	Mike Shanahan	10	6	0	
	Playoffs	0	1	0	
2004	Mike Shanahan	10	6	0	
	Playoffs	0	1	0	
2005	Mike Shanahan	13	3	0	
	Playoffs	1	1	0	
2006	Mike Shanahan	9	7	0	
2007	Mike Shanahan	7	9	0	
2008	Mike Shanahan	8	8	0	
	Shanahan's regular season totals	**138**	**86**	**0**	**.616**
	Shanahan's overall totals	**146**	**91**	**0**	**.616**
2009	Josh McDaniels	8	8	0	
2010	Josh McDaniels	3	9	0	
	McDaniels' totals	**11**	**17**	**0**	**.393**
2010	Eric Studesville	1	3	0	
	Studesville's totals	**1**	**3**	**0**	**.250**

Most Overall Wins

Coach	Years	W	L	T	Pct.
Mike Shanahan	1995-2008	146	91	0	.616
Dan Reeves	1981-92	117	79	1	.596
Red Miller	1977-80	42	25	0	.627
John Ralston	1972-76	34	33	3	.507
Lou Saban	1967-71	20	42	3	.331
Wade Phillips	1993-94	16	17	0	.485
Josh McDaniels	2009-10	11	17	0	.393
Jack Faulkner	1962-64	9	22	1	.297
Frank Filchock	1960-61	7	20	1	.268
Mac Speedie	1964-66	6	19	1	.250
Ray Malavasi	1966	4	8	0	.333
Jerry Smith	1971	2	3	0	.400
Eric Studesville	2010	1	3	0	.250

Most Reg. Season Wins

Coach	Years	W	L	T	Pct.
Mike Shanahan	1995-2008	138	86	0	.616
Dan Reeves	1981-92	110	73	1	.600
Red Miller	1977-80	40	22	0	.645
John Ralston	1972-76	34	33	3	.507
Lou Saban	1967-71	20	42	3	.331
Wade Phillips	1993-94	16	16	0	.500
Josh McDaniels	2009-10	11	17	0	.393
Jack Faulkner	1962-64	9	22	1	.297
Frank Filchock	1960-61	7	20	1	.268
Mac Speedie	1964-66	6	19	1	.250
Ray Malavasi	1966	4	8	0	.333
Jerry Smith	1971	2	3	0	.400
Eric Studesville	2010	1	3	0	.250

Most Playoff Wins

Coach	Years	W	L	T	Pct.
Mike Shanahan	1995-2008	8	5	0	.615
Dan Reeves	1981-92	7	6	0	.538
Red Miller	1977-80	2	3	0	.400
Wade Phillips	1993-94	0	1	0	.000

Best Overall Win Pct.

Coach	Years	W	L	T	Pct.
Red Miller	1977-80	42	25	0	.627
Mike Shanahan	1995-2008	146	91	0	.616
Dan Reeves	1981-92	117	79	1	.596
John Ralston	1972-76	34	33	3	.507
Wade Phillips	1993-94	16	17	0	.485
Jerry Smith	1971	2	3	0	.400
Josh McDaniels	2009-10	11	17	0	.393
Ray Malavasi	1966	4	8	0	.333
Lou Saban	1967-71	20	42	3	.331
Jack Faulkner	1962-64	9	22	1	.297
Frank Filchock	1960-61	7	20	1	.268
Mac Speedie	1964-66	6	19	1	.250
Eric Studesville	2010	1	3	0	.250

Best Reg. Season Win Pct.

Coach	Years	W	L	T	Pct.
Red Miller	1977-80	40	22	0	.645
Mike Shanahan	1995-2008	138	86	0	.616
Dan Reeves	1981-92	110	73	1	.600
John Ralston	1972-76	34	33	3	.507
Wade Phillips	1993-94	16	16	0	.500
Jerry Smith	1971	2	3	0	.400
Josh McDaniels	2009-10	11	17	0	.393
Ray Malavasi	1966	4	8	0	.333
Lou Saban	1967-71	20	42	3	.331
Jack Faulkner	1962-64	9	22	1	.297
Frank Filchock	1960-61	7	20	1	.268
Mac Speedie	1964-66	6	19	1	.250
Eric Studesville	2010	1	3	0	.250

Best Playoff Win Pct.

Coach	Years	W	L	T	Pct.
Mike Shanahan	1995-2008	8	5	0	.615
Dan Reeves	1981-92	7	6	0	.538
Red Miller	1977-80	2	3	0	.400
Wade Phillips	1993-94	0	1	0	.000

ATTENDANCE MARKS

BRONCOS LARGEST CROWDS

HOME

77,160	vs. Green Bay	Oct. 29, 2007
77,038	vs. Pittsburgh	Oct. 21, 2007
76,879	vs. San Diego	Oct. 7, 2007
76,786	vs. Kansas City	Sept. 17, 2006
76,784	vs. Oakland	Sept. 16, 2007
76,775	vs. Pittsburgh (Playoffs)	Jan. 22, 2006
76,767	vs. Indianapolis	Oct. 29, 2006
76,753	vs. Oakland	Sept. 22, 2003
76,723	vs. San Diego	Nov. 19, 2006
76,716	vs. Pittsburgh	Nov. 9, 2009
76,691	vs. Oakland	Oct. 15, 2006
76,643	vs. Oakland	Nov. 11, 2002
76,590	vs. Tennessee	Nov. 19, 2007
76,571	vs. New England	Oct. 16, 2005
76,530	vs. Philadelphia	Oct. 30, 2005

ROAD

101,063	at Pasadena (Super Bowl XXI)	Jan. 25, 1987
91,020	at Los Angeles Raiders	Oct. 28, 1984
90,153	at Los Angeles Raiders	Nov. 2, 1986
87,560	at Los Angeles Raiders	Dec. 3, 1989
85,247	at Washington	Nov. 15, 2009
83,941	at San Francisco (London)	Oct. 31, 2010
81,065	at Cleveland	Oct. 5, 1980
80,272	at Buffalo (Playoffs)	Jan. 12, 1992
79,915	at Cleveland (Playoffs)	Jan. 11, 1987
79,864	at Buffalo	Oct. 5, 1975
79,484	at Kansas City	Nov. 23, 2006
79,439	at Kansas City	Sept. 22, 1996
78,903	at Kansas City	Oct. 5, 2003
78,809	at New York Jets	Nov. 30, 2008
78,683	at Kansas City	Sept. 19, 1999

2001-Present — INVESCO Field at Mile High
1960-2000 — Mile High Stadium/Bears Stadium

BRONCOS REGULAR SEASON ATTENDANCE BY SEASON

Year	Home	Road	Total	Year	Home	Road	Total
1960	91,333	115,994	207,327	**1986**	589,037	526,550	1,115,587
1961	74,508	122,315	196,823	**1987**	498,715	370,586	869,301
1962	178,485	146,442	324,927	**1988**	597,680	487,571	1,085,251
1963	132,218	165,995	298,213	**1989**	588,144	542,541	1,130,685
1964	118,259	166,744	285,003	**1990**	560,703	509,425	1,070,128
1965	219,786	215,992	435,778	**1991**	584,214	466,818	1,051,032
1966	192,198	203,799	395,997	**1992**	597,704	503,447	1,101,151
1967	231,801	247,696	479,497	**1993**	590,808	521,349	1,112,157
1968	281,374	278,008	559,382	**1994**	574,180	524,941	1,099,121
1969	326,851	276,755	603,606	**1995**	583,510	455,634	1,039,144
1970	355,739	330,184	685,923	**1996**	589,296	462,194	1,051,490
1971	358,400	377,642	736,042	**1997**	590,189	499,942	1,090,131
1972	361,414	412,073	773,487	**1998**	597,462	546,021	1,143,483
1973	356,327	351,334	707,661	**1999**	577,309	531,728	1,109,037
1974	347,322	354,367	701,689	**2000**	604,042	535,988	1,140,030
1975	342,375	347,944	690,319	**2001**	600,283	514,920	1,115,203
1976	436,468	349,126	785,594	**2002**	604,904	557,070	1,161,974
1977	524,595	370,917	895,512	**2003**	607,167	526,919	1,134,086
1978	598,085	470,756	1,068,841	**2004**	601,031	539,587	1,140,618
1979	597,521	427,040	1,024,561	**2005**	608,790	*558,598	*1,167,388
1980	593,084	473,680	1,066,764	**2006**	610,782	544,955	1,155,737
1981	598,224	475,360	1,073,584	**2007**	*612,893	526,919	1,139,812
1982	369,555	183,046	552,601	**2008**	604,074	555,556	1,159,630
1983	592,493	385,022	977,515	**2009**	600,928	538,731	1,139,659
1984	585,233	450,442	1,035,675	**2010**	599,264	530,184	1,129,448
1985	589,500	452,847	1,042,347	**TOTAL**	**24,226,257**	**21,029,694**	**45,255,951**

**Broncos records*

BRONCOS SEASON TICKET SALES

1960 2,675	*1973 48,000	*1986 73,348	*1999 73,997
1961 5,775	*1974 49,000	*1987 74,147	*2000 73,855
1962 5,042	*1975 49,000	*1988 74,147	*2001 73,825
1963 7,624	*1976 62,215	*1989 73,952	*2002 73,576
1964 8,002	*1977 73,089	*1990 73,966	*2003 73,583
1965 22,905	*1978 73,092	*1991 73,682	*2004 73,590
1966 18,898	*1979 73,313	*1992 73,592	*2005 73,846
1967 24,650	*1980 73,298	*1993 73,182	*2006 73,972
1968 27,348	*1981 73,380	*1994 73,072	*2007 73,984
1969 31,936	*1982 73,380	*1995 73,222	*2008 73,996
*1970 43,580	*1983 73,377	*1996 73,180	*2009 73,988
*1971 47,500	*1984 73,347	*1997 73,275	*2010 73,992
*1972 48,000	*1985 73,309	*1998 73,972	*2011 73,992

**Season tickets sold out. Every Broncos home game at Mile High Stadium (1970-2000) and INVESCO Field at Mile High (2001-10) has been a sellout since the beginning of the 1970 season with the exception of two replacement games played during the 1987 strike (both games were sold out before the strike). The Broncos have thus sold out 317 consecutive regular-season games, and with postseason games the total reaches 332.*

BRONCOS STATISTICAL HISTORY

TEAM OFFENSE YEAR-BY-YEAR

	Total Plays	First Downs	Rush Yards	League Rank	Pass Yards	League Rank	Total Yards	League Rank	Total Points
1960	958	248	1,195	8th	3,247	3rd	4,442	6th	309
1961	934	219	1,091	8th	2,720	3rd	3,811	7th	251
1962	885	270	1,298	7th	3,404	1st	4,702	4th	353
1963	832	230	1,508	6th	2,487	8th	3,995	7th	301
1964	908	207	1,311	8th	2,021	8th	3,332	8th	240
1965	959	255	1,829	2nd	2,640	3rd	4,469	2nd	303
1966	815	171	1,173	9th	1,995	9th	3,168	9th	196
1967	852	172	1,265	9th	1,682	8th	2,947	9th	256
1968	889	217	1,614	7th	2,357	6th	3,971	7th	255
1969	841	243	1,637	6th	2,524	5th	4,161	6th	297
1970	883	217	1,802	9th	2,025	19th	3,827	18th	253
1971	891	217	2,093	10th	2,065	17th	4,158	11th	203
1972	831	237	1,838	18th	2,634	3rd	4,472	5th	325
1973	893	253	1,954	14th	2,519	3rd	4,473	6th	354
1974	861	258	2,157	5th	2,328	9th	4,485	5th	302
1975	964	268	1,993	13th	2,541	7th	4,534	10th	254
1976	901	239	1,932	19th	2,204	12th	4,136	16th	315
1977	886	223	2,043	11th	1,863	15th	3,906	17th	274
1978	1,039	294	2,451	8th	2,378	17th	4,829	14th	282
1979	1,044	306	2,040	18th	3,102	13th	5,142	12th	289
1980	992	286	1,865	20th	2,777	18th	4,642	25th	310
1981	1,062	306	1,895	21st	3,531	8th	5,426	14th	321
1982	592	170	1,018	17th	1,819	15th	2,837	15th	148
1983	1,025	292	1,784	23rd	3,027	20th	4,811	26th	302
1984	1,018	299	2,076	10th	2,859	24th	4,935	22nd	353
1985	**1,152**	339	1,851	16th	3,645	6th	5,496	10th	380
1986	1,042	319	1,678	20th	3,538	10th	5,216	15th	378
1987	1,070	331	1,970	12th	3,654	3rd	5,624	2nd	379
1988	1,077	338	1,815	19th	3,691	6th	5,506	8th	327
1989	1,071	308	2,092	6th	3,001	23rd	5,093	15th	362
1990	1,035	323	1,872	14th	3,341	7th	5,213	8th	331
1991	1,012	284	2,015	8th	2,997	17th	5,012	12th	304
1992	928	234	1,500	25th	2,930	19th	4,430	21st	262
1993	1,060	327	1,693	18th	3,768	4th	5,461	5th	373
1994	1,112	346	1,470	23rd	4,017	4th	5,487	6th	347
1995	1,060	344	1,995	5th	4,045	7th	6,040	3rd	388
1996	1,092	336	2,362	1st	3,429	13th	5,791	1st	391
1997	1,068	340	2,378	4th	3,494	9th	5,872	1st	472
1998	1,041	347	2,468	2nd	3,624	7th	6,092	3rd	**501**
1999	1,053	308	1,864	12th	3,419	15th	5,283	14th	314
2000	1,115	**383**	2,311	3rd	4,243	3rd	**6,554**	2nd	485
2001	1,034	304	1,877	10th	2,940	25th	4,817	22nd	340
2002	1,057	357	2,266	5th	3,824	8th	6,090	3rd	392
2003	1,047	334	**2,629**	2nd	2,969	22nd	5,598	7th	381
2004	1,070	351	2,333	4th	3,999	6th	6,332	5th	381
2005	1,030	330	2,539	2nd	3,227	18th	5,766	5th	395
2006	973	285	2,152	8th	2,799	25th	4,951	21st	319
2007	976	305	1,957	9th	3,584	13th	5,541	11th	320
2008	1,019	354	1,862	12th	**4,471**	3rd	6,333	2nd	370
2009	1,032	306	1,836	18th	3,627	13th	5,463	15th	325
2010	1,018	309	1,544	26th	4,038	7th	5,582	13th	344

League rankings for 1960-69 reflect American Football League ranking.
The AFL had eight teams from 1960-65, nine teams from 1966-67 and 10 teams from 1968-69.
The NFL had 26 teams from 1970-75, 28 teams from 1976-94; 30 teams from 1995-98; 31 teams from 1999-2001 and 32 teams from 2002-Present.

TEAM DEFENSE YEAR-BY-YEAR

	Total Plays	First Downs	Rush Yards	League Rank	Pass Yards	League Rank	Total Yards	League Rank	Total Points
1960	927	254	2,145	8th	2,987	5th	5,132	8th	393
1961	899	233	1,633	5th	2,785	5th	4,418	6th	432
1962	862	234	1,868	5th	2,670	5th	4,538	6th	334
1963	828	254	1,687	6th	3,394	8th	5,081	7th	473
1964	902	271	2,064	8th	2,906	3rd	4,970	7th	438
1965	850	244	1,337	3rd	2,960	7th	4,297	7th	392
1966	871	251	2,029	8th	2,515	3rd	4,544	6th	381
1967	921	276	2,076	8th	3,125	8th	5,201	9th	409
1968	917	251	1,861	7th	3,163	10th	5,024	10th	404
1969	918	278	1,709	7th	2,932	10th	4,641	8th	344
1970	838	199	1,351	3rd	2,354	18th	3,705	7th	264
1971	825	206	1,834	14th	**1,985**	5th	3,819	10th	275
1972	876	251	1,668	4th	2,183	16th	3,851	9th	350
1973	872	239	1,795	6th	2,440	24th	4,235	19th	296
1974	945	265	1,808	13th	2,583	24th	4,391	21st	294
1975	901	247	1,974	13th	2,032	7th	4,006	9th	307
1976	919	222	1,709	3rd	2,025	12th	3,734	8th	206
1977	931	217	1,531	1st	2,244	25th	3,775	9th	**148**
1978	1,016	251	1,979	6th	2,469	8th	4,448	6th	198
1979	1,033	273	1,693	1st	3,159	23rd	4,852	10th	262
1980	1,043	303	2,117	20th	3,125	15th	5,242	15th	323
1981	1,000	268	2,005	13th	2,873	5th	4,878	6th	289
1982*	**616**	**176**	**935**	7th	2,234	26th	**3,169**	24th	226
1983	1,099	321	1,938	10th	3,671	23rd	5,609	21st	327
1984	1,123	311	1,664	5th	4,023	27th	5,687	25th	241
1985	1,069	290	1,973	13th	3,206	14th	5,179	13th	329
1986	1,026	291	1,651	5th	3,296	16th	4,947	9th	327
1987	941	277	2,017	20th	2,796	5th	4,813	9th	288
1988	1,055	316	2,538	27th	2,933	7th	5,471	22nd	352
1989	977	246	1,580	6th	2,827	3rd	4,407	3rd	226
1990	969	306	1,963	17th	3,382	21st	5,345	20th	374
1991	939	242	1,794	19th	2,755	3rd	4,549	5th	235
1992	1,001	283	1,963	23rd	3,120	14th	5,083	22nd	329
1993	1,005	280	1,418	4th	3,731	27th	5,149	19th	284
1994	1,023	303	1,752	16th	4,155	28th	5,907	28th	396
1995	1,010	322	1,895	23rd	3,298	9th	5,193	15th	345
1996	951	261	1,331	1st	3,139	10th	4,470	4th	275
1997	951	258	1,803	16th	2,868	5th	4,671	5th	287
1998	999	283	1,287	3rd	3,648	26th	4,935	11th	309
1999	961	267	1,737	19th	3,016	8th	4,753	7th	318
2000	962	294	1,598	7th	3,946	31st	5,544	24th	369
2001	960	292	1,492	6th	3,282	16th	4,774	8th	339
2002	985	298	1,489	4th	3,337	17th	4,826	6th	344
2003	910	241	1,605	7th	2,828	6th	4,433	4th	301
2004	918	235	1,512	4th	2,947	6th	4,459	4th	304
2005	985	295	1,363	2nd	3,643	29th	5,006	15th	258
2006	1,020	291	1,813	12th	3,410	21st	5,223	14th	305
2007	992	306	2,282	30th	3,094	7th	5,376	19th	409
2008	990	327	2,337	27th	3,656	26th	5,993	29th	448
2009	1,007	290	2,059	26th	2,981	3rd	5,040	7th	324
2010	1,056	334	2,473	31st	3,780	25th	6,253	32nd	471

players strike; nine-game season

League rankings for 1960-69 reflect American Football League ranking.
The AFL had eight teams from 1960-65, nine teams from 1966-67 and 10 teams from 1968-69.
The NFL had 26 teams from 1970-75, 28 teams from 1976-94; 30 teams from 1995-98; 31 teams from 1999-2001 and 32 teams from 2002-Present.

TEAM TURNOVERS YEAR-BY-YEAR

	GIVEAWAYS			TAKEAWAYS			Turnover
	INTs	Fum.	Total	INTs	Fum.	Total	Ratio
1960	35	17	52	27	17	44	-8
1961	45	20	65	26	14	40	-25
1962	40	14	54	27	19	46	-8
1963	28	15	43	15	20	35	-8
1964	32	8	40	**32**	21	53	+13
1965	30	16	46	25	14	39	-7
1966	30	17	47	13	18	31	-16
1967	18	12	30	28	13	41	+11
1968	27	13	40	20	12	32	-8
1969	23	8	31	14	14	28	-3
1970	28	13	41	16	16	32	-9
1971	27	12	39	20	20	40	+1
1972	23	11	34	10	12	22	-12
1973	20	9	29	14	15	29	+/-0
1974	17	13	30	22	11	33	+3
1975	34	14	48	16	16	32	-16
1976	22	12	34	24	13	37	+3
1977	12	15	27	25	14	39	+12
1978	17	17	34	31	13	44	+10
1979	23	18	41	19	19	38	-3
1980	25	12	37	16	12	28	-9
1981	21	18	39	23	23	46	+7
1982*	19	17	36	12	7	19	-17
1983	22	19	41	27	20	47	+6
1984	17	17	34	31	**24**	**55**	**+21**
1985	23	8	31	24	12	36	+5
1986	16	13	29	18	17	35	+6
1987	19	17	36	28	19	47	+11
1988	22	12	34	16	13	29	-5
1989	20	12	32	21	22	43	+11
1990	18	14	32	10	15	25	-7
1991	12	13	25	23	10	33	+8
1992	29	14	43	15	16	31	-12
1993	10	18	28	18	13	31	+3
1994	13	18	31	12	14	26	-5
1995	14	16	30	8	13	21	-9
1996	17	15	32	23	9	32	+/-0
1997	11	10	21	18	13	31	+10
1998	14	**6**	20	19	11	30	+10
1999	18	10	28	15	11	26	-2
2000	12	13	25	27	17	44	+19
2001	19	8	27	22	15	37	+10
2002	20	7	27	9	13	22	-5
2003	18	**6**	24	9	11	20	-4
2004	20	9	29	12	8	20	-9
2005	**7**	9	**16**	20	16	36	+20
2006	18	12	30	17	13	30	+/-0
2007	15	14	29	14	16	30	+1
2008	18	12	30	6	7	13	-17
2009	13	10	23	17	13	30	+7
2010	12	15	27	10	8	18	-9

TEAM THIRD DOWNS YEAR-BY-YEAR

	DENVER			OPPONENTS				DENVER			OPPONENTS		
Year	Md.	Att.	Pct.	Md.	Att.	Pct.	Year	Md.	Att.	Pct.	Md.	Att.	Pct.
1972	75	177	42.4	74	190	38.9	**1991**	92	223	41.3	64	206	31.1
1973	79	203	38.9	77	203	37.9	**1992**	67	208	32.2	81	222	36.5
1974	63	176	35.8	88	218	40.4	**1993**	98	225	43.6	71	215	33.0
1975	84	212	39.6	76	209	36.4	**1994**	87	231	37.7	86	217	39.6
1976	69	193	35.8	73	222	32.9	**1995**	89	207	43.0	92	212	43.4
1977	72	210	34.3	71	221	32.1	**1996**	**112**	229	**48.9**	78	217	35.9
1978	81	226	35.8	88	249	35.3	**1997**	92	217	42.4	65	207	31.4
1979	77	222	34.7	95	248	38.3	**1998**	90	207	43.5	88	225	39.1
1980	84	223	37.7	91	228	39.9	**1999**	84	229	36.7	64	203	31.5
1981	86	230	37.4	74	219	33.8	**2000**	97	218	44.5	66	191	34.6
1982*	43	121	35.5	**48**	**132**	36.4	**2001**	83	219	37.9	63	191	33.0
1983	68	213	31.9	92	235	39.1	**2002**	77	202	38.1	97	220	44.1
1984	68	207	32.9	84	240	35.0	**2003**	82	211	38.9	61	207	**29.5**
1985	102	**252**	40.5	74	230	32.2	**2004**	78	206	37.9	65	209	31.1
1986	92	222	41.4	75	222	33.8	**2005**	76	210	36.2	76	207	36.7
1987	106	224	47.3	64	183	35.0	**2006**	78	211	37.0	81	221	36.7
1988	85	210	40.5	81	214	37.9	**2007**	80	198	40.4	91	213	42.7
1989	111	240	46.3	73	216	33.8	**2008**	95	200	47.5	89	202	44.1
1990	86	207	41.5	84	195	43.1	**2009**	78	215	36.3	81	218	37.2
							2010	67	207	32.4	80	209	38.3

players strike; nine-game season

Individual Year-by-Year Leaders

RUSHING

	YARDS	ATTEMPTS	AVG. (min. 100 att.)	TOUCHDOWNS
1960	Rolle 501	Rolle 130	Mingo 3.9	Mingo 4
1961	Stone 505	Stone 127	Stone 4.0	Bukaty 5
1962	Stone 360	Stone 94	Stone 3.8	Mingo 4
1963	Joe 649	Joe 154	Joe 4.2	Joe 4
1964	Mitchell 590	Mitchell 177	Joe 3.7	Mitchell 5
1965	Gilchrist 954	Gilchrist 252	Hayes 4.1	Gilchrist 6
1966	Hayes 411	Haynes 129	Hayes 4.0	Haynes/Choboian 2
1967	Little 381	Little 130	Little 2.9	Hickey/Hayes 4
1968	Little 584	Little 158	Little 3.7	Lynch 4
1969	Little 729	Little 146	Little 5.0	Little 6
1970	Little 901	Little 209	Little 4.3	Crenshaw 5
1971	Little 1,133	Little 284	Little 4.0	Little 6
1972	Little 859	Little 216	Little 4.0	Little 9
1973	Little 979	Little 256	Dawkins 4.4	Little 12
1974	Armstrong 1,407	Armstrong 263	Armstrong 5.3	Keyworth 10
1975	Keyworth 725	Keyworth 182	Keyworth 4.0	Keyworth/Lynch 3
1976	Armstrong 1,008	Armstrong 247	Armstrong 4.1	Armstrong 5
1977	Armstrong 489	Armstrong 130	Perrin 4.1	Armstrong/Morton 4
1978	Perrin 455	Armstrong/Keyworth 112	Perrin 4.2	Perrin 4
1979	Armstrong 453	Armstrong 108	Armstrong 4.2	Lytle 4
1980	Jensen 476	Preston 111	Jensen 4.7	Armstrong/Preston 4
1981	Parros 749	Preston 183	Parros 4.3	Lytle 4
1982	Willhite 347	Parros 77	Willhite 5.0	Willhite 2
1983	Winder 757	Winder 196	Winder 3.9	Poole 4
1984	Winder 1,153	Winder 296	Winder 3.9	Winder 4
1985	Winder 714	Winder 199	Winder 3.6	Winder 8
1986	Winder 789	Winder 240	Winder 3.3	Winder 9
1987	Winder 741	Winder 196	Winder 3.8	Winder 6
1988	Dorsett 703	Dorsett 181	Dorsett 3.9	Dorsett 5
1989	Humphrey 1,151	Humphrey 294	Humphrey 3.9	Humphrey 7
1990	Humphrey 1,202	Humphrey 288	Humphrey 4.2	Humphrey 7
1991	Green 1,037	Green 261	Green 4.0	Elway 6
1992	Green 648	Green 161	Green 4.0	Lewis 4
1993	Bernstine 816	Bernstine 223	Bernstine 3.7	Delpino 8
1994	L. Russell 620	L. Russell 190	L. Russell 3.3	L. Russell 9
1995	Davis 1,117	Davis 237	Davis 4.7	Davis 7
1996	Davis 1,538	Davis 345	Davis 4.5	Davis 13
1997	Davis 1,750	Davis 369	Davis 4.7	Davis 15
1998	**Davis 2,008**	**Davis 392**	Davis 5.1	**Davis 21**
1999	Gary 1,159	Gary 276	Gary 4.2	Gary 7
2000	Anderson 1,487	Anderson 297	Anderson 5.0	Anderson 15
2001	Davis 701	Anderson 175	Davis 4.2	Anderson 4
2002	Portis 1,508	Portis 273	**Portis 5.5**	Portis 15
2003	Portis 1,591	Portis 290	Portis 5.5	Portis 14
2004	Droughns 1,240	Droughns 275	Droughns 4.5	Droughns 6
2005	Anderson 1,014	Anderson 239	T. Bell 5.3	Anderson 12
2006	T. Bell 1,025	T. Bell 233	T. Bell 4.4	M. Bell 8
2007	Young 729	Henry 167	Young 5.2	Henry 4
2008	Hillis 343	Pittman 76	Pittman 4.2	Hillis 5
2009	Moreno 947	Moreno 247	Buckhalter 5.4	Moreno 7
2010	Moreno 779	Moreno 182	Moreno 4.3	Tebow 6

PASSING

	YARDS	ATTEMPTS	COMPLETIONS
1960	Tripucka 3,038	Tripucka 478	Tripucka 248
1961	Tripucka 1,690	Tripucka 344	Tripucka 167
1962	Tripucka 2,917	Tripucka 440	Tripucka 240
1963	Slaughter 1,689	Slaughter 223	Slaughter 112
1964	Lee 1,611	Lee 265	Lee 133
1965	McCormick 1,292	McCormick 253	McCormick 103
1966	Choboian 1,110	McCormick 193	Choboian 82
1967	Tensi 1,915	Tensi 325	Tensi 131
1968	Briscoe 1,589	Briscoe 224	Briscoe 93
1969	Tensi 1,990	Tensi 286	Tensi 131
1970	Liske 1,340	Liske 238	Liske 112
1971	Ramsey 1,120	Ramsey 178	Horn 89
1972	Johnson 1,783	Johnson 238	Johnson 132
1973	Johnson 2,465	Johnson 346	Johnson 184
1974	Johnson 1,969	Johnson 244	Johnson 136
1975	Ramsey 1,562	Ramsey 233	Ramsey 128
1976	Ramsey 1,931	Ramsey 270	Ramsey 128
1977	Morton 1,929	Morton 254	Morton 131
1978	Morton 1,802	Morton 267	Morton 146
1979	Morton 2,626	Morton 370	Morton 204
1980	Morton 2,150	Morton 301	Morton 183
1981	Morton 3,195	Morton 376	Morton 225
1982	DeBerg 1,405	DeBerg 223	DeBerg 131
1983	Elway 1,663	Elway 259	Elway 123
1984	Elway 2,598	Elway 380	Elway 214
1985	Elway 3,891	Elway 605	Elway 327
1986	Elway 3,485	Elway 504	Elway 280
1987	Elway 3,198	Elway 410	Elway 224
1988	Elway 3,309	Elway 496	Elway 274
1989	Elway 3,051	Elway 416	Elway 223
1990	Elway 3,526	Elway 502	Elway 294
1991	Elway 3,253	Elway 451	Elway 242
1992	Elway 2,242	Elway 316	Elway 174
1993	Elway 4,030	Elway 551	Elway 348
1994	Elway 3,490	Elway 494	Elway 307
1995	Elway 3,970	Elway 542	Elway 316
1996	Elway 3,328	Elway 466	Elway 287
1997	Elway 3,635	Elway 502	Elway 280
1998	Elway 2,806	Elway 356	Elway 210
1999	Griese 3,032	Griese 452	Griese 261
2000	Griese 2,688	Griese 336	Griese 216
2001	Griese 2,827	Griese 451	Griese 275
2002	Griese 3,214	Griese 436	Griese 291
2003	Plummer 2,182	Plummer 302	Plummer 189
2004	Plummer 4,089	Plummer 521	Plummer 303
2005	Plummer 3,366	Plummer 456	Plummer 277
2006	Plummer 1,994	Plummer 317	Plummer 175
2007	Cutler 3,497	Cutler 467	Cutler 297
2008	**Cutler 4,526**	**Cutler 616**	**Cutler 384**
2009	Orton 3,802	Orton 541	Orton 336
2010	Orton 3,653	Orton 498	Orton 293

PASSING, CONT.

	COMP. PCT. (min. 50 att.)	TOUCHDOWNS	INTERCEPTIONS
1960	Tripucka .519	Tripucka 24	**Tripucka 34**
1961	Tripucka .485	Tripucka 10	Herring 22
1962	Tripucka .545	Tripucka 17	Tripucka 25
1963	Breaux .507	Slaughter 12	Slaughter 14
1964	Slaughter .513	Lee 11	Lee 20
1965	Lee .550	McCormick 7	McCormick 14
1966	Choboian .503	McCormick 6	McCormick 15
1967	Tensi .403	Tensi 16	Tensi 17
1968	LeClair .500	Briscoe 14	Briscoe 13
1969	Liske .530	Tensi 14	Tensi 12
1970	Liske .471	Liske 7	Liske 11
1971	Horn .514	Ramsey 5	Horn 14
1972	Johnson .555	Johnson 14	Johnson 14
1973	Johnson .532	Johnson 20	Johnson 17
1974	Johnson .557	Johnson 13	Johnson 9
1975	Ramsey .549	Ramsey 9	Ramsey 14
1976	Ramsey .474	Ramsey 11	Ramsey 13
1977	Morton .516	Morton 14	Morton 8
1978	Weese .632	Morton 11	Morton 8
1979	Morton .551	Morton 16	Morton 19
1980	Morton .608	Morton 12	Morton 13
1981	Morton .598	Morton 21	Morton 14
1982	DeBerg .587	DeBerg 7	DeBerg 11
1983	DeBerg .553	DeBerg 9	Elway 14
1984	Kubiak .587	Elway 18	Elway 15
1985	Elway .540	Elway 22	Elway 23
1986	Elway .556	Elway 19	Elway 13
1987	Karcher .549	Elway 19	Elway 12
1988	Kubiak .623	Elway 17	Elway 19
1989	Kubiak .582	Elway 18	Elway 18
1990	Elway .586	Elway 15	Elway 14
1991	Elway .537	Elway 13	Elway 12
1992	Elway .551	Elway 10	Elway 17
1993	Elway .632	Elway 25	Elway 10
1994	Elway .621	Elway 16	Elway 10
1995	Elway .583	Elway 26	Elway 14
1996	Elway .616	Elway 26	Elway 14
1997	Elway .558	**Elway 27**	Elway 11
1998	Brister .595	Elway 22	Elway 10
1999	Griese .577	Griese 14	Griese 14
2000	Griese .643	Griese 19	Frerotte 8
2001	Griese .610	Griese 23	Griese 19
2002	**Griese .667**	Griese 15	Griese 15
2003	Plummer .626	Plummer 15	Plummer 7
2004	Plummer .582	**Plummer 27**	Plummer 20
2005	Plummer .607	Plummer 18	Plummer 7
2006	Cutler .591	Plummer 11	Plummer 13
2007	Cutler .636	Cutler 20	Cutler 14
2008	Cutler .623	Cutler 25	Cutler 18
2009	Orton .621	Orton 21	Orton 12
2010	Orton .588	Orton 20	Orton 9

RECEIVING

	RECEPTIONS	YARDS	AVG. (min. 20 rec.)	TOUCHDOWNS
1960	Taylor 92	Taylor 1,235	Carmichael 19.3	Taylor 12
1961	Taylor 100	Taylor 1,176	Frazier 17.0	Frazier 6
1962	Taylor 77	Taylor 908	Scarpitto 19.1	Scarpitto 6
1963	Taylor 78	Taylor 1,101	**Scarpitto 22.0**	Taylor 10
1964	Taylor 76	Taylor 873	Dixon 15.4	Taylor 7
1965	Taylor 85	Taylor 1,131	Scarpitto 18.3	Taylor 6
1966	Haynes 46	Denson 725	Denson 20.1	Scarpitto 4
1967	Crabtree/Denson 46	Denson 899	Denson 19.5	Denson 11
1968	Crabtree 35	Crabtree 601	Denson 17.2	Crabtree/Denson 5
1969	Denson 53	Denson 809	Embree 16.2	Denson 10
1970	Denson 47	Denson 646	Whalen 14.0	Whalen 3
1971	Anderson 37	Simmons 403	Simmons 16.1	Harrison 2
1972	Sherman 38	Sherman 661	Sherman 17.4	Moses 5
1973	Odoms 43	Odoms 629	Moses 18.5	Moses 8
1974	Odoms 42	Odoms 639	Moses 16.4	Odoms 6
1975	Keyworth 42	Odoms 544	Dolbin 19.1	Dolbin/Odoms 3
1976	Armstrong 39	Moses 498	Moses 19.9	Moses 7
1977	Odoms 37	Moses 539	Moses 20.0	Moses 4
1978	Odoms 54	Odoms 829	Moses 20.1	Odoms 6
1979	Upchurch 64	Moses 943	Moses 17.5	Upchurch 7
1980	Jensen 49	Moses 674	Moses 17.7	Odoms 6
1981	Watson 60	Watson 1,244	Watson 20.7	Watson 13
1982	Parros 37	Watson 555	Upchurch 15.7	Upchurch 3
1983	Watson 59	Watson 1,133	Watson 19.2	Watson 5
1984	Watson 69	Watson 1,170	Watson 17.0	Watson 7
1985	Watson 61	Watson 915	Sampson 16.6	Watson 5
1986	Willhite 64	Jackson 738	Jackson 19.4	Winder 5
1987	V. Johnson 42	V. Johnson 684	Nattiel 20.3	V. Johnson 7
1988	V. Johnson 68	V. Johnson 896	Jackson 18.5	Jackson 6
1989	V. Johnson 76	V. Johnson 1,095	Young 18.3	V. Johnson 7
1990	Jackson 57	Jackson 926	Jackson 16.2	Jackson/Young 4
1991	Young 44	Young 629	Jackson 18.3	V. Johnson 3
1992	Sharpe 53	Jackson 745	Marshall 19.0	Jackson 8
1993	Sharpe 81	Sharpe 995	Russell 16.3	Sharpe 9
1994	Sharpe 87	Miller 1,107	Miller 18.5	Miller 5
1995	Sharpe 63	Miller 1,079	Miller 18.3	**Miller 14**
1996	Sharpe 80	Sharpe 1,062	Sharpe 13.3	Sharpe 10
1997	Sharpe 72	R. Smith 1,180	R. Smith 16.9	R. Smith 12
1998	R. Smith 86	R. Smith 1,222	McCaffrey 16.5	McCaffrey/Sharpe 10
1999	R. Smith 79	R. Smith 1,020	Chamberlain 15.3	McCaffrey 7
2000	McCaffrey 101	**R. Smith 1,602**	R. Smith 16.0	McCaffrey 9
2001	**R. Smith 113**	R. Smith 1,343	R. Smith 11.9	R. Smith 11
2002	R. Smith 89	R. Smith 1,027	Lelie 15.0	R. Smith 5
2003	R. Smith 74	R. Smith 845	Lelie 17.0	Sharpe 8
2004	R. Smith 79	R. Smith 1,144	Lelie 20.1	Lelie/R. Smith 7
2005	R. Smith 85	R. Smith 1,105	Lelie 18.3	R. Smith 6
2006	Walker 69	Walker 1,084	Walker 15.7	Walker 8
2007	Marshall 102	Marshall 1,325	Stokley 15.9	Marshall 7
2008	Marshall 104	Marshall 1,265	Scheffler 16.1	Marshall 6
2009	Marshall 101	Marshall 1,120	Gaffney 13.6	Marshall 10
2010	Lloyd 77	Lloyd 1,448	Lloyd 18.8	Lloyd 11

INTERCEPTIONS

	INTERCEPTIONS	YARDS	TOUCHDOWNS
1960	**Gonsoulin 11**	Gonsoulin 98	Pyeatt/Yelverton 1
1961	Nugent 7	McNamara 85	None 0
1962	Gonsoulin 7	Zeman 133	Four Players^ 1
1963	Gonsoulin 6	Gonsoulin 64	Gonsoulin 1
1964	Brown 9	Brown 140	Janik 1
1965	Gonsoulin 6	Wilson 118	Bramlett/Griffin/Wilson 1
1966	Brown/Sellers 3	Brown 37	None 0
1967	Sellers 7	Wilson 153	**Wilson 2**
1968	Jaquess 5	Jaquess 64	None 0
1969	Thompson 3	Thompson 92	Burrell/Thompson 1
1970	Martha 6	Martha 99	None 0
1971	Thompson 5	Thompson 83	Forsberg 1
1972	Mitchell 3	Preece 30	None 0
1973	Jones 4	Thompson 96	Mitchell/Thompson 1
1974	Jones/Thompson 5	Thompson 105	Thompson 1
1975	Gradishar 3	Thompson 97	Gradishar 1
1976	Jackson 7	Jackson 136	**Rowser 2**
1977	Thompson 5	Wright 128	T. Jackson/Wright 1
1978	B. Jackson/Foley 6	B. Jackson 128	T. Jackson 1
1979	Foley 6	Thompson 57	None 0
1980	Foley 4	Foley 115	Gradishar/Latimer 1
1981	Foley 5	Foley 81	None 0
1982	Kyle 3	Smith 29	None 0
1983	Wright 6	Harden 127	None 0
1984	Foley/Harden 6	Mecklenburg 105	Foley/Harden/Robbins/Woodard 1
1985	Harden/L. Wright 5	Harden 100	Harden 1
1986	Harden 6	**Harden 179**	**Harden 2**
1987	Harden 4	Clark 105	Haynes/Hunley 1
1988	Harden 4	Robbins 66	None 0
1989	Braxton 6	Braxton 103	Braxton/Robbins 1
1990	Three Players* 2	Henderson 71	Henderson 1
1991	Atwater/D. Smith 5	Atwater 104	Braxton/Dimry 1
1992	Henderson/D. Smith 4	Henderson 79	Henderson 1
1993	Smith/Braxton 3	Atwater 81	Croel 1
1994	Crockett/Hilliard/R. Jones 2	Atwater 24	None 0
1995	Atwater 3	Atwater 54	None 0
1996	Braxton 9	Braxton 128	Braxton 1
1997	Braxton/Crockett/Gordon 4	Braxton 113	Five Players# 1
1998	Gordon 4	Gordon 125	Crockett/Gordon 1
1999	James 5	James 59	Romanowski 1
2000	Buckley 6	Buckley 110	**Spencer 2**
2001	O'Neal 9	O'Neal 115	Walker 1
2002	O'Neal 5	O'Neal 70	**O'Neal 2**
2003	K. Herndon 3	K. Herndon 19	Gold 1
2004	Bailey 3	Hayward 76	E. Johnson/Wilson 1
2005	Bailey 8	Bailey 139	**Bailey 2**
2006	Bailey 10	Bailey 162	Bailey/Da. Williams 1
2007	Bly 5	Bly 71	None 0
2008	Bly 2	Barrett 34	None 0
2009	Goodman 5	Goodman 65	None 0
2010	Bailey/Hill/Thompson 2	Hill 67	None 0

*Atwater, Henderson, Montgomery. ^Gonsoulin, McGeever, McMillin, Zeman.

#Atwater, Braxton, Gordon, Mobley, Traylor.

PUNT RETURNS

	PUNT RETURNS	YARDS	AVG. (min. 10)
1960	Carmichael 15	Carmichael 101	Carmichael 6.7
1961	Frazier 18	Frazier 231	Frazier 12.8
1962	Mingo 7	Zeman 59	Zeman 11.8
1963	Mitchell 12	Mitchell 141	Mitchell 11.7
1964	Barry 16	Barry 149	Barry 9.3
1965	Barry 21	Barry 210	Barry 10.0
1966	Haynes 10	Haynes 119	Haynes 11.9
1967	Little 16	Little 270	**Little 16.9**
1968	Little 24	Little 261	Little 10.9
1969	Thompson 25	Thompson 288	Thompson 11.5
1970	Thompson 23	Thompson 233	Thompson 10.1
1971	Thompson 29	Thompson 274	Thompson 9.4
1972	Sherman 10	Sherman 89	Sherman 8.9
1973	Thompson 30	Thompson 366	Thompson 12.2
1974	Thompson 26	Thompson 350	Thompson 13.5
1975	Upchurch 27	Upchurch 312	Thompson 12.2
1976	Upchurch 39	Upchurch 536	Upchurch 13.7
1977	**Upchurch 51**	**Upchurch 653**	Upchurch 12.8
1978	Upchurch 36	Upchurch 493	Upchurch 13.7
1979	Upchurch 30	Upchurch 304	Upchurch 10.1
1980	Upchurch 37	Upchurch 353	Upchurch 9.5
1981	Manning 41	Manning 378	Manning 9.2
1982	Upchurch 15	Upchurch 242	Upchurch 16.1
1983	Thomas 33	Thomas 368	Thomas 11.2
1984	Willhite/Thomas 20	Willhite 200	Willhite 10.0
1985	V. Johnson 30	V. Johnson 260	Willhite 10.6
1986	Willhite 42	Willhite 468	Willhite 11.1
1987	Clark 18	Clark 233	Clark 12.9
1988	Nattiel 22	Nattiel 218	Nattiel 9.9
1989	K. Bell 21	K. Bell 143	V. Johnson 9.8
1990	Clark 21	Clark 159	V. Johnson 8.4
1991	V. Johnson 24	V. Johnson 174	V. Johnson 7.3
1992	Marshall 33	Marshall 349	Marshall 10.6
1993	Milburn 40	Milburn 425	Milburn 10.6
1994	Milburn 41	Milburn 379	Milburn 9.2
1995	Milburn 31	Milburn 354	Milburn 11.4
1996	Kinchen 26	Kinchen 300	R. Smith 12.3
1997	Gordon 40	Gordon 543	Gordon 13.6
1998	Gordon 34	Gordon 379	Gordon 11.1
1999	Watson 44	Watson 334	Watson 7.6
2000	O'Neal 34	O'Neal 354	O'Neal 10.4
2001	O'Neal 31	O'Neal 405	O'Neal 13.1
2002	O'Neal 30	O'Neal 251	O'Neal 8.4
2003	O'Neal 33	O'Neal 315	O'Neal 9.5
2004	R. Smith 22	R. Smith 223	R. Smith 10.1
2005	Da. Williams 17	Da. Williams 148	Da. Williams 8.7
2006	Da. Williams 25	Da. Williams 206	Da. Williams 8.2
2007	Martinez 14	Martinez 157	Martinez 11.2
2008	Royal 14	Royal 140	Royal 10.0
2009	Royal 30	Royal 335	Royal 11.2
2010	Royal 25	Royal 298	Royal 11.9

KICKOFF RETURNS

	KICKOFF RETURNS	YARDS	AVG. (min. 14)
1960	Carmichael 22	Carmichael 581	Carmichael 26.4
1961	Frazier 18	Frazier 504	Frazier 28.0
1962	Frazier 19	Frazier 388	Frazier 20.4
1963	Mitchell 37	Mitchell 954	Mitchell 25.7
1964	Barry 47	Barry 1,245	Barry 26.5
1965	Haynes 34	Haynes 901	Haynes 26.5
1966	Sellers 19	Sellers 541	Sellers 28.5
1967	Little 35	Little 942	Little 26.9
1968	Little 26	Little 649	Little 25.0
1969	Williams 23	Williams 574	**Thompson 28.5**
1970	Anderson 21	Anderson 520	Anderson 24.8
1971	Anderson 8	Little 199	Little 28.3
1972	Montgomery 29	Montgomery 756	Montgomery 26.1
1973	Armstrong 20	Armstrong 472	Armstrong 23.6
1974	Armstrong 16	Armstrong 386	Armstrong 24.1
1975	Upchurch 40	Upchurch 1,084	Upchurch 27.1
1976	Upchurch 22	Upchurch 514	Perrin 27.9
1977	Upchurch 20	Upchurch 456	Upchurch 22.8
1978	Perrin 12	Perrin 256	Perrin 21.3
1979	Pane 18	Pane 354	Pane 19.7
1980	Brunson 40	Brunson 923	Brunson 23.1
1981	Manning 26	Manning 514	Manning 19.8
1982	Willhite 17	Manning 346	Manning 23.1
1983	Thomas 28	Thomas 573	Thomas 20.5
1984	Lang 19	Lang 404	Lang 21.3
1985	V. Johnson 30	V. Johnson 740	V. Johnson 24.7
1986	K. Bell 23	K. Bell 531	K. Bell 23.1
1987	K. Bell 15	K. Bell 323	K. Bell 21.5
1988	K. Bell 36	K. Bell 762	K. Bell 21.2
1989	K. Bell 30	K. Bell 602	K. Bell 20.1
1990	Clark 20	Clark 505	Clark 25.3
1991	Montgomery 26	Montgomery 488	Montgomery 18.8
1992	Montgomery 21	Montgomery 466	Montgomery 22.2
1993	Russell 18	Russell 374	Russell 20.8
1994	Milburn 37	Milburn 793	By'not'e 22.7
1995	Milburn 47	**Milburn 1,269**	Milburn 27.0
1996	Hebron 45	Hebron 1,099	Hebron 24.4
1997	Hebron 43	Hebron 1,009	Hebron 23.5
1998	Hebron 46	Hebron 1,216	Hebron 26.4
1999	**Watson 48**	Watson 1,138	Watson 23.7
2000	O'Neal 46	O'Neal 1,102	O'Neal 24.0
2001	**Cole 48**	Cole 1,127	Kasper 26.6
2002	Droughns 20	Droughns 516	Kasper 26.2
2003	Cole 30	Cole 714	Cole 23.8
2004	R. Alexander 19	R. Alexander 386	Droughns 24.6
2005	Da. Williams 18	Da. Williams 431	Da. Williams 23.9
2006	Clark 23	Clark 512	Morgan 24.9
2007	Hall 19	Hall 475	Hall 25.0
2008	Royal 23	Royal 600	Royal 26.1
2009	Royal 26	Royal 621	Royal 23.9
2010	Decker 22	Decker 556	Decker 25.3

SCORING

	TOUCHDOWNS	POINTS
1960	Taylor 12	Mingo 123
1961	Frazier/Stone 8	Frazier 50
1962	Scarpitto 6	Mingo 137
1963	Taylor 10	Mingo 83
1964	Taylor 7	Taylor 42
1965	Hayes/Gilchrist 7	Kroner 71
1966	Scarpitto 5	Kroner 62
1967	Denson 11	Denson 66
1968	Crabtree/Little/Denson 5	Howfield 57
1969	Denson 10	Howfield 75
1970	Crenshaw 6	Howfield 81
1971	Little 6	Turner 93
1972	Little 13	Turner 97
1973	Little 13	Turner 106
1974	Armstrong 12	Armstrong 72
1975	Five Players* 4	Turner 86
1976	Moses 7	Turner 81
1977	Five Players^ 4	Turner 76
1978	Odoms 6	Turner 64
1979	Upchurch 7	Turner 71
1980	Odoms 6	Steinfort 110
1981	Watson 13	Steinfort 87
1982	Upchurch 5	Karlis 48
1983	Watson 5	Karlis 96
1984	Watson 7	Karlis 101
1985	Winder 8	Karlis 110
1986	Winder 14	Karlis 104
1987	V. Johnson/Winder 7	Karlis 91
1988	Jackson/Sewell 6	Karlis 105
1989	Humphrey 8	Treadwell 120
1990	Humphrey 7	Treadwell 109
1991	Elway 6	Treadwell 112
1992	Jackson 8	Treadwell 88
1993	Sharpe 9	Elam 119
1994	L. Russell 9	Elam 119
1995	Miller 14	Elam 132
1996	Davis 15	Elam 109
1997	Davis 15	Elam 124
1998	**Davis 23**	**Davis 138**
1999	Gary/McCaffrey 7	Elam 116
2000	Anderson 15	Elam 103
2001	R. Smith 11	Elam 124
2002	Portis 17	Elam 120
2003	Portis 14	Elam 120
2004	Droughns 8	Elam 129
2005	Anderson 13	Elam 115
2006	Walker 9	Elam 115
2007	Marshall 7	Elam 114
2008	Hillis/Marshall 6	Prater 114
2009	Marshall 10	Prater 122
2010	Lloyd 11	Prater 76

*Keyworth, Dolbin, Little, Lynch, Odoms. ^Armstrong, Moses, Morton, Perrin, Upchurch.

FIELD GOALS AND PUNTING

	FIELD GOALS	PUNTING
1960	Mingo 18-28, .643	Herring 70-2,610, 37.3
1961	Hill 5-15, .333	Herring 80-3,149, 39.4
1962	Mingo 27-**39**, .692	Fraser 54-2,400, 44.4
1963	Mingo 16-30, .533	Fraser 78-3,595, 46.1
1964	Mingo 8-12, .667	Fraser 72-3,225, 44.7
1965	Kroner 13-29, .448	Scarpitto 67-2,833, 42.3
1966	Kroner 14-25, .560	Scarpitto 76-3,480, 45.8
1967	Humphreys 7-15, .467	Scarpitto **105-4,713**, 44.9
1968	Howfield 9-18, .500	Van Heusen 88-3,853, 43.8
1969	Howfield 13-29, .448	Hollomon 47-1,868, 39.7
1970	Howfield 18-32, .563	Van Heusen 87-3,732, 42.9
1971	Turner 25-38, .658	Van Heusen 76-3,176, 41.8
1972	Turner 20-29, .690	Van Heusen 60-2,408, 40.1
1973	Turner 22-33, .667	Van Heusen 69-3,114, 45.1
1974	Turner 11-21, .524	Van Heusen 75-3,024, 40.3
1975	Turner 21-28, .720	Van Heusen 63-2,515, 39.9
1976	Turner 15-21, .714	Weese 52-1,852, 35.6
1977	Turner 13-19, .684	Dilts 90-3,525, 39.2
1978	Turner 11-22, .500	Dilts 96-3,494, 36.4
1979	Turner 13-21, .619	Prestridge 89-3,555, 39.9
1980	Steinfort 26-34, .765	Prestridge 70-3,076, 43.9
1981	Steinfort 17-30, .567	Prestridge 86-3,478, 40.4
1982	Karlis 11-13, .846	Prestridge 45-2,026, 45.0
1983	Karlis 21-25, .840	Prestridge 87-3,620, 41.6
1984	Karlis 21-28, .750	Norman 96-3,850, 40.1
1985	Karlis 23-38, .605	Norman 92-3,764, 40.9
1986	Karlis 20-28, .715	Weil 34-1,344, 39.5
1987	Karlis 18-25, .720	Horan 44-1,807, 41.1
1988	Karlis 23-36, .639	Horan 65-2,861, 44.0
1989	Treadwell 27-33, .818	Horan 77-3,111, 40.4
1990	Treadwell 25-34, .735	Horan 58-2,575, 44.4
1991	Treadwell 27-36, .750	Horan 72-3,012, 41.8
1992	Treadwell 20-24, .833	Horan 37-1,681, 45.4
1993	Elam 26-35, .743	Rouen 67-3,017, 45.0
1994	Elam 30-37, .841	Rouen 76-3,258, 42.9
1995	Elam **31**-38, .816	Rouen 52-2,192, 42.2
1996	Elam 21-28, .750	Rouen 65-2,714, 41.8
1997	Elam 26-36, .722	Rouen 60-2,598, 43.3
1998	Elam 23-27, .852	Rouen 66-3,097, **46.9**
1999	Elam 29-36, .806	Rouen 84-3,908, 46.5
2000	Elam 18-24, .750	Rouen 61-2,455, 40.2
2001	Elam **31**-36, .861	Rouen 81-3,668, 45.3
2002	Elam 26-36, .722	Rouen 29-1,239, 42.7
2003	Elam 27-31, .871	Knorr 68-2,937, 43.2
2004	Elam 29-34, .853	Knorr 54-2,243, 41.5
2005	Elam 24-32, .750	Sauerbrun 72-3,157, 43.8
2006	Elam 27-29, **.931**	Ernster 80-3,338, 41.7
2007	Elam 27-31, .871	Sauerbrun 47-2,220, 46.8
2008	Prater 25-34, .735	Kern 46-2,150, 46.7
2009	Prater 30-35, .857	Berger 51-2,142, 42.0
2010	Prater 16-18, .889	Colquitt 86-3,835, 44.6

SACKS AND TACKLES

	QUARTERBACK SACKS	TOTAL TACKLES
1970	P. Smith 11.5	Forsberg 99
1971	P. Smith 12.0	Forsberg 98
1972	Alzado 10.5	Alzado/Graham 91
1973	P. Smith 11.0	P. Smith 106
1974	Alzado 13.0	T. Jackson 116
1975	Alzado 7.0	Gradishar 177
1976	Chavous 8.0	Gradishar 198
1977	Alzado 8.0	Gradishar 219
1978	Alzado 9.0	**Gradishar 286**
1979	Manor 6.5	Gradishar 235
1980	R. Jones 11.5	Gradishar 250
1981	R. Jones 9.5	Gradishar 258
1982	Chavous 5.0	Gradishar 151
1983	T. Jackson 5.5	Gradishar 224
1984	R. Jones 11.0	Busick 195
1985	Mecklenburg 13.0	Harden 82
1986	R. Jones 13.5	Hunley 164
1987	R. Jones 7.0	Ryan 125
1988	Fletcher 9.0	Kragen 140
1989	Fletcher 12.0	Mecklenburg 143
1990	Fletcher 11.0	Brooks 175
1991	Fletcher 13.5	Brooks 153
1992	Fletcher 16.0	Brooks 167
1993	Fletcher 13.5	Atwater 141
1994	Fletcher 7.0	Alexander 172
1995	Perry 6.0	Atwater 148
1996	A. Williams 13.0	Romanowski 128
1997	Tanuvasa/N. Smith/A. Williams 8.5	Mobley 162
1998	Pryce/Tanuvasa 8.5	Mobley 132
1999	Pryce 13.0	Cadrez 97
2000	Pryce 12.0	Mobley 133
2001	Pryce/Romanowski 7.0	Mobley 133
2002	Pryce 9.0	Wilson 199
2003	Berry 11.5	Wilson 128
2004	Hayward 10.5	D.J. Williams 114
2005	Ekuban/Lynch/Pryce 4.0	Gold 106
2006	Dumervil 8.5	Wilson 113
2007	Dumervil 12.5	D.J. Williams 170
2008	Dumervil/Ekuban 5.0	Winborn 117
2009	**Dumervil 17.0**	D.J. Williams 122
2010	D.J. Williams 5.5	D.J. Williams 119

Broncos All-Time Service Records (Regular Season)

Most Seasons with Denver

16 John Elway, 1983-98
15 Jason Elam, 1993-2007
Tom Nalen, 1994-2008
14 Tom Jackson, 1973-86
Dennis Smith, 1981-94
13 Barney Chavous, 1973-85
Paul Howard, 1973-75, '77-86
Ken Lanier, 1981-92, '94
Rod Smith, 1995-2007
Bill Thompson, 1969-81
12 Tyrone Braxton, 1987-93, '95-99
Billy Bryan, 1977-88
Dwayne Carswell, 1994-2005
Rubin Carter, 1975-86
Karl Mecklenburg, 1983-94
Riley Odoms, 1972-83
Shannon Sharpe, 1990-99, 2002-03
Louis Wright, 1975-86

Most Games Played with Denver

236 Jason Elam, 1993-2007
234 John Elway, 1983-98
194 Tom Nalen, 1994-2008
191 Tom Jackson, 1973-86
187 Paul Howard, 1973-75, '77-86
184 Dennis Smith, 1981-94
183 Rod Smith, 1995-2007
182 Barney Chavous, 1973-85
180 Karl Mecklenburg, 1983-94
179 Bill Thompson, 1969-81

Most Consecutive Games Played with Denver

172 Simon Fletcher
(1st in '85 through 16th in '95)
166 Ken Lanier
(13th in '81 through 16th in '92)
156 Bill Thompson
(1st in '71 through 16th in '81)

Most Consecutive Games Started with Denver

156 Bill Thompson
(1st in '71 through 16th in '81)
140 Simon Fletcher
(1st in '87 through 16th in '95)
131 Ken Lanier
(9th in '84 through 16th in '92)

Most Games Started with Denver

231 John Elway, 1983-98
188 Tom Nalen, 1994-2008
178 Bill Thompson, 1969-81
177 Barney Chavous, 1973-85
Tom Jackson, 1973-86
170 Dennis Smith, 1981-94
165 Ken Lanier, 1981-92, '94
163 Louis Wright, 1975-86
158 Rod Smith, 1995-2007
155 Steve Atwater, 1989-98

BRONCOS ALL-TIME RECORDS

INDIVIDUAL RECORDS — OFFENSE

TOTAL OFFENSE

MOST YARDS TOTAL OFFENSE (COMBINED RUSHING AND PASSING YARDS)

Career
54,882 John Elway, 1983-98 (3,407/51,475)
12,301 Jake Plummer, 2003-06 (670/11,631)
12,279 Brian Griese, 1998-2002 (516/11,763)
12,155 Craig Morton, 1977-82 (260/11,895)
9,447 Jay Cutler, 2006-08 (423/9,024)
7,651 Frank Tripucka, 1960-63 (-25/7,676)
7,624 Kyle Orton, 2009-10 (169/7,455)
7,607 Terrell Davis, 1995-2002 (7,607/0)
7,252 Charley Johnson, 1972-75 (14/7,238)
6,437 Steve Ramsey, 1971-76 (-108/6,545)

Season
4,726 Jay Cutler, 2008 (200/4,526)
4,291 Jake Plummer, 2004 (202/4,089)
4,183 John Elway, 1993 (153/4,030)
4,146 John Elway, 1995 (176/3,970)
4,144 John Elway, 1985 (253/3,891)
3,873 Kyle Orton, 2009 (71/3,802)
3,853 John Elway, 1997 (218/3,635)
3,784 John Elway, 1990 (258/3,526)
3,751 Kyle Orton, 2010 (98/3,653)
3,742 John Elway, 1986 (257/3,485)

Game
504 Plummer, vs. Atlanta, 10/31/04 (5/499)
487 Orton, vs. Indianapolis, 9/26/10 (11/476)
476 Cutler, at Cleveland, 11/6/08 (29/447)
458 Frerotte, vs. San Diego, 11/19/00 (-4/462)
447 Orton, vs. Kansas City, 1/3/10 (16/431)
Tripucka, at Buffalo, 9/15/62 (0/447)
445 C. Johnson, vs. Kansas City, 11/24/74 (0/445)
432 Elway, at Seattle, 12/20/85 (0/432)
405 Elway, vs. Kansas City, 12/6/98 (5/400)
399 Elway, vs. Atlanta, 11/20/94 (17/382)

MOST YARDS TOTAL OFFENSE BY A ROOKIE (COMBINED RUSHING AND PASSING YARDS)

Season
1,897 Marlin Briscoe, 1968 (308/1,589)
1,816 Mickey Slaughter, 1963 (127/1,689)
1,809 John Elway, 1983 (146/1,663)
1,508 Clinton Portis, 2002 (1,508/0)
1,487 Mike Anderson, 2000 (1,487/0)

Game
368 Elway, vs. Baltimore, 12/11/83 (23/345)
335 Tebow, vs. Houston, 12/26/10 (27/308)
333 Briscoe, vs. Buffalo, 11/24/68 (0/333)
313 Choboian, vs. Miami, 12/4/66 (40/273)
305 Briscoe, at San Diego, 10/20/68 (68/237)

MOST TOTAL YARDS FROM SCRIMMAGE (RUSHING AND RECEIVING)

Career
11,737 Rod Smith, 1995-2007 (348/11,389)
8,887 Terrell Davis, 1995-2002 (7,607/1,280)
8,741 Floyd Little, 1967-75 (6,323/2,418)
8,448 Shannon Sharpe, 1990-99, '02-03 (9/8,439)
6,892 Lionel Taylor, 1960-66 (20/6,872)
6,729 Sammy Winder, 1982-90 (5,427/1,302)
6,221 Ed McCaffrey, 1995-2003 (21/6,200)
6,131 Steve Watson, 1979-87 (19/6,112)
5,966 Riley Odoms, 1972-83 (211/5,755)
5,755 Otis Armstrong, 1973-80 (4,453/1,302)

Season
2,225 Terrell Davis, 1998 (2,008/217)
2,037 Terrell Davis, 1997 (1,750/287)
1,905 Clinton Portis, 2003 (1,591/314)
1,872 Clinton Portis, 2002 (1,508/364)
1,848 Terrell Davis, 1996 (1,538/310)
1,812 Otis Armstrong, 1974 (1,407/405)
1,701 Rod Smith, 2000 (99/1,601)
1,656 Mike Anderson, 2000 (1,487/169)
1,484 Terrell Davis, 1995 (1,117/367)
1,481 Reuben Droughns, 2004 (1,240/241)

Game
256 Anderson, at New Orleans, 12/3/00 (251/5)
254 Portis, vs. Kansas City, 12/7/03 (218/36)
246 Portis, vs. Arizona, 12/29/02 (228/18)
236 Davis, at Buffalo, 10/26/97 (207/29) (OT)
Little, vs. Buffalo, 11/24/68 (71/165)
228 Davis, vs. Cincinnati, 9/21/97 (215/13)
220 Portis, at Kansas City, 10/5/03 (141/79)
217 Armstrong, vs. Pittsburgh, 9/22/74 (131/86) (OT)
214 R. Smith, vs. Atlanta, 10/31/04 (6/208)
Sharpe, at Kansas City, 10/20/02 (0/214) (OT)
Davis, at San Diego, 11/30/97 (178/36)

MOST TOTAL YARDS FROM SCRIMMAGE BY A ROOKIE (RUSHING AND RECEIVING)

Season
1,872 Clinton Portis, 2002 (1,508/364)
1,656 Mike Anderson, 2000 (1,487/169)
1,484 Terrell Davis, 1995 (1,117/367)
1,318 Olandis Gary, 1999 (1,159/159)
1,307 Bobby Humphrey, 1989 (1,151/156)

Game
256 Anderson, at New Orleans, 12/3/00 (251/5)
246 Portis, vs. Arizona, 12/29/02 (228/18)
209 Anderson, at Seattle, 11/26/00 (195/14)
205 Portis, vs. Kansas City, 12/15/02 (130/75)
199 Gary, vs. Seattle, 12/19/99 (183/16)

MOST COMBINED YARDAGE (RUSHING/RECEIVING/RETURNS)

Career
12,488 Rod Smith, 1995-2007 (348/11,389/751)
12,173 Floyd Little, 1967-75 (6,323/2,418/3,432)
10,081 Rick Upchurch, 1975-83 (349/4,369/5,363)
8,880 Terrell Davis, 1995-2002 (7,607/1,280/-7)
8,448 Shannon Sharpe, 1990-99, '02-03 (9/8,439/0)
7,455 Vance Johnson, 1985-93, '95 (44/5,695/1,716)
6,895 Lionel Taylor, 1960-66 (20/6,872/3)
6,786 Sammy Winder, 1982-90 (5,427/1,302/57)
6,634 Otis Armstrong, 1973-80 (4,453/1,302/879)
6,221 Ed McCaffrey, 1995-2003 (21/6,200/0)

Season
2,225 Terrell Davis, 1998 (2,008/217/0)
2,198 Otis Armstrong, 1974 (1,407/405/386)
2,080 Glyn Milburn, 1995 (266/191/1,623)
2,037 Terrell Davis, 1997 (1,750/287/0)
1,929 Rick Upchurch, 1975 (97/436/1,396)
1,922 Glyn Milburn, 1994 (201/549/1,172)
1,905 Clinton Portis, 2003 (1,591/314/0)
1,872 Clinton Portis, 2002 (1,508/364/0)
1,848 Terrell Davis, 1996 (1,538/310/0)
1,829 Eddie Royal, 2008 (109/980/740)

Game
*404 Milburn, vs. Seattle, 12/10/95 (131/45/228)
295 Little, vs. Buffalo, 11/24/68 (71/165/59)
290 Swanson, at Kansas City, 10/18/87 (0/87/203)
289 Armstrong, vs. Pittsburgh, 9/22/74 (131/86/72)
284 Upchurch, vs. Kansas City, 9/21/75 (13/153/118)
271 Frazier, vs. Oakland, 10/15/61 (27/166/78)
256 Anderson, at New Orleans, 12/3/00 (251/5/0)
254 Portis, vs. Kansas City, 12/7/03 (218/36/0)
249 Royal, vs. Miami, 11/2/08 (0/69/180)
Haynes, at Kansas City, 12/19/65 (53/82/114)

* - NFL Record

INDIVIDUAL RECORDS — OFFENSE / RUSHING

MOST COMBINED YARDAGE BY A ROOKIE (RUSHING/RECEIVING/RETURNS)

Season
1,929 Rick Upchurch, 1975 (97/436/1,396)
1,872 Clinton Portis, 2002 (1,508/364/0)
1,829 Eddie Royal, 2008 (109/980/740)
1,757 Vance Johnson, 1985 (36/721/1,000)
1,656 Mike Anderson, 2000 (1,487/169/0)

Game
284 Upchurch, vs. Kansas City, 9/21/75 (13/153/118)
256 Anderson, at New Orleans, 12/3/00 (251/5/0)
249 Royal, vs. Miami, 11/2/08 (0/69/180)
246 Portis, vs. Arizona, 12/29/02 (228/18/0)
240 Upchurch, vs. Oakland, 11/2/75 (17/76/147)

RUSHING

MOST ATTEMPTS

Career
1,655 Terrell Davis, 1995-2002
1,641 Floyd Little, 1967-75
1,495 Sammy Winder, 1982-90
1,023 Otis Armstrong, 1973-80
865 Mike Anderson, 2000-05
774 John Elway, 1983-98
699 Jon Keyworth, 1974-80
593 Bobby Humphrey, 1989-91
563 Clinton Portis, 2002-03
525 Tatum Bell, 2004-06, '08

Season
392 Terrell Davis, 1998
369 Terrell Davis, 1997
345 Terrell Davis, 1996
297 Mike Anderson, 2000
296 Sammy Winder, 1984
294 Bobby Humphrey, 1989
290 Clinton Portis, 2003
288 Bobby Humphrey, 1990
284 Floyd Little, 1971
276 Olandis Gary, 1999

Game
42 Davis, at Buffalo, 10/26/97 (OT)
38 Droughns, at Oakland, 10/17/04
Portis, vs. Cleveland, 12/14/03 (OT)
37 Anderson, at New Orleans, 12/3/00
Gary, vs. Green Bay, 10/17/99
34 Portis, at Oakland, 11/30/03
Davis, at Kansas City, 11/16/97
Humphrey, at Buffalo, 9/30/90
Winder, at L.A. Raiders, 10/28/84 (OT)
33 Anderson, at Dallas, 11/22/01
Davis, vs. San Diego, 11/11/01
Davis, at N.Y. Jets, 11/5/00

MOST ATTEMPTS BY A ROOKIE

Season
297 Mike Anderson, 2000
294 Bobby Humphrey, 1989
276 Olandis Gary, 1999
273 Clinton Portis, 2002
247 Knowshon Moreno, 2009

Game
37 Anderson, at New Orleans, 12/3/00
Gary, vs. Green Bay, 10/17/99
32 Anderson, at Oakland, 9/17/00
31 Anderson, vs. Atlanta, 9/10/00
Humphrey, at L.A. Raiders, 12/3/89
Humphrey, at Washington, 11/20/89

MOST RUSHING YARDS

Career
7,607 Terrell Davis, 1995-2002
6,323 Floyd Little, 1967-75
5,427 Sammy Winder, 1982-90
4,453 Otis Armstrong, 1973-80
3,822 Mike Anderson, 2000-05
3,407 John Elway, 1983-98
3,099 Clinton Portis, 2002-03
2,653 Jon Keyworth, 1974-80
2,591 Tatum Bell, 2004-06, '08
2,386 Bobby Humphrey, 1989-91

Season
2,008 Terrell Davis, 1998
1,750 Terrell Davis, 1997
1,591 Clinton Portis, 2003
1,538 Terrell Davis, 1996
1,508 Clinton Portis, 2002
1,487 Mike Anderson, 2000
1,407 Otis Armstrong, 1974
1,240 Reuben Droughns, 2004
1,202 Bobby Humphrey, 1990
1,159 Olandis Gary, 1999

Game
251 Anderson, at New Orleans, 12/3/00
228 Portis, vs. Arizona, 12/29/02
218 Portis, vs. Kansas City, 12/7/03
215 Davis, vs. Cincinnati, 9/21/97
208 Davis, at Seattle, 10/11/98
207 Davis, at Buffalo, 10/26/97 (OT)
195 Anderson, at Seattle, 11/26/00
194 Davis, vs. Baltimore, 10/20/96
193 Droughns, vs. Carolina, 10/10/04
191 Davis, vs. Dallas, 9/13/98

MOST RUSHING YARDS BY A ROOKIE

Season
1,508 Clinton Portis, 2002
1,487 Mike Anderson, 2000
1,159 Olandis Gary, 1999
1,151 Bobby Humphrey, 1989
1,117 Terrell Davis, 1995

Game
251 Anderson, at New Orleans, 12/3/00
228 Portis, vs. Arizona, 12/29/02
195 Anderson, at Seattle, 11/26/00
187 Anderson, at Oakland, 9/17/00
185 Gary, at Detroit, 12/25/99

HIGHEST RUSHING AVERAGE

Career (min. 100 carries)
5.50 Clinton Portis, 2002-03 (563-3,099)
5.35 Correll Buckhalter, 2009 (120-642)
5.13 Selvin Young, 2007-08 (201-1,032)
4.94 Tatum Bell, 2004-06, '08 (525-2,591)
4.81 Vaughn Hebron, 1996-98 (107-515)
4.60 Terrell Davis, 1995-2002 (1,655-7,607)
4.44 Gerald Willhite, 1982-88 (380-1,688)
4.44 Reuben Droughns, 2002-04 (285-1,265)
4.42 Mike Anderson, 2000-05 (865-3,822)
4.40 John Elway, 1983-98 (774-3,407)

Season (min. 100 carries)
5.52 Clinton Portis, 2002 (273-1,508)
5.49 Clinton Portis, 2003 (290-1,591)
5.35 Correll Buckhalter, 2009 (120-642)
5.35 Otis Armstrong, 1974 (263-1,407)
5.32 Tatum Bell, 2005 (173-921)
5.21 Selvin Young, 2007 (140-729)
5.12 Terrell Davis, 1998 (392-2,008)
5.01 Mike Anderson, 2000 (297-1,487)
4.99 Floyd Little, 1969 (146-729)
4.74 Terrell Davis, 1997 (369-1,750)

Individual Records — Rushing / Passing

Highest Rushing Average, cont.

Game (min. 8 rushes)
12.25 Green, vs. Houston, 10/18/92 (8-98)
11.79 Portis, vs. Chicago, 11/23/03 (14-165)
11.00 Rolle, vs. Oakland, 10/2/60 (9-99)
10.75 T. Bell, at San Diego, 12/28/08 (8-86)
Portis, at San Diego, 9/14/03 (12-129)
10.58 T. Bell, vs. Washington, 10/9/05 (12-127)
10.38 Joe, at Boston, 10/18/63 (8-83)
10.33 Dawkins, at Kansas City, 10/7/73 (9-93)
10.13 Young, at Indianapolis, 9/30/07 (8-81)
10.00 Weese, at Chicago, 12/12/76 (12-120)

Highest Rushing Average by a Rookie

Season (min. 100 carries)
5.52 Clinton Portis, 2002 (273-1,508)
5.21 Selvin Young, 2007 (140-729)
5.01 Mike Anderson, 2000 (297-1,487)
4.71 Terrell Davis, 1995 (237-1,117)
4.31 Mike Bell, 2006 (157-677)

Game (min. 8 rushes)
10.38 Joe, at Boston, 10/18/63 (8-83)
10.13 Young, at Indianapolis, 9/30/07 (8-81)
9.87 Keyworth, at Oakland, 11/24/74 (15-148)
9.75 Tebow, at Oakland, 12/9/07 (8-78)
9.50 Portis, vs. Arizona, 12/29/02 (24-228)

Most Rushing Touchdowns

Career
60 Terrell Davis, 1995-2002
43 Floyd Little, 1967-75
39 Sammy Winder, 1982-90
36 Mike Anderson, 2000-05
33 John Elway, 1983-98
29 Clinton Portis, 2002-03
25 Otis Armstrong, 1973-80
22 Jon Keyworth, 1973-80
17 Gerald Willhite, 1982-88
15 Tatum Bell, 2004-06, '08

Season
21 Terrell Davis, 1998
15 Clinton Portis, 2002
Mike Anderson, 2000
Terrell Davis, 1997
14 Clinton Portis, 2003
13 Terrell Davis, 1996
12 Mike Anderson, 2005
Floyd Little, 1973
10 Jon Keyworth, 1974
9 Leonard Russell, 1994; Sammy Winder, 1986; Otis Armstrong, 1974; Floyd Little, 1972

Game
5 Portis, vs. Kansas City, 12/7/03
4 Anderson, at New Orleans, 12/3/00
3 11 times (last: T. Bell, at San Diego, 12/31/05)

Most Rushing Touchdowns by a Rookie

Season
15 Clinton Portis, 2002
Mike Anderson, 2000
10 Jon Keyworth, 1974
8 Mike Bell, 2006
7 Knowshon Moreno, 2009
Olandis Gary, 1999
Terrell Davis, 1995
Bobby Humphrey, 1989

Game
4 Anderson, at New Orleans, 12/3/00
3 Portis, vs. Kansas City, 12/15/02
Keyworth, vs. Kansas City, 11/18/74
2 26 times (last: Moreno, vs. Kansas City, 1/3/10)

Most Consecutive Games Scoring by Rush

8 Terrell Davis, 1998
6 Terrell Davis, 1997-98 (last four, first two)
5 Mike Anderson, 2005
Terrell Davis, 1997
Sammy Winder, 1985

Longest Scoring Run

82 Gene Mingo, vs. Oakland, 10/5/62
80 Mike Anderson, at Seattle, 11/26/00
Floyd Little, at San Francisco, 10/25/70
72 Javon Walker, at Pittsburgh, 11/5/06
Joe Dawkins, at Kansas City, 10/7/73
71 Terrell Davis, vs. Baltimore, 10/20/96
68 Billy Joe, at Boston, 10/18/63
67 Tatum Bell, vs. Philadelphia, 10/30/05
Gaston Green, vs. Houston, 10/18/92
66 Billy Van Heusen, vs Houston, 9/17/72

Longest Scoring Run by a Rookie

80 Mike Anderson, at Seattle, 11/26/00
68 Billy Joe, at Boston, 10/18/63
60 Terrell Davis, at Houston, 11/26/95
51 Clinton Portis, vs. Kansas City, 12/15/02
45 Olandis Gary, at Detroit, 12/25/99
Fred Bukaty, vs. Buffalo, 11/19/61

Longest Non-Scoring Run

71 Eddie Royal, vs. Buffalo, 12/21/08
Olandis Gary, vs. Seattle, 12/19/99
70 Terrell Davis, at Seattle, 10/11/98
68 Tatum Bell, vs. New England, 10/16/05
Henry Bell, vs. Los Angeles, 10/16/60
63 Jim Krieg, vs. San Diego, 12/10/72
Bob Scarpitto, at San Diego, 10/30/66
62 Lonnie Perrin, vs. Baltimore, 11/27/77
60 Olandis Gary, at New England, 10/24/99
59 Clinton Portis, vs. Chicago, 11/23/03
Clinton Portis, vs. Arizona, 12/29/02

Longest Non-Scoring Run by a Rookie

71 Eddie Royal, vs. Buffalo, 12/21/08
Olandis Gary, vs. Seattle, 12/19/99
68 Henry Bell, vs. Los Angeles, 10/16/60
63 Jim Krieg, vs. San Diego, 12/10/72

PASSING

Winning Percentage as a Starting Quarterback (min. 25 starts)

39-15 (.722) Jake Plummer, 2003-06
148-82-1 (.643) John Elway, 1983-98
41-23 (.641) Craig Morton, 1977-82
27-24 (.529) Brian Griese, 1998-2002
20-18-3 (.524) Charley Johnson, 1972-75
17-20 (.459) Jay Cutler, 2006-08
14-17 (.452) Steve Ramsey, 1971-76
11-18 (.379) Kyle Orton, 2009-10
13-25-1 (.346) Frank Tripucka, 1960-63
10-21-1 (.328) Steve Tensi, 1967-70

Most Passing Yards

Career
51,475 John Elway, 1983-98
11,895 Craig Morton, 1977-82
11,763 Brian Griese, 1998-2002
11,631 Jake Plummer, 2003-06
9,024 Jay Cutler, 2006-08
7,676 Frank Tripucka, 1960-63
7,455 Kyle Orton, 2009-10
7,238 Charley Johnson, 1972-75
6,437 Steve Ramsey, 1971-76
5,153 Steve Tensi, 1967-70

Season
4,526 Jay Cutler, 2008
4,089 Jake Plummer, 2004
4,030 John Elway, 1993
3,970 John Elway, 1995
3,891 John Elway, 1985
3,802 Kyle Orton, 2009
3,653 Kyle Orton, 2010
3,635 John Elway, 1997
3,526 John Elway, 1990
3,497 Jay Cutler, 2007

Individual Records — Passing

Most Passing Yards, cont.

Game
499 Plummer, vs. Atlanta, 10/31/04 (31-55)
476 Orton, vs. Indianapolis, 9/26/10 (37-57)
462 Frerotte, vs. San Diego, 11/19/00 (36-58)
447 Cutler, at Cleveland, 11/6/08 (24-42)
Tripucka, at Buffalo, 9/15/62 (29-56)
445 C. Johnson, vs. Kansas City, 11/18/74 (28-42)
432 Elway, at Seattle, 12/20/85 (24-42)
431 Orton, vs. Kansas City, 1/3/10 (32-56)
400 Elway, vs. Kansas City, 12/6/98 (22-32)
382 Elway, vs. Atlanta, 11/20/94 (27-42)

Most Passing Yards by a Rookie

Season
1,689 Mickey Slaughter, 1963
1,663 John Elway, 1983
1,589 Marlin Briscoe, 1968
1,110 Max Choboian, 1966
1,001 Jay Cutler, 2006

Game
345 Elway, vs. Baltimore, 12/11/83 (23-34)
335 Briscoe, vs. Buffalo, 11/24/68 (12-29)
308 Tebow, vs. Houston, 12/26/10 (16-29)
298 Slaughter, at Oakland, 12/15/63 (20-35)
284 Elway, vs. Cleveland, 12/4/83 (16-24)
275 Karcher, at Kansas City, 10-18-87 (25-39)

Most Attempts

Career
7,250 John Elway, 1983-98
1,678 Brian Griese, 1998-2002
1,596 Jake Plummer, 2003-06
1,594 Craig Morton, 1977-82
1,277 Frank Tripucka, 1960-63
1,220 Jay Cutler, 2006-08
1,039 Kyle Orton, 2009-10
970 Charley Johnson, 1972-75
919 Steve Ramsey, 1971-76
810 Steve Tensi, 1967-70

Season
616 Jay Cutler, 2008
605 John Elway, 1985
551 John Elway, 1993
542 John Elway, 1995
541 Kyle Orton, 2009
521 Jake Plummer, 2004
504 John Elway, 1986
502 John Elway, 1997
John Elway, 1990
498 Kyle Orton, 2010

Game
59 Elway, at Green Bay, 10/10/93
58 Frerotte, vs. San Diego, 11/19/00
57 Orton, vs. Indianapolis, 9/26/10
56 Orton, vs. Kansas City, 1/3/10
Tripucka, at Buffalo, 9/15/62
55 Plummer, vs. Atlanta, 10/31/04
53 Griese, at Baltimore, 9/30/02
Slaughter, at Houston, 12/20/64
52 Tripucka, at Houston, 11/20/60
Tripucka, vs. Houston, 11/6/60

Most Attempts by a Rookie

Season
259 John Elway, 1983
224 Marlin Briscoe, 1968
223 Mickey Slaughter, 1963
137 Jay Cutler, 2006
121 Tommy Maddox, 1992

Game
44 Elway, vs. Baltimore, 12/11/83
36 Tebow, vs. San Diego, 1/2/11
34 Elway, at Kansas City, 12/18/83
33 Elway, vs. Philadelphia, 9/18/83
32 Cutler, vs. San Francisco, 12/31/06 (OT)

Most Completions

Career
4,123 John Elway, 1983-98
1,044 Brian Griese, 1998-2002
944 Jake Plummer, 2003-06
907 Craig Morton, 1977-82
762 Jay Cutler, 2006-08
662 Frank Tripucka, 1960-63
629 Kyle Orton, 2009-10
517 Charley Johnson, 1972-75
456 Steve Ramsey, 1971-76
348 Steve Tensi, 1967-70

Season
384 Jay Cutler, 2008
348 John Elway, 1993
336 Kyle Orton, 2009
327 John Elway, 1985
316 John Elway, 1995
307 John Elway, 1994
303 Jake Plummer, 2004
297 Jay Cutler, 2007
294 John Elway, 1990
293 Kyle Orton, 2010

Game
37 Orton, vs. Indianapolis, 9/26/10
36 Cutler, vs. San Diego, 9/14/08
Frerotte, vs. San Diego, 11/19/00
Elway, vs. San Diego, 9/4/94
35 Orton, at Tennessee, 10/3/10
Orton, vs. New England, 10/11/09
Griese, at Baltimore, 9/30/02
34 Griese, vs. Oakland, 11/11/02
Slaughter, at Houston, 12/20/64
33 Cutler, at San Diego, 12/28/08
Elway, at Green Bay, 10/10/93

Most Completions by a Rookie

Season
123 John Elway, 1983
112 Mickey Slaughter, 1963
93 Marlin Briscoe, 1968
81 Jay Cutler, 2006
66 Tommy Maddox, 1992

Game
23 Elway, vs. Baltimore, 12/11/83
21 Cutler, vs. San Francisco, 12/31/06 (OT)
Cutler, at Arizona, 12/17/06
18 Maddox, at L.A. Raiders, 11/22/92
Elway, vs. Philadelphia, 9/18/83

Highest Completion Percentage

Career (min. 100 passes)
.626 Hugh Millen, 1994-95 (107-171)
.625 Jay Cutler, 2006-08 (762-1,220)
.622 Brian Griese, 1998-2002 (1,044-1,678)
.605 Kyle Orton, 2009-10 (629-1,039)
.600 Gus Frerotte, 2000-01 (168-280)
Bubby Brister, 1997-99 (96-160)
.591 Jake Plummer, 2003-06 (944-1,596)
.581 Gary Kubiak, 1983-91 (173-298)
.575 Steve DeBerg, 1981-83 (314-546)
.570 Norris Weese, 1976-79 (143-251)

Season (min. 50 passes)
.667 Brian Griese, 2002 (291-436)
.643 Brian Griese, 2000 (216-336)
.636 Jay Cutler, 2007 (297-467)
.632 Norris Weese, 1978 (55-87)
.632 John Elway, 1993 (348-551)
.626 Jake Plummer, 2003 (189-302)
.623 Jay Cutler, 2008 (384-616)
.623 Gary Kubiak, 1988 (43-69)
.621 John Elway, 1994 (307-494)
.621 Kyle Orton, 2009 (336-541)

Individual Records — Passing

Highest Completion Percentage, cont.

Game (min. 10 passes)

.944 Morton, vs. San Diego, 9/27/81 (17-18)
.917 Elway, at L.A. Raiders, 11/2/86 (11-12)
.864 Morton, vs. Kansas City, 12/20/78 (19-22)
.842 Elway, vs. Minnesota, 11/18/84 (16-19)
.833 Ramsey, vs. Cleveland, 10/19/75 (10-12)
.826 Millen, at San Francisco, 12/17/94 (19-23)
.824 Plummer, at Indianapolis, 12/21/03 (14-17)
.818 Elway, at Kansas City, 12/4/94 (18-22) (OT)
DeBerg, at Baltimore, 9/11/83 (9-11)
.808 Plummer, at Tennessee, 12/25/04 (21-26)

Highest Completion Percentage by a Rookie

Season (min. 50 passes)

.591 Jay Cutler, 2006 (81-137)
.540 Tommy Maddox, 1992 (66-121)
.502 Mickey Slaughter, 1963 (112-223)
.500 Tim Tebow, 2010 (41-82)
.475 John Elway, 1983 (123-259)

Most Touchdown Passes

Career

300 John Elway, 1983-98
74 Craig Morton, 1977-82
71 Jake Plummer, 2003-06
Brian Griese, 1998-2002
54 Jay Cutler, 2006-08
52 Charley Johnson, 1972-75
51 Frank Tripucka, 1960-63
41 Kyle Orton, 2009-10
38 Steve Tensi, 1967-70
35 Steve Ramsey, 1971-76

Season

27 Jake Plummer, 2004
John Elway, 1997
26 John Elway, 1996
John Elway, 1995
25 Jay Cutler, 2008
John Elway, 1993
24 Frank Tripucka, 1960
23 Brian Griese, 2001
22 John Elway, 1998
John Elway, 1985

Game

5 Frerotte, vs. San Diego, 11/19/00
Elway, vs. Minnesota, 11/18/84
Tripucka, vs. Buffalo, 10/28/62
4 23 times (last: Orton, vs. Kansas City, 11/14/10)

Most Touchdown Passes by a Rookie

Season

14 Marlin Briscoe, 1968
13 Mickey Slaughter, 1963
9 Jay Cutler, 2006
7 John Elway, 1983
5 Tim Tebow, 2010
Tommy Maddox, 1992

Game

4 Elway, vs. Baltimore, 12/11/83
Briscoe, vs. Buffalo, 11/24/68
3 Maddox, vs. Dallas, 12/6/92; Briscoe, vs. San Diego, 12/1/68; Briscoe, at San Diego, 10/20/68

Most Interceptions Thrown

Career

226 John Elway, 1983-98
85 Frank Tripucka, 1960-63
65 Craig Morton, 1977-82
58 Steve Ramsey, 1971-76
53 Brian Griese, 1998-2002
52 Charley Johnson, 1972-75
47 Jake Plummer, 2003-06
45 Steve Tensi, 1967-70
38 Mickey Slaughter, 1963-66
37 Jay Cutler, 2006-08

Season

34 Frank Tripucka, 1960
25 Frank Tripucka, 1962
23 John Elway, 1985
22 George Herring, 1961
21 Frank Tripucka, 1961
20 Jake Plummer, 2004
Jacky Lee, 1964
19 Brian Griese, 2001
John Elway, 1988
Craig Morton, 1979

Game

6 Horn, at Green Bay, 9/26/71
Herring, at Houston, 11/26/61
5 Nine times (last: Elway, vs. Kansas City, 12/14/85)

Most Interceptions Thrown by a Rookie

Season

15 Mickey Slaughter, 1963
14 John Elway, 1983
13 Marlin Briscoe, 1968
9 Tommy Maddox, 1992
5 Jay Cutler, 2006

Game

5 Slaughter, vs. Houston, 10/13/63
4 Five times (last: Maddox, vs. Dallas, 12/6/92)

Best Interception Avoidance Percentage

Career (min. 100 passes)

.018 Hugh Millen, 1994-95 (3-171)
.020 Kyle Orton, 2009-10 (21-1,039)
.029 Gus Frerotte, 2000-01 (8-280)
.029 Jake Plummer, 2003-06 (47-1,596)
.030 Jay Cutler, 2006-08 (37-1,220)
.031 John Elway, 1983-98 (226-7,250)
.032 Brian Griese, 1998-2002 (53-1,678)
.035 Ken Karcher, 1987-88 (4-114)
.038 Bubby Brister, 1997-99 (6-160)
.041 Craig Morton, 1977-82 (65-1,594)

Season (min. 50 passes)

.012 Brian Griese, 2000 (4-336)
.012 Chris Miller, 1999 (1-81)
.013 Gary Kubiak, 1984 (1-75)
.015 Jake Plummer, 2005 (7-456)
.018 Kyle Orton, 2010 (9-498)
.018 John Elway, 1993 (10-551)
.020 John Elway, 1994 (10-494)
.022 John Elway, 1997 (11-502)
.022 Kyle Orton, 2009 (12-541)
.023 Bubby Brister, 1998 (3-131)

Highest Average Gain Per Attempt

Career (min. 100 passes)

7.52 Norris Weese, 1976-79 (251-1,887)
7.46 Craig Morton, 1977-82 (1,594-11,895)
7.46 Charley Johnson, 1972-75 (970-7,238)
7.44 Gus Frerotte, 2000-01 (280-2,084)
7.40 Jay Cutler, 2006-08 (1,220-9,024)
7.30 Steve Beuerlein, 2002-03 (180-1,314)
7.29 Jake Plummer, 2003-06 (1,596-11,631)
7.18 Kyle Orton, 2009-10 (1,039-7,455)
7.12 George Shaw, 1962 (110-783)
7.10 John Elway, 1983-98 (7,250-51,475)
7.09 Marlin Briscoe, 1968 (224-1,589)

Season (min. 50 passes)

8.65 Jacky Lee, 1965 (80-692)
8.50 Craig Morton, 1981 (376-3,195)
8.31 Norris Weese, 1978 (87-723)
8.07 Charley Johnson, 1974 (244-1,969)
8.00 Brian Griese, 2000 (336-2,688)
7.98 Tim Tebow, 2010 (82-654)
7.91 Steve Beuerlein, 2002 (117-925)
7.88 John Elway, 1998 (356-2,806)
7.85 Jake Plummer, 2004 (521-4,089)
7.84 Steve Ramsey, 1974 (74-580)

Individual Records — Passing

Highest Average Gain Per Attempt, cont.

Game (min. 12 passes)

17.11 Morton, vs. San Diego, 9/27/81 (18-308)
16.45 Johnson, vs. Kansas City, 9/21/75 (20-329)
15.70 Morton, vs. Detroit, 10/11/81 (18-283)
14.00 Plummer, at Indianapolis, 12/21/03 (17-238)
13.41 Weese, vs. Pittsburgh, 12/16/78 (17-228)

Highest Average Gain Per Attempt by a Rookie

Season (min. 50 passes)

7.98 Tim Tebow, 2010 (82-654)
7.57 Mickey Slaughter, 1963 (223-1,689)
7.31 Jay Cutler, 2006 (137-1,001)
7.09 Marlin Briscoe, 1968 (224-1,589)
6.42 John Elway, 1983 (259-1,663)
6.26 Tommy Maddox, 1992 (121-757)

Highest Average Gain Per Completion

Career (min. 100 passes)

17.09 Marlin Briscoe, 1968 (93-1,589)
15.98 George Shaw, 1962 (49-783)
14.81 Steve Tensi, 1967-70 (348-5,153)
14.12 Steve Ramsey, 1971-76 (456-6,437)
14.00 Charley Johnson, 1972-75 (517-7,238)
13.54 Max Choboian, 1966 (82-1,110)
13.48 John McCormick, 1963-68 (207-2,791)
13.36 Don Breaux, 1963 (70-935)
13.20 Norris Weese, 1976-79 (143-1,887)
13.11 Craig Morton, 1977-82 (907-11,895)

Season (min. 50 passes)

17.94 John Hufnagel, 1975 (16-287)
17.09 Marlin Briscoe, 1968 (93-1,589)
16.15 Steve Ramsey, 1972 (65-1,050)
15.98 George Shaw, 1962 (49-783)
15.95 Tim Tebow, 2010 (41-654)
15.73 Jacky Lee, 1965 (44-692)
15.71 Charley Johnson, 1975 (65-1,021)
15.19 Steve Tensi, 1969 (131-1,990)
15.09 Steve Ramsey, 1976 (128-1,931)
15.08 Mickey Slaughter, 1963 (112-1,689)

Game (min. 12 passes)

27.92 Briscoe, vs. Buffalo, 11/24/68 (12-335)
27.42 Johnson, vs. Kansas City, 9/21/75 (12-329)
25.23 McCormick, at Buffalo, 12/18/66 (13-328)
23.90 Breaux, vs. Buffalo, 11/3/63 (10-239)
23.73 Ramsey, vs. Houston, 9/17/73 (11-261)

Highest Passer Rating

Career (min. 100 passes)

87.2 Kyle Orton, 2009-10 (1,039 att.)
87.1 Jay Cutler, 2006-08 (1,220 att.)
86.5 Bubby Brister, 1997-99 (160 att.)
85.5 Gus Frerotte, 2000-01 (280 att.)
84.3 Jake Plummer, 2003-06 (1,596 att.)
84.1 Brian Griese, 1998-2002 (1,678 att.)
79.9 John Elway, 1983-98 (7,250 att.)
79.3 Hugh Millen, 1994-95 (171 att.)
79.1 Craig Morton, 1977-82 (1,594 att.)
78.0 Ken Karcher, 1987-88 (114 att.)

Season (min. 50 passes)

102.9 Brian Griese, 2000 (336 att.)
99.0 Bubby Brister, 1998 (131 att.)
93.0 John Elway, 1998 (356 att.)
92.8 John Elway, 1993 (551 att.)
91.2 Jake Plummer, 2003 (302 att.)
90.5 Craig Morton, 1981 (376 att.)
90.2 Jake Plummer, 2005 (456 att.)
90.1 Gary Kubiak, 1988 (69 att.)
89.2 John Elway, 1996 (466 att.)
89.2 Jacky Lee, 1965 (80 att.)

Highest Passer Rating by a Rookie

Season (min. 50 passes)

88.5 Jay Cutler, 2006
82.1 Tim Tebow, 2010
73.5 Ken Karcher, 1987
71.4 Don Breaux, 1963
66.9 Mickey Slaughter, 1963

Most Consecutive Games With a Touchdown Pass

23 Griese, 2001-02 (15 games in 2001; did not play in one game, first eight of 2002)
17 Orton, 2009-10 (last 6 games of 20, first 11 of 2010)
15 Elway, 1995-96 (last 12 games of 1995, first three of 1996)
13 Elway, 1985-86 (last 7 games of 1985, first 6 of 1986)
12 Elway, 1992-93 (last game of 1992, first 11 games of 1993)
11 Cutler, 2007-08 (last game of 2007, first 10 games of 2008)
10 Elway, 1996 (5th through 15th; did not play in one game)
Johnson, 1973-74 (last 8 games of 1973, first 2 games of 1974)
9 Six times (last: Cutler, 2006-07 (last 5 games of 2006, first 4 games of 2007))

Most Consecutive Completions

20 Millen, last 7 at L.A. Raiders, 12/11/94 and first 13 at S.F., 12/17/94
18 DeBerg, at L.A. Rams (17), 12/12/82 and vs. Kansas City (1), 12/19/82
17 Griese, at Arizona, 9/23/01
16 Plummer, vs. Detroit, 9/28/03 and Morton, vs. Kansas City, 12/10/78
14 Elway, vs. Seattle (5), 11/2/97 and vs. Carolina (9), 11/9/97
12 Griese, at San Diego, 10/8/00
11 Cutler, vs. Kansas City, 12/7/08; Cutler, vs. Minnesota, 12/30/07; Cutler, vs. Jacksonville, 9/23/07; Plummer, at Oakland, 11/12/06; Plummer, at Jacksonville, 10/2/05; Griese, vs. N.Y. Giants, 9/10/01; Griese, vs. Oakland, 11/13/00; Elway, vs. L.A. Raiders, 11/2/86; Elway, vs. Kansas City (8), 12/14/85 and at Seattle (3), 12/20/85; Morton, vs. San Diego, 9/27/81; Tensi, at San Diego, 11/23/69

Most Consecutive Passes Without an Interception

229 Plummer, 2005 (2nd through 11th)
190 Elway, 1997 (8th through 14th)
136 Elway, 1990-91 (15th game in 1990 through 4th game in 1991)
134 Orton, 2009 (1st through 5th)

Longest Scoring Pass

97 George Shaw to Jerry Tarr, at Boston, 9/21/62
96 Frank Tripucka to Al Frazier, at Buffalo, 9/15/62
95 Craig Morton to Steve Watson, vs. Detroit, 10/11/81
93 Jay Cutler to Eddie Royal, at Cleveland, 11/6/08
Craig Morton to Steve Watson, vs. San Diego, 9/27/81
90 Charley Johnson to Rick Upchurch, vs. Kansas City, 9/21/75
John McCormick to Bob Scarpitto, vs. Houston, 10/17/65
87 Kyle Orton to Brandon Stokley, at Cincinnati, 9/13/09
Frank Tripucka to Al Frazier, vs. San Diego, 11/12/61
85 Jake Plummer to Rod Smith, vs. Oakland, 11/28/04

Longest Non-Scoring Pass

88 Brian Griese to Byron Chamberlain, vs. Green Bay, 10/17/99
86 John Elway to Vance Johnson, vs. L.A. Raiders, 9/26/88
Craig Morton to Steve Watson, vs. Kansas City, 12/6/81
78 John Elway to Rod Smith, vs. Kansas City, 8/31/97
76 Hugh Millen to Anthony Miller, vs. San Francisco, 12/17/94

Individual Records — Passing / Receiving

Longest Non-Scoring Pass, cont.

74 Don Horn to Floyd Little, vs. Oakland, 10/10/71
Pete Liske to Billy Van Heusen, at New Orleans, 11/22/70
Mickey Slaughter to Bill Groman, at Buffalo, 11/9/63
73 John Elway to Steve Watson, at Seattle, 12/15/84
72 Four times (last: Jay Cutler to Tony Scheffler, at Oakland, 9/8/08)

Longest Completion by a Rookie

81 Arthur Marshall (WR) to Cedric Tillman, vs. Dallas, 12/6/92 (TD)
78 Gary Kubiak to Steve Watson, vs. Seattle, 11/20/83 (TD)
74 Mickey Slaughter to Bill Groman, at Buffalo, 11/9/63
71 Jay Cutler to Brandon Marshall, vs. Seattle, 12/3/06 (TD)
54 Jay Cutler to Javon Walker, at Arizona, 12/17/06 (TD)

RECEIVING

Most Receptions

Career
849 Rod Smith, 1995-2007
675 Shannon Sharpe, 1990-99, '02-03
543 Lionel Taylor, 1960-66
462 Ed McCaffrey, 1995-2003
415 Vance Johnson, 1985-93, '95
396 Riley Odoms, 1972-83
353 Steve Watson, 1979-87
327 Brandon Marshall, 2006-09
302 Haven Moses, 1972-81
276 Mark Jackson, 1986-92

Season
113 Rod Smith, 2001
104 Brandon Marshall, 2008
102 Brandon Marshall, 2007
101 Brandon Marshall, 2009
Ed McCaffrey, 2000
100 Rod Smith, 2000
Lionel Taylor, 1961
92 Lionel Taylor, 1960
91 Eddie Royal, 2008
89 Rod Smith, 2002

Game
*21 Marshall, at Indianapolis, 12/13/09
18 Marshall, vs. San Diego, 9/14/08
14 Gaffney, vs. Kansas City, 1/3/10
R. Smith, at Arizona, 9/23/01
13 R. Smith, vs. New England, 10/1/00
Sharpe, vs. San Diego, 10/6/96
B. Anderson, vs. Chicago, 9/30/73
Taylor, vs. Oakland, 11/29/64
12 Gaffney, vs. Indianapolis, 9/26/10
Sharpe, at Kansas City, 10/20/02 (OT)
Taylor, at Boston, 9/21/62

* - NFL Record

Most Receptions by a Rookie

Season
91 Eddie Royal, 2008
51 Vance Johnson, 1985
49 Terrell Davis, 1995
38 Mark Jackson, 1986
Glyn Milburn, 1993

Game
11 Royal, at San Diego, 12/28/08
9 Royal, at New England, 10/20/08
Royal, at Kansas City, 9/28/08
Royal, at Oakland, 9/8/08
8 Three times (last: Thomas, vs. Seattle, 9/19/10)

Most Receiving Yards

Career
11,389 Rod Smith, 1995-2007
8,439 Shannon Sharpe, 1990-99, '02-03
6,872 Lionel Taylor, 1960-66
6,200 Ed McCaffrey, 1995-2003
6,112 Steve Watson, 1979-87
5,755 Riley Odoms, 1972-83
5,695 Vance Johnson, 1985-93, '95
5,450 Haven Moses, 1972-81
4,746 Mark Jackson, 1986-92
4,369 Rick Upchurch, 1975-83

Season
1,602 Rod Smith, 2000
1,448 Brandon Lloyd, 2010
1,343 Rod Smith, 2001
1,325 Brandon Marshall, 2007
1,317 Ed McCaffrey, 2000
1,265 Brandon Marshall, 2008
1,244 Steve Watson, 1981
1,235 Lionel Taylor, 1960
1,222 Rod Smith, 1998
1,180 Rod Smith, 1997

Game
214 Sharpe, at Kansas City, 10/20/02 (OT)
213 Gaffney, vs. Kansas City, 1/3/10
208 R. Smith, vs. Atlanta, 10/31/04
200 Marshall, at Indianapolis, 12/13/09
199 Taylor, vs. Buffalo, 11/27/60
187 R. Smith, vs. San Diego, 11/19/00
183 Watson, at L.A. Rams, 12/12/82
182 Watson, vs. Detroit, 10/11/81
180 Sharpe, vs. Buffalo, 9/3/95
178 Watson, vs. San Diego, 9/27/81

Most Receiving Yards by a Rookie

Season
980 Eddie Royal, 2008
738 Mark Jackson, 1986
721 Vance Johnson, 1985
525 Ashley Lelie, 2002
493 Arthur Marshall, 1992

Game
164 Royal, at Cleveland, 11/6/08
153 Upchurch, vs. Kansas City, 9/21/75
152 Tarr, at Boston, 9/21/62
146 Royal, at Oakland, 9/8/08
134 A. Marshall, vs. N.Y. Jets, 11/8/92

Most Touchdown Receptions

Career
68 Rod Smith, 1995-2007
55 Shannon Sharpe, 1990-99, '02-03
46 Ed McCaffrey, 1995-2003
44 Haven Moses, 1972-81
Lionel Taylor, 1960-66
41 Riley Odoms, 1972-81
37 Vance Johnson, 1985-93, '95
36 Steve Watson, 1979-87
32 Al Denson, 1964-70
25 Brandon Marshall, 2006-09

Season
14 Anthony Miller, 1995
13 Steve Watson, 1981
12 Rod Smith, 1997
Lionel Taylor, 1960
11 Brandon Lloyd, 2010
Rod Smith, 2001
Al Denson, 1967
10 Six times (last: Brandon Marshall, 2009)

Game
3 Sharpe, vs. San Diego, 11/16/03
R. Smith, vs. Cleveland, 10/15/00
McCaffrey, vs. Miami, 9/13/99
McCaffrey, vs. Baltimore, 10/20/96
Sharpe, vs. San Diego, 10/6/96
Miller, at Dallas, 9/10/95

Individual Records — Receiving / Punting

Most Touchdown Receptions, Game, cont.

3 Sharpe, vs. Kansas City, 12/12/93
Watson, vs. Baltimore, 9/20/81
Moses, at Houston, 10/14/73
Scarpitto, at Buffalo, 12/18/66
Taylor, vs. Buffalo, 11/27/60

Most Touchdown Receptions by a Rookie

Season
5 Eddie Royal, 2008
4 Tony Scheffler, 2006
Rick Massie, 1987
3 Glyn Milburn, 1993
Melvin Bratton, 1989
Vance Johnson, 1985
Clarence Kay, 1984
Clint Sampson, 1983
Billy Van Heusen, 1968
2 Six times (last: Demaryius Thomas, 2010)

Game
2 Scheffler, at San Diego, 12/10/06
Sampson, vs. Cleveland, 12/4/83
1 Many (last: Decker, vs. San Diego, 1/2/11)

Highest Average Gain Per Reception

Career (min. 50 receptions)
20.5 Bill Van Heusen, 1968-76 (82-1,684)
18.4 Brandon Lloyd, 2009-10 (85-1,565)
18.0 Haven Moses, 1972-81 (302-5,450)
17.9 Ashley Lelie, 2002-05 (168-3,007)
17.4 Al Frazier, 1961-63 (58-1,010)
17.3 Steve Watson, 1979-1987 (353-6,112)
17.2 Mark Jackson, 1986-92 (276-4,746)
16.8 Bob Scarpitto, 1962-67 (145-2,439)
16.8 Mike Haffner, 1968-70 (59-991)
16.8 Jack Dolbin, 1975-79 (94-1,576)1)

Season (min. 20 receptions)
22.0 Bob Scarpitto, 1963 (21-463)
20.7 Steve Watson, 1981 (60-1,244)
20.3 Ricky Nattiel, 1987 (31-630)
20.1 Al Denson, 1966 (36-725)
20.1 Haven Moses, 1974 (37-744)
20.1 Ashley Lelie, 2004 (54-1,084)
20.0 Haven Moses, 1977 (27-539)
19.9 Haven Moses, 1976 (25-498)
19.5 Al Denson, 1967 (46-899)
19.4 Mark Jackson, 1986 (38-738)

Game (min. 4 receptions)
41.3 Little, vs. Buffalo, 11/24/68 (4-165)
38.0 Tarr, at Boston, 9/21/62 (4-152)
36.4 Watson, vs. Detroit, 10/11/81 (5-182)
33.5 Scarpitto, vs. Houston, 10/13/63 (4-134)
32.8 Denson, vs. Boston, 9/3/67 (4-131)

Highest Average Gain Per Reception by a Rookie

Season (min. 20 receptions)
20.3 Ricky Nattiel, 1987 (31-630)
19.4 Mark Jackson, 1986 (38-738)
19.1 Jack Dolbin, 1975 (22-421)
19.0 Arthur Marshall, 1992 (26-493)
16.2 John Embree, 1969 (29-469)

Game (min. 4 receptions)
38.0 Tarr, at Boston, 9/21/62 (4-152)
30.5 Haffner, vs. Kansas City, 12/14/68 (4-122)
29.5 Nattiel, at San Diego, 11/29/87 (4-118)
27.3 Royal, at Cleveland, 11/6/08 (6-164)
26.8 A. Marshall, vs. N.Y. Jets, 11/8/92 (5-134)

Most Consecutive Games With a Touchdown Catch

6 Anthony Miller, 1995
Vance Johnson, 1987
Al Denson, 1969
Lionel Taylor, 1960-61 (last 4 games of 1960, first 2 of '61)
5 Steve Watson, 1981
4 Brandon Lloyd, 2010
Rick Upchurch, 1979
Riley Odoms, 1973
Al Denson, 1967
Bob Scarpitto, 1963

Most Consecutive Games With a Reception

124 Rod Smith, 1999-2006
68 Ed McCaffrey, 1997-2003
62 Lionel Taylor, 1960-64
60 Shannon Sharpe, 1995-99
53 Brandon Marshall, 2006-09
49 Steve Watson, 1983-86
47 Mark Jackson, 1989-92
41 Anthony Miller, 1994-96
Riley Odoms, 1976-79
36 Rod Smith, 1996-98

Longest Reception by a Rookie

97 Jerry Tarr (from George Shaw), at Boston, 9/21/62 (TD)
93 Eddie Royal (from Jay Cutler), at Cleveland, 11/6/08 (TD)
90 Rick Upchurch (from Charley Johnson), vs. Kansas City, 9/21/75 (TD)
82 Al Denson (from Jacky Lee), at Kansas City, 11/1/64 (TD)
81 Cedric Tillman (from Arthur Marshall), vs. Dallas, 12/6/92 (TD)

PUNTING

Most Punts

Career
641 Tom Rouen, 1993-2002
574 Bill Van Heusen, 1968-76
377 Luke Prestridge, 1979-83
374 Mike Horan, 1986-92
248 Bob Scarpitto, 1962-67
218 Chris Norman, 1984-86
204 Jim Fraser, 1962-64
186 Bucky Dilts, 1977-78
150 George Herring, 1960-61
146 Micah Knorr, 2002-04

Season
105 Bob Scarpitto, 1967
96 Chris Norman, 1984
Bucky Dilts, 1978
92 Chris Norman, 1985
90 Bucky Dilts, 1977
89 Luke Prestridge, 1979
88 Bill Van Heusen, 1968
87 Luke Prestridge, 1983
Bill Van Heusen, 1970
86 Britton Colquitt, 2010
Luke Prestridge, 1981

Game
12 Prestridge, at Buffalo, 10/25/81
Van Heusen, vs. Cincinnati, 10/6/68
Scarpitto, at Oakland, 9/19/67
11 Rodriguez, vs. Seattle, 11/30/92 (OT)
Norman, vs. Seattle, 10/20/85 (OT)
Scarpitto, vs. Oakland, 11/5/67
10 Six times (last: Prestridge, at Baltimore, 9/11/83)

Highest Gross Average Per Punt

Career (min. 100 punts)
45.2 Jim Fraser, 1962-64 (204-9,220)
45.0 Todd Sauerbrun, 2005, '07 (119-5,357)
44.5 Bob Scarpitto, 1962-67 (248-11,026)
43.9 Tom Rouen, 1993-2002 (641-28,146)
42.5 Mike Horan, 1986-92 (374-15,911)
41.8 Luke Prestridge, 1979-83 (377-15,754)
41.7 Bill Van Heusen, 1968-76 (574-23,936)
41.7 Micah Knorr, 2002-04 (146-6,086)
40.3 Chris Norman, 1984-86 (218-8,782)
38.4 George Herring, 1960-61 (150-5,759)

Individual Records — Punting / Punt Returns

Season (min. 50 punts)
46.9 Tom Rouen, 1998 (66-3,097)
46.5 Tom Rouen, 1999 (84-3,908)
46.1 Jim Fraser, 1963 (78-3,595)
45.8 Bob Scarpitto, 1966 (76-3,480)
45.3 Tom Rouen, 2001 (81-3,668)
45.1 Bill Van Heusen, 1973 (69-3,114)
45.0 Tom Rouen, 1993 (67-3,017)
44.9 Bob Scarpitto, 1967 (105-4,713)
44.8 Jim Fraser, 1964 (72-3,225)
44.6 Britton Colquitt, 2010 (86-3,835)

Game (min. 4 punts)
57.2 Horan, vs. L.A. Raiders, 9/26/88 (5-286) (OT)
56.6 Norman, vs. Seattle, 11/25/84 (5-283)
56.2 Colquitt, at Arizona, 12/12/10 (5-281)
55.8 Horan, vs. San Diego, 12/16/90 (5-279)
55.0 Horan, at New England, 10/27/91 (5-275)
54.4 Rouen, at Oakland, 9/20/98 (5-272)
54.3 Rouen, at Arizona, 9/23/01 (4-217)
Rouen, vs. Minnesota, 10/31/99 (4-217)
54.2 Rouen, at Oakland, 10/10/99 (5-271)
53.8 Scarpitto, vs. San Diego, 10/22/67 (8-430)

Highest Net Average Per Punt (Since 1976)

Career (min. 100 punts)
37.2 Todd Sauerbrun, 2005, '07 (122-4,538)
36.5 Mike Horan, 1986-92 (379-13,851)
36.2 Tom Rouen, 1993-2002 (648-23,457)
34.7 Luke Prestridge, 1979-83 (377-13,092)
34.3 Chris Norman, 1984-86 (221-7,588)
33.3 Micah Knorr, 2002-04 (149-4,959)
33.2 Bucky Dilts, 1977-78 (186-6,176)

Season (min. 50 punts)
38.9 Mike Horan, 1990 (59-2,296)
38.1 Tom Rouen, 1997 (60-2,283)
38.0 Todd Sauerbrun, 2005 (73-2,771)
37.9 Mitch Berger, 2009 (51-1,933)
37.8 Mike Horan, 1988 (65-2,457)
37.6 Tom Rouen, 1995 (53-1,995)
37.6 Tom Rouen, 1998 (67-2,516)
37.1 Tom Rouen, 1994 (76-2,823)
37.1 Tom Rouen, 1993 (68-2,520)
36.7 Mike Horan, 1991 (73-2,682)

Game (min. 4 punts)
52.8 Horan, vs. L.A. Raiders, 9/26/88 (5-264) (OT)
52.3 Rouen, vs. San Diego, 11/11/01 (6-314)
52.3 Dilts, at Houston, 12/4/77 (4-209)
48.3 Prestridge, vs. San Francisco, 9/19/82 (6-290)
47.0 Norman, vs. Seattle, 11/25/84 (5-235)
46.9 Sauerbrun, vs. New England, 10/16/05 (7-328)
46.8 Knorr, vs. Pittsburgh, 10/12/03 (6-281)
46.0 Rouen, vs. St. Louis, 9/14/97 (4-184)
Norman, vs. San Diego, 11/9/86 (4-184)
45.9 Rouen, at Kansas City, 12/4/94 (7-321) (OT)

Longest Punt

83 Chris Norman, vs. Kansas City, 9/23/84
78 Bill Van Heusen, vs. Dallas, 12/2/73
76 Tom Rouen, at Oakland, 9/20/98
75 Jim Fraser, vs. Boston, 11/11/62
Jim Fraser, at Oakland, 10/14/62
73 Bucky Dilts, vs. N.Y. Jets, 11/5/78
72 Bill Van Heusen, vs. Oakland, 10/22/73
Bob Scarpitto, vs. San Diego, 10/22/67
Bob Scarpitto, vs. Boston, 9/3/67

PUNT RETURNS

Most Punt Returns

Career
248 Rick Upchurch, 1975-83
157 Bill Thompson, 1969-81
128 Deltha O'Neal, 2000-03
112 Glyn Milburn, 1993-95
101 Gerald Willhite, 1982-88
81 Vance Johnson, 1985-91
Floyd Little, 1967-75
74 Darrien Gordon, 1997-98
69 Eddie Royal, 2008-10
59 Kevin Clark, 1987-91

Season
51 Rick Upchurch, 1977
44 Chris Watson, 1999
42 Gerald Willhite, 1986
41 Glyn Milburn, 1994
Wade Manning, 1981
40 Darrien Gordon, 1997
Glyn Milburn, 1993
39 Rick Upchurch, 1976
37 Rick Upchurch, 1980
36 Rick Upchurch, 1978

Game
8 Upchurch, vs. Baltimore, 10/22/78
7 R. Smith, vs. Kansas City, 10/27/96
Nattiel, vs. L.A. Raiders, 9/26/88 (OT)
Willhite, vs. Kansas City, 11/16/86
Upchurch, vs. San Diego, 11/30/75 (OT)
Thompson, at Kansas City, 10/6/74
6 13 times (last: Royal, at Kansas City, 12/6/09)

Most Yards on Punt Returns

Career
3,008 Rick Upchurch, 1975-83
1,814 Bill Thompson, 1969-81
1,325 Deltha O'Neal, 2000-03
1,158 Glyn Milburn, 1993-95
1,012 Gerald Willhite, 1982-88
922 Darrien Gordon, 1997-98
893 Floyd Little, 1967-75
773 Eddie Royal, 2008-10
689 Vance Johnson, 1985-91
647 Rod Smith, 1995-2007

Season
653 Rick Upchurch, 1977
543 Darrien Gordon, 1997
536 Rick Upchurch, 1976
493 Rick Upchurch, 1978
468 Gerald Willhite, 1986
425 Glyn Milburn, 1993
405 Deltha O'Neal, 2001
379 Darrien Gordon, 1998
Glyn Milburn, 1994
378 Wade Manning, 1981

Game
168 Gordon, vs. Carolina, 11/9/97
167 Upchurch, vs. Pittsburgh, 11/6/77
144 Clark, vs. San Diego, 12/27/87
125 Upchurch, vs. Cleveland, 9/26/76
112 Swanson, at Kansas City, 10/18/87
110 Watson, vs. Seattle, 12/19/99 (OT)
109 Gordon, vs. St. Louis, 9/14/97
105 Upchurch, vs. Buffalo, 9/25/77
103 Thompson, at Kansas City, 10/6/74
102 Little, at N.Y. Jets, 12/3/67

Highest Average Per Punt Return

Career (min. 20 punt returns)
12.46 Darrien Gordon, 1997-98 (74-922)
12.21 Rod Smith, 1995-2007 (53-647)
12.13 Rick Upchurch, 1975-83 (248-3,008)
11.95 Charlie Mitchell, 1963-67 (21-251)
11.89 Gene Mingo, 1960-64 (18-214)
11.73 Al Frazier, 1963-67 (26-305)
11.55 Bill Thompson, 1969-81 (157-1,814)
11.54 Todd Kinchen, 1996 (26-300)
11.20 Eddie Royal, 2008-09 (44-475)
11.02 Floyd Little, 1967-75 (81-893)

Individual Records — Punt Returns / Kick Returns

Highest Average Per Punt Return, cont.

Season (min. 10 punt returns)
16.88 Floyd Little, 1967 (16-270)
16.13 Rick Upchurch, 1982 (15-242)
13.74 Rick Upchurch, 1976 (39-536)
13.69 Rick Upchurch, 1978 (36-493)
13.58 Darrien Gordon, 1997 (40-543)
13.46 Bill Thompson, 1974 (26-350)
13.06 Deltha O'Neal, 2001 (31-405)
12.94 Kevin Clark, 1987 (18-233)
12.83 Al Frazier, 1961 (18-231)
12.80 Rick Upchurch, 1977 (51-653)

Most Punts Returned for Touchdown

Career
8 Rick Upchurch, 1975-83
3 Darrien Gordon, 1997-98
2 Deltha O'Neal, 2000-03
Floyd Little, 1967-75

Season
4 Rick Upchurch, 1976
3 Darrien Gordon, 1997
2 Rick Upchurch, 1982

Game
2 Gordon, vs. Carolina, 11/9/97 (75 and 82)
Upchurch, vs. Cleveland, 9/26/76 (36 and 73)

Longest Scoring Punt Return

94 Darrien Gordon, vs. St. Louis, 9/14/97
92 Rick Upchurch, vs. San Diego, 10/3/76
87 Rick Upchurch, vs. Pittsburgh, 11/6/77
86 Deltha O'Neal, at Seattle, 10/14/01
82 Darrien Gordon, vs. Carolina, 11/9/97
81 Steve Watson, vs. Seattle, 12/19/99
80 Glenn Martinez, vs. Tennessee, 11/19/07
78 Rick Upchurch, vs. Kansas City, 12/19/82
76 Gene Mingo, at Boston, 9/9/60
75 Darrien Gordon, vs. Carolina, 11/9/97
Rick Upchurch, vs. San Diego, 9/17/78

Longest Non-Scoring Punt Return

64 Deltha O'Neal, at San Diego, 10/8/00
60 Bill Thompson, at Baltimore, 11/10/74
59 Bill Thompson, vs. New England, 12/17/72
54 Glyn Milburn, vs. Tampa Bay, 12/26/93
Charlie Mitchell, at Buffalo, 9/20/64
53 Deltha O'Neal, vs. Indianapolis, 11/24/02
Rick Upchurch, at Seattle, 10/29/78
Rick Upchurch, at Kansas City, 9/24/78
Bill Thompson, at N.Y. Jets, 10/28/73
52 Darrent Williams, at Oakland, 11/13/05
Floyd Little, vs. N.Y. Jets, 9/21/69

All Punt Returns For TDs (28)

10/19/09 Eddie Royal, at San Diego (71 yards)
11/19/07 Glenn Martinez, vs. Tennessee (80)
11/16/03 Rod Smith, vs. San Diego (65)
11/3/03 Deltha O'Neal, vs. New England (57)
10/14/01 Deltha O'Neal, at Seattle (86)
12/19/99 Chris Watson, vs. Seattle (81)
11/9/97 Darrien Gordon, vs. Carolina (75)
11/9/97 Darrien Gordon, vs. Carolina (82)
9/14/97 Darrien Gordon, vs. St. Louis (94)
12/27/87 Kevin Clark, vs. San Diego (71)
11/16/86 Gerald Willhite, vs. Kansas City (70)
10/12/86 Mike Harden, at San Diego (41)
9/25/83 Zach Thomas, vs. L.A. Raiders (70)
12/19/82 Rick Upchurch, vs. Kansas City (78)
9/19/82 Rick Upchurch, vs. San Francisco (67)
9/17/78 Rick Upchurch, vs. San Diego (75)
11/6/77 Rick Upchurch, vs. Pittsburgh (87)
10/24/76 Rick Upchurch, at Kansas City (55)
10/3/76 Rick Upchurch, vs. San Diego (92)
9/26/76 Rick Upchurch, vs. Cleveland (36)
9/26/76 Rick Upchurch, vs. Cleveland (73)
12/10/72 Charlie Greer, vs. San Diego (65)
11/17/68 Floyd Little, at Houston (67)
12/3/67 Floyd Little, at N.Y. Jets (72)
11/14/65 Abner Haynes, at Houston (55)
11/15/64 Odell Barry, vs. N.Y. Jets (52)
12/3/61 Al Frazier, vs. Boston (55)
9/9/60 Gene Mingo, at Boston (76)

KICKOFF RETURNS

Most Kickoff Returns

Career
134 Vaughn Hebron, 1996-98
104 Ken Bell, 1986-89
Floyd Little, 1967-75
96 Glyn Milburn, 1993-95
95 Rick Upchurch, 1975-83
89 Chris Cole, 2000-03
73 Odell Barry, 1964-65
61 Alton Montgomery, 1990-92
Gene Lang, 1984-87
58 Charlie Mitchell, 1963-67

Season
48 Chris Cole, 2001
Chris Watson, 1999
47 Glyn Milburn, 1995
Odell Barry, 1964
46 Deltha O'Neal, 2000
Vaughn Hebron, 1998
45 Vaughn Hebron, 1996
43 Vaughn Hebron, 1997
40 Larry Brunson, 1980
Rick Upchurch, 1975

Game
8 C. Jackson, at San Diego, 12/28/08
Luke, at Kansas City, 12/19/04
Kasper, at Kansas City, 10/20/02 (OT)
7 Eight times (last: Decker, at Oakland, 12/19/10)

Most Yards on Kickoff Returns

Career
3,324 Vaughn Hebron, 1996-98
2,523 Floyd Little, 1967-75
2,355 Rick Upchurch, 1975-83
2,250 Glyn Milburn, 1993-95
2,218 Ken Bell, 1986-89
2,105 Chris Cole, 2000-03
1,856 Odell Barry, 1964-65
1,394 Charlie Mitchell, 1963-67
1,328 Eddie Royal, 2008-10
1,323 Gene Lang, 1984-87

Season
1,269 Glyn Milburn, 1995
1,245 Odell Barry, 1964
1,216 Vaughn Hebron, 1998
1,138 Chris Watson, 1999
1,127 Chris Cole, 2001
1,102 Deltha O'Neal, 2000
1,099 Vaughn Hebron, 1996
1,084 Rick Upchurch, 1975
1,009 Vaughn Hebron, 1997
954 Charlie Mitchell, 1963

Game
211 Decker, at Arizona, 12/12/10
201 Montgomery, at San Diego, 9/24/72
197 Upchurch, vs. Cleveland, 10/19/75
185 Little, at Miami, 9/17/67
182 Cole, at San Diego, 10/21/01
179 Kasper, at Kansas City, 10/20/02 (OT)
178 Milburn, at Houston, 11/26/95
177 Milburn, vs. San Diego, 11/19/95
165 Kasper, vs. Baltimore, 9/30/01
164 Royal, vs. Miami, 11/2/08

Highest Average Per Kickoff Return

Career (min. 40 kickoff returns)
26.28 Abner Haynes, 1965-66 (43-1,130)
25.42 Odell Barry, 1964-65 (73-1,856)
25.13 Bill Thompson, 1969-81 (46-1,156)
25.07 Reuben Droughns, 2002-04 (46-1,153)
24.81 Vaughn Hebron, 1996-98 (134-3,324)
24.79 Rick Upchurch, 1975-83 (95-2,355)
24.59 Eddie Royal, 2008-10 (54-1,328)
24.48 Al Frazier, 1961-63 (44-1,077)
24.26 Floyd Little, 1967-75 (104-2,523)
24.03 Charlie Mitchell, 1963-67 (58-1,394)

Individual Records — Kick Returns / Interceptions

Highest Average Per Kickoff Return, cont.

Season (min. 15 kickoff returns)
28.50 Bill Thompson, 1969 (18-513)
28.47 Goldie Sellers, 1966 (19-541)
28.00 Al Frazier, 1961 (18-504)
27.10 Rick Upchurch, 1975 (40-1,084)
27.00 Glyn Milburn, 1995 (47-1,269)
26.91 Floyd Little, 1967 (35-942)
26.50 Abner Haynes, 1965 (34-901)
26.49 Odell Barry, 1964 (47-1,245)
26.43 Vaughn Hebron, 1998 (46-1,216)
26.41 Al Carmichael, 1960 (22-581)

Most Kickoffs Returned for Touchdown

Career
2 Goldie Sellers, 1966-67
1 Eight Players (last: Cassius Vaughn, 2010)

Season
2 Goldie Sellers, 1966

Game
1 10 times (last: Vaughn, vs. San Diego, 1/2/11)

Longest Scoring Kickoff Return

100 Nemiah Wilson, at Kansas City, 10/8/66
Goldie Sellers, vs. Houston, 10/2/66
97 Cassius Vaughn, vs. San Diego, 1/2/11
95 Vaughn Hebron, at Miami, 12/21/98
94 Randy Montgomery, at San Diego, 9/24/72
93 Eddie Royal, at San Diego, 10/19/09
90 Charlie Mitchell, at Houston, 9/14/63
Al Frazier, vs. Boston, 12/3/61
88 Goldie Sellers, at Houston, 9/3/66
87 Deltha O'Neal, vs. New England, 10/1/00

Longest Non-Scoring Kickoff Return

95 Eddie Royal, vs. Miami, 11/2/08
89 Floyd Little, vs. Oakland, 11/10/68
88 Randy Montgomery, at Oakland, 10/22/72
86 Glyn Milburn, vs. San Diego, 11/19/95
83 Adrian Madise, at Green Bay, 12/28/03
77 Lew Scott, vs. Kansas City, 10/23/66
76 Donnie Stone, at San Diego, 10/29/61
75 Kevin Clark, at Minnesota, 11/4/90
71 Steve Watson, vs. N.Y. Jets, 10/3/99
68 Darren Carrington, at Kansas City, 11/12/89
Al Carmichael, at Buffalo, 9/18/60

All Kickoff Returns For TDs (10)

1/2/11 Cassius Vaughn, vs. San Diego (97 yards)
10/19/09 Eddie Royal, at San Diego (93 yards)
10/1/00 Deltha O'Neal, vs. New England (87)
12/21/98 Vaughn Hebron, at Miami (95)
9/24/72 Randy Montgomery, at San Diego (94)
10/8/66 Nemiah Wilson, at Kansas City (100)
10/2/66 Goldie Sellers, vs. Houston (100)
9/3/66 Goldie Sellers, at Houston (88)
9/14/63 Charlie Mitchell, at Houston (90)
12/3/61 Al Frazier, vs. Boston (90)

INTERCEPTIONS

Most Interceptions

Career
44 Steve Foley, 1976-86
43 Goose Gonsoulin, 1960-66
40 Bill Thompson, 1969-81
34 Tyrone Braxton, 1987-93, 1995-99
33 Mike Harden, 1980-88
30 Dennis Smith, 1981-94
Champ Bailey, 2004-10
26 Louis Wright, 1975-86
24 Steve Atwater, 1989-98
20 Tom Jackson, 1973-86
Randy Gradishar, 1974-83

Season
11 Goose Gonsoulin, 1960
10 Champ Bailey, 2006
9 Deltha O'Neal, 2001
Tyrone Braxton, 1996
Willie Brown, 1964
8 Champ Bailey, 2005
7 Five times (last: Tom Jackson, 1976)

Game
4 O'Neal, vs. Kansas City, 10/7/01
Brown, vs. N.Y. Jets, 11/15/64
Gonsoulin, at Buffalo, 9/18/60
3 Smith, vs. L.A. Raiders, 12/8/85 (OT)
Wilson, vs. Seattle, 11/20/83
Foley, vs. San Diego, 9/27/81
Rizzo, at Oakland, 10/16/77
Martha, vs. Atlanta, 10/18/70
Gonsoulin, vs. Kansas City, 10/11/64
2 63 times (last: Dawkins at Indianapolis, 12/13/09)

Most Interceptions by a Rookie

Season
11 Goose Gonsoulin, 1960
7 Phil Nugent, 1961
4 Calvin Jones, 1973
Charlie Greer, 1968
Jack Lentz, 1967

Game
4 Gonsoulin, at Buffalo, 9/18/60
2 12 times (last: Atwater vs. L.A. Raiders, 9/24/89)

Most Yards on Interception Returns

Career
784 Bill Thompson, 1969-81
643 Mike Harden, 1980-88
622 Steve Foley, 1976-86
614 Tyrone Braxton, 1987-93, '95-99
542 Goose Gonsoulin, 1960-66
431 Dennis Smith, 1981-94
408 Steve Atwater, 1989-98
360 Louis Wright, 1975-86
340 Tom Jackson, 1973-86
335 Randy Gradishar, 1974-83

Season
179 Mike Harden, 1986
162 Champ Bailey, 2006
153 Nemiah Wilson, 1967
140 Willie Brown, 1964
139 Champ Bailey, 2005
136 Tom Jackson, 1976
133 Bob Zeman, 1962
128 Tyrone Braxton, 1996
Bernard Jackson, 1978
Louis Wright, 1977

Game
105 Crockett, at Oakland, 9/20/98
93 Gradishar, at Cleveland, 10/5/80
91 Brown, vs. N.Y. Jets, 11/15/64
80 Da. Williams, at Oakland, 11/13/05
79 Spencer, vs. Seattle, 12/10/00
76 Hayward, at New Orleans, 11/21/04
73 Jackson, vs. Baltimore, 11/27/77
72 Braxton, vs. Oakland, 11/22/98
70 Bailey, vs. San Francisco, 12/31/06 (OT)
Wilson, vs. Kansas City, 12/17/67
Moore, at Boston, 11/20/64

Most Yards on Interception Returns by a Rookie

Season
118 Nemiah Wilson, 1965
108 Darrent Williams, 2005
105 Kevin Clark, 1987
98 Goose Gonsoulin, 1960
92 Bill Thompson, 1969

Game
80 Da. Williams, at Oakland, 11/13/05
65 D. Smith, at Chicago, 12/20/81
Wilson, vs. San Diego, 11/7/65
62 Robbins, at Cleveland, 9/16/84
57 Thompson, vs. Houston, 11/16/69

Highest Interception Return Average

Career (min. 10 returns)
23.73 Wymon Henderson, 1989-92 (11-261)
19.60 Bill Thompson, 1969-81 (40-784)
19.48 Mike Harden, 1980-88 (33-643)
18.06 Tyrone Braxton, 1987-93, '95-99 (34-614)

Individual Records — Interceptions / Safeties / Fumbles

Highest Interception Return Average, Career, cont.

17.60 Jim McMillin, 1960-62, '64-65 (10-176)
17.55 Randy Robbins, 1984-91 (11-193)
17.00 Steve Atwater, 1989-98 (24-408)
Tom Jackson, 1973-86 (20-340)
16.75 Randy Gradishar, 1974-83 (20-335)
14.37 Dennis Smith, 1981-94 (30-431)

Most Consecutive Games with Interception

5 Champ Bailey, 2005 (gms. 9-13)
4 Tyrone Braxton, 1996 (gms. 12-15)
3 Many (last: Bailey, gms. 14-16, 2006)

Most Interceptions Returned for Touchdown

Career
4 Tyrone Braxton, 1987-93, '95-99
Mike Harden, 1980-88
3 Champ Bailey, 2004-10
Tom Jackson, 1973-86
Randy Gradishar, 1974-83
Bill Thompson, 1969-81
Nemiah Wilson, 1965-67

Season
2 Champ Bailey, 2005
Deltha O'Neal, 2002
Jimmy Spencer, 2000
Mike Harden, 1986
John Rowser, 1976
Nemiah Wilson, 1967

Game
1 71 times (last: Bailey vs. San Fran., 12/31/06)

Most Interceptions Returned for Touchdown by a Rookie

Season
1 Darrent Williams, 2005
Randy Robbins, 1984
George Burrell, 1969
Bill Thompson, 1969
John Bramlett, 1965
Nemiah Wilson, 1965
John McGeever, 1962

Longest Scoring Interception Return

93 Randy Gradishar, at Cleveland, 10/5/80
80 Darrent Williams, at Oakland, 11/13/05
Ray Crockett, at Oakland, 9/20/98
79 Jimmy Spencer, vs. Seattle, 12/10/00
73 Tom Jackson, vs. Baltimore, 11/27/77
70 Champ Bailey, vs. San Francisco, 12/31/06
Nemiah Wilson, vs. Kansas City, 12/17/67
69 Tyrone Braxton, vs. Tampa Bay, 9/15/96
65 Champ Bailey, at Dallas, 11/24/05
Nemiah Wilson, vs. San Diego, 11/7/65

Longest Non-Scoring Interception Return

76 Reggie Hayward, at New Orleans, 11/21/04
72 Tyrone Braxton, vs. Oakland, 11/22/98
70 Leroy Moore, at Boston, 11/20/64
68 Steve Atwater, vs. San Diego, 9/12/93
65 Dennis Smith, at Chicago, 12/20/81
S. Foley (23), lateral to R. Gradishar (10), lateral to L. Wright (32), vs. N.Y. Giants, 11/21/76
Vaughn Alliston, at Buffalo, 9/18/60
63 Karl Mecklenburg, at Detroit, 10/7/84
59 Louis Wright, vs. Baltimore, 11/27/77
56 Louis Wright, vs. Dallas, 10/5/86

All Interception Returns For TDs (71)

12/31/06 Champ Bailey, vs. San Francisco (70 yards)
11/19/06 Darrent Williams, vs. San Diego (31)
11/24/05 Champ Bailey, at Dallas (65)
11/13/05 Darrent Williams, at Oakland (80)
9/18/05 Champ Bailey, vs. San Diego (25)
11/28/04 Ellis Johnson, vs. Oakland (32)
11/21/04 Al Wilson, at New Orleans (7)
9/7/03 Ian Gold, at Cincinnati (12)
11/17/02 Deltha O'Neal, at Seattle (22)
10/6/02 Deltha O'Neal, vs. San Diego (28)
10/28/01 Denard Walker, vs. New England (39)
12/10/00 Jimmy Spencer, vs. Seattle (79)
11/19/00 Jimmy Spencer, at Seattle (21)
10/15/00 Billy Jenkins, vs. Cleveland (36)
9/24/00 Ray Crockett, vs. Kansas City (26)
9/4/00 Terrell Buckley, at St. Louis (32)
11/7/99 Bill Romanowski, at San Diego (18)
9/27/98 Darrien Gordon, at Washington (55)
9/20/98 Ray Crockett, at Oakland (80)
11/30/97 Steve Atwater, at San Diego (22)
11/9/97 Tyrone Braxton, vs. Carolina (27)
10/26/97 Keith Traylor, at Buffalo (62)
10/6/97 John Mobley, vs. New England (13)
9/7/97 Darrien Gordon, at Seattle (32)
9/15/96 Tyrone Braxton, vs. Tampa Bay (69)
10/10/93 Mike Croel, at Green Bay (22)
11/8/92 Wymon Henderson, vs. N.Y. Jets (46)
11/17/91 Charles Dimry, at Kansas City (26)
9/1/91 Tyrone Braxton, vs. Cincinnati (52)
11/22/90 Wymon Henderson, at Detroit (49)
9/10/89 Tyrone Braxton, vs. Kansas City (34)
9/10/89 Randy Robbins, vs. Kansas City (18)
12/27/87 Ricky Hunley, vs. San Diego (52)
12/6/87 Mark Haynes, vs. New England (14)
11/2/86 Mike Harden, at L.A. Raiders (40)
9/21/86 Mike Harden, at Philadelphia (32)
12/1/85 Mike Harden, at Pittsburgh (42)
12/15/84 Steve Foley, at Seattle (40)
10/7/84 Ken Woodard, at Detroit (27)
9/23/84 Mike Harden, vs. Kansas City (45)
9/16/84 Randy Robbins, at Cleveland (62)
11/23/80 Don Latimer, vs. Seattle (15)
10/5/80 Randy Gradishar, at Cleveland (93)
11/5/78 Tom Jackson, vs. N.Y. Jets (28)
11/27/77 Tom Jackson, vs. Baltimore (73)
10/16/77 Louis Wright, at Oakland (18)
11/14/76 Tom Jackson, at San Diego (46)
11/7/76 John Rowser, vs. Tampa Bay (32)
11/7/76 Randy Gradishar, vs. Tampa Bay (31)
9/19/76 John Rowser, vs. N.Y. Jets (41)
9/29/75 Randy Gradishar, vs. Green Bay (44)
10/13/74 Bill Thompson, vs. New Orleans (38)
10/28/73 Leroy Mitchell, at N.Y. Jets (40)
10/14/73 Bill Thompson, at Houston (59)
10/24/71 Fred Forsberg, at Cleveland (40)
12/7/69 George Burrell, at Miami (38)
11/16/69 Bill Thompson, vs. Houston (57)
12/17/67 Nemiah Wilson, vs. Kansas City (70)
10/22/67 Nemiah Wilson, vs. San Diego (40)
9/3/67 Goldie Sellers, vs. Boston (24)
11/14/65 John Bramlett, at Houston (25)
11/7/65 Nemiah Wilson, vs. San Diego (65)
10/17/65 John Griffin, vs. Houston (44)
11/1/64 Tom Janik, at Kansas City (22)
10/6/63 Goose Gonsoulin, vs. San Diego (43)
11/22/62 Jim McMillin, vs. N.Y. Titans (59)
(48 after lateral from Ed McDaniel)
10/5/62 John McGeever, vs. Oakland (48)
10/5/62 Goose Gonsoulin, vs. Oakland (64)
9/30/62 Bob Zeman, at N.Y. Titans (30)
10/2/60 Bill Yelverton, vs. Oakland (20)
9/18/60 John Pyeatt, at Buffalo (40)

SAFETIES

Most Safeties

Career
3 Rulon Jones, 1980-88
1 17 players (last: Demetrin Veal, at S.D., 12/31/05)
Note: Denver has totaled 10 team safeties

Season
1 20 times (last: Veal, at S.D., 12/31/05)

FUMBLE RETURNS

Longest Scoring Fumble Return

88 Bob Swenson, at San Francisco, 11/18/79
86 Louis Wright, at Buffalo, 12/2/79
(78 after lateral from Randy Gradishar)
80 Bill Thompson, vs. Oakland, 10/22/73
75 Jason Hunter, vs. Kansas City, 11/14/10
69 Bud McFadin, vs. N.Y. Titans, 11/22/62
64 Dennis Smith, vs. New England, 11/4/84
54 Robert Ayers, vs. Pittsburgh, 11/9/09
Michael Brooks, vs. L.A. Raiders, 9/6/92
51 Alfred Williams, vs. Cincinnati, 9/21/97
50 Tim Crowder, vs. Pittsburgh, 10/21/07
Ray Crockett, at Kansas City, 12/17/95

Individual Records — Returns / Sacks / Scoring

Miscellaneous Returns For Touchdowns (52)

11/14/10 Jason Hunter (F), vs. Kansas City (75 yards)
12/6/09 André Goodman (F), at Kansas City (30)
11/9/09 Robert Ayers (F), vs. Pittsburgh (54)
11/30/08 Vernon Fox (F), at N.Y. Jets (23)
9/21/08 Nate Webster (F), vs. New Orleans (34)
11/11/07 Nate Webster (F), at Kansas City (17)
10/21/07 Tim Crowder (F), vs. Pittsburgh (50)
9/22/02 Chester McGlockton (F), vs. Buffalo (24)
12/17/00 Jason Suttle (FKO), at Kansas City (0)
11/13/00 Ian Gold (BP), vs. Oakland (12)
9/17/00 Trevor Pryce (F), at Oakland (28)
12/19/99 Glenn Cadrez (F), vs. Seattle (37)
12/21/98 Rod Smith (F), at Miami (0)
11/2/97 Darrius Johnson (FKO), vs. Seattle (6)
9/21/97 Alfred Williams (F), vs. Cincinnati (51)
12/17/95 Ray Crockett (F), at Kansas City (50)
11/21/93 Derek Russell (F), vs. Pittsburgh (0)
9/6/92 Michael Brooks (F), vs. L.A. Raiders (54)
11/24/91 Warren Powers (F), at Seattle (22)
9/23/90 Karl Mecklenburg (F), vs. Seattle (2)
12/16/89 Karl Mecklenburg (F), at Phoenix (23)
11/12/89 Greg Kragen (F), at Kansas City (17)
11/16/86 Andre Townsend (F), vs. Kansas City (7)
9/7/86 Ken Woodard (F), vs. L.A. Raiders (12)
11/17/85 Louis Wright (BFG), vs. San Diego (60)
11/4/84 Dennis Smith (F), vs. New England (64)
10/15/84 Louis Wright (F), vs. Green Bay (27)
10/15/84 Steve Foley (F), vs. Green Bay (22)
10/7/84 Rulon Jones (F), at Detroit (5)
11/13/83 Barney Chavous (F), at L.A. Raiders (0)
9/14/80 Bill Thompson (F), vs. Dallas (32)
12/2/79 Louis Wright (F*), at Buffalo (86)
11/18/79 Bob Swenson (F), at San Francisco (88)
11/11/79 Rob Nairne (BP), vs. New England (22)
11/11/79 Rubin Carter (F), vs. New England (2)
10/14/79 Bill Thompson (F**), at Kansas City (2)
12/3/78 Randy Gradishar (F), at Oakland (30)
11/5/78 Bill Thompson (F), vs. N.Y. Jets (4)
11/7/76 Randy Poltl (F***), vs. Tampa Bay (26)
9/26/76 Calvin Jones (F), vs. Cleveland (43)
11/23/75 Paul Smith (F), at Atlanta (38)
9/21/75 Jack Dolbin (F), vs. Kansas City (2)
10/22/73 Bill Thompson (F), vs. Oakland (80)
11/27/66 John Bramlett (BFG), vs. San Diego (86)
10/17/65 John Griffin (BP), vs. Houston (10)
9/24/65 John Bramlett (F), at Boston (0)
11/8/64 Jim McMillin (F), vs. San Diego (0)
11/1/64 Ed Cooke (F), at Kansas City (46)
10/13/63 Bud McFadin (F), vs. Houston (6)
12/9/62 Jim McMillin (F), at Dallas (9)
11/22/62 Bud McFadin (F), vs. N.Y. Titans (69)
12/10/61 Charles Gavin (BP), at Dallas (23)

F—fumble; FKO—fumble on kickoff; BP—blocked punt; BFG—blocked field goal; *lateral from Gradishar; **lateral from Swenson; ***lateral from Swenson.

SACKS

Note: Sacks became an official statistic tracked by the NFL in 1982. Broncos sack totals before 1982 derived from play-by-play analysis.

Most Sacks

Career
97.5 Simon Fletcher, 1985-95
79.0 Karl Mecklenburg, 1983-94
75.0 Barney Chavous, 1973-85
73.5 Rulon Jones, 1980-88
64.5 Lyle Alzado, 1971-78
64.0 Trevor Pryce, 1997-2005
55.5 Paul Smith, 1968-78
44.0 Tom Jackson, 1973-86
43.0 Elvis Dumervil, 2006-10
Rich Jackson, 1967-72

Season
17.0 Elvis Dumervil, 2009
16.0 Simon Fletcher, 1992
13.5 Simon Fletcher, 1993
Simon Fletcher, 1991
Rulon Jones, 1986
13.0 Trevor Pryce, 1999
Alfred Williams, 1996
Karl Mecklenburg, 1985
Lyle Alzado, 1974
12.5 Elvis Dumervil, 2007
Rich Jackson, 1969

Game
4 Elvis Dumervil, vs. Cleveland, 9/20/09
Simon Fletcher, at San Diego, 11/11/90
Karl Mecklenburg, at Pittsburgh, 12/1/85
Karl Mecklenburg, vs. New Orleans, 9/15/85
Barney Chavous, at Seattle, 12/21/80
Dave Costa, at Buffalo, 9/7/70
Rich Jackson, at Cincinnati, 10/19/69

Most Sacks by a Rookie

Season
11.5 Rulon Jones, 1980
10.0 Mike Croel, 1991
8.5 Elvis Dumervil, 2006
8.0 Lyle Alzado, 1971
6.5 Shane Dronett, 1992

Game
3.0 Dumervil, at Cleveland, 10/22/06
Jones, vs. Oakland, 12/14/80
2.0 Six times (last: Crowder, at Kansas City, 11/11/07)

Most Multi-Sack Games

Career
20 Simon Fletcher, 1985-95
16 Barney Chavous, 1973-85
15 Paul Smith, 1968-78
14 Elvis Dumervil, 2006-09
13 Lyle Alzado, 1971-78
12 Trevor Pryce, 1997-05
11 Karl Mecklenburg, 1983-94
Rulon Jones, 1980-88
10 Rich Jackson, 1967-72
9 Dave Costa, 1967-71

Most Consecutive Games with Sack

*10 Simon Fletcher (games 10-16, 1992; games 1-3, '93)
8 Simon Fletcher (games 9-16, 1991)
7 Lyle Alzado (games 9-14, 1974; game 1, '75)
6 Rulon Jones (games 3-8, 1986)
Rulon Jones (games 4-9, 1985)
Barney Chavous (games 7-12, 1974)

* - NFL Record (tie)

SCORING

Most Touchdowns Scored

Career
71 Rod Smith, 1995-2007 (1 rush, 68 rec., 2 ret.)
65 Terrell Davis, 1995-2002 (60 rush, 5 rec.)
55 Shannon Sharpe, 1990-98, '02-03 (55 rec.)
54 Floyd Little, 1967-75 (43 rush, 9 rec., 2 ret.)
48 Sammy Winder, 1982-90 (39 rush, 9 rec.)
46 Ed McCaffrey, 1995-2003 (46 rec.)
45 Haven Moses, 1972-81 (1 rush, 44 rec.)
44 Riley Odoms, 1972-83 (2 rush, 41 rec., 1 ret.)
Lionel Taylor, 1960-66 (44 rec.)
41 Mike Anderson, 2000-05 (36 rush, 5 rec.)

Season
23 Terrell Davis, 1998 (21 rush, 2 rec.)
17 Clinton Portis, 2002 (15 rush, 2 rec.)
15 Mike Anderson, 2000 (15 rush)
Terrell Davis, 1997 (15 rush)
Terrell Davis, 1996 (13 rush, 2 rec.)
14 Clinton Portis, 2003 (14 rush)
Anthony Miller, 1995 (14 rec.)
Sammy Winder, 1986 (9 rush, 5 rec.)
13 Four times (last: Anderson, 2005)

Game
5 Portis, vs. Kansas City, 12/7/03
4 Portis, vs. Kansas City, 12/15/02
Anderson, at New Orleans, 12/3/00
3 28 times (last: Walker, at Pittsburgh, 11/5/06)

Most TDs Scored by a Rookie

Season
17 Clinton Portis, 2002 (15 rush, 2 rec.)
15 Mike Anderson, 2000 (15 rush)
10 Jon Keyworth, 1974 (10 rush)
9 Knowshon Moreno, 2009 (7 rush, 2 rec.)

Individual Records — Scoring / Kicking

Most TDs Scored by a Rookie, Season, cont.

8 Mike Bell, 2006 (8 rush)
Terrell Davis, 1995 (7 rush, 1 rec.)
Bobby Humphrey, 1989 (7 rush, 1 rec.)

Game
4 Portis, vs. Kansas City, 12/15/02 (3 rush, 1 rec.)
Anderson, at New Orleans, 12/3/00 (4 rush)
3 Davis, vs. Washington, 9/17/95 (2 rush, 1 rec.)
Keyworth, vs. Kansas City, 11/18/74 (3 rush)
2 Many times (last: Moreno, vs. Kansas City, 1/3/10)

Most Consecutive Games Scoring, Non-Kicker

8 Terrell Davis, 1998
6 Terrell Davis, 1997-98; Vance Johnson, '87; Floyd Little, '72; Al Denson, '69; Lionel Taylor, '60-61

Most Points Scored

Career
1,786 Jason Elam, 1993-2007
742 Jim Turner, 1971-79
655 Rich Karlis, 1982-88
429 David Treadwell, 1989-92
428 Rod Smith, 1995-2007
408 Gene Mingo, 1960-64
396 Terrell Davis, 1995-2002
336 Shannon Sharpe, 1990-98, '02-03
324 Floyd Little, 1967-75
312 Matt Prater, 2007-10

Season
138 Terrell Davis, 1998
137 Gene Mingo, 1962
132 Jason Elam, 1995
129 Jason Elam, 2004
127 Jason Elam, 1998
124 Jason Elam, 2001
Jason Elam, 1997
123 Gene Mingo, 1960
122 Matt Prater, 2009
120 Three times (last: Elam, 2003)

Game
30 Portis, vs. Kansas City, 12/7/03
24 Portis, vs. Kansas City, 12/15/02
Anderson, at New Orleans, 12/3/00
21 Mingo, at L.A. Chargers, 12/10/60
20 Scarpitto, at Buffalo, 12/18/66
Mingo, vs. San Diego, 10/6/63
19 Mingo, vs. Oakland, 10/5/62
18 32 times (last: Walker, at Pittsburgh, 11/5/06)

Most Points Scored by a Rookie

Season
123 Gene Mingo, 1960
120 David Treadwell, 1989
119 Jason Elam, 1993
102 Clinton Portis, 2002
92 Mike Anderson, 2000

Game
24 Portis, vs. Kansas City, 12/15/02
Anderson, at New Orleans, 12/3/00
21 Mingo, at L.A. Chargers, 12/10/60
18 Davis, vs. Washington, 9/17/95
Keyworth, vs. Kansas City, 11/18/74

KICKING

Most PAT Attempts

Career
604 Jason Elam, 1993-2007
301 Jim Turner, 1971-79
254 Rich Karlis, 1982-88
136 David Treadwell, 1989-92
126 Gene Mingo, 1960-64
101 Matt Prater, 2007-10
95 Bobby Howfield, 1968-70
70 Fred Steinfort, 1979-81
58 Gary Kroner, 1965-67
20 Bob Humphreys, 1967-68

Season
58 Jason Elam, 1998
49 Jason Elam, 2000
46 Jason Elam, 1997
Jason Elam, 1996
45 Rich Karlis, 1986
44 Jason Elam, 2005
Rich Karlis, 1985
43 Jason Elam, 2002
42 Jason Elam, 2004
Jason Elam, 1993

Game
7 Prater, vs. Kansas City, 11/14/10
Elam, vs. Philadelphia, 10/30/05
6 12 times (last: Elam, vs. Kansas City, 12/7/03)

Most PATs Made

Career
601 Jason Elam, 1993-2007
283 Jim Turner, 1971-79
244 Rich Karlis, 1982-88
132 David Treadwell, 1989-92
120 Gene Mingo, 1960-64
99 Matt Prater, 2007-09
93 Bobby Howfield, 1968-70
68 Fred Steinfort, 1979-81
57 Gary Kroner, 1965-67
19 Bob Humphreys, 1967-68

Season
58 Jason Elam, 1998
49 Jason Elam, 2000
46 Jason Elam, 1997
Jason Elam, 1996
44 Rich Karlis, 1986
43 Jason Elam, 2005
42 Jason Elam, 2004
Jason Elam, 2002
41 Jason Elam, 1993
Rich Karlis, 1985

Game
7 Prater, vs. Kansas City, 11/14/10
Elam, vs. Philadelphia, 10/30/05
6 10 times (last: Elam, vs. Kansas City, 12/7/03)

Most PATs Made by a Rookie

Season
41 Jason Elam, 1993
39 David Treadwell, 1989
33 Gene Mingo, 1960
30 Bobby Howfield, 1968
18 Bob Humphreys, 1967

Highest PAT Percentage

Career (min. 30 attempts)
.995 Jason Elam, 1993-2007 (601-604)
.983 Gary Kroner, 1965-67 (57-58)
.980 Matt Prater, 2007-10 (99-101)
.979 Bobby Howfield, 1968-70 (93-95)
.971 Fred Steinfort, 1979-81 (68-70)
.971 David Treadwell, 1989-92 (132-136)
.961 Rich Karlis, 1982-88 (244-254)
.952 Gene Mingo, 1960-64 (120-126)
.940 Jim Turner, 1971-79 (283-301)

Season (min. 14 attempts)
1.000 23 times [last: Matt Prater, 2009 (32-32)]

Most Consecutive PATs Made

371 Jason Elam (9th gm. in '93 - 11th '02)
131 Jason Elam (11th gm. in '02 - 13th '05)
82 Rich Karlis (5th gm. '86 - 9th '88)
Jim Turner (1st gm. '71 - 9th '73)

Individual / Team Records — Kicking / Miscellaneous

Most Field Goals Attempted

Career

490 Jason Elam, 1993-2007
232 Jim Turner, 1971-79
193 Rich Karlis, 1982-88
127 David Treadwell, 1989-92
118 Gene Mingo, 1960-64
87 Matt Prater, 2007-10
79 Bobby Howfield, 1968-70
64 Fred Steinfort, 1979-81
56 Gary Kroner, 1965-67
22 Dick Guesman, 1964

Season

39 Gene Mingo, 1962
38 Jason Elam, 1995
Rich Karlis, 1985
Jim Turner, 1971
37 Jason Elam, 1994

Game

7 Karlis, at San Diego, 10/2/88
Mingo, vs. San Diego, 10/6/63
6 Elam, at Kansas City, 11/16/97
Elam, vs. Buffalo, 9/3/95
Steinfort, vs. Oakland, 9/6/81
Kroner, vs. Houston, 10/2/66
Guesman, vs. Oakland, 11/29/64
5 18 times (last: Prater, at Kansas City, 9/28/08)

Most Field Goals Made

Career

395 Jason Elam, 1993-2007
151 Jim Turner, 1971-79
137 Rich Karlis, 1982-88
99 David Treadwell, 1989-92
72 Gene Mingo, 1960-64
71 Matt Prater, 2007-10
43 Fred Steinfort, 1979-81
40 Bobby Howfield, 1968-70
29 Gary Kroner, 1965-67
8 Joe Nedney, 2000
Bob Humphreys, 1967-68

Season

31 Jason Elam, 2001
Jason Elam, 1995
30 Matt Prater, 2009
Jason Elam, 1994
29 Jason Elam, 2004
Jason Elam, 1999
27 Jason Elam, 2007
Jason Elam, 2006
Jason Elam, 2003
David Treadwell, 1991
David Treadwell, 1989
Gene Mingo, 1962

Game

5 Elam, vs. Miami, 10/13/02
Elam, at Kansas City, 11/16/97
Elam, vs. Buffalo, 9/3/95
Karlis, vs. Seattle, 11/20/83
Mingo, vs. San Diego, 10/6/63
4 27 times (last: Prater, at Tennessee, 10/3/10)

Most Field Goals Made by a Rookie

Season

27 David Treadwell, 1989
26 Jason Elam, 1993
18 Gene Mingo, 1960
11 Rich Karlis, 1982
9 Bobby Howfield, 1968

Game

4 Elam, at N.Y. Jets, 9/5/93
Treadwell, at Buffalo, 9/18/89
Mingo, at L.A. Chargers, 12/10/60
Mingo, vs. L.A. Chargers, 10/16/60
3 Five times (last: Elam, at L.A. Raiders, 1/2/94)

Highest Field Goal Percentage

Career (min. 20 attempts)

.816 Matt Prater, 2007-10 (71-87)
.806 Jason Elam, 1993-2007 (395-490)
.780 David Treadwell, 1989-92 (99-127)
.710 Rich Karlis, 1982-88 (137-193)
.672 Fred Steinfort, 1979-81 (43-64)
.651 Jim Turner, 1971-79 (151-232)
.610 Gene Mingo, 1960-64 (72-118)
.518 Gary Kroner, 1965-67 (29-56)
.506 Bobby Howfield, 1968-70 (40-79)
.400 Bob Humphreys, 1967-68 (8-20)

Season (min. 10 attempts)

.931 Jason Elam, 2006 (27-29)
.889 Matt Prater, 2010 (16-18)
.871 Jason Elam, 2007 (27-31)
Jason Elam, 2003 (27-31)
.861 Jason Elam, 2001 (31-36)
.857 Matt Prater, 2009 (30-35)
.853 Jason Elam, 2004 (29-34)
.852 Jason Elam, 1998 (23-27)
.846 Rich Karlis, 1982 (11-13)
.840 Rich Karlis, 1983 (21-25)

Highest Field Goal Percentage by a Rookie

Season (min. 15 attempts)

.818 David Treadwell, 1989 (27-33)
.743 Jason Elam, 1993 (26-35)
.643 Gene Mingo, 1960 (18-28)
.500 Bobby Howfield, 1968 (9-18)
.467 Bob Humphreys, 1967 (7-15)

Longest Field Goals

*63 Jason Elam, vs. Jacksonville, 10/25/98
59 Matt Prater, vs. New York Jets, 10/17/10
57 Fred Steinfort, vs. Washington, 10/13/80
56 Matt Prater, at Kansas City, 9/28/08
Jason Elam, at Houston, 11/26/95
55 Matt Prater, vs. Tampa Bay, 10/5/08
Jason Elam, vs. Miami, 10/13/02
Jason Elam, at San Diego, 11/7/99
Fred Steinfort, at Seattle, 12/21/80
Fred Steinfort, vs. Dallas, 9/14/80

* - NFL record (tie)

Most Consecutive Games with Field Goal

18 Jason Elam (1st in '06 - 2nd in '07)
16 Jason Elam (12th in '02 - 11th in '03)
15 Matt Prater (last 9 in '09 - first 6 in '10)
Rich Karlis (13th in '84 - 11th in '85)
13 Jason Elam (6th in '01 - 2nd in '02)

Most Consecutive Field Goals Made

19 Jason Elam (last 17 in '06 - first 2 in '07)
Jason Elam (last 1 in '97 - first 18 in '98)
18 Matt Prater (last 8 in '09 - first 6 in '10)
15 Jason Elam (last 15 in '07)
13 Rich Karlis (last 4 in '84 - first 9 in '85)

Most Consecutive Games Scoring

236 Jason Elam, 1993-2007
69 Rich Karlis, 1984-88

WINNING TRADITION

Super Bowl Wins

2 1997 (XXXII), 1998 (XXXIII)

American Football Conference Championships

6 1977, 1986, 1987, 1989, 1997, 1998

AFC Western Division Titles

10 1977, 1978, 1984, 1986, 1987, 1989, 1991, 1996, 1998, 2005

Playoff Berths

17 1977, 1978, 1979, 1983, 1984, 1986, 1987, 1989, 1991, 1993, 1996, 1997, 1998, 2000, 2003, 2004, 2005

Winning Seasons

24 1973, 1974, 1976, 1977, 1978, 1979, 1981, 1983, 1984, 1985, 1986, 1987, 1989, 1991, 1993, 1996, 1997, 1998, 2000, 2002, 2003, 2004, 2005, 2006

Team Records — Streaks

STREAKS

Most Wins, One Season

14 1998
13 2005
1996
1984
12 1997
1991
1977
11 2000
1989
1986
1985

Most Consecutive Wins

14 1997-98 (last one of '97, first 13 of '98)
10 1984 (games 3-12)
9 1996 (games 5-13)
8 1985-1986 (last two of '85, first six of '86)
1976-1977 (last two of '76, first six of '77)
6 2009 (games 1-6)
2000 (games 9-14)
1997 (games 1-6)
1991-92 (last four of '91, first two of '92)
1977 (games 1-6)

Most Consecutive Games Without Loss

14 1997-98 (last one of '97, first 13 of '98)
10 1984 (games 3-12)
9 1996 (games 5-13)
8 1985-86 (last two of '85, first six of '86)
1976-77 (last two of '76, first six of '77)
7 1973 (games 5-11)
6 2009 (games 1-6)
2000 (games 9-14)
1997 (games 1-6)
1991-92 (last four of '91, first two of '92)
1977 (games 1-6)

Most Consecutive Losses

11 11/3/63 through 10/4/64
9 9/10/67 through 11/12/67
7 11/21/65 through 9/25/66
11/11/62 through 9/14/63
10/29/61 through 12/10/61

Most Consecutive Games Without Win

14 10/13/63 through 10/4/64
9 9/10/67 through 11/12/67
8 11/29/70 through 10/10/71
10/30/60 through 12/17/60
7 11/11/62 through 9/14/63
10/29/61 through 12/10/61

Most Consecutive Home Wins

24 9/1/96 through 12/27/98
13 12/12/04 through 10/15/06
12 10/16/83 through 11/18/84
9 10/16/88 through 10/15/89
8 12/1/91 through 11/15/92
9/6/81 through 12/13/81
7 12/16/90 through 11/3/91
11/6/77 through 10/16/78
6 Four times (last: 11/19/07 through 10/5/08)

Most Consecutive Home Losses

7 9/24/67 through 9/29/68
6 10/13/63 through 10/4/64
5 11/21/82 through 9/25/83
11/7/65 through 9/25/66
10/28/62 through 9/7/63

Most Consecutive Home Games Without Win

7 11/1/70 through 10/10/71
9/24/67 through 9/29/68
6 10/13/63 through 10/4/64
5 11/21/82 through 9/25/83
11/7/65 through 9/25/66
10/28/62 through 9/7/63

Most Consecutive Road Wins

7 12/12/76 through 12/4/77
6 9/20/98 through 11/29/98
5 12/1/85 through 10/12/86
9/16/84 through 11/11/84
4 9/24/06 through 11/12/06
9/29/96 through 11/24/96

Most Consecutive Road Losses

12 11/9/63 through 9/11/65
6 10/10/10 through 12/19/10
10/12/92 through 12/27/92
11/4/90 through 9/8/91
12/11/66 through 10/29/67
12/5/65 through 10/30/66
9/16/61 through 12/10/61

Most Consecutive Road Games Without Win

17 12/2/62 through 9/11/65
6 10/10/10 through 12/19/10
10/12/92 through 12/27/92
11/4/90 through 9/8/91
12/11/66 through 10/29/67
12/5/65 through 10/30/66
9/16/61 through 12/10/61

Most Consecutive Postseason Wins

7 12/27/97 through 1/31/99
2 1/7/90 through 1/14/90
1/10/88 through 1/17/88
1/4/87 through 1/11/87
12/24/77 through 1/1/78

Most Consecutive Postseason Losses

5 1/15/78 through 12/30/84
3 12/31/00 through 1/9/05
1/12/92 through 1/4/97

Most Consecutive Postseason Home Wins

6 1/4/87 through 1/4/92
4 12/27/97 through 1/14/06

Most Consecutive Postseason Home Losses

1 Three times (last: vs. Pittsburgh, 1/22/06)

Most Consecutive Postseason Road Wins

2 1/4/98 through 1/11/98

Most Consecutive Postseason Road Losses

3 12/31/00 through 1/9/05
12/30/78 through 12/24/83

Most Consecutive Preseason Wins

9 8/22/81 through 8/20/83
7 8/14/76 through 8/20/77
6 9/4/99 through 8/11/01

Most Consecutive Preseason Losses

6 8/17/68 through 8/16/69
8/5/60 through 8/12/61
5 8/21/65 through 8/12/66
8/25/61 through 8/18/62

Most Consecutive Preseason Home Wins

10 7/26/97 through 8/31/01
6 8/22/81 through 8/20/83

Most Consecutive Preseason Home Losses

4 8/7/65 through 8/28/66
3 8/17/68 through 8/16/69

Most Consecutive Preseason Road Wins

4 8/10/02 through 8/16/03
9/2/77 through 8/19/78

Most Consecutive Preseason Road Losses

7 8/25/90 through 8/16/93
6 8/30/68 through 8/29/70
8/5/60 through 8/12/61

Team Records — Scoring / Kicking / Offense

SCORING

Most Points Scored

Season
501 1998
485 2000
472 1997
395 2005
392 2002
391 1996
388 1995
381 2004
2003
380 1985

Game
50 vs. San Diego, 10/6/63
49 vs. Kansas City, 11/14/10
vs. Philadelphia, 10/30/05
48 vs. Tampa Bay, 11/7/76
at Houston, 10/14/73
46 vs. N.Y. Jets, 9/19/76
45 Six times (last : vs. Kansas City, 12/7/03)

Largest Margin of Victory

43 vs. N.Y. Jets, 9/19/76 (46-3)
37 at Phoenix, 12/16/89 (37-0)
vs. Oakland, 10/5/62 (44-7)
35 vs. San Diego, 12/21/97 (38-3)
vs. New England, 11/11/79 (45-10)
vs. Tampa Bay, 11/7/76 (48-13)
34 vs. Kansas City, 12/9/07 (41-7)
vs. Cleveland, 10/15/00 (44-10)
vs. Carolina, 11/9/97 (34-0)
at New England, 10/8/95 (37-3)
vs. Detroit, 11/1/87 (34-0)

Most Points, One Half

38 vs. Seattle, 11/26/89 (first)
vs. New England, 11/11/79 (first)
vs. Tampa Bay, 11/7/76 (second)
35 vs. Kansas City, 11/14/10 (first)
vs. Philadelphia, 10/4/98 (first)
vs. Dallas, 9/13/98 (first)
vs. Minnesota, 11/18/84 (first)
34 vs. Atlanta, 9/10/00 (first)
33 vs. San Diego, 10/6/63 (second)
32 vs. N.Y. Titans, 11/22/62 (second)

Most Points, One Quarter

28 vs. Philadelphia, 10/4/98 (first)
26 at N.Y. Jets, 12/3/67 (second)
24 vs. San Diego, 9/14/08 (second)
vs. Jacksonville, 10/25/98 (second)
vs. San Diego, 12/21/97 (second)
vs. N.Y. Jets, 9/1/96 (second)
vs. Washington, 9/17/95 (second)
vs. Seattle, 11/26/89 (second)
vs. New England, 11/11/79 (first)
vs. Tampa Bay, 11/7/76 (fourth)
vs. San Diego, 10/6/63 (fourth)
vs. Buffalo, 11/27/60 (fourth)

Most Touchdowns Scored

Season
62 1998
58 2000
55 1997
47 1996
46 2005
45 2002, 1987, 1986, 1985
42 2008, 2004, 2003, 1995, 1993, 1984

Game
7 vs. Kansas City, 11/14/10
vs. Philadelphia, 10/30/05
6 14 times (last: vs. Kansas City, 12/7/03)

Fewest Points Scored

Season
148 1982 (players' strike; nine-game season)
196 1966
203 1971
240 1964
251 1961
253 1970
254 1975
255 1968
256 1967
262 1992

Game (times Denver shut out: 9)
0 at L.A. Raiders (24-0), 11/22/92
at Philadelphia (30-0), 9/20/92
at New Orleans (42-0), 11/20/88
at Chicago (27-0), 9/9/84
at San Diego (23-0), 10/8/78
at San Diego (17-0), 12/15/74
at Kansas City (16-0), 12/6/70
at Oakland (51-0), 9/10/67
at San Diego (37-0), 10/29/61
2 at Kansas City (34-2), 9/22/68

Largest Margin of Defeat

52 vs. Kansas City, 9/7/63 (59-7)
51 at Oakland, 9/10/67 (51-0)
46 vs. Kansas City, 10/23/66 (56-10)
45 vs. Oakland 10/24/10 (59-14)
43 at Kansas City, 10/29/67 (52-9)

KICKING

Most Field Goals Made

Season
31 2001, 1995
30 2009, 1994
29 2004, 1999
28 2003, 1997
27 2007, 2006, 1991, 1989, 1962

Game
5 vs. Miami, 10/13/02
at Kansas City, 11/16/97
vs. Buffalo, 9/3/95
vs. Seattle, 11/20/83
4 28 times (last: at Tennessee, 10/3/10)

Highest Percentage on PAT Attempts

1.000 19 times (last: 2009, 32 of 32)

TOTAL OFFENSE

Most Total Plays

Season
1,152 1985
1,115 2000
1,092 1996
1,077 1988
1,071 1989
1,070 2004
1987
1,068 1997
1,062 1981
1,060 1993

Game
95 at Green Bay (at Milwaukee), 9/20/87 (OT)
88 at Seattle, 10/29/78 (OT)
86 at Chicago, 12/12/76
vs. San Diego, 11/30/75 (OT)
84 vs. Oakland, 10/16/95
at Kansas City, 12/4/94 (OT)
at L.A. Raiders, 10/28/84 (OT)
vs. Boston, 12/3/61
83 vs. San Diego, 11/19/00; at Phoenix, 12/16/89; at Seattle, 12/8/79; at Houston, 12/20/64; at Houston, 11/20/60

Team Records — Offense / Rushing

Most Yards Total Offense

Season
6,554 2000 (2,311 rush/4,243 pass)
6,333 2008 (1,862/4,471)
6,332 2004 (2,333/3,999)
6,092 1998 (2,468/3,624)
6,090 2002 (2,266/3,824)
6,040 1995 (1,995/4,045)
5,872 1997 (2,378/3,494)
5,791 1996 (2,362/3,429)
5,766 2005 (2,539/3,227)
5,624 1987 (1,970/3,654)

Game
567 vs. Atlanta, 10/31/04 (68 rush/499 pass)
564 at Cleveland, 11/6/08 (123/441)
vs. Philadelphia, 10/30/05 (255/309)
548 vs. Baltimore, 10/20/96 (222/326)
543 vs. N.Y. Jets, 9/19/76 (251/292)
538 at Seattle, 11/26/00 (301/237)
536 vs. San Diego, 11/19/00 (93/433)
532 vs. Buffalo, 12/21/08 (181/351)
vs. Kansas City, 11/18/74 (73/459)
522 at San Diego, 11/29/87 (175/347)

Highest Average Gain Per Play

Season
6.21 2008 (1,019-6,333)
5.92 2004 (1,070-6,332)
5.88 2000 (1,115-6,554)
5.85 1998 (1,041-6,092)
5.76 2002 (1,057-6,090)
5.70 1995 (1,060-6,040)
5.68 2007 (976-5,541)
5.60 2005 (1,030-5,766)
5.50 1997 (1,068-5,872)
5.48 2010 (1,018-5,582)

Game
9.53 vs. Dallas, 9/13/98 (54-515)
8.33 vs. Kansas City, 12/7/03 (61-508)
7.94 at Cleveland, 11/6/08 (71-564)
7.83 vs. Philadelphia, 10/30/05 (72-564)
7.77 vs. New England, 12/17/72 (62-482)
7.76 vs. Arizona, 12/29/02 (58-450)
7.73 vs. Kansas City, 9/21/75 (55-425)
7.66 vs. Atlanta, 10/31/04 (74-567)
7.66 vs. Arizona, 11/5/95 (53-406)

Fewest Yards Total Offense

Season
2,837 1982 (players' strike; nine-game season) (1,018 rush/1,819 pass)
2,947 1967 (1,265/1,682)
3,168 1966 (1,173/1,995)
3,332 1964 (1,311/2,021)
3,811 1961 (1,091/2,720)
3,827 1970 (1,802/2,025)
3,906 1977 (2,043/1,863)
3,971 1968 (1,614/2,357)
3,995 1963 (1,508/2,487)
4,136 1976 (1,932/2,204)

Game
-5 at Oakland, 9/10/67 (48 rush/-53 pass)
26 at Houston, 9/3/66 (33/-7)
82 at Philadelphia, 9/20/92 (52/30)
128 at Washington, 10/12/92 (26/102)
130 at Chicago, 9/9/84 (53/77)
131 vs. Buffalo, 12/13/64 (47/84)
132 vs. Boston, 10/4/64 (53/79)
139 at Pittsburgh, 9/4/83 (138/1)
148 at Kansas City, 12/6/70 (76/72)
152 vs. Oakland, 9/3/78 (144/8)

RUSHING

Most Rushes

Season
601 1978
554 1989
543 2003
542 2005
534 2004
525 1998
1996
1979
523 1977
520 1997

Game
60 vs. San Diego, 11/30/75 (OT)
59 at Kansas City, 9/24/78 (OT)
at Chicago, 12/12/76
57 at Seattle, 10/29/78 (OT)
at Cleveland, 10/24/71
55 vs. San Diego, 10/17/71
54 at Indianapolis, 12/21/03
53 at Kansas City, 11/20/77
51 at Oakland, 10/17/04
vs. Green Bay, 10/17/99

Most Yards Rushing

Season
2,629 2003
2,539 2005
2,468 1998
2,451 1978
2,378 1997
2,362 1996
2,333 2004
2,311 2000
2,266 2002
2,157 1974

Game
356 at Chicago, 12/12/76
328 vs. San Diego, 11/30/75 (OT)
301 at Seattle, 11/26/00
292 at Oakland, 11/24/74
283 at New Orleans, 12/3/00
280 at Cleveland, 10/24/71
278 at Seattle, 10/29/78 (OT)
272 at Cincinnati, 10/19/69
270 vs. Kansas City, 12/7/03
260 vs. Seattle, 12/19/99 (OT)

Highest Average Gain Per Rush

Season
4.96 2002 (457-2,266)
4.84 2003 (543-2,629)
4.81 2008 (387-1,862)
4.70 1998 (525-2,468)
4.68 2005 (542-2,539)
4.57 1997 (520-2,378)
4.56 2007 (429-1,957)
4.53 1995 (440-1,995)
4.50 1996 (525-2,362)
4.49 1972 (409-1,838)

Game (min. 10 rushes)
9.52 vs. Chicago, 11/23/03 (21-200)
9.00 at San Diego, 12/28/08 (10-90)
8.44 vs. Kansas City, 12/7/03 (32-270)
8.09 vs. Arizona, 12/29/02 (32-259)
7.88 vs. Seattle, 12/19/99 (33-260) (OT)
7.73 vs. Houston, 10/18/92 (22-170)
7.66 vs. Cincinnati, 9/21/97 (29-222)
7.63 at N.Y. Giants, 11/5/72 (24-183)
7.34 at Seattle, 11/26/00 (41-301)
7.20 at Dallas, 11/24/05 (20-144) (OT)

Team Records — Rushing / Passing

Most Rushing Touchdowns

Season

26	1998
25	2005
21	2002
	2000
20	2003
	1996
	1985
	1974
19	1994
	1990

Game

5	vs. Kansas City, 12/7/03
4	Seven times (last: vs. San Francisco, 12/23/00)

Fewest Yards Rushing

Season

1,018	1982 (players' strike; nine-game season)
1,091	1961
1,173	1966
1,195	1960
1,265	1967
1,298	1962
1,311	1964
1,470	1994
1,500	1992
1,508	1963

Game

13	at Oakland, 10/22/72
14	vs. Miami, 11/2/08
19	at Tennessee, 10/3/10
20	at Dallas, 12/10/61
26	at Washington, 10/12/92
27	vs. Pittsburgh, 11/9/09
	at Buffalo, 9/15/62
28	vs New England, 11/4/84
	vs Kansas City, 10/23/66
29	vs Oakland, 11/28/63

PASSING

Most Pass Attempts

Season

626	1994
620	2008
617	1985
594	1995
581	1988
580	2010
569	2000
568	1961
559	1962
558	2009

Game

59	at Green Bay, 10/10/93
58	vs. San Diego, 11/19/00
57	vs. Indianapolis, 9/26/10
56	vs. Kansas City, 1/3/10
	at L.A. Raiders, 12/26/82
	at Boston, 9/21/62
	at Buffalo, 9/15/62
55	vs. Atlanta, 10/31/04
	at Houston, 12/20/64
54	at Baltimore, 9/30/02
	at N.Y. Titans, 9/24/61
	vs. Houston, 11/6/60

Most Completions

Season

388	1994
386	2008
359	2002
354	2000
350	1995
	1993
341	2009
334	2010
329	1985
327	1996

Game

37	vs. Indianapolis, 9/26/10
36	vs. San Diego, 9/14/08
	vs. San Diego, 11/19/00
	vs. San Diego, 9/4/94
35	at Tennessee, 10/3/10
	vs. New England, 10/11/09
	at Baltimore, 9/30/02
	at Houston, 12/20/64
34	vs. Oakland, 11/11/02
33	at San Diego, 12/28/08
	at Green Bay, 10/10/93

Highest Completion Percentage

Season

.648	2002 (359-554)
.633	2007 (326-515)
.633	1993 (350-553)
.623	2008 (386-620)
.622	2000 (354-569)
.620	1994 (388-626)
.611	2009 (341-558)
.611	2001 (312-511)
.610	1996 (327-536)
.600	2005 (279-465)

Game (min. 10 attempts)

.917	at L.A. Raiders, 11/2/86 (11-12)
.875	vs. San Diego, 9/27/81 (21-24)
.870	vs. Kansas City, 12/10/78 (20-23)
.824	at Indianapolis, 12/21/03 (14-17)
.808	at Tennessee, 12/25/04 (21-26)
.800	vs. Kansas City, 12/7/08 (32-40)
.783	at New England, 10/27/02 (18-23)
	vs. San Diego, 9/4/94 (36-46)
	vs. Minnesota, 11/18/84 (18-23)
.780	vs. San Diego, 10/6/96 (32-41)

Most Yards Passing (net yards)

Season

4,471	2008
4,243	2000
4,045	1995
4,038	2010
4,017	1994
3,999	2004
3,824	2002
3,768	1993
3,691	1988
3,654	1987

Game

499	vs. Atlanta, 10/31/04
472	vs. Indianapolis, 9/26/10
459	vs. Kansas City, 11/18/74
443	vs. San Diego, 11/19/00
441	at Cleveland, 11/6/08
431	vs. Oakland, 12/14/80
428	vs. Kansas City, 1/3/10
	at Buffalo, 9/15/62
396	at Oakland, 10/22/72
385	at Seattle, 12/20/85

Fewest Yards Passing (net yards)

Season

1,682	1967
1,819	1982 (players' strike; nine-game season)
1,863	1977
1,995	1966
2,021	1964
2,025	1970
2,065	1971
2,204	1976
2,328	1974
2,357	1968

Team Records — Passing

Fewest Yards Passing (net yards), cont.

Game

-53	at Oakland, 9/10/67
-7	at Houston, 9/3/66
1	at Pittsburgh, 9/4/83
6	vs. N.Y. Jets, 11/15/64
8	vs. Oakland, 9/3/78
	vs. San Diego, 11/30/75 (OT)
18	at N.Y. Jets, 12/3/67
20	at Houston, 11/14/65
30	at Philadelphia, 9/20/92
33	vs. San Diego, 10/7/79

Most Touchdown Passes Thrown

Season

32	1998
28	2000
27	2004
	1997
	1995
	1993
	1981
26	2001
	1996
25	2010
	2008

Game

5	vs. Kansas City, 11/14/10
	vs. San Diego, 11/19/00
	vs. Minnesota, 11/18/84
	vs. Buffalo, 10/28/62
4	24 times (last: vs. San Diego, 9/14/08)

Most Interceptions Thrown

Season

45	1961
40	1962
35	1960
34	1975
32	1964
30	1966
	1965
29	1992
	1963
28	1970

Game

8	at Houston, 12/2/62
6	vs. San Diego, 9/21/80
	vs. San Diego, 11/30/75 (OT)
	at San Diego, 9/24/72
	at Houston, 11/26/61
	vs. Buffalo, 11/19/61
	at Green Bay (at Milwaukee), 9/26/71
5	16 times (last: vs. N.Y. Jets, 10/3/99)

Best Interception Avoidance Percentage

Season

.015	2005 (7-465)
.018	1993 (10-553)
.021	2010 (12-580)
.021	1994 (13-626)
.021	2000 (12-569)
.021	1997 (11-513)
.023	2009 (13-558)
.024	1995 (14-594)
.026	1991 (12-459)
.029	1998 (14-491)

Highest Average Gain Per Attempt

Season

8.23	1981 (485-3,992)
8.09	1974 (329-2,660)
7.85	2004 (521-4,089)
7.85	2000 (569-4,464)
7.76	1998 (491-3,808)
7.55	1972 (384-2,900)
7.47	2002 (554-4,139)
7.43	2010 (580-4,307)
7.34	1993 (553-4,061)
7.33	2008 (620-4,545)

Highest Average Gain Per Completion

Season

15.79	1968 (179-2,826)
14.94	1976 (168-2,510)
14.77	1969 (192-2,835)
14.60	1967 (150-2,190)
14.46	1974 (184-2,660)
14.43	1972 (201-2,900)
14.18	1963 (217-3,076)
14.16	1966 (166-2,351)
13.90	1977 (163-2,265)
13.81	1981 (289-3,992)

Fewest Times Denver Passer Sacked

Season

12	2008
15	2004
22	1971
23	2005
24	1982 (players' strike; nine-game season)
	1965
25	2003
	1998
26	1995
27	1973

Most Times Denver Passer Sacked

Season

63	1963
61	1981
	1964
58	1967
55	1994
	1983
52	1992
51	1969
50	1977
48	1978
	1976

Game

11	vs. Oakland, 11/5/67
	vs. Buffalo, 12/13/64
10	at Oakland, 10/31/76
	at Oakland, 12/8/75
9	at Chicago, 10/2/83
8	vs. Oakland, 10/30/77; vs. Kansas City, 10/1/72; vs. Boston, 10/4/64

Most Yardage Lost on Sacks

Season

590	1963
520	1964
508	1967
469	1968
461	1981
439	1983
402	1977
382	1992
366	1994
359	1975

Game

95	vs. Oakland, 11/5/67
84	vs. Buffalo, 12/13/64
78	vs. Kansas City, 12/14/68
	vs. Boston, 9/29/63
77	at Boston, 9/21/62
74	at Oakland, 12/8/75
72	at L.A. Raiders, 12/26/82
71	at Chicago, 10/2/83
67	vs. L.A. Raiders, 10/18/93
63	vs. Kansas City, 10/1/72

Team Records — First Downs / Punting

FIRST DOWNS

Most First Downs

Season
383 2000
357 2002
354 2008
351 2004
347 1998
346 1994
344 1995
340 1997
339 1985
338 1988

Game
34 vs. San Diego, 9/14/08
vs. San Diego, 11/19/00
vs. Kansas City, 11/18/74
32 at Cincinnati, 10/22/00
31 vs. Seattle, 12/27/98
vs. Seattle, 12/1/96
at San Diego, 11/29/87
vs. Houston, 10/6/85
vs. N.Y. Jets, 9/19/76
30 Four times (last: vs. Kansas City, 1/3/10)

Most First Downs Rushing

Season
145 2005
138 1997
135 1998
134 1996
133 2003
132 1987
130 1979
129 1978
127 2004
126 1990

Game
19 at Chicago, 12/12/76
vs. San Diego, 11/30/75 (OT)
18 vs. N.Y. Jets, 11/20/05
17 at Seattle, 10/29/78 (OT)
16 at Kansas City, 10/27/85
vs. N.Y. Giants, 10/26/80
at Kansas City, 9/24/78 (OT)
at Boston, 9/24/65
15 Five times (last: at New Orleans, 12/3/00)

Most First Downs Passing

Season
223 2008
2000
205 1995
204 2010
202 1994
199 2002
196 1988
192 1985
187 2007
1993

Game
25 vs. Kansas City, 11/24/74
24 vs. San Diego, 12/3/00
23 at Houston, 12/20/64
22 vs. Oakland, 12/14/80
21 vs. Kansas City, 1/3/10
vs. New England, 10/11/09
vs. Atlanta, 10/31/04
20 vs. Indianapolis, 9/26/10
at San Diego, 12/28/08
vs. San Diego, 9/14/08
at Buffalo, 9/15/62

Most First Downs by Penalty

Season
43 1994
41 1986
40 2004
39 2003
38 1983
36 2000
1988
35 1993
34 1985
1981

Game
11 vs. Houston, 10/6/85
7 at Kansas City, 9/19/99
at Kansas City, 11/16/98
vs. L.A. Raiders, 9/7/86
6 vs. Green Bay, 10/29/07 (OT)
vs. San Francisco, 12/23/00
at Kansas City, 11/16/97
vs. Houston, 9/7/64
5 21 times (last: vs. Oakland, 11/23/08)

Fewest First Downs

Season
170 1982 (players' strike; nine-game season)
171 1966
172 1967
207 1964
217 1971
1970
1968
219 1961
223 1977
230 1963

Game
0 at Houston, 9/3/66
3 at Oakland, 9/10/67
4 at Philadelphia, 9/20/92
7 at Washington, 10/12/92
at Kansas City, 12/6/70
vs. Buffalo, 12/13/64
8 Six times (last: at Tampa Bay, 9/26/99)

PUNTING

Most Punts

Season
105 1967
96 1984
1978
1968
94 1985
91 1977
89 1979
87 1983
1970
86 2010, 1986, 1981

Game
12 at Buffalo, 10/25/81
vs. Cincinnati, 10/6/68
at Oakland, 9/10/67
11 at Seattle, 11/30/92 (OT)
vs. Seattle, 10/20/85 (OT)
10 Seven times (last: at Baltimore, 9/11/83)

Fewest Punts

Season
45 1982 (players' strike; nine-game season)
46 2008
54 1995
55 2002
60 2007
1997
1990
1972
1962
62 2000

Team Records — Punting / Returns

Fewest Punts, cont.

Game
0 vs. Buffalo, 12/21/08
vs. San Diego, 11/16/03
at Minnesota 11/4/90
vs. Dallas, 10/8/61
1 21 times (last: vs. Kansas City, 12/7/08)

Highest Punting Average

Season
46.7 2008 (46-2,150)
46.5 1999 (84-3,908)
46.2 1998 (67-3,097)
45.2 1966 (77-2,878)
45.1 1973 (69-3,114)
45.0 1982 (45-2,026)
(players' strike; nine-game season)
44.9 1967 (105-4,713)
44.7 2001 (82-3,668)
44.6 2010 (86-3,835)
44.4 1993 (68-3,017)

Game (min. 4 punts)
57.2 vs. L.A. Raiders, 9/26/88 (5-286) (OT)
56.6 vs. Seattle, 11/24/84 (5-283)
56.2 at Arizona, 12/12/10 (5-281)
55.8 vs. San Diego, 12/16/90 (5-279)
55.0 at New England, 10/27/91 (5-275)
54.4 at Oakland, 9/20/98 (5-272)
54.3 at Arizona, 9/23/01 (4-217)
vs. Minnesota, 10/31/99 (4-217)
54.2 at Oakland, 10/10/99 (5-271)
53.8 vs. San Diego, 10/22/67 (8-430)

Lowest Punting Average

Season
35.1 1976 (84-2,945)
36.4 1978 (96-3,494)
37.3 1960 (70-2,610)
39.0 2002 (55-2,145)
39.2 1977 (91-3,563)
39.3 1986 (86-3,376)
39.4 1961 (80-3,149)
39.6 2000 (62-2,455)
39.9 1989 (80-3,188)
39.9 1975 (63-2,515)

Highest Net Punting Average (Since 1976)

Season
38.5 1990 (60-2,313)
38.1 1997 (60-2,283)
38.0 2005 (73-2,771)
37.9 1988 (68-2,574)
37.8 2008 (46-1,740)
37.8 1982 (45-1,699)
(players' strike; nine-game season)
37.7 1992 (85-3,203)
37.6 1998 (67-2,516)
37.3 1995 (54-2,012)
37.1 1994 (76-2,823)

Game (min. 4 punts)
52.8 vs. L.A. Raiders, 9/26/88 (5-264) (OT)
52.3 vs. San Diego, 11/11/01 (6-314)
52.3 at Houston, 12/4/77 (4-209)
51.2 vs. San Diego, 12/16/90 (5-256)
48.3 vs. San Francisco, 9/19/82 (6-290)
47.0 vs. Seattle, 11/25/84 (5-235)
46.9 vs. New England, 10/16/05 (7-328)
46.8 vs. Pittsburgh, 10/12/03 (6-281)
46.0 vs. St. Louis, 9/14/97 (4-184)
vs. San Diego, 11/9/86 (4-184)

PUNT RETURNS

Most Punt Returns

Season
63 1970
58 1977
54 1999
53 1988
51 1981
1978
1976
49 1996
48 1987
1986

Game
8 vs. San Diego, 12/27/87
vs. Baltimore, 10/22/78
vs. San Diego, 11/30/75 (OT)
at Kansas City, 10/6/74
at Buffalo, 9/20/70
7 Eight times (last: vs. Miami, 12/12/04)

Most Punt Return Yards

Season
712 1977
640 1976
583 1996
582 1978
556 1970
555 1997
552 1986
486 1987
474 1974
470 1975

Game
168 vs. Carolina, 11/9/97
167 vs. Pittsburgh, 11/6/77
150 vs. San Diego, 12/27/88
128 vs. San Francisco, 9/19/82
126 at N.Y. Jets, 12/3/67
125 vs. Cleveland, 9/26/76
121 vs. St. Louis, 9/14/97
at Buffalo, 9/20/70
116 at Houston, 11/14/65
113 vs. N.Y. Jets, 11/17/63

Highest Punt Return Average

Season
14.5 1982 (21-305)
(players' strike; nine-game season)
13.5 1997 (41-555)
13.5 1967 (26-351)
13.1 2001 (31-405)
12.9 1963 (30-387)
12.5 1976 (51-640)
12.3 1977 (58-712)
12.2 1969 (37-450)
11.9 1996 (49-583)
11.5 1995 (31-358)

Most Punt Return Touchdowns

Season
4 1976
3 1997
2 2003, 1986, 1982
1 15 times (last: 2009)

Game
2 vs. Carolina, 11/9/97
vs. Cleveland, 9/26/76
1 24 times (last: at San Diego, 10/19/09)

KICKOFF RETURNS

Most Kickoff Returns

Season
78 1963
76 1964
75 1994
71 2008
1965
67 2001
1960
66 2000
1990
1961

Team Records — Kick Returns / Fumbles

Most Kickoff Returns, cont.

Game

10	at Arizona, 12/12/10
	at Indianapolis, 10/31/88
	vs. Boston, 10/4/64
	at San Diego, 12/22/63
9	at San Diego, 12/28/08
	at Kansas City, 12/18/83
	at Boston, 10/18/63
	vs. Kansas City, 9/7/63
8	18 times (last: at Oakland, 12/19/10)

Most Kickoff Return Yards

Season

1,801	1963
1,758	1964
1,731	1965
1,576	2001
1,558	1966
1,550	2008
1,547	1960
1,523	1994
1,518	1967
1,501	1961

Game

295	vs. Boston, 10/4/64
289	vs. Kansas City, 9/7/63
272	at Arizona, 12/12/10
238	at Kansas City, 10/8/63
226	at Indianapolis, 10/31/88
217	at San Diego, 10/29/61
216	at Houston, 9/3/66
215	at San Diego, 10/29/61
211	at Minnesota, 11/4/90
208	vs. Boston, 11/11/62
	at Boston, 9/21/62

Highest Kickoff Return Average

Season

26.9	1966 (58-1,588)
25.3	1967 (60-1,518)
24.5	1975 (59-1,446)
24.4	1965 (71-1,731)
24.3	2010 (59-1,435)
24.2	1998 (58-1,402)
23.9	1996 (50-1,195)
23.6	1969 (56-1,323)
23.5	2001 (67-1,576)
23.5	2002 (62-1,456)

Most Kickoff Return Touchdowns

Season

3	1966
1	2010, 2009, 2000, 1998, 1972, 1963, 1961

Game

1	10 times (last: vs. San Diego, 1/2/11)

FUMBLES

Most Broncos Fumbles

Season

36	1984
	1966
35	1979
34	1988
	1983
	1963
33	1999
	1961
32	1960
31	1991

Game

6	vs. Washington, 11/18/01
	vs. Philadelphia, 10/29/89
	vs. Cleveland, 10/19/75
	at Boston, 11/6/66
	vs. L.A. Chargers, 10/16/60
5	14 times (last: vs. Oakland, 10/24/10)

Most Broncos Fumbles Lost

Season

20	1961
19	1983
18	1994
	1993
	1981
	1979
17	Six times (last: 1987)

Game

5	vs. Cleveland, 10/19/75
	vs. Chicago, 9/30/73
4	Eight times (last: at Indianapolis, 10/31/88)

Fewest Broncos Fumbles

Season

15	2009
	1969
17	1998
18	2008
19	2005
21	2002
	1973
23	2004
	1976
	1974
	1970

Fewest Broncos Fumbles Lost

Season

6	2003
	1998
7	2002
8	2001
	1985
	1969
	1964
9	2005, 2004, 1973

Most Opponent Fumbles

Season

46	1983
44	1984
43	1989
40	1964
37	1975
36	1990
	1981
	1971
35	1987, 1970, 1966

Game

7	vs. Green Bay, 10/15/84
	vs. Seattle, 11/20/83
	at Oakland, 10/4/81
	vs. Buffalo, 12/13/64
6	10 times (last: at Pittsburgh, 11/5/06)

Most Opponent Fumbles Recovered

Season

24	1984
23	1981
22	1989
21	1964
20	1983
	1971
	1963
19	1987, 1979, 1962

Game

6	at Buffalo, 12/2/79
5	vs. Seattle, 12/13/81
	at Boston, 11/6/66
	vs. Buffalo, 12/13/64
	at Oakland, 10/14/62
4	11 times (last: at L.A. Raiders, 10/28/84) (OT)

Team Records — Fumbles / Turnovers / Penalties

Fewest Opponent Fumbles

Season

15	2008
17	1982 (players' strike; nine-game season)
20	1995
22	2010
	1985
	1974
23	2002
	1988
	1976
	1967

Fewest Opponent Fumbles Recovered

Season

7	2008
	1982 (players' strike; nine-game season)
8	2010
	2004
9	1996
10	1991
11	2003
	1999
	1998
	1974

TURNOVERS

Most Takeaways

Season

55	1984 (31 INT / 24 FUM)
53	1964 (32 INT / 21 FUM)
47	1987 (28 INT / 19 FUM)
	1983 (27 INT / 20 FUM)
46	1981 (23 INT / 23 FUM)
	1962 (27 INT / 19 FUM)
44	2000 (27 INT / 17 FUM)
	1978 (31 INT / 13 FUM)
	1960 (27 INT / 17 FUM)
43	1989 (21 INT / 22 FUM)

Game

10	at Detroit, 10/7/84 (7 INT / 3 FUM)

Fewest Takeaways

Season

13	2008 (6 INT / 7 FUM)
18	2010 (10 INT / 8 FUM)
19	1982 (12 INT / 7 FUM) (players' strike; nine-game season)
20	2004 (12 INT / 8 FUM)
	2003 (9 INT / 11 FUM)
21	1995 (8 INT / 13 FUM)
22	2002 (9 INT / 13 FUM)
	1972 (10 INT / 12 FUM)
25	1990 (10 INT / 15 FUM)
26	1999 (15 INT / 11 FUM)
	1994 (12 INT / 14 FUM)

Most Giveaways

Season

*65	1961 (45 INT / 20 FUM)
54	1962 (40 INT / 14 FUM)
52	1960 (35 INT / 17 FUM)
48	1975 (34 INT / 14 FUM)
47	1966 (30 INT / 17 FUM)
46	1965 (30 INT / 16 FUM)
43	1992 (29 INT / 14 FUM)
	1963 (28 INT / 15 FUM)
41	1983 (22 INT / 19 FUM)
	1979 (23 INT / 18 FUM)
	1970 (28 INT / 13 FUM)

* - NFL Record

Game

9	at Houston, 12/2/62 (8 INT / 1 FUM)
	vs. Buffalo, 11/19/61 (6 INT / 3 FUM)

Fewest Giveaways

Season

16	2005 (7 INT / 9 FUM)
20	1998 (14 INT / 6 FUM)
21	1997 (11 INT / 10 FUM)
23	2009 (13 INT / 10 FUM)
24	2003 (18 INT / 6 FUM)
25	2000 (12 INT / 13 FUM)
	1991 (12 INT / 13 FUM)
27	2010 (12 INT / 15 FUM)
	2002 (20 INT / 7 FUM)
	2001 (19 INT / 8 FUM)
	1977 (12 INT / 15 FUM)

Consecutive Games With a Takeaway

36	1982-84 (2nd game '82 through 12th game '84)

Consecutive Games Without a Giveaway

*4	2005 (3rd through 6th)

Best Takeaway Ratio

Season

+21	1984 (55 Takeaways / 34 Giveaways)
+20	2005 (36/16)
+19	2000 (44/25)
+13	1964 (53/40)
+12	1977 (39/27)
+11	1989 (43/32)
	1987 (47/36)
	1967 (41/30)
+10	2001 (37/27)
	1998 (30/20)
	1997 (31/21)
	1978 (44/34)

Game

+8	at Oakland, 10/16/77 (8 Takeaways / 0 Giveaways)

Worst Takeaway Ratio

Season

-25	1961 (40 Takeaways / 65 Giveaways)
-17	2008 (13/30)
	1982 (19/36)
-16	1975 (32/48)
	1966 (31/47)
-12	1992 (31/43)
	1972 (22/34)
-9	2010 (18/27)
	2004 (20/29)
	1995 (21/30)
	1980 (28/37)

Game

-9	vs. Buffalo, 11/19/61 (0 Takeaways / 9 Giveaways)

PENALTIES

Most Penalties

Season

132	1978
116	1997
	1979
115	1998
114	1999
112	1993
109	1996
	1995
108	1990
107	2003

Game

15	vs. Tampa Bay, 11/7/76
14	at Kansas City, 9/20/93
	vs. Oakland, 10/17/76
	at N.Y. Jets, 10/28/73
13	at San Diego 9/24/95
	at Green Bay, 10/10/93
	at Seattle, 10/22/89 (OT)
	at Seattle, 12/8//79

Team Records — Penalties / Third Downs / Defense

Most Yards Penalized

Season
1,092 1978
1,023 1998
1,006 1997
1979
986 1976
949 1996
944 2010
922 2003
917 2001
910 1986

Game
160 vs. Tampa Bay, 11/7/76
148 at Seattle, 10/14/01
146 at Kansas City, 12/16/01 (OT)
134 vs. Pittsburgh, 11/6/77
132 at Oakland, 10/17/76
130 vs. N.Y. Titans, 11/22/62
128 at Minnesota, 10/26/87
at Seattle, 12/8/79
124 vs. Cleveland, 12/14/03 (OT)
123 at N.Y. Jets, 10/28/73
at Oakland, 11/9/69

Fewest Penalties

Season
48 1967
54 1982 (players' strike; nine-game season)
1960
60 1961
64 1962
65 1963
66 1966
67 2006
1971
69 1965

Game
0 vs. Kansas City, 9/17/06 (OT)
at Chicago, 12/18/93
vs. Kansas City, 12/16/67
1 16 times (last: vs. Kansas City, 12/7/08)

Fewest Yards Penalized

Season
478 2006
501 1960
512 1967
516 1982 (players' strike; nine-game season)
548 1963
560 1961
594 1989
610 2007
613 1962
632 1974

Game
0 vs. Kansas City, 9/17/06 (OT)
at Chicago, 12/18/93
vs Kansas City, 12/17/67
at Boston, 9/21/62
5 vs. Kansas City, 12/7/08
at Arizona, 12/17/06
vs. Atlanta, 10/16/88
at Kansas City, 10/27/85
vs. Kansas City, 9/7/63
vs. Boston, 11/11/62
vs. Dallas, 10/30/60

THIRD DOWNS (SINCE 1972)

Most Third Down Attempts

Season
252 1985

Most Third Down Conversions

Season
112 1996

Highest Third Down Percentage

Season
.489 1996 (112-229)

TOTAL DEFENSE

Fewest Points Allowed

Season
148 1977
198 1978
206 1976
226 1989
1982 (players' strike; nine-game season)
235 1991
241 1984
258 2005
262 1979
264 1970

Game (List of Denver Shutouts: 17)
Denver 24, N.Y. Jets 0, 11/20/05
Denver 34, Carolina 0, 11/9/97
Denver 27, Oakland 0, 10/16/95
Denver 12, at Cleveland 0, 9/27/92
Denver 37, at Phoenix 0, 12/16/89
Denver 12, at San Diego 0, 10/2/88
Denver 24, San Diego 0, 12/27/87
Denver 34, Detroit 0, 11/1/87
Denver 21, Kansas City 0, 10/23/84
Denver 17, at Oakland 0, 10/4/81
Denver 7, San Diego 0, 10/7/79
Denver 10, Cincinnati 0, 9/2/79
Denver 7, St. Louis 0, 9/18/77
Denver, 17, at San Diego 0, 11/14/76
Denver 26, San Diego 0, 10/3/76
Denver 27, Cleveland 0, 10/24/71
Denver 13, San Diego 0, 11/2/69

Fewest Touchdowns Allowed

Season
18 1977
21 1978
22 1991
25 1989
1982 (players' strike; nine-game season)
1976
26 1984
27 1993
28 1970
29 2006

Fewest Field Goals Allowed

Season
8 1977
12 1976
13 1995
1961
14 2005
1998
1997
1987
1965
15 1981
1979
1967
1963

Fewest Total Plays Allowed

Season
616 1982 (players' strike; nine-game season)
825 1971
838 1970
847 1963
850 1965
871 1966
872 1973
876 1972
899 1961
901 1975

Team Defensive Records — Total / Rushing

Fewest Total Plays Allowed, cont.

Game
37 at Indianapolis, 12/21/03
40 at Jacksonville, 9/19/04
vs. San Diego, 11/16/03
vs. San Diego, 10/6/63
42 vs. Green Bay, 12/30/90
vs. San Diego, 11/30/75 (OT)
43 vs. N.Y. Jets, 11/20/05
vs. Indianapolis, 1/2/05
44 at Oakland, 9/24/00
at Boston, 9/24/65
vs. Boston, 9/29/63

Fewest Total Yards Allowed

Season
3,169 1982 (935 rush/2,234 pass)
(players' strike; nine-game season)
3,705 1970 (1,351/2,354)
3,734 1976 (1,709/2,025)
3,775 1977 (1,531/2,244)
3,819 1971 (1,834/1,985)
3,851 1972 (1,668/2,183)
4,006 1975 (1,974/2,032)
4,235 1973 (1,795/2,440)
4,297 1965 (1,337/2,960)
4,391 1974 (1,808/2,583)

Game
60 at Cleveland, 10/24/71 (24 rush/36 pass)
66 vs. Chicago, 12/5/71 (73/-7)
70 vs. San Diego, 11/2/69 (50/20)
92 vs. New England, 11/11/79 (58/34)
96 vs. San Diego, 11/16/03 (40/56)
101 at Phoenix, 12/16/89 (22/79)
121 vs. Kansas City, 10/4/70 (88/33)
123 vs. San Diego, 11/30/75 (59/64) (OT)
at Philadelphia, 10/31/71 (46/77)
128 vs. Indianapolis, 10/15/89 (44/84)
at San Diego, 11/14/76 (33/95)

Lowest Average Yield Per Play

Season
4.01 1977 (931-3,775)
4.14 1976 (919-3,734)
4.38 1978 (1,016-4,448)
4.39 1972 (876-3,851)
4.42 1970 (838-3,705)
4.45 1975 (901-4,006)
4.51 1989 (977-4,407)
4.62 1971 (825-3,819)
4.65 1974 (945-4,391)
4.70 1979 (1,033-4,852)

Game
1.12 vs. Chicago, 12/5/71 (59-66)
1.25 vs. San Diego, 11/2/69 (56-70)
1.30 at Cleveland, 10/24/71 (46-60)
1.61 vs. New England, 11/11/79 (57-92)
2.06 at Phoenix, 12/16/89 (49-101)
2.16 vs. Kansas City, 10/4/70 (56-121)
2.25 at San Diego, 11/14/76 (57-128)
2.30 vs. Buffalo, 9/25/77 (56-129)

RUSHING DEFENSE

Fewest Rushes Allowed

Season
293 1982 (players' strike; nine-game season)
344 2005
2000
345 1996
356 1998
379 2003
2002
381 1997
384 1965
396 2004

Game
8 vs. N.Y. Jets, 11/20/05
9 at New Orleans, 12/3/00
vs. Cleveland, 10/15/00
at New England, 11/17/96
10 at San Diego, 12/29/87
at San Diego, 10/12/86
11 at Jacksonville, 10/2/05
vs. Green Bay, 10/17/99
at N.Y. Jets, 12/3/67
12 at Indianapolis, 12/21/03
at Detroit, 12/25/99
vs. Kansas City, 10/27/96
at Phoenix, 12/16/89

Fewest Rushing Yards Allowed

Season
935 1982 (players' strike; nine-game season)
1,287 1998
1,331 1996
1,337 1965
1,351 1970
1,363 2005
1,418 1993
1,489 2002
1,492 2001
1,512 2004

Game
0 at Kansas City, 12/19/65
12 at Jacksonville, 10/2/05
16 vs. Kansas City, 12/9/07
17 at New England, 11/17/96
18 vs. Pittsburgh, 9/27/70
19 vs. N.Y. Jets, 11/20/05
20 at San Diego, 10/2/88
21 at New Orleans, 12/3/00
vs. Green Bay, 10/17/99
vs. Oakland, 10/16/95

Lowest Average Yield Per Rush

Season
3.19 1982 (293-935) (players' strike; nine-game season)
3.26 1977 (470-1,531)
3.30 1970 (409-1,351)
3.37 1979 (502-1,693)
3.45 1976 (496-1,709)
3.48 1965 (384-1,337)
3.57 1993 (397-1,418)
3.60 1978 (549-1,979)
3.62 1998 (356-1,287)
3.67 2001 (406-1,492)

Game (min. 10 rushes)
0.00 at Kansas City, 12/19/65 (20-0)
0.64 vs. Pittsburgh, 9/27/70 (28-18)
0.94 vs. Kansas City, 12/9/07 (17-16)
1.10 at Jacksonville, 10/2/05 (11-12)
1.29 at Miami, 12/21/98 (28-36)
1.47 vs. Cincinnati, 12/14/69 (19-28)
1.50 at San Diego, 11/14/76 (22-33)
1.54 at San Diego, 10/2/88 (13-20)
1.60 at Cleveland, 10/24/71 (15-24)
1.62 vs. Oakland, 10/16/95 (13-21)

Fewest Rushing Touchdowns Allowed

Season
5 1996
1977
6 1993
7 1970
8 1998
1991
1982 (players' strike; nine-game season)
9 2001
10 Seven times (last: 2005)

Team Defensive Records — Passing

PASSING DEFENSE

Fewest Pass Attempts Allowed

Season
307 1982 (players' strike; nine-game season)
348 1975
356 1971
379 1970
387 1973
1960
391 1976
396 1966
397 1972
408 1963

Game
10 at Kansas City, 9/24/78 (OT)
12 vs. Oakland, 11/23/08
at Oakland, 10/19/97
at Kansas City, 10/18/81
13 at Minnesota, 11/4/90
14 at Cincinnati, 10/22/00
vs. N.Y. Giants, 11/15/92
vs. Oakland, 10/30/77
at New England, 11/28/76
at Kansas City, 11/27/69
at Houston, 11/20/60

Fewest Completions Allowed

Season
150 1971
172 1982 (players' strike; nine-game season)
181 1975
189 1960
191 1970
192 1966
194 1961
202 1973, 1965, 1962

Game
2 at Cincinnati, 10/22/00
at Chicago, 12/12/76
5 at Green Bay, 9/26/71
vs. Dallas, 10/8/61
6 Four times (last: at Minnesota, 11/4/90)
7 13 times (last: vs. Green Bay, 10/17/99)

Lowest Completion Pct. Allowed

Season
.421 1971 (150-356)
.448 1961 (194-433)
.459 1965 (202-440)
.466 1967 (214-459)
.478 1962 (202-423)
.485 1966 (192-396)
.488 1960 (189-387)
.489 1964 (215-440)
.500 1963 (204-408)
.504 1970 (191-379)

Game (min. 10 attempts)
.118 at Chicago, 12/12/76 (2-17)
.143 at Cincinnati, 10/22/00 (2-14)
.226 vs. Chicago, 12/5/71 (7-31)
.259 at Cleveland, 10/24/71 (7-27)
.263 at Green Bay (at Milwaukee), 9/26/71 (5-19)
.281 vs. Seattle, 10/20/85 (9-32) (OT)
.286 vs. Buffalo, 12/13/64 (6-21)
.289 vs. N.Y. Jets, 11/15/64 (11-38)
.292 vs. L.A. Raiders, 9/6/92 (7-24)
.294 vs. Dallas, 10/8/61 (5-17)

Fewest Passing Yards Allowed (net yards)

Season
1,985 1971
2,025 1976
2,032 1975
2,183 1972
2,234 1982 (players' strike; nine-game season)
2,244 1977
2,354 1970
2,440 1973
2,469 1978
2,515 1966

Game
-7 vs. Chicago, 12/5/71
14 at Cincinnati, 10/22/00
18 at Kansas City, 12/6/70
33 vs. Kansas City, 10/4/70
34 vs. New England,11/11/79
36 at Cleveland, 10/24/71
39 vs. N.Y. Giants, 11/15/92
vs. Dallas, 10/8/61
42 at Oakland, 9/27/09
48 vs. Baltimore, 9/20/81

Fewest Touchdown Passes Allowed

Season
8 1976
9 1978
11 1979
1977
12 1991
13 2006, 1989, 1981
14 1982 (players' strike; nine-game season), 1975, 1974

Most Opponent Passes Intercepted

Season
32 1964
31 1984, 1978
28 1987, 1967
27 2000, 1983, 1962, 1960
26 1961

Game
7 at Detroit, 10/7/84
at Oakland, 10/16/77
6 vs. Boston, 9/3/67
at Houston, 11/14/65
vs. N.Y. Jets, 11/15/64
at Buffalo, 9/18/60
5 10 times (last: vs. New England, 10/28/01)

Highest Pct. of Opponent Passes Intercepted

Season
.073 1964 (32-440)
.071 1978 (31-438)
.070 1960 (27-387)
.064 1962 (27-423)
.061 1987 (28-456)
.061 1976 (24-391)
.061 1967 (28-459)
.060 1961 (26-433)
.059 1977 (25-426)
.057 1965 (25-440)

Most Yards on Interception Returns

Season
510 1984
491 1977
483 1962
465 1965
459 1964
452 1976
439 1998
417 1960
413 1967
403 1987

Game
162 vs. Baltimore, 11/27/77
133 at Buffalo, 9/18/60
128 at N.Y. Jets, 12/3/67
126 at Oakland, 11/13/05
123 at Oakland, 9/20/98
117 vs. Oakland, 10/5/62
111 vs. San Diego, 12/27/87
at Detroit, 10/7/84
110 vs. Kansas City, 10/9/77
108 vs. Cincinnati, 9/1/91
vs. Dallas, 10/5/86

Most Interceptions Returned for Touchdown

Season
5 2000, 1997

Game
2 vs. Kansas City, 9/10/89
vs. Tampa Bay, 11/7/76
vs. Oakland, 10/5/62

Team Defensive Records — Passing / Special Teams

Most Sacks

Season
57 1984
52 1991
50 1999
1992
1970
49 1986
47 1998
1989
1985
46 1993

Game
10 at Cincinnati, 10/19/69
9 vs. N.Y. Jets, 9/1/96
vs. Chicago, 12/5/71
vs. Buffalo, 11/19/61
8 vs. Seattle, 12/20/92
vs. Seattle, 11/26/89
vs. N.Y. Jets, 11/15/64
vs. Oakland, 11/29/64
7 10 times (last: vs. Pittsburgh, 10/12/03)

Most Yards on Sacks

Season
459 1986
456 1970
447 1964
435 1971
430 1984
378 1985
374 1989
363 1969
357 1972
346 1991

Game
95 vs. N.Y. Jets, 11/15/64
86 vs. Seattle, 11/26/89
76 vs. Kansas City, 10/4/70
75 vs. New England, 12/17/72
73 at Cincinnati, 10/19/69
72 at Seattle, 12/21/80
at Houston, 10/14/73
71 vs. Jacksonville, 10/25/98
70 vs. Chicago, 12/5/71
vs. Atlanta, 10/18/70

Lowest Average Yield Per Pass Attempt

Season
5.79 1976 (391-2,265)
6.00 1977 (426-2,556)
6.02 1997 (526-3,166)
6.03 1996 (566-3,413)
6.16 2003 (495-3,049)
6.19 1978 (438-2,712)
6.25 2005 (613-3,833)
6.32 2009 (510-3,222)
6.34 2002 (566-3,588)
6.35 1989 (504-3,201)

Lowest Average Yield Per Completion

Season
9.97 2002 (360-3,588)
10.58 1976 (214-2,265)
10.81 2009 (298-3,222)
10.88 1977 (235-2,556)
10.92 1997 (290-3,166)
11.02 1978 (246-2,712)
11.05 2006 (327-3,612)
11.14 2005 (344-3,833)
11.22 1979 (296-3,321)
11.30 1996 (302-3,413)

SAFETIES

Most Safeties of Opponent

Season
3 1990
2 1999
1986
1982
1970
1967

Game
2 at Seattle, 1/2/83
1 28 times (last: vs. Minnesota, 12/30/07) (OT)

PUNTING

Lowest Opponent Punting Average

Season
39.0 1960 (67-2,611)
39.4 1982 (42-1,653)
40.5 1961 (77-3,120)
41.0 1989 (84-3,440)
41.1 1985 (94-3,868)
41.4 1990 (62-2,565)
41.4 1964 (59-2,441)
41.5 1984 (81-3,361)
41.5 1967 (65-2,699)
41.6 1980 (70-2,914)

Game (min. 4 punts)
24.6 at Dallas, 12/10/61 (5-123)
25.0 at Kansas City, 10/27/85 (5-125)
26.0 vs. Oakland, 11/22/99 (7-182) (OT)
27.3 at Cleveland, 10/1/89 (6-164)
30.0 at Kansas City, 10/20/02 (5-150) (OT)
vs. Buffalo, 11/27/60 (6-180)
30.3 at Minnesota, 9/11/78 (6-182) (OT)
30.4 at Houston, 10/26/69 (5-152)
31.0 at Kansas City, 12/18/83 (5-155)
31.4 vs. Houston, 11/6/60 (5-157)

PUNT RETURNS

Lowest Opponent Punt Return Average

Season
4.81 1978 (47-226)
5.48 1995 (25-137)
6.07 1991 (28-170)
6.13 1968 (46-282)
6.87 2006 (39-268)
7.03 1969 (35-246)
7.10 1994 (39-275)
7.23 1990 (22-159)
7.35 1977 (54-397)
7.38 2005 (36-266)
7.43 1970 (56-416)

Fewest Opponent Punts Returned for Touchdown

Season
0 32 times (last: 2010)

KICKOFF RETURNS

Lowest Opponent Kickoff Return Average

Season
17.14 1961 (42-720)
17.44 1989 (72-1,256)
17.68 1991 (62-1,096)
17.76 1993 (63-1,119)
17.91 1983 (46-824)
19.12 1990 (69-1,319)
19.15 1987 (61-1,168)
19.54 1992 (13-254)
19.90 1988 (52-1,035)
19.94 1994 (70-1,396)

Fewest Opponent Kickoffs Returned for Touchdown

Season
0 34 times (last: 2006)

Team Defensive Records / Opponent Individual Records

FIRST DOWNS

Fewest Opponent First Downs

Season
176 1982 (players' strike; nine-game season)
199 1970
206 1971
217 1977
222 1976
233 1961
234 1962
235 2004
239 1973
241 2003

Game
3 vs. San Diego, 11/30/75 (OT)
5 vs. San Diego, 11/16/03
vs. Green Bay, 10/17/99
at Chicago, 12/12/76
6 at Cleveland, 10/24/71
vs. Oakland, 11/20/66
7 Six times (last: vs. Kansas City, 12/9/07)

Fewest Opponent Rushing First Downs

Season
53 1982 (players' strike; nine-game season)
67 1996
1970
77 2003
1977
80 2000
1998
81 1991
82 2005
83 2004, 1997, 1961

Game
0 vs. Carolina, 11/9/97
vs. Kansas City, 10/27/96
vs. Oakland, 10/16/95
1 21 times (last: vs. Cleveland, 9/20/09)

Fewest Opponent Passing First Downs

Season
91 1971
104 1982 (players' strike; nine-game season)
1976
106 1975
118 1970
120 1978
121 1973
122 1966
123 1977, 1972, 1960

Game
1 at Chicago, 12/12/76
vs. San Diego, 11/30/75 (OT)
2 vs. San Diego, 11/16/03
at Cincinnati, 10/22/00
vs. Dallas, 10/8/61

Fewest Opponent First Downs by Penalty

Season
11 2006
12 1968
13 1993, 1984
14 1991, 1989, 1970
15 1990, 1988, 1984, 1962

PENALTIES

Most Opponent Penalties

Season
139 2005
138 1983
137 2003
134 1994
130 1997
128 1993
126 1986
120 2004
119 1996
118 1979

Game
20 vs. Oakland, 12/15/96
16 vs. Baltimore, 12/11/83
vs. Chicago, 9/26/78
15 at Jacksonville, 10/2/05
vs. Houston, 10/6/85
14 Six times (last: vs. New England, 11/3/03)

Most Opponent Penalty Yards

Season
1,118 1997
1,096 1983
1,062 2004
1,034 1986
1,033 1979
1,031 2003
1994
1,019 1993
1,016 1999
989 2005

Game
188 vs. Houston, 10/6/85
157 vs. Oakland, 12/15/96
147 vs. Chicago, 10/16/78
145 at Seattle, 12/8/79
140 at Houston, 10/26/69
137 at Kansas City, 11/16/98
134 at Seattle, 9/7/97
132 vs. Chicago, 9/30/73
124 vs. N.Y. Jets, 9/21/69
123 vs. Cincinnati, 9/21/97

THIRD DOWNS (SINCE 1972)

Fewest Opponent Third Down Attempts

Season
132 1982 (players' strike; nine-game season)
183 1987

Fewest Opponent Third Down Conversions

Season
48 1982 (players' strike; nine-game season)
61 2003

Lowest Opponent Third Down Percentage

Season
.295 2003 (61-207)

INDIVIDUAL TOTAL OFFENSE

Most Yards Total Offense (Combined Passing and Rushing Yards)

472 Matt Cassel, vs. Kansas City, 11/14/10 (469/3)
454 Aaron Brooks, at New Orleans, 12/3/00 (441/13)
448 Len Dawson, at Kansas City, 11/1/64 (435/13)
442 Ben Roethlisberger, at Pittsburgh, 11/5/06 (433/9)
Kurt Warner, at St. Louis, 9/4/00 (441/1)
428 Dave Krieg, vs. Seattle, 11/20/83 (420/8)
421 Drew Brees, vs. New Orleans, 9/21/08 (421/0)
419 Cotton Davidson, at Oakland, 10/25/64 (419/0)
409 Joe Namath, vs. N.Y. Jets, 9/24/67 (409/0)
407 Ken Anderson, at Cincinnati, 11/22/81 (396/11)

RUSHING

Most Carries

37 LaDainian Tomlinson, at San Diego, 12/1/02 (OT)
36 Earl Campbell, vs. Houston, 11/2/80
35 Corey Dillon, at Cincinnati, 11/1/98
34 Larry Johnson, at Kansas City, 11/23/06
33 Justin Fargas, at Oakland, 12/2/07
Shaun Alexander, at Seattle, 10/14/01
Jerome Bettis, at L.A. Rams, 11/6/94
32 Jamal Lewis, at Baltimore, 10/26/03
31 Frank Gore, vs. San Francisco, 12/31/06 (OT)
Dominic Rhodes, at Indianapolis, 1/6/02
Curtis Martin, vs. N.Y. Jets, 10/3/99
Mark van Eeghen, vs. Oakland, 10/30/77

Opponent Individual Records

Most Rushing Yards

278 Corey Dillon, at Cincinnati, 10/22/00
259 Jamaal Charles, vs. Kansas City, 1/3/10
227 Napoleon Kaufman, at Oakland, 10/19/97
220 LaDainian Tomlinson, at San Diego, 12/1/02 (OT)
218 Ahman Green, at Green Bay, 12/28/03
198 Larry Johnson, at Kansas City, 9/28/08
192 Curt Warner, at Seattle, 12/20/86
185 Billy Sims, vs. Detroit, 10/11/81
183 Jermaine Fazande, vs. San Diego, 1/2/00
Paul Lowe, at San Diego, 12/22/63

Highest Average Gain Per Rush (min. 8 att.)

14.70 Michael Turner, vs. San Diego, 10/7/07 (10-147)
12.64 Corey Dillon, at Cincinnati, 10/22/00 (22-278)
12.58 Abner Haynes, at Miami, 9/17/67 (12-151)
12.50 Booker Russell, vs. Oakland, 11/25/79 (8-100)
11.58 Ed Podolak, at Kansas City, 12/6/70 (12-139)
11.00 Dick Post, at San Diego, 10/20/68 (11-121)
10.90 Ahman Green, at Green Bay, 12/28/03 (20-218)
10.76 Paul Lowe, at San Diego, 12/22/63 (17-183)
10.73 Billy Cannon, vs. Houston, 11/5/61 (11-118)
10.63 Tyrone Wheatley, at Oakland, 11/30/03 (8-85)

Longest Scoring Run

98 Ahman Green, at Green Bay, 12/28/03
83 Napoleon Kaufman, at Oakland, 10/19/97
82 Joe Delaney, at Kansas City, 10/18/81
79 Ki-Jana Carter, vs. Cincinnati, 9/21/97
77 Peter Warrick, at Cincinnati, 10/22/00
74 Michael Turner, vs. San Diego, 10/7/07
Rodney Thomas, at Houston, 11/26/95
72 Walter Payton, at Chicago, 9/9/84
71 Jacoby Ford, at Oakland, 12/19/10
69 Curtis Clinton, at Dallas, 12/9/62

Longest Non-Scoring Run

76 LaDainian Tomlinson, at San Diego, 12/1/02
Walter Payton, Chicago, 10/16/78
Willmer Fowler, Buffalo, 11/27/60
72 Darren Nelson, at Minnesota, 10/26/87
Booker Russell, Oakland, 11/25/79
65 Larry Johnson, at Kansas City, 9/28/08
Pete Johnson, at Cincinnati, 10/23/77
61 Chris Chambers, at Miami, 9/11/05
60 Napoleon Kaufman, at Oakland, 9/17/00
Ed Podolak, vs. Kansas City, 10/4/70

Most Rushing Touchdowns

4 Curt Warner, at Seattle, 12/11/88
Eric Dickerson, at Indianapolis, 10/31/88
Chuck Muncie, at San Diego, 11/29/81

PASSING

Most Passes Attempted

60 Aaron Brooks, at New Orleans, 11/21/04
Joe Namath, at N.Y. Jets, 12/3/67
56 Drew Bledsoe, at New England, 10/1/95
55 Tom Brady, at New England, 9/24/06
54 Ben Roethlisberger, at Pittsburgh, 11/5/06
Joe Montana, vs. Kansas City, 10/17/94
George Blanda, vs. Houston, 10/17/65
53 Matt Cassel, vs. Kansas City, 11/14/10
Mark Brunell, vs. Washington, 10/9/05
Rich Gannon, vs. Oakland, 11/13/00
Craig Whelihan, at San Diego, 11/29/98

Most Passes Completed

39 Drew Brees, vs. New Orleans, 9/21/08
38 Ben Roethlisberger, at Pittsburgh, 11/5/06
35 Rich Gannon, vs. Oakland, 12/30/01
34 Aaron Brooks, at New Orleans, 11/21/04
Trent Green, vs. Kansas City, 12/7/03
34 Rich Gannon, vs. Oakland, 11/11/02
Joe Montana, vs. Kansas City, 10/17/94
33 Matt Cassel, vs. Kansas City, 11/14/10
32 Peyton Manning, vs. Indianapolis, 10/29/06
Kurt Warner, vs. St. Louis, 9/8/02

Most Yards Passing

469 Matt Cassel, vs. Kansas City, 11/14/10
441 Aaron Brooks, at New Orleans, 12/3/00
Kurt Warner, at St. Louis, 9/4/00
435 Len Dawson, at Kansas City, 11/1/64
433 Ben Roethlisberger, at Pittsburgh, 11/5/06
427 Cotton Davidson, at Oakland, 10/25/64
421 Drew Brees, vs. New Orleans, 9/21/08
420 Dave Krieg, vs. Seattle, 11/20/83
406 Dave Krieg, vs. Seattle, 11/25/84
399 Joe Namath, vs. N.Y. Jets, 9/24/67

Highest Completion Percentage (min. 10 attempts)

.909 JaMarcus Russell, vs. Oakland, 11/23/08 (10-11)
.900 Pat Ryan, at N.Y. Jets, 10/20/86 (9-10)
.895 Rich Gannon, vs. Oakland, 11/11/02 (34-38)
.870 Bobby Hebert, at New Orleans, 11/20/88 (20-23)
.864 Dave Krieg, at Seattle, 12/11/88 (19-22)
.852 Jim Everett, vs. New Orleans, 12/24/94 (23-27)
.842 Trent Green, at Kansas City, 12/19/04 (16-19)
.833 Trent Dilfer, at Tampa Bay, 9/26/99 (15-18)
.821 Peyton Manning, vs. Indianapolis, 10/29/06 (32-39)
.818 Vance Evans, at Oakland, 12/24/95 (9-11)

Most Touchdown Passes

6 Len Dawson, at Kansas City, 11/1/64
5 John Hadl, vs. San Diego, 12/1/68
George Blanda, vs. Houston, 10/2/66
Cotton Davidson, at Oakland, 10/25/64
Tom Flores, at Oakland, 12/15/63
Johnny Green, vs. N.Y Jets, 11/22/63

Most Passes Had Intercepted

7 Ken Stabler, at Oakland, 10/16/77
6 Babe Parilli, vs. Boston, 9/3/67
George Blanda, at Houston, 11/14/65
5 Craig Whelihan, at San Diego, 11/29/98
Wade Wilson, at Minnesota, 10/26/87
Joe Namath, at N.Y. Jets, 10/13/68
George Blanda, vs. Houston, 10/17/65
Babe Parilli, at Boston, 11/20/64
George Blanda, at Houston, 12/2/62
Tommy O'Connell, at Buffalo, 9/18/60

Longest Scoring Pass Play

92 Len Dawson to Tom Brooker, vs. Dallas, 11/18/62
Jack Lee to Bill Groman, at Houston, 11/20/60
91 Donovan McNabb to Terrell Owens, vs. Philadelphia, 10/30/05
Jack Kemp to Keith Lincoln, vs. San Diego, 11/12/61
86 Steve Bartkowski to William Andrews, vs. Atlanta, 12/5/82
Pete Beathard to Jerry Levias, vs. Houston, 11/16/69
85 Tobin Rote to Lance Alworth, vs. San Diego, 10/6/63
83 Ryan Leaf to Jeff Graham, vs. San Diego, 11/19/00
82 Brett Favre to Greg Jennings, vs. Green Bay, 10/29/07
81 Len Dawson to Frank Jackson, vs. Kansas City, 9/7/63
80 Kurt Warner to Az-Zahir Hakim, at St. Louis, 9/4/00
Dave Krieg to Daryl Turner, vs. Seattle, 11/25/84
Ken Stabler to Mike Siani, vs. Oakland, 10/22/73

Opponent Individual Records

Longest Non-Scoring Pass Play

90 Bubby Brister to Dwight Stone, vs. Pittsburgh, 10/14/90
77 Tom Flores to Art Powell, vs. Oakland, 11/29/64
76 Warren Rabb to Cookie Gilchrist, vs. Buffalo, 10/28/62
75 George Blanda to Bill Groman, vs. Houston, 11/6/60
74 Drew Brees to Robert Meachem, vs. New Orleans, 9/21/08

RECEIVING

Most Receptions

14 Marshall Faulk, vs. St. Louis, 9/8/02
13 Dwayne Bowe, vs. Kansas City, 11/14/10
Andre Reed, at Buffalo, 9/18/89
12 Austin Collie, vs. Indianapolis, 9/26/10
Steve Largent, vs. Seattle, 11/25/84
Ken Payne, vs. Green Bay, 9/29/75
Ed Podolak, at Kansas City, 10/7/73
Art Powell, vs. N.Y. Titans, 10/22/61
11 15 times (last: G. Camarillo, vs. Miami, 11/2/08)

Most Receiving Yards

213 Curtis McClinton, at Kansas City, 12/19/65
211 Lance Alworth, at San Diego, 9/11/65
206 Stephone Paige, vs. Kansas City, 9/17/90
James Lofton, vs. Green Bay, 10/15/84
200 Torrance Small, vs. New Orleans, 12/24/94
198 Warren Wells, at Oakland, 10/11/70
191 Steve Largent, vs. Seattle, 11/25/84
George Sauer, at N.Y. Jets, 10/13/68
188 Charlie Hennigan, vs. Houston, 9/27/64
186 Dwayne Bowe, vs. Kansas City, 11/14/10

Most Receiving Touchdowns

4 Lance Alworth, vs. San Diego, 12/1/68
3 16 times (last: D. Clark at Indianapolis, 12/13/09)

PUNTING

Most Punts

12 Rick Tuten, at Seattle, 11/28/93
11 Bob Parsons, at Chicago, 12/12/76
Dennis Partee, vs. San Diego, 11/20/75
10 Eight times (last: T. Hutton vs. Philadelphia, 10/4/98)

Highest Punting Average (min. 4 punts)

59.00 Shane Lechler, vs. Oakland, 12/24/05 (5-295)
57.60 Ray Guy, vs. Oakland, 9/6/81 (5-288)
57.40 Steve O'Neal, N.Y. Jets, 9/21/69 (5-287)
56.67 Darren Bennett, vs. San Diego, 10/6/96 (6-340)
56.20 Rohn Stark, at Indianapolis, 10/13/85 (5-281)
55.80 Darren Bennett, vs. San Diego, 11/11/01 (5-279)
55.20 Rick Tuten, vs. Seattle, 12/1/96 (5-276)
55.13 Rodney Williams, vs. N.Y. Giants, 9/10/01 (8-441)
55.00 Shane Lechler, vs. Oakland, 10/15/06 (4-220)

Longest Punt

*98 Steve O'Neal, vs. N.Y. Jets, 9/21/69
90 Rodney Williams, vs. N.Y. Giants, 9/10/01
87 Bob Scarpitto, vs. Boston, 9/29/68
80 Jim Miller, vs. San Francisco, 9/19/82
73 Tom Tupa, vs. New England, 10/6/97
Brian Hansen, at Cleveland, 9/27/92
Dennis Partee, vs. San Diego, 10/17/71
Curley Johnson, vs. N.Y. Jets, 10/3/65
72 Mike Eischeid, vs. Oakland, 11/10/68
Wayne Crow, vs. Oakland, 10/1/60

* - NFL Record

PUNT RETURNS

Most Punt Returns

9 Rodger Bird, at Oakland, 9/10/67
7 Eric Metcalf, vs. Washington, 11/18/01
Tamarick Vanover, vs. Kansas City, 12/5/99
Larry Anderson, at Baltimore, 9/11/83
Greg Pruitt, at L.A. Raiders, 12/26/82
6 10 times (last: N. Miller vs. Oakland, 10/24/10)

Most Yards on Punt Returns

148 Rodger Bird, at Oakland, 9/10/67
137 Dick Christy, at N.Y. Titans, 9/24/61
131 Tamarick Vanover, vs. Kansas City, 12/5/99
129 Darrien Gordon, at Oakland, 10/10/99
127 Neal Colzie, vs. Oakland, 11/2/75
123 Jitter Fields, at Kansas City, 10/18/87
106 Tom Casanova, at Cincinnati, 10/8/72
105 Dante Hall, at Kansas City, 10/5/03
100 Reggie Swinton, at Dallas, 11/22/01
99 Mike Haynes, at New England, 11/28/76

Most Punts Returned for Touchdown

2 Dick Christy, at N.Y. Titans, 9/24/61

Longest Scoring Punt Return

93 Dante Hall, at Kansas City, 10/5/03
89 Johnnie Lee Higgins, vs. Oakland, 11/23/08
88 Joey Galloway, at Seattle, 9/8/96
86 Az-Zahir Hakim, at St. Louis, 9/4/00
85 Jitter Fields, at Kansas City, 10/18/87
83 Eric Metcalf, at San Diego, 11/30/97
82 Bobby Jancik, at Houston, 12/20/64
80 Tamarick Vanover, vs. Kansas City, 12/5/99
77 Darren Sproles, at San Diego, 10/19/09
75 Devin Hester, at Chicago, 11/25/07
Will Lewis, vs. Seattle, 11/23/80

Longest Non-Scoring Punt Return

78 Darrien Gordon, at Oakland, 10/10/99
72 Greg Pruitt, at Cleveland, 10/27/74
64 Neal Colzie, vs. Oakland, 11/2/75
Emmitt Thomas, at Kansas City, 10/8/66
63 Golden Tate, vs. Seattle, 9/19/10
62 Antoine Cason, vs. San Diego, 1/2/11
Dick Christy, vs. N.Y. Titans, 10/22/61
60 Ed Podolak, vs. Kansas City, 10/4/70
59 Noland Smith, at Kansas City, 10/29/67
56 Phillip Buchanon, vs. Oakland, 9/22/03

KICKOFF RETURNS

Most Kickoff Returns

8 Jason McAddley, at Tennessee, 12/25/04
Tony Horne, at St. Louis, 9/4/00
7 10 times (last: D. Sproles, at San Diego, 10/19/09)

Most Yards on Kickoff Returns

215 Travis Minor, vs. Miami, 10/13/02
212 Tremain Mack, at Cincinnati, 11/1/98
206 Reggie Barlow, vs. Jacksonville, 10/25/98
199 Tamarick Vanover, at Kansas City, 11/16/97
192 Darren Sproles, vs. San Diego, 9/14/08
188 Brian Mitchell, vs. Washington, 9/17/95
187 Marc Mariani, at Tennessee, 10/3/10
175 Andre Coleman, vs. San Diego, 11/19/95
173 MarTay Jenkins, at Arizona, 9/23/01
171 Kevin Kasper, vs. Arizona, 12/29/02

Most Kickoffs Returned for Touchdown

1 17 times (last: M. Mariani, at Tennessee, 10/3/10)

Longest Scoring Kickoff Return

106 Noland Smith, vs. Kansas City, 12/17/67
103 Darren Sproles, vs. San Diego, 9/14/08
100 Darrick Vaughn, vs. Atlanta, 9/10/00
99 Dave Grayson, vs. Kansas City, 9/7/63
98 Marc Mariani, at Tennessee, 10/3/10
97 Dante Hall, at Kansas City, 12/19/04
Tamarick Vanover, vs. Kansas City, 10/27/96
95 Lardarius Webb, at Baltimore, 11/1/09
91 Andre Coleman, vs. San Diego, 11/19/95
89 Jimmy Smith, vs. Jacksonville, 12/3/95

Longest Non-Scoring Kickoff Return

91 Reggie Barlow, vs. Jacksonville, 10/25/98
87 B.J. Sams, vs. Baltimore, 12/11/05
80 Dave Grayson, vs. Kansas City, 10/11/64
77 Tamarick Vanover, at Kansas City, 11/16/97
74 Reggie Jones, vs. San Diego, 11/11/01

Opponent Individual and Team Records

Longest Non-Scoring Kickoff Return, cont.

70 Ron Smith, at San Diego, 12/9/73
68 Derrick Cullors, vs. New England, 9/7/98
Robert Brooks, at Green Bay, 10/10/93
Anthony Hancock, vs. Kansas City, 12/19/82
66 Travis Minor, vs. Miami, 10/13/02

INTERCEPTIONS

Most Interceptions

3 Mark Kelso, at Buffalo, 12/12/92
Ross Brupbacher, at Chicago, 12/12/76
Charlie Phillips, at Oakland, 12/8/75
Chris Fletcher, vs. San Diego, 11/30/75 (OT)
Joe Beauchamp, at San Diego, 9/24/72
Ken Ellis, at Green Bay, 9/26/71
Johnny Robinson, at Kansas City, 12/6/70
Charley Warner, vs. Buffalo, 9/19/65
Bobby Ply, at Dallas, 12/9/62
Jim Norton, at Houston, 12/2/62

Most Yards on Interception Returns

134 Terry McDaniel, at L.A. Raiders, 11/22/92
105 Derrick Johnson, vs. Kansas City, 1/3/10
103 Vencie Glenn, at San Diego, 11/29/87
99 Stanley Richard, vs. San Diego, 9/4/94
Bobby Hunt, at Kansas City, 12/8/63
98 Rod Woodson, vs. Oakland, 11/11/02
97 Julius Peppers, vs. Carolina, 10/10/04
95 Joe Beauchamp, at San Diego, 9/24/72
94 Eric Turner, at Oakland, 9/20/98
89 Jeff Dale, vs. San Diego, 11/9/86
88 Glen Edwards, vs. San Diego, 9/21/80

Longest Scoring Interception Return

103 Vencie Glenn, at San Diego, 11/29/87
99 Stanley Richard, vs. San Diego, 9/4/94
98 Rod Woodson, vs. Oakland, 11/11/02
94 Eric Turner, at Oakland, 9/20/98
86 Greg Townsend, at L.A. Raiders, 12/4/88
80 Coy Bacon, vs. San Diego, 11/11/73
78 George Martin, at N.Y. Giants, 11/23/86
75 Scott Turner, vs. San Diego, 11/19/00
69 Gary Fencik, at Chicago, 12/20/81
68 Glen Edwards, vs. San Diego, 9/21/80
Aaron Brown, vs. Kansas City, 10/3/71
Gus Otto, vs. Oakland, 11/21/65

Longest Non-Scoring Interception Return

97 Julius Peppers, vs. Carolina, 10/10/04
87 Ron Hall, vs. Boston, 9/18/66
69 Robert Blackmon, at Seattle, 11/30/92
Doug Hart, at Green Bay, 9/26/71
67 Terry McDaniel, at L.A. Raiders, 11/22/92 (1)
Terry McDaniel, at L.A. Raiders, 11/22/92 (2)
66 Ken Riley, at Cincinnati, 10/19/69
Bobby Hunt, at Kansas City, 12/8/63
62 Lester Hayes, at Oakland, 12/1/80
Jim Norton, at Houston, 12/20/64

SCORING

Most Touchdowns

4 Darren McFadden, vs. Oakland, 10/24/10
LaDainian Tomlinson, vs. San Diego, 11/19/06
Curt Warner, at Seattle, 12/11/88
Eric Dickerson, at Indianapolis, 10/31/88
Chuck Muncie, at San Diego, 11/29/81
Lance Alworth, vs. San Diego, 12/1/68
Bert Coan, vs. Kansas City, 10/23/66
Frank Jackson, at Dallas, 12/10/62
3 28 times (last: R. Mathews, vs. San Diego, 1/2/11)

Most Points Scored

25 Jay Feely, at Arizona, 12/12/10
24 Darren McFadden, vs. Oakland, 10/24/10
LaDainian Tomlinson, vs. San Diego, 11/19/06
Curt Warner, at Seattle, 12/11/88
Eric Dickerson, at Indianapolis, 10/31/88
Chuck Muncie, at San Diego, 11/29/81
Lance Alworth, San Diego, 12/1/68
Bert Coan, Kansas City, 10/23/66
Frank Jackson, at Dallas, 12/10/61
22 Gino Cappelletti, at Boston, 10/18/63

FIELD GOALS

Most Field Goals

6 Jeff Wilkins, at St. Louis, 9/10/06
Gary Anderson, at Pittsburgh, 10/23/88
Gino Cappelletti, vs. Boston, 10/4/64
5 Jay Feely, at Arizona, 12/12/10
Mike Vanderjagt, at Indianapolis, 1/6/02
Jeff Jaeger, at L.A. Raiders, 12/11/94
John Carney, at San Diego, 10/23/94
Nick Lowery, at Kansas City, 9/20/93
Don Cockroft, vs. Cleveland, 10/19/75
Bruce Gossett, vs. San Francisco, 9/23/73

Longest Field Goal

58 Steve Cox, vs. Cleveland, 12/4/83
57 Neil Rackers, vs. Houston, 12/26/10
Don Cockroft, vs. Cleveland, 10/29/72
56 Nick Folk, vs. N.Y. Jets, 10/17/10
Rob Bironas, vs. Tennessee, 11/19/07
55 Rob Bironas, at Tennessee, 10/3/10
Jay Feely, at Arizona, 12/12/10
Sebastian Janikowski, at Oakland, 11/12/06
Steve Christie, at Buffalo, 10/26/97
Dean Biasucci, vs. Indianapolis, 10/15/89
Morten Andersen, vs. New Orleans, 9/15/85
Raul Allegre, vs. Baltimore, 12/11/83
Jan Stenerud, vs. Kansas City, 10/4/70

OPPONENT TEAM RECORDS

SCORING

Most Points Scored

Season

473 1963
471 2010
448 2008
438 1964
432 1961
409 2007
1967
404 1968
396 1994
393 1960

Game

59 vs. Oakland, 10/24/10
vs. Kansas City, 9/7/63
58 at San Diego, 12/22/63
56 vs. Kansas City, 10/23/66
55 at Indianapolis, 10/31/88
at San Diego, 10/20/68
vs. Houston, 11/5/61
52 at San Diego, 12/28/08
at Kansas City, 10/29/67
at Kansas City, 12/8/63

TOTAL OFFENSE

Most Total Plays

Game

93 vs. Pittsburgh, 9/22/74 (OT)
92 vs. Cincinnati, 9/2/84
87 at Oakland, 10/16/77
at Baltimore, 11/10/74
85 vs. Indianapolis, 11/24/02 (OT)
85 at Oakland, 12/17/60
84 at Kansas City, 10/24/76
vs. Houston, 10/13/63
83 Three times (last: vs. San Diego, 9/12/93)

Opponent Team Records

Most Yards of Total Offense

Season

6,253	2010 (2,473 rush/3,780 pass)
5,993	2008 (2,337/3,656)
5,907	1994 (1,752/4,155)
5,687	1984 (1,664/4,023)
5,609	1983 (1,938/3,671)
5,544	2000 (1,598/3,946)
5,471	1988 (2,538/2,933)
5,376	2007 (2,282/3,094)
5,345	1990 (1,963/3,382)
5,242	1980 (2,117/3,125)

Game

634	at Oakland, 10/25/64 (207 rush/427 pass)
614	vs. Kansas City, 10/23/66 (380/234)
582	vs. Houston, 11/5/61 (234/348)
581	at San Diego, 10/20/68 (211/370)
571	at Cincinnati, 11/22/81 (184/387)
536	at Seattle, 12/20/86 (298/238)
532	at Oakland, 12/17/60 (220/312)
530	at Pittsburgh, 10/22/79 (236/294)
524	vs. Kansas City, 1/3/10 (317/207)
520	at Kansas City, 11/1/64 (137/383)

Highest Average Gain Per Play

Season

6.14	1963 (828-5,081)
6.05	2008 (990-5,993)
5.92	2010 (1,056-6,253)
5.77	1994 (1,023-5,907)
5.76	2000 (962-5,544)
5.65	1967 (921-5,201)
5.53	1960 (928-5,132)
5.52	1990 (969-5,345)
5.48	1968 (917-5,024)
5.47	1964 (908-4,970)

Game

10.30	vs. San Diego, 10/6/63 (40-412)
10.02	at San Diego, 10/20/68 (58-581)
9.74	vs. Kansas City, 10/23/66 (63-614)
9.33	at St. Louis, 9/4/00 (55-513)
8.80	vs. San Diego, 10/7/07 (55-484)
8.79	at Seattle, 12/20/86 (61-536)
8.77	vs. San Diego, 9/14/08 (52-456)
8.73	vs. Kansas City, 1/3/10 (60-524)
8.60	at Oakland, 10/25/64 (73-628)

RUSHING

Most Rushes

Season

554	1980
552	1988
549	1978
541	1960
531	2010
526	1975
509	1983
502	1979
501	2007
496	1976

Game

62	at New England, 11/28/76
60	at Buffalo, 10/5/75
58	at Buffalo, 11/8/87
57	vs. Oakland, 10/30/77
52	vs. Oakland, 10/24/10
	vs. Chicago, 9/30/73
50	at Chicago, 9/9/84
	vs. Dallas, 10/8/61
49	vs. Detroit, 10/11/81
	at Kansas City, 12/7/80
	vs. Buffalo, 11/27/60

Most Yards Rushing

Season

2,538	1988
2,473	2010
2,337	2008
2,282	2007
2,145	1960
2,117	1980
2,076	1967
2,064	1964
2,059	2009
2,029	1966

Game

407	at Cincinnati, 10/22/00
380	vs. Kansas City, 10/23/66
332	at New England, 11/28/76
328	vs. Oakland, 10/24/10
317	vs. Kansas City, 1/3/10
302	at Chicago, 9/9/84
298	at Seattle, 12/20/86
293	at Buffalo, 10/5/76
289	at San Diego, 12/28/08
272	at San Diego, 10/18/64

Highest Average Gain Per Rush

Season

4.98	2008 (469-2,337)
4.87	1964 (424-2,064)
4.73	1997 (381-1,803)
4.68	1967 (444-2,076)
4.66	2010 (531-2,473)
4.65	2000 (344-1,598)
4.60	1966 (441-2,029)
4.60	1988 (552-2,538)
4.55	2007 (501-2,282)
4.50	2009 (458-2,059)

Game (min. 10 rushes)

11.00	at Cincinnati, 10/22/00 (37-407)
9.27	vs. Kansas City, 10/23/66 (41-380)
9.06	vs. Kansas City, 1/3/10 (35-317)
8.44	at San Diego, 12/22/63 (32-270)
8.08	vs. Oakland, 12/15/96 (13-105)
8.05	at Seattle, 12/20/86 (37-298)
7.95	vs. N.Y. Jets, 11/8/92 (20-159)
7.81	at Minnesota, 9/29/91 (26-203)
7.80	vs. Cincinnati, 9/21/97 (25-195)
7.71	at Green Bay, 12/28/03 (34-262)

Most Rushing Touchdowns

Season

26	2010
	2008
24	1965
21	2002
	1988
	1967
	1964
20	1968
19	1995
	1975
	1960

Game

5	Five times (last: vs. Oakland, 10/24/10)

PASSING

Most Pass Attempts

Season

632	1984
613	2005
596	1998
574	2000
568	1994
566	2002
	1996
562	1993
552	1983
547	1985

Opponent Team Records

Most Pass Attempts, cont.

Game

62	at N.Y. Jets, 12/3/63
60	at New Orleans, 11/21/04
59	at New England, 10/8/95
56	vs. Houston, 10/17/65
55	at New England, 9/24/06
	vs. San Diego, 9/12/93
54	at Pittsburgh, 11/5/06
	vs. Kansas City, 10/17/94
	vs. Kansas City, 11/16/86
53	vs. Kansas City, 11/14/10
	vs. Washington, 10/9/05
	vs. Oakland, 11/13/00
	at San Diego, 11/29/98

Most Completions

Season

360	2002
346	1984
345	1998
344	2005
333	2008
327	2006
322	1994
314	1993
310	2000
308	2001

Game

39	vs. New Orleans, 9/21/08
38	at Pittsburgh, 11/5/06
35	vs. Oakland, 12/30/01
34	at New Orleans, 11/21/04
	vs. Kansas City, 12/7/03
	vs. Oakland, 11/11/02
	vs. Kansas City, 10/17/94
33	vs. Kansas City, 11/14/10
32	vs. Indianapolis, 10/29/06
	vs. St. Louis, 9/8/02

Most Yards Passing (net yards)

Season

4,155	1994
4,023	1984
3,946	2000
3,780	2010
3,731	1993
3,671	1983
3,656	2008
3,648	1998
3,643	2005
3,410	2006

Game

433	vs. Kansas City, 11/14/10
	at St. Louis, 9/4/00
427	at Oakland, 10/25/64
425	at New Orleans, 12/3/00
414	vs. New Orleans, 9/21/08
406	vs. Seattle, 11/25/84
403	at Pittsburgh, 11/5/06
399	vs. N.Y. Jets, 9/24/67
393	vs. Kansas City, 10/17/94
387	at Cincinnati, 11/22/81
	at San Diego, 10/20/68

Highest Completion Percentage

Season

.673	2008 (333-495)
.636	2002 (360-566)
.609	2007 (279-458)
.608	2006 (327-538)
.601	1980 (270-449)
.598	2001 (308-515)
.593	1990 (284-479)
.592	2010 (297-502)
.584	2009 (298-510)
.580	1992 (268-462)

Game (min. 10 attempts)

.917	vs. Oakland, 11/23/08 (11-12)
.895	vs. Oakland, 11/11/02 (34-38)
.870	at New Orleans, 11/20/88 (20-23)
.864	at Seattle, 12/11/88 (19-22)
.821	vs. Indianapolis, 10/29/06 (32-39)
.813	vs. New Orleans, 9/21/08 (39-48)
	at Atlanta, 11/26/72 (13-16)
.810	at Kansas City, 12/16/01 (17-21) (OT)
.800	at Baltimore, 11/1/09 (20-25)
	vs. New Orleans, 12/24/94 (28-35)
	vs. Oakland, 10/17/76 (16-20)

Most Touchdown Passes Thrown

Season

40	1963
30	1961
29	1964
28	1998
	1994
27	1967
26	2010, 2000, 1966
25	2007, 1968, 1960

Game

6	at Kansas City, 11/1/64
5	10 times (last: at San Diego, 12/12/71)

FIRST DOWNS

Most First Downs

Season

334	2010
327	2008
322	1995
321	1983
316	1988
311	1984
306	2007
	1990
303	1994
	1980

Game

33	vs. Pittsburgh, 9/22/74 (OT)
30	vs. Kansas City, 11/14/10
	at Indianapolis, 9/30/07
29	vs. Oakland, 10/24/10
	at Buffalo, 9/18/89
	vs. Cincinnati, 9/2/84
	vs. Seattle, 10/20/83
	vs. Kansas City, 10/24/76
	at Oakland, 10/25/64
	at Oakland, 12/17/60

Most First Downs Rushing

Season

140	1988
126	2010
125	1980
122	2008
121	1975
119	2007
	1983
115	1967
114	1995
112	1960

Game

21	at New England, 11/28/76
18	vs. Oakland, 10/24/10
	at Indianapolis, 9/30/07
17	at Baltimore, 10/10/10
	at San Diego, 12/28/08
16	Five times (last: at Seattle, 12/11/88)

Most First Downs Passing

Season

206	1984
189	2000
186	2008
	1995
185	1983
184	2010
183	2006, 2005, 1998
182	1994

Opponent Team Records

Most First Downs Passing, cont.

Game

24	vs. Kansas City, 11/14/10
22	at San Diego, 11/28/82
21	at Pittsburgh, 11/5/06
	vs. Kansas City, 12/7/03
	vs. Oakland, 12/30/01
	vs. Kansas City, 10/17/94
	vs. L.A. Rams, 11/27/88
	vs. Seattle, 11/20/83
	vs. San Diego, 12/1/68
20	Three times (last: vs. New Orleans, 9/21/08)

Most First Downs by Penalty

Season

30	2005
	2001
	1997
	1969
29	1996
28	1976
	1966
27	1979
26	1987, 1972

Game

7	at San Diego, 11/30/97
6	vs. Cincinnati, 9/21/97
	vs. Oakland, 12/15/96
	at Oakland, 11/9/69
	vs. Miami, 12/4/66
5	11 times (last: at San Diego, 12/1/02) (OT)

PUNTING

Most Punts

Season

95	2004
	1977
94	1997
	1985
92	1999
91	1976
89	1970
88	1998, 1981, 1979, 1978

Game

12	at Seattle, 11/28/93
11	at Chicago, 12/12/76
	vs. San Diego, 11/30/75 (OT)
10	vs. Philadelphia, 10/4/98
	at Baltimore, 9/11/83
	at Buffalo, 9/25/77
	at Buffalo, 9/20/70
	vs. San Diego, 11/2/69
	vs. Cincinnati, 10/6/68
	vs. Oakland, 11/20/66

Highest Punting Average

Season

47.0	2001 (77-3,618)
46.4	2008 (52-2,413)
46.3	2009 (76-3,520)
46.1	1996 (83-3,825)
45.8	1965 (73-3,347)
45.7	1971 (67-3,061)
45.2	1972 (66-2,980)
44.9	1970 (89-3,998)
44.9	2005 (81-3,633)
44.7	2004 (95-4,250)

Game (min. 4 punts)

59.00	vs. Oakland, 12/24/05 (5-295)
57.40	vs. N.Y. Jets, 9/21/69 (5-287)
56.67	vs. San Diego, 10/6/96 (6-340)
56.20	at Indianapolis, 10/13/85 (5-281)
55.80	vs. San Diego, 11/11/01 (5-279)
55.20	vs. Seattle, 12/1/96 (5-276)
55.13	vs. N.Y. Giants, 9/10/01 (8-441)
55.00	at Oakland, 10/15/06 (4-220)
54.71	vs. N.Y. Jets, 10/3/65 (7-383)
54.40	at Kansas City, 12/19/65 (5-272)

PUNT RETURNS

Most Punt Returns

Season

61	1967
56	1970
55	1983
54	1977
52	1980
	1979
50	2010
48	2001
47	1978
46	2003, 1981, 1968

Game

9	at Oakland, 9/10/67
8	at Buffalo, 11/19/67
7	vs. Washington, 11/18/01
	vs. Kansas City, 12/5/99
	at Chicago, 9/9/84
	at Baltimore, 9/11/83
	at L.A. Raiders, 12/26/82
	at San Diego, 11/14/76
	at Cincinnati, 9/12/76
	vs. Houston, 11/16/69

Most Punt Return Yards

Season

718	1967
600	1999
560	2003
550	2010
534	1975
529	1974
526	1964
524	1983
517	2001
480	1979

Game

143	at Oakland, 9/10/67
142	at N.Y. Titans, 9/24/61
134	at Cleveland, 10/27/74
	at Cincinnati, 10/8/72
131	vs. Kansas City, 12/5/99
129	at Oakland, 10/10/99
123	at Kansas City, 10/18/87
118	at Kansas City, 12/19/65
105	at Kansas City, 10/5/03
101	at New England, 11/28/76
100	at Dallas, 11/22/01

Most Punt Return Touchdowns

Season

2	2007, 1987, 1961

Game

2	at. N.Y. Titans, 9/24/61

KICKOFF RETURNS

Most Kickoff Returns

Season

90	2000
89	1998
	1997
81	2002
77	1995
76	1996
73	2003
72	1989
70	1999
	1994

Opp. Tm. Records / Post Ind. Records - Service / Offense

Most Kickoff Returns, cont.

Game

9	at Kansas City, 12/6/09
	vs. Cleveland, 10/15/00
	at San Diego, 12/9/73
	at Houston, 10/14/73
8	11 times (last: at Chicago, 11/25/07) (OT)

Most Kickoff Return Yards

Season

2,006	1998
1,934	2000
1,827	1997
1,781	2002
1,696	2005
1,679	2003
1,671	1995
1,635	2004
1,602	1996
1,554	2008

Game

257	vs. Atlanta, 9/10/00
238	at Kansas City, 10/8/66
223	vs. Jacksonville, 10/25/98
215	vs. Miami, 10/13/02
	at Houston, 9/3/66
214	vs. Kansas City, 10/11/64
212	vs. San Diego, 9/14/08
	at Cincinnati, 11/1/98
202	vs. Kansas City, 10/23/66
201	vs. L.A. Raiders, 9/7/86

Most Kickoff Return Touchdowns

Season

2	1995

Game

1	18 times (last: at Tennessee, 10/3/10)

PENALTIES

Fewest Opponent Penalties

Season

58	1967
61	1963
62	1960
63	1982 (players' strike; nine-game season)
	1964
64	1968
75	1966
76	1962
78	2009, 1974, 1971

Game

0	at Miami, 12/21/98
	at Oakland, 12/19/71

Fewest Opponent Penalty Yards

Season

516	1963
571	1982 (players' strike; nine-game season)
	1966
573	1964
585	1974
628	2007
	1967
633	1960
678	1962
715	1992
	1976

Game

0	at Miami, 12/21/98
	at Oakland, 12/19/71
4	at Miami, 12/20/75
5	vs. Kansas City, 12/7/08
	at San Diego, 12/1/02 (OT)
	at Kansas City, 12/7/86
	vs. Kansas City, 12/14/85
	vs. Minnesota, 11/18/84
	at Houston, 9/3/66
	vs. Boston, 11/11/62

Postseason Records

SERVICE

Most Postseason Games

22	John Elway, 1983-98
17	Tyrone Braxton, 1987-93, '95-99
14	Steve Atwater, 1989-98
	Jason Elam, 1993-2007
	Ken Lanier, 1981-92, 94
	Karl Mecklenburg, 1983-94
13	Tom Nalen, 1994-2008
	Dennis Smith, 1981-94
	Rod Smith, 1995-2007
12	Keith Burns, 1994-98, '00-03, '05-06
	Simon Fletcher, 1985-95
	Greg Kragen, 1985-95
	Randy Robbins, 1984-91
	Shannon Sharpe, 1990-99, '02-03
11	Keith Bishop, 1980-89
	Dwayne Carswell, 1994-2005
	Rick Dennison, 1982-90
	Mike Horan, 1986-92
	Clarence Kay, 1984-92
	Gary Kubiak, 1983-91
	Trevor Pryce, 1997-2005
	Steve Sewell, 1985-92
	Sammy Winder, 1982-90

Most Postseason Starts

21	John Elway, 1983-98
14	Steve Atwater, 1989-98
13	Tyrone Braxton, 1987-93, '95-99
	Ken Lanier, 1981-92, '94
	Karl Mecklenburg, 1983-94
	Tom Nalen, 1994-2008
	Dennis Smith, 1981-94
12	Shannon Sharpe, 1990-99, '02-03
	Greg Kragen, 1985-95
	Rod Smith, 1995-2007
11	Keith Bishop, 1980-89
10	Steve Foley, 1976-86
	Tom Jackson, 1973-86
	Louis Wright, 1975-86

TOTAL OFFENSE

Most Total Plays (Combined Pass Plays, Rush Att., Rec.)

Career

785	John Elway, 1983-98
223	Terrell Davis, 1995-2002
164	Sammy Winder, 1982-90
148	Jake Plummer, 2003-06
97	Craig Morton, 1977-82

Game

52	Elway, at L.A. Raiders, 1/9/94
43	Elway, vs. Jacksonville, 1/4/97
	Elway, vs. N.Y. Giants, 1/25/87
42	Elway, at Cleveland, 1/11/87 (OT)
41	Elway, vs. Cleveland, 1/14/90
	Elway, vs. Washington, 1/31/88
	Elway, vs. Pittsburgh, 12/30/84

Most Yards Total Offense (Combined Rushing and Passing Yards)

Career

5,425	John Elway, 1983-98 (461/4,964)
1,140	Terrell Davis, 1995-2002 (1,140/0)
941	Jake Plummer, 2003-06 (56/885)
605	Craig Morton, 1977-82 (-4/605)
461	Sammy Winder, 1982-90 (461/0)
231	Gary Kubiak, 1983-91 (19/212)

Postseason Individual Records — Offense

Most Yards Total Offense, Career, cont.

209 Norris Weese, 1976-79 (69/140)
169 Bobby Humphrey, 1989-91 (169/0)
152 Derek Loville, 1997-99 (152/0)
145 Mike Anderson, 2000-05 (145/0)

Game

424 Elway, vs. Cleveland, 1/14/90 (39/385)
338 Elway, vs. Atlanta, 1/31/99 (2/336)
331 Elway, vs. N.Y. Giants, 1/25/87 (27/304)
325 Elway, vs. L.A. Raiders, 1/9/94 (23/302)
317 Elway, vs. Cleveland, 1/17/88 (36/281)
300 Elway, at Cleveland, 1/11/87 (56/244) (OT)
296 Elway, vs. Houston, 1/4/92 (39/257)
289 Elway, vs. Washington, 1/31/88 (32/257)
284 Plummer, at Indianapolis, 1/9/05 (0/284)
283 Elway, vs. Pittsburgh, 1/7/90 (44/239)

RUSHING

Most Rushes

Career

204 Terrell Davis, 1995-2002
144 Sammy Winder, 1982-90
94 John Elway, 1983-98
43 Mike Anderson, 2000-05
38 Bobby Humphrey, 1989-91
Otis Armstrong, 1973-80
36 Gaston Green, 1991-92
34 Rob Lytle, 1977-83
29 Gene Lang, 1984-87
26 Steve Sewell, 1985-92

Game

32 Davis, vs. N.Y. Jets, 1/17/99
31 Davis, vs. Jacksonville, 12/27/97
30 Davis, vs. Green Bay, 1/25/98
26 Davis, at Pittsburgh, 1/11/98
Winder, at Cleveland, 1/11/87 (OT)
25 Davis, vs. Atlanta, 1/31/99
Davis, at Kansas City, 1/4/98
21 Davis, vs. Miami, 1/9/99
Winder, vs. Cleveland, 1/14/90
20 Winder, vs. Cleveland, 1/17/88

Most Rushing Yards

Career

1,140 Terrell Davis, 1995-2002
461 John Elway, 1983-98
Sammy Winder, 1982-90
169 Bobby Humphrey, 1989-91
152 Derek Loville, 1997-99
145 Mike Anderson, 2000-05
141 Otis Armstrong, 1973-80
138 Gene Lang, 1984-87
112 Gaston Green, 1991-92
99 Tatum Bell, 2004-06, '08

Game

199 Davis, vs. Miami, 1/9/99
184 Davis, vs. Jacksonville, 12/27/97
167 Davis, vs. N.Y. Jets, 1/17/99
157 Davis, vs. Green Bay, 1/25/98
139 Davis, at Pittsburgh, 1/11/98
103 Loville, vs. Jacksonville, 12/27/97
102 Davis, vs. Atlanta, 1/31/99
Winder, vs. New England, 1/4/87
101 Davis, at Kansas City, 1/4/98
91 Davis, vs. Jacksonville, 1/4/97

Highest Rushing Average

Career (min. 10 carries)

6.1 Derek Loville, 1997-99 (25-152)
5.6 Terrell Davis, 1995-2002 (204-1,140)
4.9 John Elway, 1983-98 (94-461)
4.8 Gene Lang, 1984-87 (29-138)
4.4 Bobby Humphrey, 1989-91 (38-169)
4.3 Tatum Bell, 2004-06, '08 (23-99)
4.0 Clinton Portis, 2002-03 (17-68)
4.2 Otis Armstrong, 1973-80 (38-141)
3.6 Steve Sewell, 1985-92 (26-94)
3.6 Jim Jensen, 1977-80 (10-36)

Game (min. 10 carries)

9.5 Davis, vs. Miami, 1/9/99 (21-199)
9.4 Loville, vs. Jacksonville, 12/27/97 (11-103)
6.5 Davis, vs. Jacksonville, 1/4/97 (14-91)
5.9 Davis, vs. Jacksonville, 12/27/97 (31-184)
5.4 Winder, vs. New England, 1/4/87 (19-102)
5.3 Davis, at Pittsburgh, 1/11/98 (26-139)
5.2 Davis, vs. Green Bay, 1/25/98 (30-157)
5.2 Davis, vs. N.Y. Jets, 1/17/99 (32-167)
5.1 Humphrey, vs. San Francisco, 1/28/90 (12-61)
4.7 Humphrey, vs. Pittsburgh, 1/7/90 (18-85)

Most Rushing Touchdowns

Career

12 Terrell Davis, 1995-2002
6 John Elway, 1983-98
3 Mike Anderson, 2000-05
Derek Loville, 1997-99
2 M. Bratton, H. Griffith, V. Hebron, G. Lang, G. Lewis, R. Lytle
1 O. Armstrong, T. Bell, J. Keyworth, G. Kubiak, D. Preston, S. Sewell, G. Willhite, S. Winder

Game

3 Terrell Davis, vs. Green Bay, 1/25/98
2 Mike Anderson, vs. New England, 1/14/06
Howard Griffith, vs. Atlanta, 1/31/99
Terrell Davis, vs. Miami, 1/9/99
Terrell Davis, at Kansas City, 1/4/98
Terrell Davis, vs. Jacksonville, 12/27/97
Derek Loville, vs. Jacksonville, 12/27/97
Melvin Bratton, vs. Pittsburgh, 1/7/90
Greg Lewis, vs. Houston, 1/4/92

Longest Run From Scrimmage

62 Terrell Davis, vs. Miami, 1/9/99
59 Terrell Davis, vs. Jacksonville, 12/27/97
47 Terrell Davis, vs. Jacksonville, 1/4/97
44 Derek Loville, vs. Jacksonville, 12/27/97
43 Terrell Davis, at Pittsburgh, 1/11/98
42 Gene Lang, vs. Cleveland, 1/17/88
41 Terrell Davis, at Kansas City, 1/4/98
35 Sammy Winder, at Seattle, 12/24/83
34 Bobby Humphrey, vs. San Francisco, 1/28/90
John Elway, at Cleveland, 1/11/87

PASSING

Most Pass Attempts

Career

651 John Elway, 1983-98
120 Jake Plummer, 2003-06
90 Craig Morton, 1977-82
28 Gus Frerotte, 2000-01
26 Norris Weese, 1976-79
19 Gary Kubiak, 1983-91
Steve DeBerg, 1981-83
10 Jarious Jackson, 2000-03
7 Tommy Maddox, 1992-93
2 Steve Sewell, 1985-92

Game

47 Elway, at L.A. Raiders, 1/9/94
38 Elway, vs. Jacksonville, 1/4/97
Elway, vs. Washington, 1/31/88
Elway, at Cleveland, 1/11/87 (OT)
37 Elway, vs. N.Y. Giants, 1/25/87
Elway, vs. Pittsburgh, 12/30/84
36 Elway, vs. Cleveland, 1/14/90
34 Plummer, at Indianapolis, 1/9/05
Elway, vs. N.Y. Jets, 1/17/99
33 Elway, vs. Houston, 1/4/92

Postseason Individual Records — Passing

Most Completions

Career

355 John Elway, 1983-1998
80 Jake Plummer, 2003-06
42 Craig Morton, 1977-82
16 Gary Kubiak, 1983-91
14 Steve DeBerg, 1981-83
13 Gus Frerotte, 2000-01
12 Norris Weese, 1976-79
5 Jarious Jackson, 2000-03
3 Tommy Maddox, 1992-93
2 Steve Sewell, 1985-92

Game

29 Elway, at L.A. Raiders, 1/9/94
25 Elway, vs. Jacksonville, 1/4/97
24 Plummer, at Indianapolis, 1/9/05
23 Plummer, at Indianapolis, 1/4/04
22 Elway, vs. N.Y. Giants, 1/25/87
Elway, at Cleveland, 1/11/87 (OT)
20 Elway, vs. Cleveland, 1/14/90
19 Elway, at Pittsburgh, 12/30/94
Elway, vs. Houston, 1/4/92

Highest Completion Percentage

Career (min. 15 passes)

.842 Gary Kubiak, 1983-91 (16-19)
.737 Steve DeBerg, 1981-83 (14-19)
.667 Jake Plummer, 2003-06 (80-120)
.545 John Elway, 1983-98 (355-651)
.467 Craig Morton, 1977-82 (42-90)
.464 Gus Frerotte, 2000-01 (13-28)
.462 Norris Weese, 1976-79 (12-26)

Game (min. 12 passes)

.917 Kubiak, at Buffalo, 1/12/92 (11-12)
.767 Plummer, at Indianapolis, 1/4/04 (23-30)
.737 DeBerg, at Seattle, 12/24/83 (14-19)
.706 Plummer, at Indianapolis, 1/9/05 (24-34)
.667 Elway, vs. Jacksonville, 12/27/97 (16-24)
Elway, at Seattle, 12/24/83 (10-15)
.658 Elway, vs. Jacksonville, 1/4/97 (25-38)
.621 Elway, vs. Atlanta, 1/31/99 (18-29)
.617 Elway, at L.A. Raiders, 1/9/94 (29-47)
.609 Elway, vs. Miami, 1/9/99 (14-23)

Most Passing Yards

Career

4,964 John Elway, 1983-98
885 Jake Plummer, 2003-06
605 Craig Morton, 1977-82
212 Gary Kubiak, 1983-91
140 Norris Weese, 1976-79
131 Steve DeBerg, 1981-83
124 Gus Frerotte, 2000-01
54 Jarious Jackson, 2000-03
52 Gerald Willhite, 1982-88
34 Tommy Maddox, 1992-93

Game

385 Elway, vs. Cleveland, 1/14/90
336 Elway, vs. Atlanta, 1/31/99
304 Elway, vs. N.Y. Giants, 1/25/87
302 Elway, at L.A. Raiders, 1/9/94
284 Plummer, at Indianapolis, 1/9/05
281 Elway, vs. Cleveland, 1/17/88
259 Elway, vs. Houston, 1/10/88
257 Elway, vs. Houston, 1/4/92
Elway, vs. Washington, 1/31/88
Elway, vs. New England, 1/4/87

Most Touchdown Passes

Career

27 John Elway, 1983-98
5 Jake Plummer, 2003-06
Craig Morton, 1977-82
1 Steve DeBerg, 1981-83

Game

3 Elway, at L.A. Raiders, 1/9/94
Elway, vs. Cleveland, 1/14/90
Elway, vs. Cleveland, 1/17/88
2 Plummer, at Indianapolis, 1/9/05
Elway, at Pittsburgh, 1/11/98
Elway, vs. Jacksonville, 1/4/97
Elway, vs. Houston, 1/10/88
Elway, vs. Pittsburgh, 12/30/84
Morton, vs. Oakland, 1/1/78
Morton, vs. Pittsburgh, 12/24/77

Most Interceptions Thrown

Career

21 John Elway, 1983-98
6 Jake Plummer, 2003-06
Craig Morton, 1977-82
1 Gus Frerotte, 2000-01
Steve DeBerg, 1981-83

Game

4 Morton, vs. Dallas, 1/15/78
3 Elway, vs. Washington, 1/31/88
2 Plummer, vs. Pittsburgh, 1/22/06
Plummer, at Indianapolis, 1/4/04
Elway, vs. San Francisco, 1/28/90
Elway, vs. New England, 1/4/87
Elway, vs. Pittsburgh, 12/30/84
1 18 times (last: Plummer, vs. N.E., 1/14/06)

Best Interception Avoidance Percentage

Career (min. 15 passes)

.000 Gary Kubiak, 1983-91 (0-19)
Norris Weese, 1976-79 (0-26)
.032 John Elway, 1983-98 (21-651)
.036 Gus Frerotte, 2000-01 (1-28)
.050 Jake Plummer, 2003-06 (6-120)
.053 Steve DeBerg, 1981-83 (1-19)
.067 Craig Morton, 1977-82 (6-90)

Highest Average Gain Per Attempt

Career (min. 15 passes)

11.16 Gary Kubiak, 1983-91 (19-212)
7.63 John Elway, 1983-98 (651-4,964)
7.38 Jake Plummer, 2003-06 (120-885)
6.89 Steve DeBerg, 1981-83 (19-131)
6.72 Craig Morton, 1977-82 (90-605)
5.38 Norris Weese, 1976-79 (26-140)
4.43 Gus Frerotte, 2000-01 (28-124)

Highest Average Gain Per Completion

Career (min. 15 passes)

14.40 Craig Morton, 1977-82 (42-605)
13.98 John Elway, 1983-98 (355-4,964)
13.25 Gary Kubiak, 1983-91 (16-212)
11.67 Norris Weese, 1976-79 (12-140)
11.06 Jake Plummer, 2003-06 (80-885)
9.54 Gus Frerotte, 2000-01 (13-124)
9.36 Steve DeBerg, 1981-83 (14-131)

Highest Passer Rating

Career (min. 15 passes)

113.2 Gary Kubiak, 1983-91 (19 att.)
87.8 Steve DeBerg, 1981-83 (19 att.)
81.4 Jake Plummer, 2003-06 (120 att.)
79.7 John Elway, 1983-98 (651 att.)
63.0 Norris Weese, 1976-79 (26 att.)
59.7 Craig Morton, 1977-82 (90 att.)
44.3 Gus Frerotte, 2000-01 (28 att.)

Game (min. 12 passes)

120.7 Elway, vs. Cleveland, 1/14/90 (36 att.)
114.4 Elway, vs. Cleveland, 1/17/88 (26 att.)

Longest Pass Play

80t John Elway to Rod Smith, vs. Atlanta, 1/31/99
John Elway to Mark Jackson, vs. Cleveland, 1/17/88
74t Craig Morton to Haven Moses, vs. Oakland, 1/1/78
70t John Elway to Michael Young, vs. Cleveland, 1/14/90
56t John Elway to Ricky Nattiel, vs. Washington, 1/31/88
55 John Elway to Vance Johnson, vs. Houston, 1/10/88
54 John Elway to Vance Johnson, vs. N.Y. Giants, 1/25/87

Postseason Ind. Records — Receiving / INTs / Sacks

Longest Pass Play, cont.

53 John Elway to Michael Young, vs. Cleveland, 1/14/90
52 Gerald Willhite to Steve Watson, vs. Pittsburgh, 12/30/84
51 John Elway to Mark Jackson, vs. Pittsburgh, 1/7/90

RECEIVING

Most Receptions

Career
49 Rod Smith, 1995-2007
47 Shannon Sharpe, 1990-99, '02-03
41 Vance Johnson, 1985-93, '95
36 Ed McCaffrey, 1995-2003
31 Steve Sewell, 1985-92
21 Steve Watson, 1979-87
20 Mark Jackson, 1986-92
Sammy Winder, 1982-90
19 Terrell Davis, 1995-2002
13 Ricky Nattiel, 1987-92
Haven Moses, 1972-81

Game
13 Sharpe, at L.A. Raiders, 1/9/94
11 Watson, vs. Pittsburgh, 12/30/84
8 McCaffrey, at Baltimore, 12/31/00
V. Johnson, at Buffalo, 1/12/92
7 R. Smith, at Indianapolis, 1/9/05
Davis, vs. Jacksonville, 1/4/97
Sewell, at Buffalo, 1/12/92
V. Johnson, vs. Cleveland, 1/14/90
Myles, at Seattle, 12/24/83
6 R. Smith, vs. New England, 1/14/06
R. Smith, at Pittsburgh, 1/11/98

Most Receiving Yards

Career
860 Rod Smith, 1995-2007
719 Vance Johnson, 1985-93, '95
505 Shannon Sharpe, 1990-99, '02-03
490 Ed McCaffrey, 1995-2003
422 Mark Jackson, 1986-92
375 Steve Sewell, 1985-92
358 Steve Watson, 1979-87
314 Haven Moses, 1972-81
255 Michael Young, 1989-92
251 Ricky Nattiel, 1987-92

Game
177 Watson, vs. Pittsburgh, 12/30/84
168 Moses, vs. Oakland, 1/1/78
156 Sharpe, at L.A. Raiders, 1/9/94
152 R. Smith, vs. Atlanta, 1/31/99
134 Jackson, vs. Cleveland, 1/17/88
123 Young, vs Cleveland, 1/14/90
121 V. Johnson, vs. N.Y. Giants, 1/25/87
111 Jackson, vs. Pittsburgh, 1/7/90
105 V. Johnson, vs. Houston, 1/10/88
104 V. Johnson, at Buffalo, 1/12/92

Highest Average Gain Per Reception

Career (min. 5 receptions)
24.2 Haven Moses, 1972-81 (13-314)
23.2 Michael Young, 1989-92 (11-255)
21.1 Mark Jackson, 1986-92 (20-422)
19.3 Ricky Nattiel, 1987-92 (13-251)
19.3 Jack Dolbin, 1975-79 (7-135)
17.6 Rod Smith, 1995-2007 (49-860)
17.5 Vance Johnson, 1985-93, '95 (41-719)
17.0 Steve Watson, 1979-87 (21-358)
15.9 Jeb Putzier, 2002-05, '08 (10-159)
15.2 Ashley Lelie, 2002-05 (10-152)

Game (min. 4 receptions)
33.60 Moses, vs. Oakland, 1/1/78 (5-168)
33.50 Jackson, vs. Cleveland, 1/17/88 (4-134)
30.40 R. Smith, vs. Atlanta, 1/31/99 (5-152)
26.25 V. Johnson, vs. Houston, 1/10/88 (4-105)
24.20 V. Johnson, vs. N.Y. Giants, 1/25/87 (5-121)
22.25 V. Johnson, vs. New England, 1/4/87 (4-89)
22.20 Jackson, vs. Pittsburgh, 1/7/90 (5-111)

Most Receiving Touchdowns

Career
6 Rod Smith, 1995-2007
4 Vance Johnson, 1985-93, '95
2 Howard Griffith, Mark Jackson, Clarence Kay, Ed McCaffrey, Haven Moses, Ricky Nattiel, Shannon Sharpe, Sammy Winder
1 12 players (last: Lelie vs. N.E., 1/14/06)

Game
2 Kay, vs. Houston, 1/10/88
Moses, vs. Oakland, 1/1/78

INTERCEPTIONS

Most Interceptions

Career
5 Darrien Gordon, 1997-98
3 Tyrone Braxton, 1987-93, '95-99
Bob Swenson, 1975-83
2 Darrius Johnson, 1996-99
Dennis Smith, 1981-94
Tom Jackson, 1973-86

Game
2 Gordon, vs. Atlanta, 1/31/99
Gordon, vs. N.Y. Jets, 1/17/99
D. Smith, vs. Cleveland, 1/14/90
T. Jackson, vs. Pittsburgh, 12/24/77

Most Yards on Interception Returns

Career
156 Darrien Gordon, 1997-98
100 Champ Bailey, 2004-09
76 Darrius Johnson, 1996-99
57 Mark Haynes, 1986-89
49 Tom Jackson, 1973-86
26 Jim Ryan, 1979-88

Game
108 Gordon, vs. Atlanta, 1/31/99
100 Bailey, vs. New England, 1/14/06
57 Haynes, vs. Houston, 1/10/88
49 T. Jackson, vs. Pittsburgh, 12/24/77
48 Gordon, vs. N.Y. Jets, 1/17/99
D. Johnson, vs. Miami, 1/9/99
28 D. Johnson, vs. Atlanta, 1/31/99
26 Ryan, at Cleveland, 1/11/87 (OT)
18 Mecklenburg, vs. Houston, 1/10/88

Longest Interception Return

100 Champ Bailey, vs. New England, 1/14/06
58 Darrien Gordon, vs. Atlanta, 1/31/99
57 Mark Haynes, vs. Houston, 1/10/88
50 Darrien Gordon, vs. Atlanta, 1/31/99
48 Darrius Johnson, vs. Miami, 1/9/99
32 Tom Jackson, vs. Pittsburgh, 12/24/77
30 Darrien Gordon, vs. N.Y. Jets, 1/17/99
28 Darrius Johnson, vs. Atlanta, 1/31/99
26 Jim Ryan, at Cleveland, 1/11/87
18 Karl Mecklenburg, vs. Houston, 1/10/88

SACKS

Most Sacks

Career
6 Simon Fletcher, 1985-95
Rulon Jones, 1980-88
3 Neil Smith, 1997-99
Rubin Carter, 1975-86
2 Maa Tanuvasa, 1995-2000
Alfred Williams, 1996-99
Karl Mecklenburg, 1983-94
Jim Ryan, 1979-88
Lyle Alzado, 1971-78

Postseason Ind. Records — Sacks / Punts / Returns

Most Sacks, cont.

Game
2 N. Smith, at Kansas City, 1/4/98
A. Williams, at Kansas City, 1/4/98
Fletcher, at L.A. Raiders, 1/9/94
Fletcher, vs. Cleveland, 1/14/90
R. Jones, vs. New England, 1/4/87
Alzado, vs. Dallas, 1/15/78
Carter, vs. Dallas, 1/15/78

PUNTING

Most Punts

Career
46 Mike Horan, 1986-2002
45 Tom Rouen, 1993-2002
19 Bucky Dilts, 1977-78
10 Luke Prestridge, 1979-83
8 Todd Sauerbrun, 2005, '07

Game
9 Rouen, at Baltimore, 12/31/00
7 Rouen, vs. N.Y. Jets, 1/17/99
Horan, vs. Washington, 1/31/88
6 Sauerbrun, vs. New England, 1/14/06
Rouen, at Kansas City, 1/4/98
Horan, at Buffalo, 1/12/92
Horan, vs. San Francisco, 1/28/90
Horan, at Cleveland, 1/11/87 (OT)
Prestridge, at Houston, 12/23/79
Dilts, vs. Pittsburgh, 12/30/78

Highest Average Per Punt

Career (min. 10 punts)
45.70 Luke Prestridge, 1979-83 (10-457)
42.13 Mike Horan, 1986-2002 (46-1,938)
39.16 Tom Rouen, 1993-2002 (45-1,762)
37.26 Bucky Dilts, 1977-78 (19-708)

Game (min. 4 punts)
49.00 Horan, vs. New England, 1/4/87 (5-245)
47.75 Prestridge, at Seattle, 12/24/83 (4-191)
46.40 Horan, vs. Cleveland, 1/14/90 (5-232)
45.67 Sauerbrun, vs. New England, 1/14/06 (6-274)
45.29 Rouen, vs. N.Y. Jets, 1/17/99 (7-317)
44.33 Prestridge, at Houston, 12/23/79 (6-266)

Longest Punt

76 Mike Horan, at Buffalo, 1/12/92

PUNT RETURNS

Most Punt Returns

Career
13 Vance Johnson, 1985-93, '95
11 Darrien Gordon, 1997-98
10 Rick Upchurch, 1975-83
7 Gerald Willhite, 1982-88
6 Kevin Clark, 1987-88, '90-91
3 Deltha O'Neal, 2000-03
Glyn Milburn, 1993-95
Zach Thomas, 1983-84

Game
5 Gordon, vs. N.Y. Jets, 1/17/99
4 V. Johnson, vs. Cleveland, 1/14/90
3 O'Neal, at Baltimore, 12/31/00
Milburn, at L.A. Raiders, 1/9/94
V. Johnson, at Buffalo, 1/12/92
Willhite, at Cleveland, 1/11/87 (OT)
V. Johnson, vs. New England, 1/4/87
Z. Thomas, at Seattle, 12/24/83
Upchurch, vs. Dallas, 1/15/78

Most Yards on Punt Returns

Career
162 Darrien Gordon, 1997-98
115 Vance Johnson, 1985-93, '95
92 Rick Upchurch, 1975-83
46 Kevin Clark, 1987-88, '90-91
45 Gerald Willhite, 1982-88
38 Glyn Milburn, 1993-95

Game
79 Gordon, vs. N.Y. Jets, 1/17/99
38 Milburn, at L.A. Raiders, 1/9/94
36 Gordon, at Kansas City, 1/4/98
V. Johnson, at Buffalo, 1/12/92
V. Johnson, vs. Cleveland, 1/14/90
30 Upchurch, at Pittsburgh, 12/30/78
26 V. Johnson, vs. New England, 1/4/87
25 Upchurch, at Houston, 12/23/79

Highest Average Per Return

Career (min. 2 returns)
14.7 Darrien Gordon, 1997-98 (11-162)
12.7 Glyn Milburn, 1993-95 (3-38)
9.2 Rick Upchurch, 1975-83 (10-92)
8.8 Vance Johnson, 1985-93, '95 (13-115)
7.7 Kevin Clark, 1987-88, '90-91 (6-46)
6.4 Gerald Willhite, 1982-88 (7-45)

Game (min. 2 returns)
15.8 Gordon, vs. N.Y. Jets, 1/17/99 (5-79)
15.0 Upchurch, at Pittsburgh, 12/30/78 (2-30)
12.7 Milburn, at L.A. Raiders, 1/9/94 (3-38)
12.5 Upchurch, at Houston, 12/23/79 (2-25)
12.0 V. Johnson, at Buffalo, 1/12/92 (3-36)
9.5 Gordon, at Pittsburgh, 1/11/98 (2-19)

Most Punt Return Touchdowns

Career
None
Game
None

Longest Punt Return

36 Darrien Gordon, vs. N.Y. Jets, 1/17/99
36 Darrien Gordon, at Kansas City, 1/4/98
22 Rick Upchurch, at Pittsburgh, 12/30/78
19 Darrien Gordon, at Pittsburgh, 1/11/98
18 Glyn Milburn, at L.A. Raiders, 1/9/94
17 Gerald Willhite, vs. Pittsburgh, 12/30/84
Rick Upchurch, at Houston, 12/23/79
14 Darrien Gordon, vs. Jacksonville, 12/27/97

KICKOFF RETURNS

Most Kickoff Returns

Career
21 Ken Bell, 1986-89
20 Vaughn Hebron, 1996-98
12 Rick Upchurch, 1975-83
8 Charlie Adams, 2003-05
Reuben Droughns, 2002-04
Darren Carrington, 1989
6 Glyn Milburn, 1993-95
Alton Montgomery. 1990-92
5 Cecil Sapp, 2003-07
Gene Lang, 1984-87

Game
6 Droughns, at Indianapolis, 1/4/04
Milburn, at L.A. Raiders, 1/9/94
Carrington, vs. San Francisco, 1/28/90
5 K. Bell, vs. Washington, 1/31/88

Most Yards on Kickoff Returns

Career
460 Vaughn Hebron, 1996-98
383 Ken Bell, 1986-89
259 Rick Upchurch, 1975-83
197 Darren Carrington, 1989
189 Charlie Adams, 2003-05
169 Reuben Droughns, 2002-04
122 Alton Montgomery, 1990-92
97 Cecil Sapp, 2003-07
85 Glyn Milburn, 1993-95
81 Zach Thomas, 1983-84

Game
146 Carrington, vs. San Francisco, 1/28/90
133 Droughns, at Indianapolis, 1/4/04
110 Adams, vs. Pittsburgh, 1/22/06
94 Upchurch, vs. Dallas, 1/15/78

Postseason Ind. Records — Returns / Kicking / Scoring

Most Yards on Kickoff Returns, Game, cont.

88 Montgomery, vs. Houston, 1/4/92
K. Bell, vs. Washington, 1/31/88
87 Hebron, vs. Jacksonville, 12/27/97
86 Sapp, at Indianapolis, 1/9/05
85 Hebron, vs. Jacksonville, 1/4/97
Milburn, at L.A. Raiders, 1/9/94

Highest Average Per Kickoff Return

Career (min. 3 returns)
27.25 John Schultz, 1976-78 (4-109)
24.63 Darren Carrington, 1989 (8-197)
23.63 Charlie Adams, 2003-05 (8-189)
23.00 Vaughn Hebron, 1996-98 (20-460)
21.58 Rick Upchurch, 1975-83 (12-259)
21.13 Reuben Droughns, 2002-04 (8-169)
20.33 Alton Montgomery, 1990-92 (6-122)
20.25 Zach Thomas, 1983-84 (4-81)
19.40 Cecil Sapp, 2003-07 (5-97)
18.67 Dave Preston, 1978-83 (3-56)

Game (min. 2 returns)
31.33 Upchurch, vs. Dallas, 1/15/78 (3-94)
31.00 Bell, vs. Pittsburgh, 1/7/90 (2-62)
Schultz, vs. Dallas, 1/15/78 (2-62)
29.00 Hebron, vs. Jacksonville, 12/27/97 (3-87)
28.33 Hebron, vs. Jacksonville, 1/4/97 (3-85)
28.00 Willhite, vs. Pittsburgh, 12/30/84 (2-56)
27.50 Adams, vs. Pittsburgh, 1/22/06 (4-110)
25.50 Hebron, at Kansas City, 1/4/98 (2-51)
Carrington, vs. Pittsburgh, 1/7/90 (2-51)
24.33 Carrington, vs. San Francisco, 1/28/90 (6-146)

Most Kickoff Return Touchdowns

Career
None
Game
None

Longest Kickoff Return

67 Rick Upchurch, vs. Dallas, 1/15/78
51 Vaughn Hebron, vs. Jacksonville, 12/27/97
47 Charlie Adams, vs. Pittsburgh, 1/22/06
41 Triandos Luke, at Indianapolis, 1/9/05
39 Darren Carrington, vs. San Francisco, 1/28/90
38 Vaughn Hebron, vs. Jacksonville, 1/4/97
37 John Schultz, vs. Dallas, 1/15/78
35 Ken Bell, vs. New England, 1/4/87
33 Reuben Droughns, at Indianapolis, 1/4/04
32 Vaughn Hebron, vs. Green Bay, 1/25/98

KICKING

Most PAT Attempts

Career
40 Jason Elam, 1993-2007
19 Rich Karlis, 1982-88
12 David Treadwell, 1989-92
9 Jim Turner, 1971-79

Game
6 Elam, vs. Jacksonville, 12/27/97
5 Elam, vs. Miami, 1/9/99
Karlis, vs. Cleveland, 1/17/88
4 Elam, vs. Atlanta, 1/31/99
Elam, vs. Green Bay, 1/25/98
Treadwell, vs. Cleveland, 1/14/90
Karlis, vs. Houston, 1/10/88
Turner, vs. Pittsburgh, 12/24/77

Most PATs Made

Career
39 Jason Elam, 1993-2007
19 Rich Karlis, 1982-88
11 David Treadwell, 1989-92
9 Jim Turner, 1971-79

Game
6 Elam, vs. Jacksonville, 12/27/97
5 Elam, vs. Miami, 1/9/99
Karlis, vs. Cleveland, 1/17/88
4 Elam, vs. Atlanta, 1/31/99
Elam, vs. Green Bay, 1/25/98
Treadwell, vs. Cleveland, 1/14/90
Karlis, vs. Houston, 1/10/88
Turner, vs. Pittsburgh, 12/24/77

Highest PAT Percentage

Career
1.000 Rich Karlis, 1982-88 (19-19)
Jim Turner, 1971-79 (9-9)
.975 Jason Elam, 1993-2007 (39-40)
.916 David Treadwell, 1989-92 (11-12)

Most Field Goals Attempted

Career
18 Jason Elam, 1993-2007
Rich Karlis, 1982-88
11 David Treadwell, 1989-92
8 Jim Turner, 1971-79

Game
4 Elam, vs. Atlanta, 1/31/99
Treadwell, vs. Cleveland, 1/28/90
Karlis, vs. N.Y. Giants, 1/25/87
3 Elam, vs. N.Y. Jets, 1/17/99
Treadwell, at Buffalo, 1/12/92
Karlis, at Cleveland, 1/11/87 (OT)
Karlis, vs. Pittsburgh, 12/30/84
Turner, vs. Oakland, 1/1/78

Most Field Goals Made

Career
15 Jason Elam, 1993-2007
12 Rich Karlis, 1982-88
7 David Treadwell, 1989-92
4 Jim Turner, 1971-79

Game
3 Elam, vs. N.Y. Jets, 1/17/99
Treadwell, vs. Cleveland, 1/14/90
Karlis, at Cleveland, 1/11/87 (OT)
2 Elam, vs. New England, 1/14/06
Elam, vs. Atlanta, 1/31/99
Treadwell, vs. Houston, 1/4/92
Karlis, vs. Houston, 1/10/88
Karlis, vs. N.Y. Giants, 1/25/87
Karlis, vs. New England, 1/4/87
Turner, vs. Pittsburgh, 12/24/77

Highest Field Goal Percentage

Career
.833 Jason Elam, 1993-2007 (15-18)
.667 Rich Karlis, 1982-88 (12-18)
.636 David Treadwell, 1989-92 (7-11)
.500 Jim Turner, 1971-79 (4-8)

Longest Field Goal

51 Jason Elam, vs. Green Bay, 1/25/98
50 Jason Elam, vs. New England, 1/14/06
49 Jason Elam, at Indianapolis, 1/4/04
David Treadwell, vs. Houston, 1/4/92
48 Jason Elam, vs. N.Y. Jets, 1/17/99
Rich Karlis, vs. N.Y. Giants, 1/25/87
47 Jim Turner, vs. Dallas, 1/15/78
44 Jim Turner, vs. Pittsburgh,12/24/77
43 Jason Elam, at Pittsburgh, 1/11/98
David Treadwell, vs. Pittsburgh, 1/7/90
Rich Karlis, vs. Houston, 1/10/88

SCORING

Most Touchdowns Scored

Career
12 Terrell Davis, 1995-2002
6 Rod Smith, 1995-2007
John Elway, 1983-98
4 Howard Griffith, 1997-2001
Vance Johnson, 1985-93, '95
3 Mike Anderson, 2000-05
Derek Loville, 1997-99
Sammy Winder, 1982-90

Postseason Ind. / Team Records — Results / Scoring

Most Touchdowns Scored, cont.

Game
3 Davis, vs. Green Bay, 1/25/98
2 11 times (last: Anderson vs. New England, 1/14/06)

Most Points Scored

Career
84 Jason Elam, 1993-2007
74 Terrell Davis, 1995-2002
55 Rich Karlis, 1982-88
36 Rod Smith, 1995-2007
John Elway, 1983-98
32 David Treadwell, 1989-92
24 Howard Griffith, 1997-2001
Vance Johnson, 1985-93, '95
21 Jim Turner, 1971-79
18 Mike Anderson, 2000-05
Derek Loville, 1997-99
Sammy Winder, 1982-90

Game
18 Davis, vs. Green Bay, 1/25/98
13 Treadwell, vs. Cleveland, 1/14/90
12 11 times (last: Anderson, vs. New England, 1/14/06)

POSTSEASON GAME-BY-GAME

Won-Lost Record: 17-15

1/22/06 Pittsburgh 34, Denver 17
AFC Championship Game
(INVESCO Field at Mile High, att.: 76,775)
1/14/06 Denver 27, New England 13
AFC Divisional Playoff Game
(INVESCO Field at Mile High, att.: 76,238)
1/9/05 Indianapolis 49, Denver 24
AFC Wild Card Playoff Game
(RCA Dome, att.: 56,609)
1/4/04 Indianapolis 41, Denver 10
AFC Wild Card Playoff Game
(RCA Dome, att.: 56,586)
12/31/00 Baltimore 21, Denver 3
AFC Wild Card Playoff Game
(PSINet Stadium, att.: 69,638)
1/31/99 Denver 34, Atlanta 19
Super Bowl XXXIII
(Pro Player Stadium, att.: 74,803)
1/17/99 Denver 23, New York Jets 10
AFC Championship Game
(Mile High Stadium, att.: 75,482)
1/9/99 Denver 38, Miami 3
AFC Divisional Playoff Game
(Mile High Stadium, att.: 75,729)
1/25/98 Denver 31, Green Bay 24
Super Bowl XXXII
(Qualcomm Stadium, att.: 68,912)
1/11/98 Denver 24, Pittsburgh 21
AFC Championship Game
(Three Rivers Stadium, att.: 61,382)
1/4/98 Denver 14, Kansas City 10
AFC Divisional Playoff Game
(Arrowhead Stadium, att.: 76,965)
12/27/97 Denver 42, Jacksonville 17
AFC Wild Card Playoff Game
(Mile High Stadium, att.: 74,481)
1/4/97 Jacksonville 30, Denver 27
AFC Divisional Playoff Game
(Mile High Stadium, att.: 75,678)
1/9/94 Los Angeles Raiders 42, Denver 24
AFC Wild Card Playoff Game
(L.A. Coliseum, att.: 65,314)
1/12/92 Buffalo 10, Denver 7
AFC Championship Game
(Rich Stadium, att.: 80,272)
1/4/92 Denver 26, Houston 24
AFC Divisional Playoff Game
(Mile High Stadium, att.: 75,301)
1/28/90 San Francisco 55, Denver 10
Super Bowl XXIV
(Superdome, att.: 72,919)
1/14/90 Denver 37, Cleveland 21
AFC Championship Game
(Mile High Stadium, att.: 76,005)
1/7/90 Denver 24, Pittsburgh 23
AFC Divisional Playoff Game
(Mile High Stadium, att.: 75,868)
1/31/88 Washington 42, Denver 10
Super Bowl XXII
(Jack Murphy Stadium, att.: 73,302)
1/17/88 Denver 38, Cleveland 33
AFC Championship Game
(Mile High Stadium, att.: 75,993)
1/10/88 Denver 34, Houston 10
AFC Divisional Playoff Game
(Mile High Stadium, att.: 75,968)
1/25/87 New York Giants 39, Denver 20
Super Bowl XXI
(Rose Bowl, att.: 101,063)
1/11/87 Denver 23, Cleveland 20 (OT)
AFC Championship Game
(Cleveland Stadium, att.: 79,915)
1/4/87 Denver 22, New England 17
AFC Divisional Playoff Game
(Mile High Stadium, att.: 76,105)
12/30/84 Pittsburgh 24, Denver 17
AFC Divisional Playoff Game
(Mile High Stadium, att.: 74,981)
12/24/83 Seattle 31, Denver 7
AFC Wild Card Playoff Game
(Kingdome, att.: 60,752)
12/23/79 Houston 13, Denver 7
AFC Wild Card Playoff Game
(Astrodome, att.: 48,776)
12/30/78 Pittsburgh 33, Denver 10
AFC Divisional Playoff Game
(Three Rivers Stadium, att.: 48,921)
1/15/78 Dallas 27, Denver 10
Super Bowl XII
(Superdome, att.: 76,400)
1/1/78 Denver 20, Oakland 17
AFC Championship Game
(Mile High Stadium, att.: 74,982)
12/24/77 Denver 34, Pittsburgh 21
AFC Divisional Playoff Game
(Mile High Stadium, att.: 75,011)

SCORING

Most Points Scored

42 vs. Jacksonville, 12/27/97
38 vs. Miami, 1/9/99
vs. Cleveland, 1/17/88
37 vs. Cleveland, 1/14/90
34 vs. Atlanta, 1/31/99
vs. Houston, 1/10/88
vs. Pittsburgh, 12/24/77
31 vs. Green Bay, 1/25/98
27 vs. New England, 1/14/06
vs. Jacksonville, 1/4/97

Most Points Scored, One Half

27 vs. Cleveland, 1/14/90 (2nd)
24 at Pittsburgh, 1/11/98 (1st)
23 vs. N.Y. Jets, 1/17/99 (2nd)
21 at Indianapolis, 1/9/05 (2nd)
vs. Miami, 1/9/99 (1st)
vs. Jacksonville, 12/27/97 (2nd)
vs. Jacksonville, 12/27/97 (1st)
at L.A. Raiders, 1/9/94 (1st)
vs. Cleveland, 1/17/88 (1st)
20 vs. Pittsburgh, 12/24/77 (2nd)

Postseason Team Records — Scoring / Offense

Most Points Scored, One Quarter

21 vs. Jacksonville, 12/27/97 (4th)
20 vs. N.Y. Jets, 1/17/99 (3rd)
17 vs. Atlanta, 1/31/99 (4th)
at Pittsburgh, 1/11/98 (2nd)
15 vs. Jacksonville, 1/4/97 (4th)
14 at Indianapolis, 1/9/05 (3rd)
vs. Miami, 1/9/99 (4th)
vs. Miami, 1/9/99 (1st)
vs. Jacksonville, 12/27/97 (1st)
at L.A. Raiders, 1/9/94 (2nd)
vs. Cleveland, 1/14/90 (3rd)
vs. Cleveland, 1/17/88 (1st)

TOTAL OFFENSE

Most Total Plays

77 at Cleveland, 1/11/87 (OT)
76 vs. Jacksonville, 12/27/97
vs. Cleveland, 1/14/90
75 vs. N.Y. Jets, 1/17/99
vs. New England, 1/4/87
73 at L.A. Raiders, 1/9/94
69 at Buffalo, 1/12/92
at Seattle, 12/24/83

Most Total Yards

511 vs. Jacksonville, 12/27/97 (310 rush/201 pass)
497 vs. Cleveland, 1/14/90 (120/377)
457 vs. Atlanta, 1/31/99 (121/336)
441 vs. New England, 1/4/87 (188/253)
424 vs. Miami, 1/9/99 (250/174)
418 vs. Houston, 1/4/92 (151/267)
412 vs. Cleveland, 1/17/88 (156/256)
387 at L.A. Raiders, 1/9/94 (56/331)
374 at Cleveland, 1/11/87 (149/225) (OT)
372 vs. N.Y. Giants, 1/25/87 (52/320)

Highest Average Gain Per Play

7.0 vs. Atlanta, 1/31/99 (65-457)
7.0 vs. Pittsburgh, 1/7/90 (52-364)
6.8 vs. Miami, 1/9/99 (62-424)
6.7 vs. Jacksonville, 12/27/97 (76-511)
6.5 vs. Cleveland, 1/14/90 (52-364)
6.4 vs. Houston, 1/4/92 (65-418)
6.1 vs. Cleveland, 1/17/88 (67-412)
5.9 vs. Jacksonville, 1/4/97 (60-351)
5.8 at Indianapolis, 1/9/05 (58-338)
5.8 vs. N.Y. Giants, 1/25/87 (64-372)

RUSHING

Most Rushes

49 vs. Jacksonville, 12/27/97
42 vs. New England, 1/4/87
39 vs. Green Bay, 1/25/98
vs. Cleveland, 1/14/90
vs. Cleveland, 1/17/88
38 vs. N.Y. Jets, 1/17/99
vs. Miami, 1/9/99
37 at Cleveland, 1/11/87 (OT)
vs. Oakland, 1/1/78
vs. Pittsburgh, 12/24/77

Most Rushing Yards

310 vs. Jacksonville, 12/27/97
250 vs. Miami, 1/9/99
188 vs. New England, 1/4/87
179 vs. Green Bay, 1/25/98
178 vs. N.Y. Jets, 1/17/99
156 vs. Cleveland, 1/17/88
151 vs. Houston, 1/4/92
150 at Pittsburgh, 1/11/98
149 at Cleveland, 1/11/87 (OT)
146 at Indianapolis, 1/4/04

Highest Average Gain Per Rush (min. 10 rushes)

6.6 vs. Miami, 1/9/99 (38-250)
6.3 vs. Jacksonville, 12/27/97 (49-310)
6.0 vs. Jacksonville, 1/4/97 (21-126)
5.7 vs. Washington, 1/31/88 (17-97)
5.6 at Indianapolis, 1/4/04 (26-146)
5.0 at Pittsburgh, 1/11/98 (30-150)
4.9 vs. Houston, 1/4/92 (31-151)
4.7 vs. N.Y. Jets, 1/17/99 (38-178)

Most Rushing Touchdowns

5 vs. Jacksonville, 12/27/97
4 vs. Green Bay, 1/25/98
3 vs. Atlanta, 1/31/99
vs. Miami, 1/9/99
2 Eight times (last: vs. New England, 1/14/06)

PASSING

Most Pass Attempts

54 at L.A. Raiders, 1/9/94
41 vs. N.Y. Giants, 1/25/87
39 vs. Washington, 1/31/88
38 at Baltimore, 12/31/00
vs. Jacksonville, 1/4/97
at Cleveland, 1/11/87 (OT)
vs. Pittsburgh, 12/24/77
36 vs. Cleveland, 1/14/90

Most Completions

32 at L.A. Raiders, 1/9/94
26 vs. N.Y. Giants, 1/25/87
25 vs. Jacksonville, 1/4/97
24 at Indianapolis, 1/9/05
at Seattle, 12/24/83
23 at Indianapolis, 1/4/04
22 at Buffalo, 1/12/92
at Cleveland, 1/11/87 (OT)

Highest Completion Percentage (min. 10 attempts)

.767 at Indianapolis, 1/4/04 (23/30)
.706 at Indianapolis, 1/9/05 (24/34)
at Seattle, 12/24/83 (24/34)
.667 vs. Jacksonville, 12/27/97 (16/24)
at Buffalo, 1/12/92 (22/33)
.658 vs. Jacksonville, 1/4/97 (25/38)
.634 vs. N.Y. Giants, 1/25/87 (26/41)
.621 vs. Atlanta, 1/31/99 (18/29)
.609 vs. Miami, 1/9/99 (14/23)

Most Yards Passing (net yards)

377 vs. Cleveland, 1/14/90
336 vs. Atlanta, 1/31/99
331 at L.A. Raiders, 1/9/94
320 vs. N.Y. Giants, 1/25/87
267 vs. Houston, 1/4/92
260 at Indianapolis, 1/9/05
256 vs. Cleveland, 1/17/88
255 vs. Houston, 1/10/88
253 vs. New England, 1/4/87
235 at Seattle, 12/24/83

Most Touchdown Passes

3 at L.A. Raiders, 1/9/94
vs. Cleveland, 1/14/90
vs. Cleveland, 1/17/88
2 Seven times (last: at Indianapolis, 1/9/05)

Most Interceptions Thrown

4 vs. Dallas, 1/15/78
3 vs. Washington, 1/31/88
2 vs. Pittsburgh, 1/22/06
at Indianapolis, 1/4/04
vs. San Francisco, 1/28/90
vs. New England, 1/4/87
vs. Pittsburgh, 12/30/84
at Seattle, 12/24/83

Postseason Team Records — First Downs / Special Teams

Most Times Sacked

6 vs. San Francisco, 1/28/90
at Houston, 12/23/79
at Pittsburgh, 12/30/78
5 at Baltimore, 12/31/00
vs. Washington, 1/31/88
4 at Buffalo, 1/12/92
vs. N.Y. Giants, 1/25/87
vs. Pittsburgh, 12/30/84
vs. Dallas, 1/15/78

Most Yardage Lost on Sacks

50 vs. Washington, 1/31/88
43 at Baltimore, 12/31/00
40 at Houston, 12/23/79
37 vs. Pittsburgh, 12/30/84
at Pittsburgh, 12/30/78
34 at Buffalo, 1/12/92
33 vs. San Francisco, 1/28/90
32 vs. N.Y. Giants, 1/25/87

FIRST DOWNS

Most First Downs

28 vs. Jacksonville, 12/27/97
26 at L.A. Raiders, 1/9/94
vs. Houston, 1/4/92
24 vs. Miami, 1/9/99
vs. Cleveland, 1/17/88
23 at Pittsburgh, 1/11/98
vs. N.Y. Giants, 1/25/87
vs. New England, 1/4/87
22 vs. Atlanta, 1/31/99

Most First Downs Rushing

18 vs. Jacksonville, 12/27/97
14 vs. Green Bay, 1/25/98
13 vs. Miami, 1/9/99
vs. Houston, 1/4/92
12 vs. New England, 1/4/87
10 at Indianapolis, 1/4/04
vs. Cleveland, 1/17/88

Most First Downs Passing

18 at L.A. Raiders, 1/9/94
16 vs. N.Y. Giants, 1/25/87
15 at Pittsburgh, 1/11/98
14 at Indianapolis, 1/9/05
vs. Atlanta, 1/31/99
vs. Cleveland, 1/14/90
at Seattle, 12/24/83
13 vs. Jacksonville, 1/4/97
at Buffalo, 1/12/92
at Cleveland, 1/11/87 (OT)

Most First Downs by Penalty

4 at L.A. Raiders, 1/9/94
3 vs. Pittsburgh, 1/22/06
at Kansas City, 1/4/98
vs. Cleveland, 1/17/88
at Cleveland, 1/11/87 (OT)

PUNTS

Most Punts

9 at Baltimore, 12/31/00
8 vs. N.Y. Jets, 1/17/99
7 vs. Washington, 1/31/88
at Cleveland, 1/11/87 (OT)

Highest Punting Average (min. 4 punts)

47.8 at Seattle, 12/24/83 (4-191)
46.4 vs. Cleveland, 1/14/90 (5-232)
46.0 vs. New England, 1/4/87 (6-276)
45.7 vs. New England, 1/14/06 (6-274)
44.3 at Houston, 12/23/79 (6-266)

Highest Net Punting Average (min. 4 punts)

40.3 at Buffalo, 1/12/92 (6-242)
40.0 vs. Pittsburgh, 12/30/84 (4-160)
39.5 vs. New England, 1/14/06 (6-237)
vs. Oakland, 1/1/78 (4-158)
38.0 vs. Jacksonville, 1/4/97 (5-190)

PUNT RETURNS

Most Punt Returns

5 vs. N.Y. Jets, 1/17/99
4 at Baltimore, 12/31/00
vs. Cleveland, 1/14/90
vs. New England, 1/4/87
vs. Dallas, 1/15/78
vs. Oakland, 1/1/78

Most Yards on Punt Returns

79 vs. N.Y. Jets, 1/17/99
38 at L.A. Raiders, 1/9/94
36 at Kansas City, 1/4/98
at Buffalo, 1/12/92
vs. Cleveland, 1/14/90
35 vs. New England, 1/4/87

Most Punt Return Touchdowns

None

KICKOFF RETURNS

Most Kickoff Returns

9 vs. San Francisco, 1/28/90
8 at Indianapolis, 1/9/05
6 at Indianapolis, 1/4/04
vs. Jacksonville, 1/4/97
at L.A. Raiders, 1/9/94
at Seattle, 12/24/83
at Pittsburgh, 12/30/78
vs. Dallas, 1/15/78

Most Yards on Kickoff Returns

196 vs. San Francisco, 1/28/90
188 at Indianapolis, 1/9/05
173 vs. Dallas, 1/15/78
133 at Indianapolis, 1/4/04
123 vs. Jacksonville, 1/4/97
121 vs. Pittsburgh, 1/22/06
119 vs. Pittsburgh, 1/7/90
118 at Seattle, 12/24/83
95 vs. Green Bay, 1/25/98
88 Two times (last: vs. Houston, 1/4/92)

Most Kickoff Return Touchdowns

None

FIELD GOALS

Most Field Goals Attempted

4 vs. Atlanta, 1/31/99
vs. Cleveland, 1/14/90
vs. N.Y. Giants, 1/25/87
3 vs. N.Y. Jets, 1/17/99
at Buffalo, 1/12/92
at Cleveland, 1/11/87 (OT)
vs. Pittsburgh, 12/30/84
vs. Oakland, 1/1/78

Most Field Goals Made

3 vs. N.Y. Jets, 1/17/99
vs. Cleveland, 1/14/90
at Cleveland, 1/11/87 (OT)
2 vs. New England, 1/14/06
vs. Atlanta, 1/31/99
vs. Houston, 1/4/91
vs. Houston, 1/10/88
vs. N.Y. Giants, 1/25/87
vs. New England, 1/4/87
vs. Pittsburgh, 12/24/77

Postseason Team Records — Turnovers / Penalties / Defense

FUMBLES

Most Broncos Fumbles

4 at Kansas City, 1/4/98
at Buffalo, 1/12/92
vs. Dallas, 1/15/78
3 Four times (last: vs. Jacksonville, 12/27/97)

Most Broncos Fumbles Lost

4 vs. Dallas, 1/15/78
2 Six times (last: vs. Pittsburgh, 1/22/06)

Most Opponent Fumbles

6 vs. Dallas, 1/15/78
4 vs. N.Y. Jets, 1/17/99
at Pittsburgh, 12/30/78
3 Six times (last: vs. New England, 1/14/06)

Most Opponent Fumbles Recovered

4 vs. N.Y. Jets, 1/17/99
3 vs. New England, 1/14/06
vs. Cleveland, 1/17/88
2 Five times (last: vs. Green Bay, 1/25/98)

TURNOVERS

Most Takeaways

6 vs. N.Y. Jets, 1/17/99 (2 INT / 4 FUM)

Most Giveaways

8 vs. Dallas, 1/15/78 (4 INT / 4 FUM)

Best Takeaway Ratio

+6 vs. N.Y. Jets, 1/17/99 (6 Takeaways / 0 Giveaways)

Worst Takeaway Ratio

-6 vs. Dallas, 1/15/78 (2 Takeaways / 8 Giveaways)

PENALTIES

Most Penalties

10 at L.A. Raiders, 1/9/94
9 vs. Jacksonville, 12/27/97
8 at Kansas City, 1/4/98
vs. Jacksonville, 1/4/97
at Pittsburgh, 12/30/78
vs. Dallas, 1/15/78
vs. Oakland, 1/1/78

Most Yards Penalized

104 at Pittsburgh, 12/30/78
97 at L.A. Raiders, 1/9/94
94 vs. Jacksonville, 12/27/97
70 vs. Houston, 1/4/92
at Houston, 12/23/79
65 vs. Green Bay, 1/25/98
64 at Kansas City, 1/4/98
vs. Jacksonville, 1/4/97
61 vs. Atlanta, 1/31/99
60 vs. Dallas, 1/15/78

Fewest Penalties

0 vs. San Francisco, 1/28/90
1 vs. Cleveland, 1/14/90
vs. Pittsburgh, 12/30/84
2 vs. Pittsburgh, 1/7/90
3 Two times (last: vs. New England, 1/4/87)

Fewest Yards Penalized

0 vs. San Francisco, 1/28/90
5 vs. Cleveland, 1/14/90
vs. Pittsburgh, 12/30/84
19 vs. Pittsburgh, 1/7/90
20 Four times (last: vs. Pittsburgh, 1/22/06)

TOTAL DEFENSE

Fewest Total Plays Allowed

49 vs. Jacksonville, 12/27/97
51 vs. Miami, 1/9/99
53 at L.A. Raiders, 1/9/94
at Seattle, 12/24/83
54 at Indianapolis, 1/4/04
vs. New England, 1/4/87
55 at Baltimore, 12/31/00
55 vs. Houston, 1/4/92
57 vs. New England, 1/14/06
58 at Indianapolis, 1/9/05

Fewest Total Yards Allowed

213 at Buffalo, 1/12/92 (104 rush/109 pass)
237 vs. Jacksonville, 12/27/97 (50/187)
240 at Baltimore, 12/31/00 (122/118)
252 vs. Miami, 1/9/99 (14/238)
256 vs. Cleveland, 1/14/90 (66/190)
271 vs. New England, 1/4/87 (121/150)
282 at Houston, 12/23/79 (135/147)
298 vs. Oakland, 1/1/78 (94/204)
303 at Kansas City, 1/4/98 (77/226)
304 vs. Pittsburgh, 12/24/77 (127/177)

Lowest Average Yield Per Play

3.5 at Buffalo, 1/12/92 (63-213)
4.0 vs. Pittsburgh, 12/24/77 (76-304)
4.1 vs. Cleveland, 1/14/90 (62-256)
4.1 vs. Oakland, 1/1/78 (72-298)

RUSHING DEFENSE

Fewest Rushes Allowed

13 vs. N.Y. Jets, 1/17/99
vs. Miami, 1/9/99
14 vs. Jacksonville, 12/27/97
vs. Cleveland, 1/14/90
19 vs. Houston, 1/4/92
20 vs. Green Bay, 1/25/98
21 vs. New England, 1/14/06
23 at Indianapolis, 1/4/04
vs. Atlanta, 1/31/99
24 Three times (last: at Indianapolis, 1/9/05)

Fewest Rushing Yards Allowed

14 vs. N.Y. Jets, 1/17/99
vs. Miami, 1/9/99
50 vs. Jacksonville, 12/27/97
66 vs. Cleveland, 1/14/90
73 vs. Houston, 1/10/88
76 at Indianapolis, 1/9/05
77 at Kansas City, 1/4/98
79 vs. New England, 1/14/06
85 at Indianapolis, 1/4/04
90 vs. Pittsburgh, 1/22/06

Lowest Average Yield Per Rush (min. 10 rushes)

1.1 vs. N.Y. Jets, 1/17/99 (13-14)
vs. Miami, 1/9/99 (13-14)
2.6 vs. Oakland, 1/1/78 (36-94)
2.7 vs. Pittsburgh, 1/22/06 (33-90)
2.8 vs. Houston, 1/10/88 (26-73)
3.0 at Buffalo, 1/12/92 (35-104)
3.0 at Cleveland, 1/11/87 (33-100) (OT)

PASSING DEFENSE

Fewest Pass Attempts Allowed

13 at Seattle, 12/24/83
15 at Baltimore, 12/31/00
19 at L.A. Raiders, 1/9/94
22 at Houston, 12/23/79
24 vs. New England, 1/4/87
25 at Buffalo, 1/12/92
vs. N.Y. Giants, 1/25/87
28 Two times (last: vs. Pittsburgh, 12/30/84)

Fewest Completions Allowed

9 at Baltimore, 12/31/00
10 at Houston, 12/23/79
12 at Seattle, 12/24/83
13 at L.A. Raiders, 1/9/94
at Buffalo, 1/12/92
vs. New England, 1/4/87
16 at Pittsburgh, 12/30/78
17 Two times (last: vs. Pittsburgh, 12/30/84)

Postseason Team Records — Defense / Miscellaneous

Lowest Completion Pct. Allowed (min. 10 attempts)

.432 vs. Cleveland, 1/14/90 (19-44)
.455 at Houston, 12/23/79 (10-22)
.486 vs. Oakland, 1/1/78 (17-35)
.500 at Pittsburgh, 1/11/98 (18-36)
.514 vs. Pittsburgh, 12/24/77 (19-37)
.520 at Buffalo, 1/12/92 (13-25)
.542 vs. New England, 1/4/87 (13-24)
.543 vs. Atlanta, 1/31/99 (19-35)
.552 at Pittsburgh, 12/30/78 (16-29)
.556 vs. New England, 1/14/06 (20-36)

Fewest Yards Passing Allowed (net yards)

109 at Buffalo, 1/12/92
118 at Baltimore, 12/31/00
147 at Houston, 12/23/79
150 vs. New England, 1/4/87
177 vs. Pittsburgh, 12/24/77
179 at Seattle, 12/24/83
182 vs. Dallas, 1/15/78
187 vs. Jacksonville, 12/27/97
190 vs. Cleveland, 1/14/90
193 at Pittsburgh, 1/11/98

Most Opponent Passes Intercepted

3 vs. Atlanta, 1/31/99
at Pittsburgh, 1/11/98
vs. Cleveland, 1/14/90
vs. Pittsburgh, 12/24/77
2 Seven times (last: vs. New England, 1/14/06)

Most Yards on Interception Returns

136 vs. Atlanta, 1/31/99
105 vs. New England, 1/14/06
75 vs. Houston, 1/10/88
64 vs. Pittsburgh, 12/24/77
48 vs. N.Y. Jets, 1/17/99
vs. Miami, 1/9/99
40 at Cleveland, 1/11/87 (OT)
14 vs. Cleveland, 1/14/90
vs. Oakland, 1/1/78

Most Sacks

6 vs. New England, 1/4/87
5 vs. Dallas, 1/15/78
4 at Kansas City, 1/4/98
vs. Cleveland, 1/14/90
3 at Pittsburgh, 1/11/98
vs. Jacksonville, 12/27/97

Most Yards on Sacks

44 vs. New England, 1/4/87
35 vs. Dallas, 1/15/78
34 at Kansas City, 1/4/98
21 at Seattle, 12/24/83
20 vs. Cleveland, 1/14/90
vs. Cleveland, 1/17/88

PUNTING

Most Opponent Punts

10 at Baltimore, 12/31/00
9 vs. New England, 1/4/87
8 at Buffalo, 1/12/92
vs. Cleveland, 1/14/90
7 vs. N.Y. Jets, 1/17/99

Lowest Opponent Punting Average (min. 4 punts)

29.5 vs. Jacksonville, 12/27/97 (4-118)
35.5 vs. Green Bay, 1/25/98 (4-142)
36.0 vs. Oakland, 1/1/78 (5-180)
37.0 vs. Pittsburgh, 1/22/06 (4-148)
37.5 vs. Washington, 1/31/88 (4-150)

FIRST DOWNS

Fewest Opponent First Downs

12 at Buffalo, 1/12/92
vs. New England, 1/4/87
13 at Baltimore, 12/31/00
14 vs. Miami, 1/9/99
vs. Jacksonville, 12/27/97
vs. Cleveland, 1/14/90
15 vs. New England, 1/14/06
17 Two times (last: at Cleveland, 1/11/87) (OT)

Fewest Opponent Rushing First Downs

1 vs. N.Y. Jets, 1/17/99
vs. Miami, 1/9/99
3 vs. New England, 1/14/06
vs. Jacksonville, 12/27/97
vs. Cleveland, 1/14/90
4 vs. Green Bay, 1/25/98
at Kansas City, 1/4/98
at Cleveland, 1/11/87 (OT)
5 Five times (last: vs. Pittsburgh, 1/22/06)

Fewest Opponent Passing First Downs

5 at Buffalo, 1/12/92
6 vs. New England, 1/4/87
at Houston, 12/23/79
7 at Baltimore, 12/31/00
8 vs. Dallas, 1/15/78
vs. Pittsburgh, 12/24/77
9 vs. Jacksonville, 12/27/97

Fewest Opponent First Downs by Penalty

0 vs. Pittsburgh, 1/22/06
vs. New England, 1/14/06
at Indianapolis, 1/4/04
vs. N.Y. Jets, 1/17/99
vs. San Francisco, 1/28/90
vs. Cleveland, 1/14/90
vs. Pittsburgh, 1/7/90
vs. New England, 1/4/87
vs. Pittsburgh, 12/30/84
vs. Pittsburgh, 12/24/77

PENALTIES

Most Opponent Penalties

17 at L.A. Raiders, 1/9/94
13 vs. Houston, 1/4/92
12 vs. Dallas, 1/15/78
11 at Pittsburgh, 12/30/78
10 vs. Miami, 1/9/99
vs. Houston, 1/10/88
vs. Pittsburgh, 12/24/77
9 vs. Green Bay, 1/25/98
vs. Jacksonville, 12/27/97
vs. Cleveland, 1/11/87 (OT)

Most Opponent Penalty Yards

130 at L.A. Raiders, 1/9/94
94 vs. Dallas, 1/15/78
88 at Pittsburgh, 12/30/78
85 vs. Houston, 1/4/92
82 vs. New England, 1/14/06

SCORING DEFENSE

Fewest Points Allowed

3 vs. Miami, 1/9/99
10 vs. N.Y. Jets, 1/17/99
at Kansas City, 1/4/98
at Buffalo, 1/12/92
vs. Houston, 1/10/88
13 vs. New England, 1/14/06
at Houston, 12/23/79
17 vs. Jacksonville, 12/27/97
vs. New England, 1/4/87
vs. Oakland, 1/1/78

ALL-TIME 1,000-YARD RUSHING SEASONS

Player	Year	Att.	Yards	Avg.	TD
Floyd Little	1971	284	1,133	4.0	6
Otis Armstrong	1974	263	1,407	5.3	9
Otis Armstrong	1976	247	1,008	4.1	5
Sammy Winder	1984	296	1,153	3.9	4
Bobby Humphrey	1989	294	1,151	3.9	7
Bobby Humphrey	1990	288	1,202	4.2	7
Gaston Green	1991	261	1,037	4.0	4
Terrell Davis	1995	237	1,117	4.7	7
Terrell Davis	1996	345	1,538	4.5	13
Terrell Davis	1997	369	1,750	4.7	15
Terrell Davis	1998	392	2,008	5.1	21
Olandis Gary	1999	276	1,159	4.2	7
Mike Anderson	2000	297	1,487	5.0	15
Clinton Portis	2002	273	1,508	5.5	15
Clinton Portis	2003	290	1,591	5.5	14
Reuben Droughns	2004	275	1,240	4.5	6
Mike Anderson	2005	239	1,014	4.2	12
Tatum Bell	2006	233	1,025	4.4	2

TOTALS (18) — Terrell Davis 4, Mike Anderson 2, Otis Armstrong 2, Bobby Humphrey 2, Clinton Portis 2, Tatum Bell 1, Reuben Droughns 1, Olandis Gary 1, Gaston Green 1, Floyd Little 1, Sammy Winder 1.

ALL-TIME 1,000-YARD RECEIVING SEASONS

Player	Year	Rec.	Yards	Avg.	TD
Lionel Taylor	1960	92	1,235	13.4	12
Lionel Taylor	1961	100	1,176	11.8	4
Lionel Taylor	1963	78	1,101	14.1	10
Lionel Taylor	1965	85	1,131	13.3	6
Steve Watson	1981	60	1,244	20.7	13
Steve Watson	1983	59	1,133	19.2	5
Steve Watson	1984	69	1,170	17.0	7
Vance Johnson	1989	76	1,095	14.4	7
Anthony Miller	1994	60	1,107	18.5	5
Shannon Sharpe	1994	87	1,010	11.6	4
Anthony Miller	1995	59	1,079	18.3	14
Shannon Sharpe	1996	80	1,062	13.3	10
Rod Smith	1997	70	1,180	16.9	12
Shannon Sharpe	1997	72	1,107	15.4	3
Rod Smith	1998	86	1,222	14.2	6
Ed McCaffrey	1998	64	1,053	16.5	10
Rod Smith	1999	79	1,020	12.9	4
Ed McCaffrey	1999	71	1,018	14.3	7
Rod Smith	2000	100	1,602	16.0	8
Ed McCaffrey	2000	101	1,317	13.0	9
Rod Smith	2001	113	1,343	11.9	11
Rod Smith	2002	89	1,027	11.5	5
Rod Smith	2004	79	1,144	14.5	7
Ashley Lelie	2004	54	1,084	20.1	7
Rod Smith	2005	85	1,105	13.0	6
Javon Walker	2006	69	1,084	15.7	8
Brandon Marshall	2007	102	1,325	13.0	7
Brandon Marshall	2008	104	1,265	12.2	6
Brandon Marshall	2009	101	1,120	11.1	10
Brandon Lloyd	2010	77	1,448	18.8	11

TOTALS (30) — Rod Smith 8, Lionel Taylor 4, Brandon Marshall 3, Ed McCaffrey 3, Shannon Sharpe 3, Steve Watson 3, Anthony Miller 2, Vance Johnson 1, Ashley Lelie 1, Brandon Lloyd 1, Javon Walker 1.

ALL-TIME 3,000-YARD PASSING SEASONS

Player	Year	Att.	Cmp.	Pct.	Yards	TD	INT	Rtg.
Frank Tripucka	1960	478	248	51.9	3,038	24	34	58.9
Craig Morton	1981	376	225	59.8	3,195	21	14	90.5
John Elway	1985	605	327	54.0	3,891	22	23	70.2
John Elway	1986	504	280	55.6	3,485	19	13	79.0
John Elway	1987	410	224	54.6	3,198	19	12	83.4
John Elway	1988	496	274	55.2	3,309	17	19	71.4
John Elway	1989	416	223	53.6	3,051	18	18	73.7
John Elway	1990	502	294	58.6	3,526	15	14	78.5
John Elway	1991	451	242	53.7	3,253	13	12	75.4
John Elway	1993	551	348	63.2	4,030	25	10	92.8
John Elway	1994	494	307	62.1	3,490	16	10	85.7
John Elway	1995	542	316	58.3	3,970	26	14	86.4
John Elway	1996	466	287	61.6	3,328	26	14	89.2
John Elway	1997	502	280	55.8	3,635	27	11	87.5
Brian Griese	1999	452	261	57.7	3,032	14	14	75.6
Brian Griese	2002	436	291	66.7	3,214	15	15	85.6
Jake Plummer	2004	521	303	58.2	4,089	27	20	84.5
Jake Plummer	2005	456	277	60.7	3,366	18	7	90.2
Jay Cutler	2007	467	297	63.6	3,497	20	14	88.1
Jay Cutler	2008	616	384	62.3	4,526	25	18	86.0
Kyle Orton	2009	541	336	62.1	3,802	21	12	86.8
Kyle Orton	2010	498	293	58.8	3,653	20	9	87.5

TOTALS (22) — John Elway 12, Jay Cutler 2, Brian Griese 2, Jake Plummer 2, Kyle Orton 2, Craig Morton 1, Frank Tripucka 1.

OUTSTANDING PERFORMANCES

A Complete List of Denver's 100-Yard Rushing, 100-Yard Receiving and 300-Yard Passing Performances along with 100-Yard Rushing Halves and 100-Yard Rushing Quarters

100-Yard Rushing Games — 177 Total (168 regular season / 9 postseason)

Player	Performance	Date, Opponent
Don Stone	17-104, 1 TD	Oct. 6, 1963, vs. San Diego
Billy Joe	20-105, 0 TD	Nov. 17, 1963, vs. N.Y. Jets
Billy Joe	16-108, 1 TD	Nov. 15, 1964, vs. N.Y. Jets
Cookie Gilchrist	32-142, 0 TD	Sept. 24, 1965, at Boston
Cookie Gilchrist	16-119, 0 TD	Nov. 14, 1965, at Houston
Floyd Little	25-126, 1 TD	Oct. 27, 1968, vs. Miami
Floyd Little	30-147, 1 TD	Nov. 3, 1968, at Boston
Floyd Little	21-105, 1 TD	Sept. 14, 1969, vs. Boston
Floyd Little	15-104, 1 TD	Sept. 21, 1969, vs. N.Y. Jets
Floyd Little	29-166, 1 TD	Oct. 19, 1969, at Cincinnati
Floyd Little	16-140, 1 TD	Oct. 25, 1970, at San Francisco
Bobby Anderson	25-106, 1 TD	Oct. 17, 1971, vs. San Diego
Floyd Little	25-113, 1 TD	Oct. 24, 1971, at Cleveland
Floyd Little	24-123, 1 TD	Oct. 31, 1971, at Philadelphia
Floyd Little	22-101, 0 TD	Nov. 14, 1971, vs. Cincinnati
Floyd Little	29-125, 0 TD	Dec. 5, 1971, vs. Chicago
Floyd Little	22-101, 0 TD	Sept. 17, 1972, vs. Houston
Floyd Little	18-100, 2 TD	Oct. 15, 1972, vs. Minnesota
Floyd Little	14-124, 1 TD	Nov. 5, 1972, at N.Y. Giants
Floyd Little	19-123, 1 TD	Oct. 14, 1973, at Houston
Joe Dawkins	30-117, 0 TD	Oct. 28, 1973, at N.Y. Jets
Floyd Little	22-109, 2 TD	Nov. 11, 1973, vs. San Diego
Otis Armstrong	19-131, 0 TD	Sept. 22, 1974, vs. Pittsburgh
Otis Armstrong	17-142, 1 TD	Oct. 27, 1974, at Cleveland
Otis Armstrong	19-110, 1 TD	Nov. 10, 1974, at Baltimore
Otis Armstrong	29-146, 0 TD	Nov. 24, 1974, at Oakland
Jon Keyworth	15-148, 1 TD	Nov. 24, 1974, at Oakland
Otis Armstrong	24-144, 1 TD	Nov. 28, 1974, at Detroit
Otis Armstrong	31-183, 3 TD	Dec. 8, 1974, vs. Houston
Otis Armstrong	18-142, 0 TD	Dec. 15, 1974, at San Diego
Jon Keyworth	20-132, 0 TD	Nov. 30, 1975, vs. San Diego
Otis Armstrong	16-101, 1 TD	Oct. 24, 1976, at Kansas City
Otis Armstrong	18-116, 0 TD	Nov. 7, 1976, vs. Tampa Bay
Otis Armstrong	26-116, 1 TD	Dec. 12, 1976, at Chicago
Norris Weese	12-120, 0 TD	Dec. 12, 1976, at Chicago
Otis Armstrong	21-120, 0 TD	Nov. 20, 1977, at Kansas City
Rob Lytle	16-110, 1 TD	Nov. 19, 1978, vs. Green Bay
Rob Lytle	18-102, 1 TD	Nov. 25, 1979, vs. Oakland
Otis Armstrong	22-107, 1 TD	Oct. 13, 1980, vs. Washington
Otis Armstrong	25-106, 1 TD	Oct. 26, 1980, at N.Y. Giants
Sammy Winder	20-119, 0 TD	Sept. 25, 1983, vs. L.A. Raiders
Sammy Winder	29-165, 0 TD	Oct. 9, 1983, at Houston
Sammy Winder	31-139, 1 TD	Sept. 23, 1984, vs. Kansas City
Sammy Winder	34-126, 0 TD	Oct. 28, 1984, at L.A. Raiders
Sammy Winder	20-103, 2 TD	Sept. 29, 1985, vs. Miami
Sammy Winder	20-104, 2 TD	Sept. 21, 1986, at Philadelphia
Sammy Winder	19-102, 0 TD	Jan. 4, 1987, vs. New England*
Joe Dudek	23-128, 2 TD	Oct. 12, 1987, vs. L.A. Raiders
Tony Dorsett	23-113, 1 TD	Sept. 11, 1988, vs. San Diego
Tony Dorsett	32-119, 2 TD	Sept. 26, 1988, vs. L.A. Raiders
Sammy Winder	17-100, 0 TD	Oct. 9, 1988, at San Francisco
Bobby Humphrey	23-102, 1 TD	Oct. 8, 1989, vs. San Diego
Bobby Humphrey	25-105, 2 TD	Nov. 5, 1989, vs. Pittsburgh
Bobby Humphrey	31-110, 0 TD	Nov. 20, 1989, at Washington
Bobby Humphrey	31-125, 0 TD	Dec. 3, 1989, at L.A. Raiders
Bobby Humphrey	23-128, 0 TD	Dec. 16, 1989, at Phoenix
Bobby Humphrey	19-132, 2 TD	Sept. 17, 1990, vs. Kansas City
Bobby Humphrey	25-129, 0 TD	Sept. 23, 1990, vs. Seattle
Bobby Humphrey	34-177, 1 TD	Sept. 30, 1990, at Buffalo
Bobby Humphrey	20-106, 1 TD	Oct. 8, 1990, vs. Cleveland
Gaston Green	24-116, 0 TD	Sept. 1, 1991, vs. Cincinnati
Gaston Green	24-127, 3 TD	Sept. 22, 1991, vs. San Diego
Gaston Green	26-158, 0 TD	Sept. 29, 1991, at Minnesota

OUTSTANDING PERFORMANCES, CONT.

100-Yard Rushing Games, cont.

Player	Performance	Date, Opponent
Greg Lewis	19-111, 1 TD	Nov. 3, 1991, vs. Pittsburgh
Gaston Green	18-103, 0 TD	Nov. 10, 1991, vs. L.A. Raiders
Gaston Green	24-133, 1 TD	Nov. 17, 1991, at Kansas City
Rod Bernstine	23-101, 0 TD	Oct. 18, 1993, vs. L.A. Raiders
Rod Bernstine	21-103, 0 TD	Dec. 18, 1993, at Chicago
Leonard Russell	24-103, 0 TD	Oct. 9, 1994, at Seattle
Leonard Russell	19-109, 1 TD	Nov. 13, 1994, vs. Seattle
Terrell Davis	22-135, 1 TD	Nov. 5, 1995, vs. Arizona
Terrell Davis	30-176, 1 TD	Nov. 19, 1995, vs. San Diego
Terrell Davis	19-110, 1 TD	Nov. 26, 1995, at Houston
Glyn Milburn	18-131, 0 TD	Dec. 10, 1995, vs. Seattle
Aaron Craver	20-108, 1 TD	Dec. 24, 1995, at Oakland
Terrell Davis	28-111, 0 TD	Sept. 8, 1996, at Seattle
Terrell Davis	22-137, 1 TD	Sept. 15, 1996, vs. Tampa Bay
Terrell Davis	19-141, 2 TD	Sept. 22, 1996, at Kansas City
Terrell Davis	24-112, 0 TD	Sept. 29, 1996, at Cincinnati
Terrell Davis	28-194, 2 TD	Oct. 20, 1996, vs. Baltimore
Terrell Davis	32-154, 2 TD	Nov. 17, 1996, at New England
Terrell Davis	26-106, 1 TD	Dec. 1, 1996, at Seattle
Terrell Davis	26-101, 1 TD	Aug. 31, 1997, vs. Kansas City
Terrell Davis	21-107, 1 TD	Sept. 7, 1997, at Seattle
Terrell Davis	21-103, 0 TD	Sept. 14, 1997, vs. St. Louis
Terrell Davis	27-215, 1 TD	Sept. 21, 1997, vs. Cincinnati
Terrell Davis	32-171, 2 TD	Oct. 6, 1997, vs. New England
Terrell Davis	42-207, 1 TD	Oct. 26, 1997, at Buffalo
Terrell Davis	21-101, 0 TD	Nov. 2, 1997, vs. Seattle
Terrell Davis	21-104, 0 TD	Nov. 9, 1997, vs. Carolina
Terrell Davis	34-127, 0 TD	Nov. 16, 1997, at Kansas City
Terrell Davis	26-178, 1 TD	Nov. 30, 1997, at San Diego
Terrell Davis	31-184, 2 TD	Dec. 27, 1997, vs. Jacksonville*
Derek Loville	11-103, 2 TD	Dec. 27, 1997, vs. Jacksonville*
Terrell Davis	25-101, 2 TD	Jan. 4, 1998, at Kansas City*
Terrell Davis	26-139, 1 TD	Jan. 11, 1998, at Pittsburgh*
Terrell Davis	30-157, 3 TD	Jan. 25, 1998, vs. Green Bay†
Terrell Davis	23-191, 3 TD	Sept. 13, 1998, vs. Dallas
Terrell Davis	28-104, 0 TD	Sept. 20, 1998, at Oakland
Terrell Davis	21-119, 1 TD	Sept. 27, 1998, at Washington
Terrell Davis	20-168, 2 TD	Oct. 4, 1998, vs. Philadelphia
Terrell Davis	30-208, 1 TD	Oct. 11, 1998, at Seattle
Terrell Davis	31-136, 3 TD	Oct. 25, 1998, vs. Jacksonville
Terrell Davis	27-149, 2 TD	Nov. 1, 1998, at Cincinnati
Terrell Davis	18-111, 1 TD	Nov. 16, 1998, at Kansas City
Terrell Davis	31-162, 1 TD	Nov. 22, 1998, vs. Oakland
Terrell Davis	28-147, 1 TD	Dec. 13, 1998, at N.Y. Giants
Terrell Davis	29-178, 0 TD	Dec. 27, 1998, vs. Seattle
Terrell Davis	21-199, 2 TD	Jan. 9, 1999, vs. Miami*
Terrell Davis	32-167, 1 TD	Jan. 17, 1999, vs. N.Y. Jets*
Terrell Davis	25-102, 0 TD	Jan. 31, 1999, vs. Atlanta³
Olandis Gary	37-124, 1 TD	Oct. 17, 1999, vs. Green Bay
Olandis Gary	30-108, 2 TD	Nov. 7, 1999, at San Diego
Olandis Gary	22-183, 0 TD	Dec. 19, 1999, vs. Seattle
Olandis Gary	29-185, 1 TD	Dec. 25, 1999, at Detroit
Mike Anderson	31-131, 2 TD	Sept. 10, 2000, vs. Atlanta
Mike Anderson	32-187, 0 TD	Sept. 17, 2000, at Oakland
Mike Anderson	20-103, 1 TD	Oct. 15, 2000, vs. Cleveland
Terrell Davis	33-115, 1 TD	Nov. 5, 2000, at N.Y. Jets
Mike Anderson	30-195, 2 TD	Nov. 26, 2000, at Seattle
Mike Anderson	37-251, 4 TD	Dec. 3, 2000, at New Orleans
Mike Anderson	29-131, 2 TD	Dec. 10, 2000, vs. Seattle
Terrell Davis	21-101, 0 TD	Sept. 10, 2001, vs. N.Y. Giants
Mike Anderson	22-155, 1 TD	Oct. 7, 2001, vs. Kansas City
Mike Anderson	33-118, 1 TD	Nov. 22, 2001, at Dallas
Terrell Davis	19-109, 0 TD	Dec. 9, 2001, vs. Seattle
Clinton Portis	18-103, 1 TD	Sept. 22, 2002, vs. Buffalo
Clinton Portis	20-102, 0 TD	Oct. 6, 2002, vs. San Diego
Clinton Portis	26-111, 2 TD	Oct. 27, 2002, at New England

OUTSTANDING PERFORMANCES, CONT.

100-Yard Rushing Games, cont.

Player	Performance	Date, Opponent
Clinton Portis	23-136, 0 TD	Nov. 17, 2002, at Seattle
Clinton Portis	23-159, 2 TD	Dec. 1, 2002, at San Diego
Clinton Portis	24-103, 0 TD	Dec. 8, 2002, at N.Y. Jets
Clinton Portis	21-130, 3 TD	Dec. 15, 2002, vs. Kansas City
Clinton Portis	24-228, 2 TD	Dec. 29, 2002, vs. Arizona
Clinton Portis	24-120, 2 TD	Sept. 7, 2003, at Cincinnati
Clinton Portis	12-129, 0 TD	Sept. 14, 2003, at San Diego
Clinton Portis	23-141, 1 TD	Oct. 5, 2003, at Kansas City
Clinton Portis	25-117, 1 TD	Oct. 19, 2003, at Minnesota
Clinton Portis	26-111, 1 TD	Nov. 3, 2003, vs. New England
Clinton Portis	25-106, 0 TD	Nov. 16, 2003, vs. San Diego
Clinton Portis	14-165, 0 TD	Nov. 23, 2003, vs. Chicago
Clinton Portis	34-170, 2 TD	Nov. 30, 2003, at Oakland
Clinton Portis	22-218, 5 TD	Dec. 7, 2003, vs. Kansas City
Clinton Portis	38-139, 2 TD	Dec. 14, 2003, vs. Cleveland
Quentin Griffin	28-136, 0 TD	Dec. 21, 2003, at Indianapolis
Quentin Griffin	23-156, 2 TD	Sept. 12, 2004, vs. Kansas City
Reuben Droughns	30-193, 0 TD	Oct. 10, 2004, vs. Carolina
Reuben Droughns	38-176, 1 TD	Oct. 17, 2004, at Oakland
Reuben Droughns	24-110, 0 TD	Oct. 25, 2004, at Cincinnati
Reuben Droughns	29-120, 0 TD	Nov. 7, 2004, vs. Houston
Reuben Droughns	28-166, 1 TD	Nov. 21, 2004, at New Orleans
Reuben Droughns	28-102, 1 TD	Nov. 28, 2004, vs. Oakland
Tatum Bell	17-123, 2 TD	Dec. 12, 2004, vs. Miami
Mike Anderson	23-115, 0 TD	Oct. 2, 2005, at Jacksonville
Tatum Bell	12-127, 2 TD	Oct. 9, 2005, vs. Washington
Tatum Bell	13-114, 1 TD	Oct. 16, 2005, vs. New England
Mike Anderson	24-120, 1 TD	Oct. 23, 2005, at N.Y. Giants
Mike Anderson	21-126, 1 TD	Oct. 30, 2005, vs. Philadelphia
Tatum Bell	14-107, 2 TD	Oct. 30, 2005, vs. Philadelphia
Mike Anderson	26-113, 3 TD	Nov. 20, 2005, vs. N.Y. Jets
Tatum Bell	15-103, 0 TD	Sept. 10, 2006, at St. Louis
Tatum Bell	27-123, 0 TD	Sept. 24, 2006, at New England
Tatum Bell	24-115, 1 TD	Oct. 22, 2006, at Cleveland
Mike Bell	15-136, 2 TD	Oct. 29, 2006, vs. Indianapolis
Tatum Bell	23-133, 0 TD	Dec. 3, 2006, vs. Seattle
Tatum Bell	17-116, 0 TD	Dec. 10, 2006, at San Diego
Travis Henry	23-139, 0 TD	Sept. 9, 2007, at Buffalo
Travis Henry	26-128, 0 TD	Sept. 16, 2007, vs. Oakland
Travis Henry	26-131, 0 TD	Sept. 30, 2007, at Indianapolis
Selvin Young	20-109, 1 TD	Nov. 11, 2007, at Kansas City
Selvin Young	17-156, 0 TD	Dec. 9, 2007, vs. Kansas City
Michael Pittman	20-109, 0 TD	Oct. 12, 2008, vs. Jacksonville
Peyton Hillis	22-129, 1 TD	Nov. 30, 2008, at N.Y. Jets
Correll Buckhalter	14-108, 0 TD	Sept. 27, 2009, at Oakland
Correll Buckhalter	12-113, 0 TD	Dec. 6, 2009, at Kansas City
Knowshon Moreno	22-106, 0 TD	Nov. 14, 2010, vs. Kansas City
Knowshon Moreno	23-161, 0 TD	Dec. 5, 2010, at Kansas City

*(*Denotes postseason game; †Denotes Super Bowl XXXII; ³Denotes Super Bowl XXXIII)*

TOTALS — Terrell Davis 41 (includes seven postseason games), Clinton Portis 18, Floyd Little 15, Otis Armstrong 13, Mike Anderson 12, Tatum Bell 9, Bobby Humphrey 9, Sammy Winder 8 (includes one postseason game), Reuben Droughns 6, Gaston Green 5, Olandis Gary 4, Travis Henry 3, Rod Bernstine 2, Correll Buckhalter 2, Tony Dorsett 2, Cookie Gilchrist 2, Quentin Griffin 2, Billy Joe 2, Jon Keyworth 2, Rob Lytle 2, Knowshon Moreno 2, Leonard Russell 2, Selvin Young 2, Bobby Anderson 1, Mike Bell 1, Aaron Craver 1, Joe Dawkins 1, Joe Dudek 1, Peyton Hillis 1, Greg Lewis 1, Derek Loville 1 (postseason), Glyn Milburn 1, Michael Pittman 1, Donnie Stone 1, Norris Weese 1.

Most 100-yard games, season
11—Terrell Davis, 1998
10—Clinton Portis, 2003
10—Terrell Davis, 1997
8—Clinton Portis, 2002
7—Terrell Davis, 1996
7—Otis Armstrong, 1974
6—Reuben Droughns, 2004
6—Mike Anderson, 2000
5—Tatum Bell, 2006
5—Gaston Green, 1991
5—Bobby Humphrey, 1989

Most Consecutive 100-yard games
7—Terrell Davis, 1998
6—Clinton Portis 2003
4—Terrell Davis, 1997 *(3x; incl. 1 in postseason)*
4—Terrell Davis, 1996
4—Bobby Humphrey, 1990
4—Otis Armstrong, 1974

Most 100-yard games by a rookie
8—Clinton Portis, 2002
6—Mike Anderson, 2000
5—Bobby Humphrey, 1989
4—Olandis Gary, 1999
3—Terrell Davis, 1995

OUTSTANDING PERFORMANCES, CONT.

100-Yard Rushing Halves — 38 Total (35 regular season / 3 postseason)

Rank	Player	Date	Opponent	Half	Carries	Half total	Game total
No. 1	Clinton Portis	Dec. 7, 2003	vs. Kansas City	2nd	10	**188**	218
No. 2	Olandis Gary	Dec. 25, 1999	at Detroit	2nd	21	**174**	185
No. 3	Terrell Davis	Oct. 4, 1998	vs. Philadelphia	1st	20	**168**	168
No. 4	Terrell Davis	Sept. 13, 1998	vs. Dallas	1st	12	**154**	191
No. 5	Mike Anderson	Nov. 26, 2000	at Seattle	2nd	18	**153**	195
No. 6	Mike Anderson	Dec. 3, 2000	at New Orleans	1st	17	**146**	251
No. 7	Selvin Young	Dec. 9, 2007	vs. Kansas City	1st	11	**143**	156
No. 8	Mike Bell	Oct. 29, 2006	vs. Indianapolis	2nd	14	**135**	136
	Terrell Davis	Oct. 11, 1998	at Seattle	2nd	15	**135**	208
No. 10	Terrell Davis	Sept. 21, 1997	vs. Cincinnati	2nd	12	**130**	215
	Terrell Davis	Sept. 22, 1996	at Kansas City	1st	14	**130**	141
No. 12	Clinton Portis	Sept. 14, 2003	at San Diego	1st	12	**129**	129
	Terrell Davis	Jan. 9, 1999	vs. Miami*	1st	16	**129**	199
No. 14	Terrell Davis	Oct. 26, 1997	at Buffalo	1st	21	**124**	207
No. 15	Clinton Portis	Dec. 29, 2002	vs. Arizona	1st	8	**120**	228
No. 16	Terrell Davis	Oct. 20, 1996	vs. Baltimore	1st	9	**118**	194
No. 17	Floyd Little	Oct. 25, 1970	at San Francisco	1st	9	**117**	140
No. 18	Gaston Green	Sept. 22, 1991	vs. San Diego	2nd	15	**115**	127
No. 19	Terrell Davis	Oct. 6, 1997	vs. New England	2nd	18	**114**	171
No. 20	Otis Armstrong	Dec. 8, 1974	vs. Houston	1st	16	**113**	183
No. 21	Tatum Bell	Dec. 3, 2006	vs. Seattle	1st	15	**112**	133
No. 22	Quentin Griffin	Sept. 12, 2004	vs. Kansas City	2nd	15	**111**	156
No. 23	Clinton Portis	Oct. 5, 2003	at Kansas City	2nd	15	**110**	141
	Terrell Davis	Nov. 22, 1998	vs. Oakland	1st	19	**110**	162
	Otis Armstrong	Sept. 22, 1974	vs. Pittsburgh	2nd	14	**110**	131
No. 26	Mike Anderson	Sept. 17, 2000	at Oakland	2nd	16	**109**	187
No. 27	Clinton Portis	Dec. 29, 2002	vs. Arizona	2nd	16	**108**	228
	Terrell Davis	Nov. 16, 1997	at Kansas City	1st	19	**108**	127
No. 29	Jon Keyworth	Nov. 30, 1975	vs. San Diego	1st	15	**107**	132
No. 30	Travis Henry	Sept. 30, 2007	at Indianapolis	1st	20	**106**	131
	Reuben Droughns	Nov. 21, 2004	at New Orleans	1st	10	**106**	166
	Mike Anderson	Oct. 7, 2001	vs. Kansas City	1st	9	**106**	155
	Joe Dawkins	Oct. 28, 1973	at N.Y. Jets	1st	18	**106**	117
No. 34	Mike Anderson	Dec. 3, 2000	at New Orleans	2nd	20	**105**	251
No. 35	Reuben Droughns	Oct. 17, 2004	at Oakland	1st	18	**103**	176
No. 36	Terrell Davis	Dec. 27, 1997	vs. Jacksonville*	2nd	10	**101**	184
No. 37	Derek Loville	Dec. 27, 1997	vs. Jacksonville*	2nd	10	**100**	103
	Bobby Humphrey	Sept. 30, 1990	at Buffalo	1st	20	**100**	177

*(*Denotes postseason game)*

100-Yard Rushing Quarters — 10 Total (9 regular season / 1 postseason)

Rank	Player	Date	Opponent	Quarter	Carries	Qtr. total	Game total
No. 1	Terrell Davis	Sept. 13, 1998	vs. Dallas	1st	6	**138**	191
No. 2	Olandis Gary	Dec. 25, 1999	at Detroit	3rd	11	**134**	185
No. 3	Terrell Davis	Oct. 11, 1998	at Seattle	4th	11	**122**	208
No. 4	Terrell Davis	Oct. 4, 1998	vs. Philadelphia	1st	10	**120**	168
No. 5	Mike Anderson	Nov. 26, 2000	at Seattle	4th	10	**115**	195
No. 6	Terrell Davis	Sept. 22, 1996	at Kansas City	2nd	8	**112**	141
No. 7	Clinton Portis	Sept. 14, 2003	at San Diego	1st	7	**110**	129
No. 8	Terrell Davis	Sept. 21, 1997	vs. Cincinnati	4th	6	**106**	215
No. 9	Mike Anderson	Dec. 3, 2000	at New Orleans	2nd	10	**105**	251
No. 10	Terrell Davis	Dec. 27, 1997	vs. Jacksonville*	3rd	10	**101**	184

*(*Denotes postseason game)*

OUTSTANDING PERFORMANCES, CONT.

100-Yard Receiving Games — 251 Total (241 regular season / 10 postseason)

Player	Performance	Date, Opponent
Al Carmichael	6-130, 1 TD	Sept. 9, 1960, at Boston
Lionel Taylor	6-125, 1 TD	Sept. 23, 1960, at N.Y. Titans
Lionel Taylor	7-101, 2 TD	Oct. 2, 1960, vs. Oakland
Al Carmichael	3-109, 2 TD	Oct. 23, 1960, vs. Boston
Lionel Taylor	10-106, 1 TD	Oct. 23, 1960, vs. Boston
Lionel Taylor	10-140, 1 TD	Nov. 6, 1960, vs. Houston
Al Carmichael	7-117, 2 TD	Nov. 6, 1960, vs. Houston
Lionel Taylor	10-138, 0 TD	Nov. 20, 1960, at Houston
Lionel Taylor	9-199, 3 TD	Nov. 27, 1960, vs. Buffalo
Lionel Taylor	9-171, 1 TD	Dec. 10, 1960, at Los Angeles
Lionel Taylor	7-132, 2 TD	Sept. 10, 1961, at Buffalo
Lionel Taylor	11-126, 0 TD	Sept. 24, 1961, at N.Y. Titans
Lionel Taylor	9-118, 0 TD	Oct. 1, 1961, at Oakland
Lionel Taylor	7-120, 1 TD	Oct. 8, 1961, vs. Dallas
Al Frazier	7-166, 1 TD	Oct. 15, 1961, vs. Oakland
Al Frazier	6-126, 1 TD	Oct. 22, 1961, vs. N.Y. Titans
Al Frazier	5-125, 1 TD	Nov. 12, 1961, vs. San Diego
Lionel Taylor	10-119, 0 TD	Nov. 12, 1961, vs. San Diego
Donnie Stone	9-137, 1 TD	Dec. 3, 1961, vs. Boston
Lionel Taylor	9-133, 0 TD	Sept. 15, 1962, at Buffalo
Al Frazier	4-125, 1 TD	Sept. 15, 1962, at Buffalo
Lionel Taylor	12-119, 0 TD	Sept. 21, 1962, at Boston
Jerry Tarr	4-152, 2 TD	Sept. 21, 1962, at Boston
Lionel Taylor	7-110, 0 TD	Dec. 9, 1962, at Dallas
Lionel Taylor	7-169, 1 TD	Sept. 29, 1963, vs. Boston
Lionel Taylor	7-142, 2 TD	Oct. 6, 1963, vs. San Diego
Bob Scarpitto	4-134, 2 TD	Oct. 13, 1963, vs. Houston
Lionel Taylor	10-116, 1 TD	Dec. 15, 1963, at Oakland
Gene Prebola	4-106, 1 TD	Dec. 15, 1963, at Oakland
Lionel Taylor	8-149, 0 TD	Sept. 27, 1964, vs. Houston
Hewritt Dixon	4-109, 0 TD	Oct. 25, 1964, at Oakland
Hewritt Dixon	5-121, 1 TD	Nov. 1, 1964, at Kansas City
Al Denson	3-113, 1 TD	Nov. 1, 1964, at Kansas City
Lionel Taylor	13-112, 0 TD	Nov. 29, 1964, vs. Oakland
Bob Scarpitto	11-111, 1 TD	Dec. 20, 1964, at Houston
Bob Scarpitto	5-108, 2 TD	Sept. 11, 1965, at San Diego
Lionel Taylor	9-172, 1 TD	Sept 19, 1965, vs. Buffalo
Lionel Taylor	7-114, 0 TD	Nov. 7, 1965, vs. San Diego
Lionel Taylor	11-141, 2 TD	Nov. 21, 1965, vs. Oakland
Lionel Taylor	8-164, 0 TD	Dec. 5, 1965, at Oakland
Wendell Hayes	5-126, 1 TD	Dec. 5, 1965, at Oakland
Al Denson	5-158, 1 TD	Oct. 2, 1966, vs. Houston
Charlie Mitchell	4-126, 1 TD	Dec. 4, 1966, vs. Miami
Bob Scarpitto	5-123, 3 TD	Dec. 18, 1966, at Buffalo
Al Denson	4-131, 2 TD	Sept. 3, 1967, vs. Boston
Al Denson	7-134, 1 TD	Sept. 24, 1967, vs. N.Y. Jets
Eric Crabtree	6-123, 1 TD	Oct. 22, 1967, vs. San Diego
Al Denson	4-107, 1 TD	Oct. 29, 1967, at Kansas City
Al Denson	7-102, 2 TD	Nov. 19, 1967, at Buffalo
Eric Crabtree	8-107, 1 TD	Nov. 23, 1967, at San Diego
Eric Crabtree	6-129, 1 TD	Dec. 17, 1967, vs. Kansas City
Al Denson	8-115, 0 TD	Sept. 15, 1968, at Cincinnati
Eric Crabtree	7-113, 0 TD	Sept. 22, 1968, at Kansas City
Eric Crabtree	5-148, 1 TD	Oct. 13, 1968, at N.Y. Jets
Jimmy Jones	8-128, 2 TD	Oct. 20, 1968, at San Diego
Floyd Little	4-165, 1 TD	Nov. 24, 1968, vs. Buffalo
Al Denson	6-131, 2 TD	Dec. 8, 1968, at Oakland
Mike Haffner	4-122, 0 TD	Dec. 14, 1968, vs. Kansas City
Al Denson	6-138, 1 TD	Sept. 28, 1969, at Buffalo
Mike Haffner	6-102, 1 TD	Oct. 26, 1969, at Houston
Al Denson	6-140, 2 TD	Nov. 23, 1969, at San Diego
John Embree	9-122, 1 TD	Nov. 23, 1969, at San Diego
Jerry Simmons	6-153, 0 TD	Nov. 21, 1971, at Kansas City
Rod Sherman	4-110, 0 TD	Sept. 17, 1972, vs. Houston
Jerry Simmons	6-118, 1 TD	Oct. 22, 1972, at Oakland
Bobby Anderson	13-143, 0 TD	Sept. 30, 1973, vs. Chicago
Riley Odoms	5-114, 1 TD	Nov. 4, 1973, at St. Louis
Haven Moses	5-108, 2 TD	Nov. 25, 1973, vs. Kansas City
Haven Moses	5-132, 0 TD	Oct. 13, 1974, vs. New Orleans
Floyd Little	7-127, 0 TD	Oct. 20, 1974, vs. San Diego
Riley Odoms	7-125, 0 TD	Nov. 18, 1974, vs. Kansas City
Rick Upchurch	3-153, 1 TD	Sept 21, 1975, vs. Kansas City
Haven Moses	5-168, 2 TD	Jan. 1, 1978, vs. Oakland*
Haven Moses	5-115, 0 TD	Nov. 12, 1978, at Cleveland
Haven Moses	5-101, 1 TD	Nov. 19, 1978, vs. Green Bay
Riley Odoms	7-165, 2 TD	Dec. 10, 1978, vs. Kansas City

OUTSTANDING PERFORMANCES, CONT.

100-Yard Receiving Games, cont.

Player	Performance	Date, Opponent
Haven Moses	5-116, 1 TD	Dec. 16, 1978, vs. Pittsburgh
Riley Odoms	5-125, 0 TD	Sept. 23, 1979, vs. Seattle
Haven Moses	4-107, 1 TD	Oct. 14, 1979, at Kansas City
Haven Moses	5-133, 1 TD	Oct. 22, 1979, at Pittsburgh
Riley Odoms	7-114, 0 TD	Oct. 28, 1979, vs. Kansas City
Haven Moses	5-103, 1 TD	Sept. 21, 1980, vs. San Diego
Haven Moses	6-141, 0 TD	Dec. 14, 1980, vs. Oakland
Riley Odoms	8-128, 1 TD	Dec. 14, 1980, vs. Oakland
Steve Watson	7-143, 3 TD	Sept. 20, 1981, vs. Baltimore
Steve Watson	8-178, 2 TD	Sept. 27, 1981, vs. San Diego
Steve Watson	5-182, 2 TD	Oct. 11, 1981, vs. Detroit
Rick Upchurch	5-138, 0 TD	Oct. 18, 1981, at Kansas City
Steve Watson	5-102, 1 TD	Nov. 22, 1981, at Cincinnati
Steve Watson	2-103, 0 TD	Dec. 6, 1981, vs. Kansas City
Rick Upchurch	6-102, 2 TD	Dec. 20, 1981, at Chicago
Steve Watson	5-101, 1 TD	Dec. 5, 1982, vs Atlanta
Steve Watson	10-183, 0 TD	Dec. 12, 1982, at L.A. Rams
Steve Watson	6-161, 1 TD	Sept. 11, 1983, at Baltimore
Steve Watson	8-119, 0 TD	Oct. 16, 1983, vs. Cincinnati
Steve Watson	6-121, 1 TD	Oct. 30, 1983, vs. Kansas City
Rick Upchurch	6-143, 0 TD	Oct. 30, 1983, vs. Kansas City
Steve Watson	7-110, 1 TD	Nov. 6, 1983, at Seattle
Steve Watson	4-119, 1 TD	Nov. 20, 1983, vs. Seattle
Clint Sampson	3-101, 2 TD	Dec. 4, 1983, vs. Cleveland
Steve Watson	7-111, 1 TD	Oct. 7, 1984, at Detroit
Butch Johnson	9-156, 2 TD	Nov. 4, 1984, vs. New England
Steve Watson	8-134, 1 TD	Nov. 4, 1984, vs. New England
Steve Watson	5-123, 2 TD	Nov. 18, 1984, vs. Minnesota
Steve Watson	11-177, 1 TD	Dec. 30, 1984, vs. Pittsburgh*
Vance Johnson	6-116, 1 TD	Dec. 14, 1985, vs. Kansas City
Vance Johnson	5-121, 1 TD	Jan. 25, 1987, vs. N.Y. Giants*
Bobby Micho	9-105, 2 TD	Oct. 18, 1987, at Kansas City
Vance Johnson	5-115, 1 TD	Nov. 22, 1987, at L.A. Raiders
Ricky Nattiel	4-118, 1 TD	Nov. 29, 1987, at San Diego
Vance Johnson	4-105, 0 TD	Jan. 10, 1988, vs. Houston*
Mark Jackson	4-134, 1 TD	Jan. 17, 1988, vs. Cleveland*
Vance Johnson	7-134, 0 TD	Sept. 26, 1988, vs. L.A. Raiders
Ricky Nattiel	3-102, 1 TD	Oct. 23, 1988, at Pittsburgh
Mark Jackson	6-140, 2 TD	Nov. 27, 1988, vs. L.A. Rams
Mark Jackson	7-145, 0 TD	Dec. 4, 1988, at L.A. Raiders
Mark Jackson	7-137, 1 TD	Dec. 11, 1988, at Seattle
Vance Johnson	5-145, 1 TD	Oct. 1, 1989, at Cleveland
Michael Young	6-137, 0 TD	Oct. 22, 1989, at Seattle
Vance Johnson	9-148, 1 TD	Oct. 29, 1989, vs. Philadelphia
Vance Johnson	6-154, 2 TD	Nov. 26, 1989, vs. Seattle
Mark Jackson	5-111, 0 TD	Jan. 7, 1990, vs. Pittsburgh*
Michael Young	2-123, 1 TD	Jan. 14, 1990, vs. Cleveland*
Mark Jackson	7-121, 0 TD	Sept. 9, 1990, at L.A. Raiders
Vance Johnson	6-150, 0 TD	Sept. 17, 1990, vs. Kansas City
Vance Johnson	9-120, 0 TD	Sept. 23, 1990, vs. Seattle
Mark Jackson	6-127, 1 TD	Oct. 21, 1990, at Indianapolis
Mark Jackson	7-111, 0 TD	Oct. 6, 1991, at Houston
Vance Johnson	8-104, 0 TD	Jan. 12, 1992, at Buffalo*
Shannon Sharpe	9-118, 0 TD	Oct. 4, 1992, vs. Kansas City
Mark Jackson	5-113, 2 TD	Oct. 25, 1992, at San Diego
Arthur Marshall	5-134, 1 TD	Nov. 8, 1992, vs. N.Y. Jets
Mark Jackson	3-108, 1 TD	Nov. 15, 1992, vs. N.Y. Giants
Shannon Sharpe	7-109, 1 TD	Dec. 12, 1992, at Buffalo
Derek Russell	6-104, 0 TD	Sept. 20, 1993, at Kansas City
Vance Johnson	10-148, 1 TD	Oct. 10, 1993, at Green Bay
Derek Russell	5-111, 0 TD	Oct. 18, 1993, vs. L.A. Raiders
Shannon Sharpe	7-104, 0 TD	Nov. 14, 1993, vs. Minnesota
Shannon Sharpe	6-115, 2 TD	Jan. 2, 1994, at L.A. Raiders
Shannon Sharpe	13-156, 1 TD	Jan. 9, 1994, at L.A. Raiders*
Mike Pritchard	5-119, 1 TD	Sept. 4, 1994, vs. San Diego
Mike Pritchard	9-100, 0 TD	Sept. 11, 1994, at N.Y. Jets
Anthony Miller	6-105, 1 TD	Sept. 11, 1994, at N.Y. Jets
Shannon Sharpe	6-121, 1 TD	Oct. 23, 1994, at San Diego
Anthony Miller	6-102, 1 TD	Nov. 20, 1994, vs. Atlanta
Cedric Tillman	8 175, 0 TD	Nov. 20, 1994, vs. Atlanta
Anthony Miller	5-116, 1 TD	Nov. 27, 1994, vs. Cincinnati
Anthony Miller	6-153, 0 TD	Dec. 4, 1994, at Kansas City
Anthony Miller	3-118, 0 TD	Dec. 17, 1994, at San Francisco
Shannon Sharpe	10-180, 0 TD	Sept. 3, 1995, vs. Buffalo
Anthony Miller	6-108, 3 TD	Sept. 10, 1995, at Dallas
Anthony Miller	7-149, 2 TD	Oct. 16, 1995, vs. Oakland
Shannon Sharpe	8-137, 1 TD	Nov. 19, 1995, vs. San Diego

OUTSTANDING PERFORMANCES, CONT.

100-Yard Receiving Games, cont.

Player	Performance	Date, Opponent
Anthony Miller	6-152, 2 TD	Nov. 26, 1995, at Houston
Shannon Sharpe	9-131, 0 TD	Sept. 22, 1996, at Kansas City
Anthony Miller	5-131, 1 TD	Sept. 29, 1996, at Cincinnati
Shannon Sharpe	13-153, 3 TD	Oct. 6, 1996, vs. San Diego
Shannon Sharpe	9-161, 0 TD	Oct. 20, 1996, vs. Baltimore
Rod Smith	5-122, 0 TD	Aug. 31, 1997, vs. Kansas City
Rod Smith	4-126, 2 TD	Sept. 14, 1997, vs. St. Louis
Shannon Sharpe	6-119, 1 TD	Sept. 28, 1997, at Atlanta
Rod Smith	5-130, 0 TD	Oct. 6, 1997, vs. New England
Rod Smith	5-114, 1 TD	Nov. 2, 1997, vs. Seattle
Shannon Sharpe	8-174, 0 TD	Nov. 9, 1997, vs. Carolina
Rod Smith	7-114, 0 TD	Nov. 16, 1997, at Kansas City
Shannon Sharpe	10-142, 0 TD	Nov. 24, 1997, vs. Oakland
Ed McCaffrey	7-111, 2 TD	Nov. 30, 1997, at San Diego
Rod Smith	4-115, 2 TD	Dec. 7, 1997, at Pittsburgh
Shannon Sharpe	8-162, 1 TD	Dec. 21, 1997, vs. San Diego
Ed McCaffrey	5-117, 0 TD	Sept. 13, 1998, vs. Dallas
Rod Smith	8-136, 1 TD	Oct. 11, 1998, at Seattle
Ed McCaffrey	7-133, 1 TD	Nov. 1, 1998, at Cincinnati
Ed McCaffrey	9-133, 1 TD	Nov. 8, 1998, vs. San Diego
Rod Smith	8-101, 1 TD	Nov. 29, 1998, at San Diego
Ed McCaffrey	6-103, 1 TD	Dec. 6, 1998, vs. Kansas City
Rod Smith	8-165, 0 TD	Dec. 6, 1998, vs. Kansas City
Rod Smith	9-158, 1 TD	Dec. 27, 1998, vs. Seattle
Rod Smith	5-152, 1 TD	Jan. 31, 1999, vs. Atlanta[3]
Ed McCaffrey	6-105, 3 TD	Sept. 13, 1999, vs. Miami
Byron Chamberlain	3-123, 0 TD	Oct. 17, 1999, vs. Green Bay
Ed McCaffrey	5-116, 2 TD	Oct. 17, 1999, vs. Green Bay
Ed McCaffrey	5-111, 0 TD	Oct. 24, 1999, at New England
Rod Smith	7-117, 0 TD	Oct. 31, 1999, vs. Minnesota
Ed McCaffrey	6-125, 1 TD	Nov. 14, 1999, at Seattle
Rod Smith	8-106, 0 TD	Dec. 5, 1999, vs. Kansas City
Rod Smith	9-106, 0 TD	Jan. 2, 2000, vs. San Diego
Ed McCaffrey	7-115, 0 TD	Sept. 4, 2000, at St. Louis
Rod Smith	7-117, 2 TD	Sept. 10, 2000, vs. Atlanta
Rod Smith	8-134, 0 TD	Sept. 24, 2000, vs. Kansas City
Rod Smith	13-160, 0 TD	Oct. 1, 2000, vs. New England
Ed McCaffrey	5-129, 0 TD	Oct. 15, 2000, vs. Cleveland
Rod Smith	5-111, 3 TD	Oct. 15, 2000, vs. Cleveland
Ed McCaffrey	10-136, 0 TD	Oct. 22, 2000, at Cincinnati
Rod Smith	7-110, 1 TD	Oct. 22, 2000, at Cincinnati
Rod Smith	5-134, 0 TD	Nov. 5, 2000, at N.Y. Jets
Ed McCaffrey	10-148, 2 TD	Nov. 19, 2000, vs. San Diego
Rod Smith	11-187, 1 TD	Nov. 19, 2000, vs. San Diego
Ed McCaffrey	8-112, 1 TD	Dec. 10, 2000, vs. Seattle
Rod Smith	6-101, 0 TD	Dec. 17, 2000, at Kansas City
Rod Smith	9-115, 1 TD	Sept. 10, 2001, vs. N.Y. Giants
Rod Smith	14-162, 2TD	Sept. 23, 2001, vs. Arizona
Rod Smith	8-110, 1 TD	Oct. 7, 2001, vs. Kansas City
Rod Smith	6-159, 1 TD	Oct. 28, 2001, vs. New England
Rod Smith	8-100, 1 TD	Dec. 16, 2001, at Kansas City
Ed McCaffrey	6-113, 1 TD	Oct. 6, 2002, vs. San Diego
Shannon Sharpe	12-214, 2 TD	Oct. 20, 2002, at Kansas City
Ed McCaffrey	8-116, 0 TD	Oct. 27, 2002, at New England
Ed McCaffrey	7-126, 0 TD	Dec. 1, 2002, at San Diego
Shannon Sharpe	9-100, 0 TD	Dec. 8, 2002, at N.Y. Jets
Ashley Lelie	4-106, 0 TD	Dec. 22, 2002, at Oakland
Ed McCaffrey	7-112, 0 TD	Dec. 29, 2002, vs. Arizona
Ashley Lelie	3-108, 1 TD	Sept. 22, 2003, vs. Oakland
Rod Smith	8-130, 0 TD	Oct. 5, 2003, at Kansas City
Shannon Sharpe	7-101, 3 TD	Nov. 16, 2003, vs. San Diego
Ashley Lelie	5-115, 0 TD	Dec. 21, 2003, at Indianapolis
Rod Smith	9-208, 1 TD	Oct. 31, 2004, vs. Atlanta
Ashley Lelie	4-105, 0 TD	Dec. 5, 2004, at San Diego
Rod Smith	6-123, 1 TD	Oct. 16, 2005, vs. New England
Rod Smith	11-137, 1 TD	Dec. 17, 2005, at Buffalo
Ashley Lelie	6-110, 0 TD	Dec. 24, 2005, vs. Oakland
Javon Walker	3-130, 2 TD	Sept. 24, 2006, at New England
Javon Walker	9-107, 0 TD	Oct. 22, 2006, at Cleveland
Javon Walker	6-134, 2 TD	Nov. 5, 2006, at Pittsburgh
Javon Walker	9-119, 0 TD	Sept. 9, 2007, at Buffalo
Javon Walker	8-101, 0 TD	Sept. 16, 2007, vs. Oakland
Brandon Marshall	7-133, 0 TD	Sept. 23, 2007, vs. Jacksonville
Brandon Stokley	3-102, 0 TD	Dec. 2, 2007, at Oakland
Brandon Marshall	10-115, 2 TD	Dec. 9, 2007, vs. Kansas City
Brandon Marshall	11-107, 0 TD	Dec. 13, 2007, at Houston
Tony Scheffler	7-100, 1 TD	Dec. 13, 2007, at Houston

OUTSTANDING PERFORMANCES, CONT.

100-Yard Receiving Games, cont.

Player	Performance	Date, Opponent
Brandon Marshall	10-114, 1 TD	Dec. 30, 2007, vs. Minnesota
Eddie Royal	9-146, 1 TD	Sept. 8, 2008, at Oakland
Brandon Marshall	18-166, 1 TD	Sept. 14, 2008, vs. San Diego
Brandon Marshall	6-155, 1 TD	Sept. 21, 2008, vs. New Orleans
Eddie Royal	9-104, 0 TD	Sept. 28, 2008, at Kansas City
Peyton Hillis	7-116, 1 TD	Nov. 2, 2008, vs. Miami
Eddie Royal	6-164, 1 TD	Nov. 6, 2008, at Cleveland
Brandon Marshall	10-129, 0 TD	Dec. 21, 2008, vs. Buffalo
Tony Scheffler	6-101, 1 TD	Oct. 19, 2009, at San Diego
Brandon Marshall	11-112, 0 TD	Nov. 9, 2009, vs. Pittsburgh
Brandon Marshall	5-134, 2 TD	Nov. 15, 2009, at Washington
Brandon Marshall	21-200, 2 TD	Dec. 13, 2009, at Indianapolis
Jabar Gaffney	14-213, 0 TD	Jan. 3, 2010, vs. Kansas City
Brandon Lloyd	5-117, 0 TD	Sept. 12, 2010, at Jacksonville
Jabar Gaffney	12-140, 0 TD	Sept. 26, 2010, vs. Indianapolis
Brandon Lloyd	6-169, 1 TD	Sept. 26, 2010, vs. Indianapolis
Brandon Lloyd	11-115, 0 TD	Oct. 3, 2010, at Tennessee
Eddie Royal	8-113, 1 TD	Oct. 3, 2010, at Tennessee
Brandon Lloyd	5-135, 2 TD	Oct. 10, 2010, at Baltimore
Brandon Lloyd	7-169, 1 TD	Oct. 31, 2010, at San Francisco (London)
Brandon Lloyd	5-111, 0 TD	Dec. 16, 2010, vs. Houston

*(*Denotes Postseason; ³Denotes Super Bowl XXXIII)*

TOTALS — Rod Smith 31 (includes one postseason game), Lionel Taylor 24, Ed McCaffrey 18, Shannon Sharpe 18 (includes one postseason game), Steve Watson 16 (includes one postseason game), Vance Johnson 12 (includes three postseason games), Al Denson 10, Mark Jackson 10 (includes two postseason games), Brandon Marshall 10, Haven Moses 10 (includes one postseason game), Anthony Miller 9, Brandon Lloyd 6, Riley Odoms 6, Eric Crabtree 5, Ashley Lelie 5, Javon Walker 5, Al Frazier 4, Eddie Royal 4, Bob Scarpitto 4, Rick Upchurch 4, Al Carmichael 3, Hewritt Dixon 2, Jabar Gaffney 2, Mike Haffner 2, Floyd Little 2, Ricky Nattiel 2, Mike Pritchard 2, Derek Russell 2, Tony Scheffler 2, Jerry Simmons 2, Michael Young 2 (includes one postseason game), Bobby Anderson 1, Byron Chamberlain 1, John Embree 1, Wendell Hayes 1, Peyton Hillis 1, Butch Johnson 1, Jimmy Jones 1, Arthur Marshall 1, Bobby Micho 1, Charlie Mitchell 1, Gene Prebola 1, Clint Sampson 1, Rod Sherman 1, Brandon Stokley 1, Donnie Stone 1, Jerry Tarr 1, Cedric Tillman 1.

Most 100-yard games, season
8—Rod Smith, 2000
7—Lionel Taylor, 1960
6—Brandon Lloyd, 2010
6—Rod Smith, 1997
5—Rod Smith, 2001
5—Ed McCaffrey, 2000
5—Anthony Miller, 1994
5—Steve Watson, 1983
5—Steve Watson, 1981
5—Lionel Taylor, 1961

Most consecutive 100-yard games
3—Brandon Lloyd, 9/26/10, 10/3/10 and 10/10/10
3—Brandon Marshall, 12/30/07, 9/14/08 and 9/21/08
3—Rod Smith, 10/15/00, 10/22/00 and 11/5/00
3—Anthony Miller, 11/20/94, 11/27/94 and 12/4/94
3—Mark Jackson, 11/27/88, 12/4/88 and 12/11/88
3—Lionel Taylor, 9/24/61, 10/1/61 and 11/8/61

Most 100-yard games by a rookie
3—Eddie Royal, 2008

300-Yard Passing Games — 95 Total (91 regular season / 4 postseason)

Player	Performance	Opponent
Frank Tripucka	30-52-2, 375 yds., 3 TD	Nov. 6, 1960, vs. Houston
Frank Tripucka	19-41-5, 328 yds., 3 TD	Nov. 27, 1960, vs. Buffalo
Frank Tripucka	28-47-2, 376 yds., 2 TD	Sept. 7, 1962, vs. San Diego
Frank Tripucka	29-56-3, 447 yds., 2 TD	Sept. 15, 1962, at Buffalo
Frank Tripucka	26-40-1, 308 yds., 1 TD	Oct. 21, 1962, vs. Houston
Jacky Lee	11-36-1, 370 yds., 1 TD	Dec. 5, 1965, at Oakland
John McCormick	13-37-3, 328 yds., 3 TD	Dec. 18, 1966, at Buffalo
Marlin Briscoe	12-29-2, 335 yds., 4 TD	Nov. 24, 1968, vs. Buffalo
Steve Tensi	19-26-1, 301 yds., 3 TD	Nov. 23, 1969, at San Diego
Charley Johnson	20-28-0, 361 yds., 2 TD	Oct. 22, 1972, at Oakland
Charley Johnson	24-39-2, 326 yds., 1 TD	Sept. 20, 1973, vs. Chicago
Charley Johnson	28-42-2, 445 yds., 2 TD	Nov. 18, 1974, vs Kansas City
Charley Johnson	12-20-2, 329 yds., 3 TD	Sept. 21, 1975, vs. Kansas City
Craig Morton	27-39-2, 306 yds., 2 TD	Nov. 16, 1980, vs. N.Y. Jets
Craig Morton	18-30-1, 338 yds., 1 TD	Dec. 14, 1980, vs. Oakland
Craig Morton	17-18-0, 308 yds., 4 TD	Sept. 27, 1981, vs. San Diego
Craig Morton	25-38-1, 342 yds., 2 TD	Oct. 18, 1981, at Kansas City
Steve DeBerg	21-34-2, 305 yds., 2 TD	Nov. 22, 1981, at Cincinnati
Steve DeBerg	23-31-1, 307 yds., 2 TD	Dec. 12, 1982, at L.A. Rams
Steve DeBerg	21-41-0, 350 yds., 1 TD	Oct. 30, 1983, vs. Kansas City
John Elway	23-44-0, 345 yds., 3 TD	Dec. 11, 1983, vs. Baltimore
John Elway	25-40-1, 315 yds., 3 TD	Nov. 4, 1984, vs. New England
John Elway	28-43-1, 353 yds., 4 TD	Sept. 15, 1985, vs. New Orleans
John Elway	22-37-5, 301 yds., 1 TD	Dec. 14, 1985, vs. Kansas City
John Elway	24-42-0, 432 yds., 1 TD	Dec. 20, 1985, at Seattle
John Elway	18-32-1, 321 yds., 1 TD	Oct. 26, 1986, vs. Seattle
John Elway	29-47-2, 336 yds., 0 TD	Nov. 23, 1986, at N.Y. Giants
John Elway	22-37-1, 304 yds., 1 TD	Jan. 25, 1987, vs. N.Y. Giants*

OUTSTANDING PERFORMANCES, CONT.

300-Yard Passing Games, cont.

Player	Performance	Opponent
John Elway	22-32-1, 338 yds., 4 TD	Sept. 13, 1987, vs. Seattle
John Elway	21-40-2, 341 yds., 3 TD	Nov. 16, 1987, vs. Chicago
John Elway	21-32-1, 347 yds., 3 TD	Nov. 29, 1987, at San Diego
John Elway	21-42-2, 335 yds., 1 TD	Dec. 13, 1987, at Seattle
John Elway	29-49-3, 324 yds., 2 TD	Dec. 4, 1988, at L.A. Raiders
John Elway	18-35-0, 344 yds., 2 TD	Oct. 22, 1989, at Seattle
John Elway	20-36-0, 385 yds., 3 TD	Jan. 14, 1990, vs. Cleveland*
John Elway	21-30-0, 317 yds., 2 TD	Oct. 21, 1990, at Indianapolis
John Elway	24-36-1, 328 yds., 2 TD	Dec. 9, 1990, at Kansas City
John Elway	24-42-1, 301 yds., 2 TD	Oct. 6, 1991, at Houston
John Elway	23-38-0, 311 yds., 2 TD	Oct. 4, 1992, vs. Kansas City
John Elway	28-45-1, 300 yds., 1 TD	Sept. 20, 1993, at Kansas City
John Elway	33-59-1, 367 yds., 1 TD	Oct. 10, 1993, at Green Bay
John Elway	25-36-0, 361 yds., 3 TD	Jan. 2, 1994, at L.A. Raiders
John Elway	29-47-1, 302 yds., 3 TD	Jan. 9, 1994, at L.A. Raiders*
John Elway	36-46-2, 371 yds., 3 TD	Sept. 4, 1994, vs. San Diego
John Elway	29-41-1, 319 yds., 1 TD	Sept. 11, 1994, at N.Y. Jets
John Elway	30-41-0, 349 yds., 2 TD	Oct. 30, 1994, vs. Cleveland
John Elway	27-42-1, 382 yds., 2 TD	Nov. 20, 1994, vs. Atlanta
John Elway	22-41-1, 317 yds., 0 TD	Sept. 3, 1995, vs. Buffalo
John Elway	30-47-0, 327 yds., 2 TD	Sept. 17, 1995, vs. Washington
John Elway	23-46-0, 324 yds., 2 TD	Oct. 16, 1995, vs. Oakland
John Elway	27-41-2, 332 yds., 2 TD	Nov. 26, 1995, at Houston
John Elway	24-41-1, 320 yds., 2 TD	Dec. 24, 1995, at Oakland
John Elway	23-37-1, 335 yds., 2 TD	Sept. 29, 1996, at Cincinnati
John Elway	32-41-1, 323 yds., 4 TD	Oct. 6, 1996, vs. San Diego
John Elway	25-39-1, 326 yds., 3 TD	Oct. 20, 1996, vs. Baltimore
John Elway	27-36-1, 334 yds., 2 TD	Nov. 24, 1996, at Minnesota
John Elway	26-46-0, 309 yds., 1 TD	Oct. 19, 1997, at Oakland
John Elway	22-32-1, 400 yds., 2 TD	Dec. 6, 1998, vs. Kansas City
John Elway	26-36-0, 338 yds., 4 TD	Dec. 27, 1998, vs. Seattle
John Elway	18-29-1, 336 yds., 1 TD	Jan. 31, 1999, vs. Atlanta³
Brian Griese	19-31-1, 363 yds., 2 TD	Oct. 17, 1999, vs. Green Bay
Brian Griese	25-38-0, 316 yds., 1 TD	Oct. 24, 1999, at New England
Brian Griese	19-29-0, 307 yds., 2 TD	Sept. 4, 2000, at St. Louis
Brian Griese	31-50-1, 361 yds., 1 TD	Oct. 1, 2000, vs. New England
Brian Griese	19-34-0, 336 yds., 3 TD	Oct. 15, 2000, vs. Cleveland
Brian Griese	30-45-1, 365 yds., 2 TD	Oct. 22, 2000, at Cincinnati
Brian Griese	22-35-1, 327 yds., 2 TD	Nov. 5, 2000, at N.Y. Jets
Gus Frerotte	36-58-4, 462 yds., 5 TD	Nov. 19, 2000, vs. San Diego
Brian Griese	19-29-0, 330 yds., 3 TD	Sept. 10, 2001, vs. N.Y. Giants
Brian Griese	35-35-3, 328 yds., 1 TD	Sept. 30, 2002, at Baltimore
Brian Griese	26-35-1, 316 yds., 2 TD	Oct. 6, 2002, vs. San Diego
Brian Griese	27-46-2, 335 yds., 1 TD	Oct. 13, 2002, vs. Miami
Brian Griese	30-50-0, 376 yds., 2 TD	Oct. 20, 2002, at Kansas City
Jake Plummer	31-55-3, 499 yds., 4 TD	Oct. 31, 2004, vs. Atlanta^
Jake Plummer	21-26-1, 303 yds., 2 TD	Dec. 25, 2004, at Tennessee
Jake Plummer	22-35-0, 309 yds., 4 TD	Oct. 30, 2005, vs. Philadelphia
Jay Cutler	23-39-1, 304 yds., 1 TD	Sept. 9, 2007, at Buffalo
Jay Cutler	17-31-1, 302 yds., 2 TD	Nov. 25, 2007, at Chicago
Jay Cutler	16-24-0, 300 yds., 2 TD	Sept. 8, 2008, at Oakland
Jay Cutler	36-50-1, 350 yds., 4 TD	Sept. 14, 2008, vs. San Diego
Jay Cutler	29-49-2, 361 yds., 1 TD	Sept. 28, 2008, at Kansas City
Jay Cutler	24-46-3, 307 yds., 2 TD	Nov. 2, 2008, vs. Miami
Jay Cutler	24-42-1, 447 yds., 3 TD	Nov. 6, 2008, at Cleveland
Jay Cutler	27-43-1, 357 yds., 2 TD	Nov. 30, 2008, at N.Y. Jets
Jay Cutler	25-45-1, 359 yds., 0 TD	Dec. 21, 2008, vs. Buffalo
Jay Cutler	33-49-2, 316 yds., 1 TD	Dec. 28, 2008, at San Diego
Kyle Orton	35-48-1, 330 yds., 2 TD	Oct. 11, 2009, vs. New England
Kyle Orton	32-56-3, 431 yds., 1 TD	Jan. 3, 2010, vs. Kansas City
Kyle Orton	25-35-0, 307 yds., 2 TD	Sept. 19, 2010, vs. Seattle
Kyle Orton	37-57-1, 476 yds., 1 TD	Sept. 26, 2010, vs. Indianapolis
Kyle Orton	35-50-1, 341 yds., 2 TD	Oct. 3, 2010, at Tennessee
Kyle Orton	23-38-0, 314 yds., 2 TD	Oct. 10, 2010, at Baltimore
Kyle Orton	28-40-1, 369 yds., 1 TD	Oct. 31, 2010, at San Francisco (London)
Kyle Orton	24-41-0, 347 yds., 3 TD	Nov. 28, 2010, vs. St. Louis
Tim Tebow	16-29-1, 308 yds., 1 TD	Dec. 26, 2010, vs. Houston

*(^Denotes Franchise Record; *Denotes Postseason; ³Denotes Super Bowl XXXIII)*

TOTALS — John Elway 40 (includes four postseason games), Brian Griese 12, Jay Cutler 10, Kyle Orton 8, Frank Tripucka 5, Charley Johnson 4, Craig Morton 4, Steve DeBerg 3, Jake Plummer 3, Gus Frerotte 1, Jacky Lee 1, John McCormick 1, Marlin Briscoe 1, Tim Tebow, Steve Tensi 1.

Most 300-yard games, season
8—Jay Cutler, 2008
6—Kyle Orton, 2010
5—Brian Griese, 2000
5—John Elway, 1995
4—Brian Griese, 2002
4—John Elway, 1987, '94, '96

Most consecutive 300-yard games
4—Brian Griese, 2002
4—Kyle Orton, 2010
3—Brian Griese, 2000
3—John Elway, 1996, 1993-94

Most 300-yard games by a rookie
1—Tim Tebow, 2010
1—John Elway, 1983
1—Marlin Briscoe, 1968

BIGGEST COMEBACKS

Biggest deficits overcome by the Broncos to win a game in the regular season

Rank	Deficit	Date	Opponent	Score at time of Deficit	Final Score
No. 1	24	Sept. 23, 1979	vs. Seattle	34-10, 9:28 left in third qtr.	37-34
	24	Oct. 23, 1960	vs. Boston	24-0, 11:59 left in third qtr.	31-24
No. 3	21	Dec. 12, 1982	at L.A. Rams	21-0, 10:24 left in second qtr.	27-24
No. 4	19	Dec. 11, 1983	vs. Baltimore	19-0, 7:50 left in third qtr.	21-19
No. 5	17	Dec. 26, 2010	vs. Houston	17-0, 0:22 left in second qtr.	24-23
	17	Nov. 19, 2000	vs. San Diego	24-7, 1:25 left in second qtr. / 27-10, 11:25 left in third qtr.	38-37
	17	Oct. 6, 1996	vs. San Diego	17-0, 2:51 left in second qtr.	28-17
	17	Dec. 20, 1985	at Seattle	17-0, 9:16 left in second qtr.	27-24
	17	Sept. 15, 1962	at Buffalo	20-3, 1:39 left in second qtr.	23-20
No. 10	14	Oct. 20, 2002	at Kansas City	34-20, 12:42 left in fourth qtr.	37-34 (OT)

Note: Denver has overcome a total of 12 14-point deficits in the regular season

Biggest deficits overcome by the Broncos to win a game in the postseason

Rank	Deficit	Date	Opponent	Score at time of Deficit	Final Score
No. 1	15	Jan. 4, 1992	vs. Houston (AFC Div.)	21-6, 10:55 left in second qtr.	26-24
No. 2	10	Jan. 7, 1990	at Pittsburgh (AFC Div.)	10-0, 13:22 left in second qtr. / 17-7, :26 left in second qtr.	24-23
	10	Jan. 17, 1999	vs. N.Y. Jets (AFC Chmp.)	10-0, 11:56 left in third qtr.	23-10
No. 4	7	Jan. 25, 1998	vs. Green Bay (S.B. XXXII)	7-0, 10:58 left in first qtr.	31-24
	7	Jan. 11, 1998	at Pittsburgh (AFC Chmp.)	14-7, 12:42 left in second qtr.	24-21
	7	Jan. 11, 1987	at Cleveland (AFC Chmp.)	7-0, 5:19 left in first qtr. / 20-13, 5:43 left in fourth qtr.	23-20 (OT)
No. 7	4	Jan. 4, 1987	vs. New England (AFC Div.)	7-3, 14:04 left in second qtr. / 17-13, 2:50 left in third qtr.	22-17

BIGGEST LEADS LOST

Biggest leads lost by the Broncos in losing a game in the regular season

Rank	Lead	Date	Opponent	Score at time of Lead	Final Score
No. 1	24	Sept. 26, 1988	vs. L.A. Raiders	24-0, 1:07 left in second qtr.	30-27 (OT)
No. 2	21	Nov. 5, 1978	vs. N.Y. Jets	28-7, 8:19 left in second qtr.	31-28
No. 3	20	Dec. 10, 1995	vs. Seattle	20-0, 5:00 left in second qtr.	31-27
No. 4	18	Sept. 4, 1994	vs. San Diego	24-6, 11:25 left in second qtr.	37-34
No. 5	17	Nov. 19, 2006	vs. San Diego	24-7, 9:25 left in third qtr.	35-27
	17	Nov. 14, 1993	vs. Minnesota	20-3, 6:57 left in second qtr.	26-23
	17	Jan. 2, 1994	at L.A. Raiders	27-10, :26 left in second qtr. / 30-13, 10:31 left in third qtr.	33-30 (OT)
	17	Sept. 24, 1967	vs. N.Y. Jets	24-7, 9:08 left in second qtr.	38-24
	17	Oct. 28, 1962	vs. Buffalo	24-7, 5:48 left in second qtr.	45-38

Biggest leads lost by the Broncos in losing a game in the postseason

Rank	Lead	Date	Opponent	Score at time of Lead	Final Score
No. 1	10	Jan. 31, 1988	vs. Washington (S.B. XXII)	10-0, 9:09 left in first qtr.	42-10
No. 2	7	Dec. 30, 1984	vs. Pittsburgh (AFC Div.)	7-0, 6:30 left in first qtr. / 17-10, 7:15 left in third qtr.	24-17
No. 3	4	Dec. 23, 1979	at Houston (AFC W.C.)	7-3, 3:27 left in first qtr.	13-7
No. 4	3	Dec. 30, 1978	at Pittsburgh (AFC Div.)	3-0, 5:50 left in first qtr.	33-10
	3	Jan. 25, 1987	vs. N.Y. Giants (S.B. XXI)	3-0, 10:51 left in first qtr. / 10-7, 11:39 left in first qtr.	39-20

What Is The Origin Of The Name Denver Broncos?

The name "Denver Broncos" was chosen from 500 entries in a name-the-team contest in January 1960. The name was suggested by Ward M. Vining of Lakewood. But the football team isn't the first Denver Broncos. Denver's 1921 entry in the Midwest Baseball League was also called the Broncos.



Player History

All-Time Honors

2010

Pro Bowl: Champ Bailey, Brandon Lloyd. **All-NFL**: Brandon Lloyd (2nd team AP). **Darrent Williams Good Guy Award**: Mario Haggan.

2009

Pro Bowl: Champ Bailey, Ryan Clady, Brian Dawkins, Elvis Dumervil, Brandon Marshall. **All-NFL**: Ryan Clady (1st team AP, Pro Football Weekly/PFWA, The Sporting News, ESPN.com), Brian Dawkins (2nd team AP, The Sporting News), Elvis Dumervil (1st team AP, Pro Football Weekly/PFWA, The Sporting News, ESPN.com). **All-Rookie**: Knowshon Moreno (Pro Football Weekly/PFWA, The Sporting News), **NFL Alumni Pass Rusher of the Year**: Elvis Dumervil. **Darrent Williams Good Guy Award**: Elvis Dumervil. **Tourism Industry Hall of Fame (Denver)**: Pat Bowlen (Class of 2009).

2008

Pro Bowl: Jay Cutler, Brandon Marshall, Casey Wiegmann. **All-NFL**: Ryan Clady (2nd team AP), Ryan Harris (Sports Illustrated). **All-AFC**: Ryan Clady (Pro Football Weekly/PFWA). **All-Rookie**: Ryan Clady (Pro Football Weekly/PFWA, The Sporting News), Brett Kern (Pro Football Weekly/PFWA, The Sporting News), Eddie Royal (Pro Football Weekly/PFWA, The Sporting News). **Darrent Williams Good Guy Award**: Ebenezer Ekuban. **Colorado Sports Hall of Fame Inductee**: Rod Smith (Class of 2009).

2007

Pro Bowl: Champ Bailey, John Lynch. **All-NFL**: Champ Bailey (2nd team AP). **Darrent Williams Good Guy Award**: John Lynch.

2006

Pro Bowl: Champ Bailey, John Lynch, Al Wilson (Wilson did not play in game due to injury). **All-NFL**: Champ Bailey (1st team AP, Pro Football Weekly/PFWA, The Sporting News, Sports Illustrated), Tom Nalen (Sports Illustrated), Al Wilson (2nd team AP). **All-AFC**: Champ Bailey (Pro Football Weekly/PFWA). **Colorado Sports Hall of Fame Pro Athlete of the Year**: Champ Bailey. **Colorado Sports Hall of Fame Inductee**: Pat Bowlen (Class of 2007).

2005

Pro Bowl: Champ Bailey, John Lynch, Rod Smith, Al Wilson. **All-NFL**: Champ Bailey (1st team AP, Pro Football Weekly/PFWA, The Sporting News, USA Today), Matt Lepsis (Sports Illustrated), Tom Nalen (Sports Illustrated). Al Wilson (1st team AP, The Sporting News). **All-AFC**: Champ Bailey (Pro Football Weekly/PFWA), Al Wilson (Pro Football Weekly/PFWA). **All-Rookie**: Darrent Williams (Pro Football Weekly/PFWA, NFL.com). **Colorado Sports Hall of Fame Pro Athlete of the Year**: Champ Bailey.

2004

Pro Bowl: Champ Bailey, John Lynch. **All-NFL**: Champ Bailey (1st team AP, The Sporting News, Pro Football Weekly), John Lynch (2nd team College & Pro Football Newsweekly). **All-AFC**: Champ Bailey (Pro Football Weekly). **All-Rookie**: D.J. Williams (Pro Football Weekly).

2003

Pro Bowl: Tom Nalen, Clinton Portis, Al Wilson. **All-NFL**: Tom Nalen (1st team AP, Pro Football Weekly). **All-AFC**: Tom Nalen (Pro Football Weekly). **NFL Alumni Offensive Lineman of the Year**: Tom Nalen.

2002

Pro Bowl: Trevor Pryce, Al Wilson (Wilson did not play in game due to injury). **All-NFL**: Al Wilson (2nd team Football Digest). **NFL Offensive Rookie of the Year**: Clinton Portis (AP, Pro Football Weekly, Football Digest). **NFL Rookie of the Year**: Clinton Portis (Sports Illustrated/Dr. Z). **All-Rookie**: Clinton Portis (Pro Football Weekly).

2001

Pro Bowl: Dwayne Carswell, Jason Elam, Ian Gold, Deltha O'Neal, Trevor Pryce, Rod Smith, Al Wilson (Pryce and Smith did not play in game due to injury). **All-NFL**: Jason Elam (2nd team AP, College & Pro Football Newsweekly and Football News), Trevor Pryce (2nd team AP and College & Pro Football Newsweekly), Rod Smith (1st team Football Digest, 2nd team AP), Deltha O'Neal (2nd team College & Pro Football Newsweekly). **All-AFC**: Jason Elam (Pro Football Weekly, Football News), Ian Gold (Pro Football Weekly), Deltha O'Neal (Pro Football Weekly), Trevor Pryce (Football News), Rod Smith (Pro Football Weekly). **NFL Alumni Special Teams Player of the Year**: Jason Elam.

2000

Pro Bowl: Brian Griese, Tom Nalen, Trevor Pryce, Rod Smith (Griese and Nalen did not play in game due to injury). **All-NFL**: Howard Griffith (2nd team College & Pro Football Newsweekly and Football Digest), Ed McCaffrey (Sports Illustrated), Tom Nalen (AP, USA Today, Sports Illustrated, The Sporting News, Football Digest; 2nd team College & Pro Football Newsweekly), Trevor Pryce (2nd team College & Pro Football Newsweekly), Rod Smith (USA Today, College & Pro Football Newsweekly, Football Digest; 2nd team AP). **All-AFC**: Tom Nalen (Pro Football Weekly, Football News), Trevor Pryce (Pro Football Weekly, Football News), Rod Smith (Pro Football Weekly, Football News). **NFL Offensive Rookie of the Year**: Mike Anderson (AP, Pro Football Weekly, Football Digest). **NFL Rookie of the Year**: Mike Anderson (USA Today). **All-Rookie**: Mike Anderson (Pro Football Weekly, Football News, Football Digest), Deltha O'Neal (punt returner—Football News).

1999

Pro Bowl: Tom Nalen, Trevor Pryce, Detron Smith (Nalen did not play in game due to injury). **All-NFL**: Trevor Pryce (AP, Sports Illustrated, College & Pro Football Newsweekly, 2nd team Football Digest), Tom Nalen (The Sporting News, Football Digest, 2nd team AP). **All-AFC**: Trevor Pryce (Pro Football Weekly), Detron Smith (special teams; Pro Football Weekly). **All-Rookie**: Olandis Gary (Pro Football Weekly, College & Pro Football Newsweekly, Football News, Football Digest), Chris Watson (kick returner; College & Pro Football Newsweekly).

1998

Pro Bowl: Steve Atwater, Terrell Davis, Jason Elam, John Elway, Tony Jones, Ed McCaffrey, Tom Nalen, Bill Romanowski, Mark Schlereth, Shannon Sharpe (Davis and Sharpe did not play in game due to injury). **All-NFL**: Terrell Davis (AP, Sports Illustrated, The Sporting News, USA Today, Pro Football Weekly, College & Pro Football Newsweekly, Football Digest), Jason Elam (2nd team AP, College & Pro Football Newsweekly, Football Digest), Howard Griffith (2nd team Football Digest), Ed McCaffrey (2nd team AP), Tom Nalen (USA Today), Mark Schlereth (2nd team College & Pro Football Newsweekly), Shannon Sharpe (AP, The Sporting News, USA Today, Pro Football Weekly, College & Pro Football Newsweekly, Football Digest), Rod Smith (2nd team College & Pro Football Newsweekly). **All-AFC**: Terrell Davis (Pro Football Weekly, Football News), Jason Elam (Pro Football Weekly, Football News), Vaughn Hebron (kick returner—Pro Football Weekly), Ed McCaffrey (Football News), Shannon Sharpe (Pro Football Weekly, Football News). **All-Rookie**: Eric Brown (Football News, Football Digest, College & Pro Football Newsweekly). **Super Bowl XXXIII Most Valuable Player (Pete Rozelle Trophy)**: John Elway. **NFL Most Valuable Player**: Terrell Davis (AP, Pro Football Weekly, Pro Football Writers of America). **NFL Player of the Year**: Terrell Davis (The Sporting News, Football Digest, NFL Films). **NFL Offensive Player of the Year**: Terrell Davis (AP, College & Pro Football Newsweekly). **AFC Player of the Year**: Terrell Davis (Football News). **AFC Offensive Player of the Year**: Terrell Davis (Kansas City 101 Club). **San Diego Hall of Champions Professional Star of the Year**: Terrell Davis. **Colorado Sports Hall of Fame Inductee**: John Elway (Class of 1999). **Colorado Sports Hall of Fame Professional Athlete of the Year**: Terrell Davis. **ESPY Award for Pro Football Performer of the Year**: Terrell Davis.

1997

Pro Bowl: Terrell Davis, John Elway, Tom Nalen, Shannon Sharpe, Neil Smith (Elway did not play in game due to injury). **All-NFL**: Terrell Davis (AP, Sports Illustrated, The Sporting News, USA Today, Pro Football Weekly, College & Pro Football Newsweekly, Football News, Football Digest), John Elway (College & Pro Football Newsweekly 2nd team), Darrien Gordon (1st team punt returner—Sports Illustrated, The Sporting News, USA Today, Pro Football Weekly; 2nd team punt returner—Football Digest, College & Pro Football Newsweekly), John Mobley (1st team AP, The Sporting News, Pro Football Weekly, Football Digest; 2nd team College & Pro Football Newsweekly), Tom Nalen (2nd team College & Pro Football Newsweekly), Mark Schlereth (Sports Illustrated), Shannon Sharpe (AP, The Sporting News, USA Today, Pro Football Weekly, College & Pro Football Newsweekly 1st team; Football Digest 2nd team). **All-AFC**: John Elway (Pro Football Weekly, Football News), Darrien Gordon (punt returner—Pro Football Weekly, Football News), John Mobley (Pro Football Weekly), Shannon Sharpe (Pro Football Weekly). **Super Bowl XXXII Most Valuable Player (Pete Rozelle Trophy)**: Terrell Davis. **AFC Player of the Year**: Terrell Davis (Football News, Touchdown Club of Columbus). **AFC Offensive Player of the Year**: Terrell Davis (Kansas City 101 Club). **San Diego Hall of Champions Professional Star of the Year**: Terrell Davis. **Colorado Sports Hall of Fame King of the Hill Award**: Terrell Davis. **ESPY Award for Best Performance Under Pressure**: Terrell Davis.

1996

Pro Bowl: Steve Atwater, Tyrone Braxton, Terrell Davis, John Elway, Michael Dean Perry, Bill Romanowski, Shannon Sharpe, Alfred Williams, Gary Zimmerman (Atwater, Elway and Zimmerman did not play in game due to injury). **All-NFL**: Steve Atwater (AP 2nd team), Terrell Davis (AP, Sports Illustrated, The Sporting News, USA Today, Pro Football Weekly, Football News, College & Pro Football Newsweekly), John Elway (AP 2nd team, College & Pro Football Newsweekly 2nd team, Football Digest 2nd team), Bill Romanowski (College & Pro Football Newsweekly 2nd team), Shannon Sharpe (AP, Sports Illustrated, The Sporting News, Pro Football Weekly, Football Digest, College & Pro Football Newsweekly), Alfred Williams (AP, The Sporting News, Pro Football Weekly, Football Digest, College & Pro Football Newsweekly 2nd team), Gary Zimmerman (AP, Sports Illustrated, The Sporting News, Pro Football Weekly, Football Digest, College & Pro Football Newsweekly). **All-AFC**: Steve Atwater (UPI, Pro Football Weekly), Tyrone Braxton (Football News, UPI 2nd team), Terrell Davis (UPI, Football News), John Elway (UPI, Pro Football Weekly, Football News), Michael Dean Perry (UPI 2nd team), Bill Romanowski (UPI 2nd team), Shannon Sharpe (UPI, Football News), Alfred Williams (UPI, Football News), Gary Zimmerman (UPI, Football News). **NFL All-Rookie Team**: John Mobley (Pro Football Weekly, Football News, College & Pro Football Newsweekly. **NFL Most Valuable Player**: Terrell Davis (Sports Illustrated). **NFL Offensive Player of the Year**: Terrell Davis (AP). **AFC Player of the Year**: John Elway (Football News, Touchdown Club of Columbus). **AFC Most Valuable Player**: John Elway (NFLPA). **AFC Offensive Player of the Year**: Terrell Davis (UPI), John Elway (Kansas City 101 Club). **NFL Coach of the Year**: Mike Shanahan (Touchdown Club of Columbus). **AFC Coach of the Year**: Mike Shanahan (Kansas City 101 Club).

1995

Pro Bowl: Steve Atwater, Jason Elam, Glyn Milburn, Anthony Miller, Shannon Sharpe, Gary Zimmerman (Zimmerman did not play in game due to injury). **All-NFL**: Steve Atwater (College & Pro Football Newsweekly 2nd team), Jason Elam (AP 2nd team, College & Pro Football Newsweekly 2nd team, Football Digest 2nd team), Glyn Milburn (AP 2nd team, Sporting News 1st team, College & Pro Football Newsweekly 2nd team, Football Digest 1st team), Shannon Sharpe (AP 2nd team), Gary Zimmerman (AP 2nd team, Football Digest 1st team). **All-AFC**: Steve Atwater (UPI 1st team), Terrell Davis (UPI 2nd team), Jason Elam (UPI 1st team), Glyn Milburn (Football News 1st team), Michael Dean Perry (UPI 2nd team), Shannon Sharpe (UPI 2nd team), Gary Zimmerman (Football News 1st team, UPI 1st team). **NFL All-Rookie Team**: Terrell Davis (College & Pro Football Newsweekly, Football News, Pro Football Weekly). **NFL Rookie of the Year**: Terrell Davis (Football Digest). **Earl Hartman Awards (Broncos Most Valuable Players)**: Terrell Davis (offense), Steve Atwater (defense), Glyn Milburn (special teams). **Bob Peck Award (Most Inspirational Player)**: Michael Dean Perry. **Bob Martin Award (For cooperation with local media)**: Lionel Washington.

1994

Pro Bowl: Steve Atwater, John Elway, Shannon Sharpe, Gary Zimmerman (Sharpe did not play in game). **All-NFL**: Shannon Sharpe (College & Pro Football Newsweekly 2nd team, Football Digest 2nd team). **All-AFC**: Tom Rouen (UPI 2nd team), Shannon Sharpe (UPI 2nd team), Gary Zimmerman (UPI 2nd team). **Earl Hartman Awards (Broncos Most Valuable Players)**: John Elway (offense), Steve Atwater (defense), Ray Jacobs (special teams). **Bob Peck Award (Most Inspirational Player)**: Shannon Sharpe. **Bob Martin Award (For cooperation with local media)**: Shannon Sharpe.

1993

Pro Bowl: Steve Atwater, John Elway, Karl Mecklenburg, Shannon Sharpe, Dennis Smith. **All-NFL**: John Elway (AP 2nd team, College & Pro Football Newsweekly 2nd team, Football Digest 2nd team), Simon Fletcher (Football Digest 2nd team), Shannon Sharpe (AP, Pro Football Weekly/Pro Football Writers of America, The Sporting News, Sports Illustrated, College & Pro Football Newsweekly, Football Digest), Dennis Smith (College & Pro Football Newsweekly 2nd team), Gary Zimmerman (AP 2nd team, College & Pro Football Newsweekly 2nd team). **All-AFC**: Steve Atwater (UPI, Football News), John Elway (UPI, Football News), Shannon Sharpe (UPI, Football News). **NFL All-Rookie**: Jason Elam (Pro Football Weekly/Pro Football Writers of America, Football News, College & Pro Football Newsweekly, Football Digest). **AFC Most Valuable Player**: John Elway (NFL Players Association). **AFC Player of the Year**: John Elway (Football News). **AFC Offensive Player of the Year**: John Elway (UPI, Kansas City 101 Club). **Rookie Coach of the Year**: Wade Phillips (College & Pro Football Newsweekly). **Earl Hartman Awards (Broncos Most Valuable Players)**: John Elway (offense), Simon Fletcher (offense), Reggie Rivers (special teams). **Bob Peck Award (Most Inspirational Player)**: Dennis Smith. **Bob Martin Award (For cooperation with local media)**: Tyrone Braxton.

1992

Pro Bowl: Steve Atwater, Michael Brooks, Shannon Sharpe. **All-NFL**: Steve Atwater (AP, Pro Football Weekly/Pro Football Writers of America, The Sporting News, Football Digest, NEA), Michael Brooks (Sports Illustrated, College and Pro Football Newsweekly 2nd team), Greg Kragen (AP 2nd team, College and Pro Football Newsweekly 2nd team). **All-AFC**: Steve Atwater (Football News). **NFL All-Rookie**: Russell Freeman (Football News, College and Pro Football Newsweekly), Arthur Marshall (Pro Football Weekly/Pro Football Writers of America, Football News, College and Pro Football Newsweekly). **Colorado Sports Hall of Fame Pro Athlete of the Year**: Michael Brooks. **Earl Hartman Awards (Broncos Most Valuable Players)**: John Elway (offense), Simon Fletcher (defense), Keith Traylor (special teams). **Bob Peck Award (Most Inspirational Player)**: Dennis Smith. **Bob Martin Award (For cooperation with local media)**: Reggie Rivers.

1991

Pro Bowl: Steve Atwater, John Elway, Gaston Green, Karl Mecklenburg, Dennis Smith. **All-NFL**: Steve Atwater (AP, Pro Football Weekly, College and Pro Football Newsweekly 2nd-team), Greg Kragen (Sports Illustrated). **All-AFC**: Steve Atwater (Football News, Pro Football Weekly). **AFC Coach of the Year**: Dan Reeves (Football News, Kansas City 101 Club). **NFL Rookie of the Year**: Mike Croel (Bert Bell Award-World Almanac, Pro Football Weekly, Washington Touchdown Club, Pro-Set). **NFL Defensive Rookie of the Year**: Mike Croel (AP, College and Pro Football Newsweekly). **NFL All-Rookie**: Mike Croel (Football News, Pro Football Weekly, College and Pro Football Newsweekly, Football Digest), Reggie Johnson (Pro Football Digest), Keith Traylor (Pro Football Weekly, Football Digest). **Earl Hartman Award Winners (Broncos Most Valuable Players)**: John Elway (offense), Dennis Smith (defense), Alton Montgomery (special teams). **Bob Peck Memorial Award (Most Inspirational Player)**: Kenny Walker. **Bob Martin Award (For cooperation with local media)**: Greg Kragen.

1990

Pro Bowl: Steve Atwater, Bobby Humphrey, Dennis Smith. **All-NFL**: Steve Atwater (College and Pro Football Newsweekly-second team), Mike Horan (College and Pro Football Newsweekly-second team). **All-AFC**: Steve Atwater (UPI, Football News), Mike Horan (UPI-second team, Football News). **Earl Hartman Award (Broncos Most Valuable Players)**: Bobby Humphrey (offense), Steve Atwater (defense), Kevin Clark (special teams). **Bob Peck Memorial Award (Most Inspirational Player)**: Keith Kartz. **Bob Martin Award (for cooperation with media)**: Mark Jackson.

1989

Pro Bowl: John Elway, Greg Kragen, Karl Mecklenburg, Dennis Smith, David Treadwell. **All-NFL**: Mike Horan (College and Pro Football Newsweekly 2nd team), Karl Mecklenburg (AP, Pro Football Weekly, Sports Illustrated, NEA-World Almanac, Football Digest), Dennis Smith (AP 2nd team). **All-AFC**: Greg Kragen (Pro Football Weekly), Karl Mecklenburg (UPI, Pro Football Weekly, Football News), Dennis Smith (Pro Football Weekly, UPI 2nd team), David Treadwell (UPI, Pro Football Weekly, Football News). **NFL Rookie of the Year**: Bobby Humphrey (Touchdown Club of Washington, D.C.). **NFL Offensive Rookie of the Year**: Bobby Humphrey (NFL Players Association). **NFL Defensive Rookie of the Year**: Steve Atwater (Football Digest). **AFC Offensive Rookie of the Year**: Bobby Humphrey (Mackey Award). **NFL All-Rookie**: Steve Atwater (UPI, Pro Football Weekly, PFWA, College and Pro Football Newsweekly, Football Digest), Bobby Humphrey (UPI, Pro Football Weekly, PFWA, College and Pro Football Newsweekly), David Treadwell (Football Digest), Doug Widell (College and Pro Football Newsweekly, Football Digest). **Colorado Sports Hall of Fame Pro Athlete of the Year**: Bobby Humphrey. **Earl Hartman Award Winners (Broncos Most Valuable Players)**: Bobby Humphrey (offense), Dennis Smith (defense), David Treadwell (special teams). **Bob Peck Memorial Award (Most Inspirational Player)**: Marc Munford.

1988

Pro Bowl: Mike Horan. **All-NFL**: Mike Horan (AP, PFWA, The Sporting News, College and Pro Football Newsweekly, Sports Illustrated, World Almanac 2nd team). **All-AFC**: Mike Horan (UPI, Football News). **NFL All-Rookie**: Gerald Perry (UPI, Football Digest). **Earl Hartman Award Winners (Broncos Most Valuable Players)**: John Elway and Sammy Winder (offense), Simon Fletcher (defense), Ken Bell (special teams). **Bob Peck Memorial Award (Most Inspirational Player)**: Keith Bishop and Billy Bryan.

1987

Pro Bowl: Keith Bishop, John Elway, Karl Mecklenburg. **All-NFL**: Keith Bishop (Sports Illustrated, NEA-second team), John Elway (The Sporting News, NEA, AP-second team), Karl Mecklenburg (NEA, AP-second team). **All-AFC**: Keith Bishop (UPI-second team), John Elway (UPI, Pro Football Weekly, Football News), Rulon Jones (UPI-second team), Karl Mecklenburg (UPI, Pro Football Weekly, Football News). **NFL Most Valuable Player**: John Elway (AP). **AFC Most Valuable Player**: John Elway (NFLPA). **AFC Player of the Year**: John Elway (Football News). **AFC Offensive Player of the Year**: John Elway (UPI, Kansas City 101 Club). **NFL All Rookie**: Ricky Nattiel (UPI, College and Pro Football Newsweekly, Football Digest, PFWA, Pro Football Weekly). **Earl Hartman Award Winners (Broncos Most Valuable Players)**: John Elway (offense), Karl Mecklenburg (defense), Ken Bell (special teams). **Bob Peck Memorial Award (Most inspirational Player)**: Keith Bishop.

1986

Pro Bowl: Keith Bishop, John Elway, Rulon Jones, Karl Mecklenburg, Dennis Smith, Sammy Winder. **All-NFL**: John Elway (AP-honorable mention), Keith Bishop (AP-honorable mention), Mike Harden (AP-honorable mention), Rulon Jones (AP, Pro Football Weekly, Sports Illustrated, PFWA, The Sporting News, Football News, Football Digest, NEA-second team), Karl Mecklenburg (AP, Pro Football Weekly, Sports Illustrated, PFWA, The Sporting News, Football News, Football Digest, NEA), Dennis Smith (AP-honorable mention, Football News second team, NEA). **All-AFC**: Keith Bishop (UPI-second team, Football News), John Elway (UPI-second team), Rulon Jones (UPI, Pro Football Weekly, Football News), Karl Mecklenburg (UPI, Pro Football Weekly, Football News). Dennis Smith (Pro Football Weekly), Gerald Willhite (UPI-second team). **AFC Defensive Player of the Year**: Rulon Jones (UPI). **AFC Player of the Year**: Karl Mecklenburg (Football News). **Colorado Sports Hall of Fame King of the Hill Award**: John Elway. **Seattle Gold Helmet Award (Professional Football Player of the Year)**: John Elway. **Earl Hartman Award Winners (Broncos Most Valuable Players)**: John Elway (offense), Mike Harden (defense), Darren Comeaux (special teams). **Bob Peck Memorial Award (Most Inspirational Player)**: Tom Jackson.

1985

Pro Bowl: Rulon Jones, Karl Mecklenburg, Dennis Smith, Louis Wright. **All-NFL**: John Elway (AP-honorable mention), Rulon Jones (AP-2nd team, The Sporting News, Sports Illustrated), Karl Mecklenburg (AP, Sports Illustrated, PFWA, The Football News, NEA), Dennis Smith (AP-honorable mention), Louis Wright (AP honorable mention). **All-AFC**: Rulon Jones (UPI), Karl Mecklenburg (UPI), Dennis Smith (UPI-2nd team), Louis Wright (UPI). **Earl Hartman Award Winners (Broncos Most Valuable Players)**: John Elway (offense), Rulon Jones (defense), Daniel Hunter (special teams). **Bob Peck Memorial Award (Most Inspirational Player)**: Tom Jackson.

1984

Pro Bowl: Sammy Winder. **All-NFL**: Tom Jackson (CPFW-2nd team), Dennis Smith (Pro Football Weekly, CPFW-2nd team), Louis Wright (The Sporting News, Sports Illustrated, Pro Football Weekly, NEA-2nd team, CPFW-2nd team). **All-AFC**: Tom Jackson (Pro Football Weekly, UPI 2nd team), Dennis Smith (Pro Football Weekly, UPI-2nd team), Sammy Winder (UPI-2nd team), Louis Wright (Pro Football Weekly, UPI-2nd team). **All-Rookie**: Winford Hood (UPI), Clarence Kay (PFWA, Pro Football Weekly). **Colorado Sports Hall of Fame Pro Athlete of the Year**: Tom Jackson. **Earl Hartman Award Winners (Broncos Most Valuable Players)**: Steve Watson (offense), Louis Wright (defense), Ken Woodard (special teams). **Bob Peck Memorial Award (Most Inspirational Player)**: Tom Jackson. **NFL Coach of the Year**: Dan Reeves (NFL-Sports Illustrated, Pro Football Weekly, College and Pro Football Newsweekly. AFC-Kansas City 101 Club, Football News).

1983

Pro Bowl: Randy Gradishar, Louis Wright (DNP). **All-NFL**: Randy Gradishar (AP-2nd team), Louis Wright (NEA, CPFN-2nd team). **All-AFC**: Randy Gradishar (UPI-2nd team). **Earl Hartman Award Winners (Broncos Most Valuable Players)**: Steve Watson (offense), Randy Gradishar (defense), Ken Woodard (special teams). **Bob Peck Memorial Award (Most Inspirational Player)**: Tom Jackson.

1982

Pro Bowl: Randy Gradishar, Luke Prestridge, Rick Upchurch. **All-NFL**: Randy Gradishar (Football Digest), Luke Prestridge (AP, Football Digest), Rick Upchurch (AP, Football Digest). **All-AFC**: Randy Gradishar (UPI), Luke Prestridge (UPI). **Earl Hartman Award Winners (Broncos Most Valuable Players)**: Billy Bryan (offense), Louis Wright (defense), Rick Upchurch and Rob Lytle (special teams). **Bob Peck Memorial Award (Most Inspirational Player)**: Tom Jackson.

1981

Pro Bowl: Randy Gradishar, Bob Swenson, Bill Thompson, Steve Watson. **All-NFL**: Randy Gradishar (AP 2nd team, NEA-2nd team, Pro Football Weekly, The Sporting News), Bob Swenson (AP, NEA, The Sporting News). **All-AFC**: Randy Gradishar (UPI), Bill Thompson (UPI), Steve Watson (UPI), Bob Swenson (UPI-2nd team), Louis Wright (UPI-2nd team). **Earl Hartman Award Winners (Broncos Most Valuable Players)**: Steve Watson (offense), Bob Swenson (defense), Jim Ryan (special teams). **Bob Peck Memorial Award (Most Inspirational Player)**: Tom Jackson.

1980

All-NFL: Randy Gradishar (The Sporting News), Fred Steinfort (Pro Football Weekly, The Sporting News). **All-AFC**: Fred Steinfort (UPI). **Pro Football Weekly Golden Toe Award**: Fred Steinfort. **Earl Hartman Award Winners (Broncos Most Valuable Players)**: Bill Bryan (offense), Randy Gradishar (defense), Fred Steinfort (special teams).

1979

Pro Bowl: Randy Gradishar, Tom Jackson, Rick Upchurch, Louis Wright. **All-NFL**: Randy Gradishar (PFWA, Pro Football Weekly, AP-2nd team), Rich Upchurch (PFWA, Pro Football Weekly, AP-2nd team), Louis Wright (AP, NEA, PFWA, Pro Football Weekly). **All-AFC**: Randy Gradishar (Pro Football Weekly, The Sporting News, UPI-2nd team), Bob Swenson (UPI-2nd team), Bill Thompson (UPI), Rick Upchurch (Pro Football Weekly), Louis Wright (UPI, Pro Football Weekly, The Sporting News). **Earl Hartman Award Winners (Broncos Most Valuable Players)**: Craig Morton (offense), Bob Swenson (defense), Larry Canada (special teams).

1978

Pro Bowl: Lyle Alzado, Randy Gradishar, Tom Jackson, Riley Odoms, Bill Thompson, Rick Upchurch, Louis Wright. **All-NFL**: Lyle Alzado (AP), Randy Gradishar (AP, PFWA, PFW, NEA), Tom Jackson (AP), Rick Upchurch (AP, PFWA, PFW), Louis Wright (AP, PFWA, PFW, NEA). **All-AFC**: Lyle Alzado (UPI, PFW, TSN), Steve Foley (UPI), Randy Gradishar (UPI, PFW, TSN), Tom Jackson (UPI), Bill Thompson (UPI, PFW, TSN), Rick Upchurch (PFW), Louis Wright (UPI, PFW, TSN). **NFL Defensive Player of the Year**: Randy Gradishar (AP, PFW, NEA). **AFC Defensive Player of the Year**: Randy Gradishar (UPI, Kansas City 101 Club). **NFL Defensive Lineman of the Year**: Barney Chavous (*Pittsburgh Courier*). **Colorado Sports Hall of Fame Pro Athlete of the Year**: Randy Gradishar. **Earl Hartman Award Winners (Broncos Most Valuable Players)**: Riley Odoms (offense), Randy Gradishar (defense), Maurice Harvey (special teams).

1977

Pro Bowl: Lyle Alzado, Randy Gradishar, Tom Jackson, Bill Thompson, Louis Wright. **All-NFL**: Lyle Alzado (AP, UPI, PFW), Randy Gradishar (AP, UPI, PFW), Tom Jackson (AP, UPI, PFW), Bill Thompson (AP). **All-AFC**: Louis Wright (PFW), Bill Thompson (PFW). **AFC Defensive Player of the Year**: Lyle Alzado (Kansas City 101 Club). **Colorado Sports Hall of Fame Pro Athlete of the Year**: Craig Morton. **Earl Hartman Award Winners (Broncos Most Valuable Players)**: Craig Morton (offense), Tom Jackson (defense), Rick Upchurch (special teams). **NFL Coach of the Year**: Red Miller (AP, UPI, PFW, TSN, Football Digest, Washington Touchdown Club, Kansas City 101 Club, Columbus Touchdown Club).

1976

Pro Bowl: Otis Armstrong, Rick Upchurch. **All-NFL**: KR Rick Upchurch (AP). **Earl Hartman Award Winners (Broncos Most Valuable Players)**: Riley Odoms (offense), Tom Jackson (defense), Rick Upchurch (special teams).

1975

Pro Bowl: Randy Gradishar, Riley Odoms. **All-Pro**: Riley Odoms (NEA-second team). **All-AFC**: TE Riley Odoms (AP). **Earl Hartman Award Winners (Broncos Most Valuable Players)**: Bobby Maples (offense), Lyle Alzado (defense), Jim Turner (special teams).

1974

Pro Bowl: Otis Armstrong, Riley Odoms. **All-Pro**: Otis Armstrong, Riley Odoms. **Earl Hartman Award Winners (Broncos Most Valuable Players)**: Otis Armstrong (offense), Tom Jackson (defense), Ken Criter (special teams).

1973

Pro Bowl: Floyd Little, Haven Moses, Riley Odoms, Paul Smith. **All-Pro**: Riley Odoms (PFWA-second team, NEA-first team), Paul Smith (PFWA-second team, NEA-second team). **All-AFC**: TE Riley Odoms (AP, UPI). **NFLPA Rookie of the Year**: Barney Chavous. **All-Rookie**: Barney Chavous (AP, UPI). **Earl Hartman Award Winners (Broncos Most Valuable Players)**: Charley Johnson (offense), Paul Smith (defense). **Colorado Sports Hall of Fame Pro Athlete of the Year**: Paul Smith. **AFC Coach of the Year**: John Ralston (AP, UPI, PFWA, Kansas City 101 Club).

1972

Pro Bowl: Paul Smith. **Colorado Sports Hall of Fame Pro Athlete of the Year**: Floyd Little.

1971

Pro Bowl: Rich Jackson, Floyd Little. **All-Pro**: Floyd Little (PFWA-second team). **All-AFC**: Floyd Little (AP, UPI).

1970

Pro Bowl: Rich Jackson, Floyd Little. **All-Pro**: Rich Jackson (PFWA-first team), Floyd Little (PFWA-second team). **All-AFC**: Rich Jackson (AP, UPI), Floyd Little (AP, UPI). **Colorado Sports Hall of Fame Pro Athlete of the Year**: Rich Jackson.

1969

All-Pro: Rich Jackson (second team), Floyd Little (first team). **All-AFL**: Rich Jackson (AP, UPI, NEA), Floyd Little (AP, UPI, NEA). **AFL All-Star Game**: Dave Costa, Mike Current, Al Denson, George Goeddeke, Rich Jackson, Floyd Little.

1968

All-AFL: Rich Jackson (AP, UPI). **AFL All-Star Game**: Dave Costa, Rich Jackson, Floyd Little.

1967

All-AFL: Al Denson (NEA). **AFL All-Star Game**: Dave Costa, Al Denson, Larry Kaminski, Nemiah Wilson.

1966

All-AFL (The Sporting News): Bob Scarpitto. **AFL All-Star Game**: John Bramlett, Goose Gonsoulin, Bob Scarpitto, Jerry Sturm.

1965

All-AFL (The Sporting News): Eldon Danenhauer, Cookie Gilchrist, Lionel Taylor. **AFL All-Star Game**: Eldon Danenhauer, Cookie Gilchrist.

1964

All-AFL (The Sporting News): Willie Brown. **AFL All-Star Game**: Willie Brown, Jim Fraser, Goose Gonsoulin, Jerry Sturm.

1963

All-AFL (The Sporting News): Goose Gonsoulin. **AFL All-Star Game**: Goose Gonsoulin, Bud McFadin. **AFL Rookie of the Year**: Billy Joe (The Sporting News' Players' Poll).

1962

All-AFL (The Sporting News): Eldon Danenhauer, Goose Gonsoulin, Bud McFadin, Bob Zeman. **AFL All-Star Game**: Eldon Danenhauer, Jim Fraser, Goose Gonsoulin, Bud McFadin, Gene Mingo, Lionel Taylor, Frank Tripucka, Bob Zeman. **AFL Coach of the Year**: Jack Faulkner (AP, UPI).

1961

All-AFL (The Sporting News): Bud McFadin, Lionel Taylor. **AFL All-Star Game**: Ken Adamson, Goose Gonsoulin, Bud McFadin, Don Stone.

1960

All-AFL (The Sporting News): Goose Gonsoulin, Bud McFadin, Lionel Taylor.

Broncos in the Pro Bowl (1970-2010)

(Please see All-Time Honors, beginning on page 556, for year-by-year Broncos Pro Bowl and AFL All-Star Game participation.)
Current players in bold

Player	Pro Bowls as a Bronco	Season(s) Selected
Lyle Alzado	2	1977-78
Otis Armstrong	2	1974, '76
Steve Atwater	8	1990-96, '98
Champ Bailey	**6**	**2004-07, '09-10**
Keith Bishop	2	1986-87
Tyrone Braxton	1	1996
Michael Brooks	1	1992
Dwayne Carswell	1	2001
Ryan Clady	**1**	**2009**
Jay Cutler	1	2008
Terrell Davis	3	1996-98
Brian Dawkins	**1**	**2009**
Elvis Dumervil	**1**	**2009**
Jason Elam	3	1995, '98, 2001
John Elway	9	1986, '87, '89, '91, 1993-94, '96-98
Ian Gold	1	2001
Randy Gradishar	7	1975, '77-79, 1981-83
Gaston Green	1	1991
Brian Griese	1	2000
Mike Horan	1	1988
Bobby Humphrey	1	1990
Rich Jackson	2	1970-71
Tom Jackson	3	1977-79
Tony Jones	1	1998
Rulon Jones	2	1985-86
Greg Kragen	1	1989
Floyd Little	3	1970-71, '73
Brandon Lloyd	**1**	**2010**
John Lynch	4	2004-07
Brandon Marshall	2	2008-09

Player	Pro Bowls as a Bronco	Season(s) Selected
Ed McCaffrey	1	1998
Karl Mecklenburg	6	1985-87, '89, '91, '93
Glyn Milburn	1	1995
Anthony Miller	1	1995
Haven Moses	1	1973
Tom Nalen	5	1997-2000, '03
Riley Odoms	4	1973-75, '78
Deltha O'Neal	1	2001
Michael Dean Perry	1	1996
Clinton Portis	1	2003
Luke Prestridge	1	1982
Trevor Pryce	4	1999-2002
Bill Romanowski	2	1996, '98
Mark Schlereth	1	1998
Shannon Sharpe	7	1992-98
Dennis Smith	6	1985-86, '89-91, '93
Detron Smith	1	1999
Rod Smith	3	2000-01, '05
Neil Smith	1	1997
Paul Smith	2	1972-73
Bob Swenson	1	1981
Billy Thompson	3	1977-78, '81
David Treadwell	1	1989
Rick Upchurch	4	1976, '78-79, '82
Steve Watson	1	1981
Casey Wiegmann	1	2008
Alfred Williams	1	1996
Al Wilson	5	2001-03, '05-06
Sammy Winder	2	1984, '86
Louis Wright	5	1977-79, '83, '85
Gary Zimmerman	3	1994-96

Broncos in the AFL All-Star Game (1960-69)

Ken Adamson	1	1961
John Bramlett	1	1966
Willie Brown	1	1964
Dave Costa	3	1967, 1968, 1969
Mike Current	1	1969
Eldon Danenhauer	2	1962, 1965
Al Denson	2	1967, 1969
Jim Fraser	2	1962, 1964
Cookie Gilchrist	1	1965
George Goeddeke	1	1969
Goose Gonsoulin	5	1961, 1962, 1963, 1964, 1966
Rich Jackson	2	1968, 1969
Larry Kaminski	1	1967
Floyd Little	2	1968, 1969
Bud McFadin	3	1961, 1962, 1963
Gene Mingo	1	1962
Bob Scarpitto	1	1966
Don Stone	1	1961
Jerry Sturm	2	1964, 1966
Lionel Taylor	1	1962
Frank Tripucka	1	1962
Nemiah Wilson	1	1967
Bob Zeman	1	1962

Broncos All-Time NFL Honors

NFL Most Valuable Player (AP)

1998	RB Terrell Davis	(16 starts / 392 att., 2008 yds., 5.1 avg., 21 TDs / 25 rec., 217 yds., 8.7 avg., 2 TDs)
1987	QB John Elway	(12 starts / 224-410, 54.6%, 3198 yds., 19 TDs, 12 INTs / 66 att., 304 yds., 4.6 avg., 4 TDs)

NFL Offensive Player of the Year (AP)

1998	RB Terrell Davis	(16 starts / 392 att., 2008 yds., 5.1 avg., 21 TDs / 25 rec., 217 yds., 8.7 avg., 2 TDs)
1996	RB Terrell Davis	(16 starts / 345 att., 1538 yds., 4.5 avg., 13 TDs / 36 rec., 310 yds., 8.6 avg., 2 TDs)

NFL Defensive Player of the Year (AP)

1978	LB Randy Gradishar	(16 starts / 286 tackles, incl. 190 solo, 4 INTs, 2 FF, 1 returned for a TD)

NFL Offensive Rookie of the Year (AP)

2002	RB Clinton Portis	(16 gms., 12 starts / 273 att., 1508 yds., 5.5 avg., 15 TDs / 33 rec., 364 yds., 11.0 avg., 2 TDs)
2000	RB Mike Anderson	(16 gms., 12 starts / 297 att., 1487 yds., 5.0 avg., 15 TDs / 23 rec., 169 yds., 7.3 avg.)

NFL Defensive Rookie of the Year (AP)

1991	LB Mike Croel	(13 gms., 10 starts / 84 tackles, incl. 55 solo, 10 sacks, -65 yds., 4 FF, 2 PD)

AFC Offensive Player of the Month

(10 Total Winners—Award Initiated by NFL in 1986)

2008	QB Jay Cutler	September	(102-157, 65.0%, 1,275 yds., 9 TDs, 4 INTs, 98.6 rtg.)
2001	QB Brian Griese	September	(60-93, 64.5%, 763 yds., 7 TDs, 2 INTs, 106.2 rtg.)
2000	RB Mike Anderson	December	(104 att., 516 yds., 5.0 avg., 8 TDs / 4 rec., 34 yds., 8.5 avg.)
2000	WR Rod Smith	November	(26 rec., 479 yds., 18.4 avg., 1 TD / 3 rush., 78 yds., 26 avg., 1 TD)
1998	RB Terrell Davis	October	(81 att., 512 yds., 6.3 avg., 6 TDs / 5 rec., 76 yds., 15.2 avg.)
1998	RB Terrell Davis	September	(94 att., 489 yds., 5.2 avg., 6 TDs / 4 rec., 22 yds., 5.5 avg.)
1997	QB John Elway	November	(94-149, 61.7%, 1231 yds., 8 TDs, 0 INTs / 23 att., 60 yds., 2.6 avg.)
1997	RB Terrell Davis	September	(118 att., 605 yds., 5.1 avg., 4 TDs / 6 rec., 31 yds., 5.2 avg.)
1996	QB John Elway	October	(73-111, 65.8%, 935 yds., 10 TDs, 3 INTs / 18 att., 110 yds., 6.1 avg., 1 TD)
1996	RB Terrell Davis	September	(112 att., 573 yds., 5.1 avg., 4 TDs / 10 rec., 83 yds., 8.3 avg.)

AFC Defensive Player of the Month

(7 Total Winners—Award Initiated by NFL in 1986)

2006	CB Champ Bailey	October	(3 INTs, 21 tackles, 9 PBUs)
2005	CB Champ Bailey	November	(3 INTs, 1 TD on INT return, 20 tackles, 5 PBUs)
2001	CB Deltha O'Neal	October	(6 INTs, 17 tackles)
1991	LB Simon Fletcher	December	(5 sacks, -39 yds., 15 tackles)
1989	LB Karl Mecklenburg	November	(4.5 sacks, -40 yds., 18 tackles)
1989	S Dennis Smith	October	(2 INTs, 22 tackles, 2 FF, 1 FR)
1986	DE Rulon Jones	October	(8.5 sacks, -142 yds., 33 tackles)

AFC Special Teams Player of the Month

(5 Total Winners—Award Initiated by NFL in 1993)

2009	PR/KR Eddie Royal	October	(8 punt returns, 134 yds., 16.8 avg., 1 TD / 5 kick returns, 158 yds., 31.6 avg., 1 TD)
2009	K Matt Prater	September	(7-9 FGs, 5-5 PATs, 26 pts., 7 touchbacks)
2005	P Todd Sauerbrun	October	(11-of-28 punts downed inside 20, 45.3 gross avg., 39.1 net avg.)
2004	KR Reuben Droughns	September	(8 kick returns, 244 yds., 30.5 avg.)
2001	K Jason Elam	November	(11-12 FGs, 5-5 PATs, 38 pts.)

NFL Offensive Rookie of the Month

2002	RB Clinton Portis	October	(79 att., 358 yds., 4.5 avg., 3 TDs / 11 rec., 98 yds., 8.9 avg., 1 TD)
2000	RB Mike Anderson	December	(104 att., 516 yds., 5.0 avg., 8 TDs / 4 rec., 34 yds., 8.5 avg.)
2000	RB Mike Anderson	September	(85 att., 403 yds., 4.7 avg., 3 TDs / 5 rec., 39 yds., 7.8 avg.)

NFL Defensive Rookie of the Month

2004	LB D.J. Williams	December	(40 tackles, 1 sack, 1 INT., 1 FF, and 4 PD)

AFC Offensive Player of the Week

(45 Total Winners—Award Initiated by NFL in 1984)

2009	WR Brandon Marshall	Week 14	at Indianapolis	(21 rec.*, 200 yds., 9.5 avg., 2 TDs; **NFL rec*)
2009	QB Kyle Orton	Week 5	vs. New England	(35-48, 72.9%, 330 yds., 2 TDs, 1 INT, 96.7 rtg.)
2008	QB Jay Cutler	Week 10	at Cleveland	(24-42, 57.1%, 447 yds., 3 TDs, 1 INT, 107.9 rtg.)
2008	WR Brandon Marshall	Week 2	vs. San Diego	(18 rec., 166 yds., 9.2 avg., 1 TD)
2005	WR Rod Smith	Week 15	at Buffalo	(11 rec., 137 yds., 12.5 avg., 1 TD)
2005	QB Jake Plummer	Week 8	vs. Philadelphia	(22-35, 62.9%, 309 yds., 4 TDs, 129.3 rtg.)
2004	QB Jake Plummer	Week 17	vs. Indianapolis	(17-30, 58.2%, 246 yds., 2 TDs, 105.7 rtg.)
2003	RB Clinton Portis	Week 14	vs. Kansas City	(22 att., 218 yds., 9.9 avg., 5 TDs / 2 rec., 36 yds., 18.0 avg.)
2003	TE Shannon Sharpe	Week 11	vs. San Diego	(7 rec., 101 yds., 14.4 avg., 3 TDs)
2003	QB Jake Plummer	Week 3	vs. Oakland	(14-21, 66.7%, 197 yds., 2 TDs, 128.5 rtg.)
2002	TE Shannon Sharpe	Week 7	at Kansas City	(12 rec., 214 yds.*, 17.8 avg., 2 TDs; **NFL TE rec.*)
2001	QB Brian Griese	Week 1	vs. N.Y. Giants	(21-29, 72.4%, 330 yds., 3 TDs, 144.3 rtg.)
2000	RB Mike Anderson	Week 14	at New Orleans	(37 att., 251 yds.*, 6.8 avg., 4 TDs; **NFL rookie rec.)*
2000	RB Mike Anderson	Week 13	at Seattle	(30 att., 195 yds., 6.5 avg., 2 TDs / 2 rec., 14 yds.)
1999	RB Olandis Gary	Week 15	vs. Seattle	(22 att., 183 yds., 8.3 avg., / 2 rec., 16 yds.)
1999	QB Brian Griese	Week 6	vs. Green Bay	(19-31, 61.3%, 363 yds., 2 TDs, 1 INT, 110.0 rtg.)
1998	RB Terrell Davis	Week 17	vs. Seattle	(29 att., 178 yds., 6.1 avg. / 2 rec., 17 yds., 1 TD)

BRONCOS ALL-TIME NFL HONORS, CONT.

1998	QB John Elway	Week 14	vs. Kansas City	(22-32, 68.8%, 400 yds., 2 TDs, 1 INT, 119.3 rtg.)
1998	RB Terrell Davis	Week 8	vs. Jacksonville	(31 att., 136 yds., 4.4 avg., 3 TDs / 5 rec., 76 yds.)
1998	RB Terrell Davis	Week 5	vs. Philadelphia	(20 att., 168 yds., 8.4 avg., 2 TDs)
1998	RB Terrell Davis	Week 2	vs. Dallas	(23 att., 191 yds., 8.3 avg., 3 TDs)
1997	QB John Elway	Week 10	vs. Seattle	(19-30, 63.3%, 252 yds., 2 TDs, 112.1 rtg.)
1997	RB Terrell Davis	Week 4	vs. Cincinnati	(27 att., 215 yds., 8.0 avg., 1 TD / 2 rec., 13 yds.)
1996	RB Terrell Davis	Week 12	at New England	(32 att., 154 yds., 4.8 avg., 2 TDs / 4 rec., 56 yds., 1 TD)
1996	RB Terrell Davis	Week 8	vs. Baltimore	(28 att., 194 yds., 6.9 avg., 2 TDs / 3 rec. 19 yds.)
1995	QB John Elway	Week 17	at Oakland	(24-41, 58.5%, 320 yds., 2 TDs, 1 INT, 89.5 rtg.)
1995	WR Anthony Miller	Week 7	vs. Oakland	(7 rec., 149 yds., 21.3 avg., 2 TDs)
1995	QB John Elway	Week 3	vs. Washington	(30-47, 63.8%, 327 yds., 2 TDs, 98.4 rtg.)
1994	QB John Elway	Week 9	vs. Cleveland	(30-41, 73.2%, 349 yds., 2 TDs, 114.8 rtg.)
1993	TE Shannon Sharpe	Week 15	vs. Kansas City	(10 rec., 65 yds., 6.5 avg., 3 TDs)
1993	QB John Elway	Week 12	vs. Pittsburgh	(18-25, 72%, 276 yds., 1 TD, 121.4 rtg.)
1993	QB John Elway	Week 10	at Cleveland	(17-23, 73.9%, 244 yds., 3 TDs, 147.5 rtg.)
1992	QB John Elway	Week 5	vs. Kansas City	(23-38, 60.5%, 311 yds., 2 TDs, 104.2 rtg.)
1992	QB John Elway	Week 1	vs. L.A. Raiders	(10-24, 41.7%, 171 yds., 1 INT, 49.1 rtg.)
1991	RB Gaston Green	Week 5	at Minnesota	(26 att., 158 yds., 6.1 avg. / 1 rec., 9 yds.)
1989	WR Vance Johnson	Week 12	vs. Seattle	(6 rec., 154 yds., 25.7 avg., 2 TDs)
1989	QB John Elway	Week 7	at Seattle	(18-35, 51.4%, 344 yds., 2 TDs, 104.9 rtg.)
1988	QB John Elway	Week 13	vs. L.A. Rams	(21-36, 58.3%, 272 yds., 3 TDs, 1 INT, 98.4 rtg.)
1988	RB Tony Dorsett	Week 2	vs. San Diego	(23 att., 113 yds., 4.9 avg., 1 TD)
1987	RB Joe Dudek	Week 5	vs. L.A. Raiders	(23 att., 128 yds., 5.6 avg., 2 TDs)
1987	QB John Elway	Week 1	vs. Seattle	(22-32, 68.8%, 338 yds., 4 TDs, 1 INT, 129.9 rtg.)
1986	QB John Elway	Week 13	vs. Cincinnati	(22-34, 64.7%, 228 yds., 3 TDs, 113.4 rtg.)
1986	QB John Elway	Week 8	vs. Seattle	(18-32, 56.3%, 321 yds., 1 TD, 1 INT, 88.2 rtg.)
1984	QB John Elway	Week 10	vs. New England	(26-40, 65%, 315 yds., 3 TDs, 1 INT, 103.6 rtg.)
1984	QB Gary Kubiak	Week 9	at L.A. Raiders	(21-34, 61.8%, 206 yds., 1 TD, 88.6 rtg.)

AFC DEFENSIVE PLAYER OF THE WEEK

(21 Total Winners—Award Initiated by NFL in 1984)

2009	CB Champ Bailey	Week 4	vs. Dallas	(8 tackles, all solo, 1 INT, 3 yds., 4 PD)
2007	DE Elvis Dumervil	Week 14	vs. Kansas City	(5 tackles, all solo, 3 sacks, -15 yds., 1 FF)
2005	S John Lynch	Week 17	at San Diego	(7 tackles, inc. 5 solo, 2 sacks, -12 yds., 2 FF)
2005	LB Al Wilson	Week 4	at Jacksonville	(6 tackles, inc. 4 solo, 1 sack, -2 yds., 2 FF)
2004	LB D.J. Williams	Week 16	at Tennessee	(7 tackles, incl. 5 solo, 1 INT, 10 yds., 3 PD)
2001	CB Denard Walker	Week 7	vs. New England	(6 tackles, incl. 5 solo, 2 INT, 39 yds., 1 TD)
2001	CB Deltha O'Neal	Week 4	vs. Kansas City	(2 tackles, both solo, 4 INT*, 69 yds., 2 PD; **tied NFL rec.*)
2000	CB Terrell Buckley	Week 6	at San Diego	(2 tackles, both solo, 2 INT, 64 yds., 2 PD)
1999	LB Glenn Cadrez	Week 11	vs. Oakland	(11 tackles, incl. 8 solo, 3 sacks, -16 yds.)
1998	CB Darrien Gordon	Week 13	at San Diego	(4 tackles, incl. 3 solo, 2 INT, 34 yds., 1 FR)
1998	CB Ray Crockett	Week 3	at Oakland	(5 tackles, all solo, 2 INT, 105 yds., 80-yd. TD, 2 PD)
1997	LB John Mobley	Week 6	vs. New England	(15 tackles, incl. 12 solo, 1 INT, 13 yds., 1 TD, 1 FR)
1996	DE Alfred Williams	Week 3	vs. Tampa Bay	(3 tackles, all solo, 2 sacks, -14 yds., 2 FF, 1 FR)
1991	S Steve Atwater	Week 3	vs. Seattle	(7 tackles, incl. 6 solo, 1 INT, 1 yd., 1 FR)
1989	NT Greg Kragen	Week 10	at Kansas City	(6 tackles, incl. 5 solo, 1 sack, -9 yds., 1 FF)
1987	LB Karl Mecklenburg	Week 13	vs. New England	(8 tackles, incl. 7 solo, 2 INT, 25 yds.)
1986	CB Mike Harden	Week 9	at L.A. Raiders	(5 tackles, incl. 4 solo, 2 INT, 64 yds., 40-yd. TD, 3 PD)
1986	LB Karl Mecklenburg	Week 4	vs. New England	(11 tackles, incl. 9 solo, 2 sacks, -23 yds.)
1985	LB Karl Mecklenburg	Week 13	at Pittsburgh	(6 tackles, all solo, 4 sacks, -18 yds.)
1985	CB Louis Wright	Week 11	vs. San Diego	(3 tackles, all solo, 1 INT, 16 yds., 60-yd. blocked FG ret. TD in OT)
1984	S Steve Foley	Week 7	vs. Green Bay	(8 tackles, incl. 5 solo, 1 INT, 20 yds., 22-yd. FR for TD)

AFC SPECIAL TEAMS PLAYER OF THE WEEK

(20 Total Winners—Award Initiated by NFL in 1993)

2009	K Matt Prater	Week 12	vs. N.Y. Giants	(4-4 FGs, 26/32/47/24, 2-2 PAT, 14 pts., 5 KO for touchback)
2009	PR/KR Eddie Royal	Week 6	at San Diego	(3 PR, 77 yds., 25.7 avg., 1 TD, 5 KOR, 158 yds., 31.6 avg., 1 TD)
2008	K Matt Prater	Week 5	vs. Tampa Bay	(3-3 FGs, 55/40/27, 1-1 PAT, 10 pts., 4 KO for touchback)
2007	PR Glenn Martinez	Week 11	vs. Tennessee	(2 PR, 80 yds., 40.0 avg., 80-yd. PR for a TD)
2007	K Jason Elam	Week 2	vs. Oakland	(3-4 FGs, 23/20/23, 2-2 PAT, 11 pts.; *game-winner in OT*)
2005	P Todd Sauerbrun	Week 6	vs. New England	(7 punts, 366 yds., 52.3 avg., 46.9 net., 2 IN20, 66LG)
2004	K Jason Elam	Week 4	at Tampa Bay	(3-3 FGs, 49/50/23, 1-1 PAT, 10 pts.; *game-winner*)
2004	P/K Micah Knorr	Week 1	vs. Kansas City	(2 punts, 113 yds., 56.5 avg., 43.3 net., 1 IN20, 66LG, 6 KO for touchback)
2003	K Jason Elam	Week 15	vs. Cleveland	(3-3 FGs, 51/36/25, 2-2 PATs, 11 pts.; *game-winner in OT*)
2001	P Tom Rouen	Week 9	vs. San Diego	(6 punts, 319 yds., 53.2 avg., 52.3 net., 5 IN20, 62LG)
2000	LB Ian Gold	Week 11	vs. Oakland	(blocked a punt and returned it 12 yds. for a TD, 2 tackles)
1999	K Jason Elam	Week 9	at San Diego	(4-4 FGs, 24/41/44/55, 3-3 PATs, 15 pts.)
1998	KR Vaughn Hebron	Week 16	at Miami	(4 KOR, 158 yds., 39.5 avg., 95-yd. KOR for a TD)
1998	KR Vaughn Hebron	Week 9	at Cincinnati	(6 KOR, 161 yds., 26.8 avg., blocked a punt)
1998	K Jason Elam	Week 8	vs. Jacksonville	(3-3 FGs, 31/32/63*, 4-4 PATs, 13 pts.; **NFL rec.*)
1997	PR Darrien Gordon	Week 11	vs. Carolina	(5 PR, 168 yds., 33.6 avg., 2 PR TDs* in 1st qtr.; **tied NFL rec.*)
1995	KR Glyn Milburn	Week 15	vs. Seattle	(404 total yds.*, 131 rush., 45 rec., 95 PR, 133 KOR; **NFL rec.*)
1995	KR Glyn Milburn	Week 12	vs. San Diego	(2 PR, 20 yds., 10.0 avg., 4 KOR, 177 yds., 44.3 avg.)
1994	DE Shane Dronett	Week 14	at Kansas City	(Blocked 37-yd. FG attempt with :02 remaining to forced OT)
1993	RB Reggie Rivers	Week 15	vs. Kansas City	(1 tackle, blocked a punt to set up go-ahead TD in 4th)

RETIRED JERSEY NUMBERS

The Denver Broncos have retired three jersey numbers in their 51-year history: the No. 7 worn by quarterback John Elway (1983-98), the No. 18 worn by quarterback Frank Tripucka (1960-63) and the No. 44 worn by running back Floyd Little (1967-75). The most recent addition was Elway's, retired on Sept. 13, 1999, in a ceremony at halftime of the Broncos' season-opening game vs. Miami.


John Elway

7

John Elway, who wore number 7 from 1983-98, led the Broncos to five Super Bowl appearances and two World Championships and retired ranked second in nearly every all-time NFL passing category. Inducted into the Pro Football Hall of Fame in 2004, he passed for 51,475 yards and 300 touchdowns in his 16-year career and retired as the all-time winningest starting quarterback in NFL history with a career mark of 148-82-1 (.643). Elway was named Most Valuable Player of Super Bowl XXXIII, leading Denver to its second consecutive World Championship with a 34-19 defeat of the Atlanta Falcons, becoming the first player in NFL history to close his career by earning Super Bowl MVP honors in his final game. His image was forged early in his career as he developed a reputation for leading the Broncos to victory against seemingly insurmountable odds. Elway directed the Broncos on an NFL-record 47 fourth-quarter or overtime, game-winning or game-saving drives in his legendary career. Elway was inducted into the Denver Broncos' Ring of Fame in 1999—the first inductee for whom the customary five-year waiting period was waived. *The only other players to wear No. 7 in franchise history were quarterbacks Mickey Slaughter (1963-66) and Craig Morton (1977-82).*


Frank Tripucka

18

Frank Tripucka, who wore number 18 from 1960-63, was Denver's first quarterback and helped lay the foundation for the club's future success. One of the original Broncos, Tripucka played in the American Football League All-Star Game in 1962 and passed for 7,676 yards in his Denver career. His best statistical season came in 1960 when he completed 248-of-478 passes (51.9%) for 3,038 yards with 24 touchdowns. Tripucka's career passing total still ranks sixth in franchise history, and his single-game record of 447 yards at Buffalo on Sept. 15, 1962, remained the franchise record until broken in 2000. He ranks sixth in completions (662) and fifth in attempts (1,277) as well as seventh in touchdown passes (51) in club history while also guiding Denver to its first .500 season with a 7-7 mark in 1962. Tripucka was inducted into the Broncos' Ring of Fame in 1986. *Tripucka is the only player in Broncos history to wear No. 18.*

Floyd Little

44

Floyd Little, who wore number 44 from 1967-75 with the Denver Broncos as well as during his legendary college career at Syracuse, retired as the Broncos' all-time career leader in rushing yards (6,323) and total touchdowns (54). He held both marks until 1998 when they were eclipsed by Terrell Davis, and he was the club's all-time leader in career combined yardage (12,173) until he was passed by Rod Smith in 2006. Inducted into the Pro Football Hall of Fame in 2010, Little was All-AFL in 1969, played in two AFL All-Star Games (1968, '69) and was named to three Pro Bowls (1970-71, '73). When Little retired, he ranked seventh in NFL history in career rushing yards. He joined the Broncos in 1967 as the club's No. 1 draft choice, becoming the first No. 1 pick to sign with the team in its eight-year history. During his career, Little helped the Broncos to their first winning seasons in 1973 and '74 with back-to-back 7-5-2 and 7-6-1 marks, and he retired in 1975 with Denver just two years away from its first Super Bowl appearance. He was inducted into the club's Ring of Fame as part of its inaugural class in 1984. *The only other players to wear No. 44 in franchise history were defensive back Miller Farr in 1965 and halfback Bruce Starling in 1963.*

Broncos in the Pro Football Hall of Fame

John Elway, QB — Inducted: 2004

Full Bio appears on p. 560

Quarterback **John Elway** was the Broncos' first inductee into the Pro Football Hall of Fame to have spent his entire career with the club, playing a franchise-record 16 seasons (1983-1998). Elected on Jan. 31, 2004, and inducted on Aug. 8, 2004, as a "first-ballot" Hall of Famer, Elway is arguably the best quarterback to have played the game.

A nine-time Pro Bowl choice with the second-most wins (148) among quarterbacks in NFL history, Elway capped his career with back-to-back Super Bowl wins and started in an NFL quarterback-record five Super Bowl games. Elway, who ranks third in NFL history in career passing yards (51,475) and fifth in touchdown passes (300), holds an NFL-record 47 fourth-quarter or overtime game-winning or game-tying drives.

Gary Zimmerman, T — Inducted: 2008

Full Bio appears on p. 582

Tackle **Gary Zimmerman** was the second Pro Football Hall of Fame inductee to have spent a primary portion of his career with the Denver Broncos. Elected on Feb. 2, 2008, and inducted on Aug. 2, 2008, Zimmerman played five seasons in Denver from 1993-97, helping the Broncos win Super Bowl XXXII during the 1997 campaign for the club's first-ever World Championship. One of a handful of players named to two NFL All-Decade Teams (1980s and '90s) and a seven-time Pro Bowl selection who started all 184 career games played, Zimmerman joined the Broncos in a trade from Minnesota on Aug. 24, 1993, after playing his first seven years with the Vikings.

Zimmerman started all 76 career games played with Denver and earned three Pro Bowl selections (1994-96) as a key component of offenses that led the NFL in total yards twice (1996-97) and recorded three consecutive top-5 league rushing rankings (1995-97).

Floyd Little, RB — Inducted: 2010

Full Bio appears on p. 575

Running Back **Floyd Little**, elected to the Pro Football Hall of Fame on Feb. 6, 2010, and inducted on Aug. 7, 2010, spent all nine of his professional seasons with the Broncos from 1967-75 and ranked seventh on the NFL's all-time rushing list (6,323 yards) and eighth on its all-time combined yards list (12,173 yards) at the time of his retirement. Selected by Denver with the sixth overall pick in the 1967 draft from Syracuse University, Little was the first No. 1 draft choice to sign with the Broncos and made five All-Star appearances (3 Pro Bowls, 2 AFL All-Star) with the team.

A 1984 Broncos Ring of Fame inductee, Little led the Broncos in rushing for a club-record seven consecutive seasons from 1967-73, including 1971 when he captured the NFL's rushing crown with 1,133 yards. His eight years with at least 1,000 combined yards tied for second in league history at the time of his retirement and currently rank second in Broncos annals.

Shannon Sharpe, TE — Inducted: 2011

Full Bio appears on p. 577

Tight end **Shannon Sharpe** became the third former Bronco to be elected to the Pro Football Hall of Fame in three seasons when he was selected on Feb. 5, 2011. Inducted into the Hall of Fame on Aug. 6, Sharpe played 12 seasons for the Broncos (1990-99, 2002-03) and two years with the Ravens (2000-01), winning three Super Bowls and finishing his career as the NFL's all-time leader in receptions (815), receiving yards (10,060) and receiving touchdowns (62) by a tight end.

Selected by Denver in the seventh round of the 1990 NFL Draft, Sharpe set a league record at his position with eight Pro Bowls (7 as a Bronco) and was named to the 1990s NFL All-Decade Team. A four-time first-team Associated Press All-Pro who was inducted into the Broncos Ring of Fame in 2009, Sharpe has participated in more overall wins (137) than any tight end in NFL history and ranks second in team history in receptions (675), receiving yards (8,439) and receiving touchdowns (55).

Other Pro Football Hall of Fame Members with Broncos Ties

- **CB Willie Brown** (Inducted 1984): Played for the Broncos from 1963-66 and was named All-American Football League in 1964 before being traded to Oakland and playing 12 seasons with the Raiders.
- **RB Tony Dorsett** (Inducted 1994): Best known for his brilliant 11-year tenure with the Dallas Cowboys, he ended his playing career in Denver from 1988-89 and finished his career second on the all-time rushing list with 12,739 yards.
- **Fred Gehrke** (Hall of Fame Pioneer Award, 1972): Sixteen-year team employee and Broncos General Manager from 1977-80. As a Los Angeles Rams halfback in 1948, he painted golden rams' horns on his team's helmets and thus started the trend toward today's colorful, uniquely-decorated helmets worn by all NFL teams.
- **Stan Jones** (Inducted 1991): Honored for his 12-year playing career, he coached Denver's defensive line for 18 years (1967-71, '76-88).
- **Doak Walker** (Inducted 1986): Honored for his six-year playing career, he coached Denver's wide receivers in 1966.

DENVER BRONCOS RING OF FAME PROFILES

The Denver Broncos Ring of Fame was created in 1984 by team owner Pat Bowlen to honor former players and administrators who played significant roles in the franchise's history.

The Denver Broncos Ring of Fame roster grew to 22 in 2009 when tight end **Shannon Sharpe** (1990-99, 2002-03) joined the Ring's distinguished membership. Before Sharpe's induction, the most recent additions came in 2007 when running back **Terrell Davis** (1995-2002) was inducted, in 2003 when safety **Steve Atwater** (1989-98) was honored and in 2003 when tackle **Gary Zimmerman** (1993-97) was enshrined.

In 2001, linebacker **Karl Mecklenburg** (1983-94) and safety **Dennis Smith** (1981-94) were named Broncos Ring of Famers. Quarterback **John Elway** (1983-98) was inducted into the Ring of Fame in 1999 in a ceremony held at halftime of the Broncos' season-opening *Monday Night Football* game vs. Miami on Sept. 13, 1999. As testament to the legend he established during his 16-year career, Elway is the only inductee for whom the customary five-year waiting period was waived.

Elway's induction was the first since 1993 when cornerback **Louis Wright** (1975-86) joined the Ring of Fame, a year after linebacker **Tom Jackson** (1973-86) entered the Ring in 1992.

Linebacker **Randy Gradishar** (1974-83) was the only 1989 inductee, following the 1988 inductions of quarterback **Craig Morton** (1977-82), wide receiver **Haven Moses** (1972-81) and kicker **Jim Turner** (1971-79).

Former defensive back **Bill Thompson** (1969-81) was honored in 1987, and three players joined the elite group in 1986: quarterbacks **Frank Tripucka** (1960-63) and **Charley Johnson** (1972-75), and defensive end **Paul Smith** (1968-78).

In 1985, former owner **Gerald H. Phipps** became the first non-player to have his name placed on the Ring.

The Ring of Fame was established in 1984 with an inaugural class of four members: running back **Floyd Little** (1967-75), defensive end **Rich Jackson** (1967-72), wide receiver **Lionel Taylor** (1960-66) and safety **Austin "Goose" Gonsoulin** (1960-66).

The Ring of Fame is displayed on the Level 5 façade of INVESCO Field at Mile High. The following are biographical sketches of each of the 22 Ring of Fame members. *The profiles begin below with Elway's and continue in alphabetical order with Atwater's on page 579.*

JOHN ELWAY

6-3 • 215 • STANFORD

YEAR INDUCTED: 1999

YEARS WITH BRONCOS: 1983-98

QUARTERBACK



CAREER—REGULAR SEASON: John Elway, whose No. 7 jersey was retired on Sept. 13, 1999, in a ceremony at halftime of the Broncos' season opener vs. Miami, capped his brilliant career in 1998 by winning Most Valuable Player honors in Super Bowl XXXIII, leading the Denver Broncos to their second consecutive World Championship. Following his playing career, Elway was inducted into the Pro Football Hall of Fame on Aug. 8, 2004, in a ceremony held at Fawcett Stadium in Canton, Ohio. He wrapped up his stellar career by posting the highest quarterback rating of his career (93.0) in his final campaign. At the close of the 1998 season, Elway ranked second among active NFL players for number of appearances with one team (234) and retired having played in and started more games (231) in more seasons (16) than any player in Denver Broncos history. Elway, who retired as the NFL's all-time winningest starting quarterback (148-82-1; .643) and currently trails only Brett Favre in career victories, was voted to a franchise-record nine Pro Bowl appearances (1986 season, '87, '89, '91, '93, '94, '96, '97 and '98)—tied for the most ever by a quarterback (Favre, Dan Marino, Warren Moon)—and as a starter six times ('87, '89, '93, '96, '97 and '98). He was the NFL's Most Valuable Player in 1987 and AFC Player of the Year in 1993, and he was named AFC Offensive Player of the Week 15 times and AFC Offensive Player of the Month twice. Elway was named the Edge NFL Man of the Year for 1992 and was inducted into the Colorado Sports Hall of Fame in 1999 while also being named to the NFL's All-Decade team for the 1990s (first team). He ranks third behind Favre and Marino in most major NFL career passing categories, including passing yards (51,475), attempts (7,250) and total offense (54,882). He also figures fourth in NFL history in completions with 4,123, fifth in total touchdowns with 334 (300 passing/33 rushing/1 receiving), fifth in passing touchdowns with 300, second among NFL quarterbacks in career rushing attempts (774) and sixth at his position in rushing yards (3,407). Elway is the only player in NFL history to pass for more than 3,000 yards and rush for more than 200 yards in the same season for seven consecutive years (1985-91). He generated 4,771 of the 5,806 points (82.2%) scored by the Broncos during his 16-year tenure with the club. Elway ranks No. 1 in NFL history in fourth-quarter, game-winning or game-saving drives with 47 (46-0-1 record) and had 36 career 300-yard passing games in the regular season, third among active quarterbacks at the time of his retirement (Marino, Moon). He also caught three passes in regular-season play for 61 yards, including a touchdown of 23 yards from Steve Sewell in 1986. In 1997, Elway broke his franchise record for consecutive passes without an interception with the streak reaching 189 attempts. For his career, Elway had 19 games in which he completed 70 percent or more of his passes (min. 20 att.) and fashioned a 17-2 record in those games. He started 2,595 drives as a pro and was replaced just 10 times due to injury (.039%).

CAREER—POSTSEASON: Elway played in a franchise-record 22 postseason games (including five Super Bowls) with 21 starts and produced a 14-7 record (9-2 at home, 3-2 on the road and 2-3 at neutral sites). He is the only quarterback ever to start in five Super Bowls and has the NFL's all-time best record as a starting quarterback in Conference Championship Games at 5-1. The other quarterbacks with four Super Bowl starts are Tom Brady, Jim Kelly, Joe Montana, Terry Bradshaw and Roger Staubach. Elway owns or shares 18 Broncos postseason records, including most passing yards, most touchdown passes and most total offense (combined rushing and passing yards). He completed 355-of-651 passes (54.5%) for 4,964 yards with 27 touchdowns and 21 interceptions. He also rushed 94 times for 461 yards (4.9 avg.) with six touchdowns and caught one pass for 23 yards in postseason play. Elway ranks third in NFL postseason history in passing yardage (trailing only Montana-5,772 and Brett Favre-5,311), fourth in pass attempts (Montana-734, Favre-721, Marino-687), fifth in completions (Montana-460, Favre-438, Marino-385, Brady-372) and fifth in passing touchdowns (Montana-45, Favre-39, Marino-32, Bradshaw-30). In Super Bowl play, Elway ranks second in pass attempts (152), fifth in completions (76), third in passing yards (1,128) and tied for second in rushing touchdowns (4) with Franco Harris and Thurman Thomas (Emmitt Smith has 5). Six of Elway's NFL-record 47 fourth-quarter, game-winning or game-saving drives came in the postseason.

COLLEGE: Elway concluded his college career at Stanford University with five major NCAA Division I-A records and nine major Pacific-10 Conference marks. He completed 62.1 percent of his career passes (774-of-1,243, both NCAA highs) for 9,349 yards with 77 touchdowns while setting an NCAA record for the lowest percentage of passes intercepted in a career (3.13 percent). As a senior, Elway was a consensus All-American and finished second in Heisman Trophy balloting while setting virtually every Pac-10 and Stanford career record for total offense and passing. A two-sport star, he played baseball for the New York Yankees' Oneonta (N.Y.) single-A farm club in 1982, hitting for a .318 average and posting a team-high 25 RBI in 42 games. Elway, who batted left-handed and threw right-handed, was the Yankees' first selection in the 1981 summer draft (June 8). He hit .349 with nine homers and 50 RBI in 49 games in his final college baseball season as a sophomore. Elway earned a bachelor's degree in economics from Stanford.

PERSONAL: Elway currently serves as Executive Vice President of Football Operations for the Denver Broncos, being named to that position on Jan. 5, 2011... He officially announced his retirement as a player from the Broncos on May 2, 1999, in a press conference at the Inverness Hotel and Golf Club in suburban Denver. He has worked as President and Chief Executive Officer of the Colorado Crush of the Arena Football League, a franchise that he co-owned with Pat Bowlen and Stan Kroenke. The team was formed in June 2002 and began play in 2003. On June 12, 2005, the Crush defeated the Georgia Force 51-48 to capture ArenaBowl XIX. In addition to the considerable time he has spent on the football field and with his various business endeavors, John has poured a great deal of energy into The Elway Foundation—an organization that contributes funds and resources to the prevention and treatment of child abuse. He owned and operated seven automobile franchises in the Denver area until selling them in late 1997 and was associated with 17 John Elway AutoNation dealerships in the Denver area. A native of Port Angeles, Wash., Elway was the most highly recruited prep athlete in the nation in 1979 and was listed on *Parade*, *Scholastic Coach*, *Football News* and National Coaches Association All-America teams. He had an unparalleled football and baseball career at Granada Hills High School, where he completed 129-of-200 passes for 1,837 yards with 19 touchdowns as a senior while leading the baseball team to the Los Angeles City championship with a .491 batting average and a 4-2 pitching record. He completed 60 percent of his high school passes for 5,711 yards and 49 touchdowns. The football field at Granada Hills High School was re-named in Elway's honor in a ceremony on June 5, 1998. The Kansas City Royals selected him in the 18th round of the 1979 summer draft (June 5) although he already had signed a national letter of intent with Stanford. John's late father, Jack, coached his son in the East–West Shrine contest in which John earned Offensive MVP laurels. Jack, who passed away in 2001, retired from the Broncos in 2000 after seven years with the club, the last five as the Director of Pro Scouting. John is married (Paige) and has four children: daughters Jessica Gwen (25), Jordan Marie (23) and Juliana (19), and a son, Jack (21).

ELWAY'S REGULAR SEASON RECORD

				PASSING											
Year	Club	G	S	Att.	Comp.	Pct.	Yds.	TD	%	Int.	%	LG	Sack	Yds.	Rtg.
1983	Denver	11	10	259	123	47.5	1,663	7	2.7	14	5.4	49t	28	218	54.9
1984	Denver	15	14	380	214	56.3	2,598	18	4.7	15	3.9	73	24	158	76.8
1985	Denver	16	16	605	327	54.0	3,891	22	3.6	23	3.8	65t	38	307	70.0
1986	Denver	16	16	504	280	55.6	3,485	19	3.8	13	2.6	53	32	233	79.0
1987	Denver	12	12	410	224	54.6	3,198	19	4.6	12	2.9	72t	20	138	83.4
1988	Denver	15	15	496	274	55.2	3,309	17	3.4	19	3.8	86	30	237	71.3
1989	Denver	15	15	416	223	53.6	3,051	18	4.3	18	4.3	69	35	298	73.7
1990	Denver	16	16	502	294	58.6	3,526	15	3.0	14	2.9	66	43	311	78.5
1991	Denver	16	16	451	242	53.7	3,253	13	2.9	12	2.7	71	45	305	68.3
1992	Denver	12	12	316	174	55.1	2,242	10	3.2	17	5.4	80t	36	272	65.7
1993	Denver	16	16	551	348	63.2	4,030	25	4.5	10	1.8	63	39	293	92.8
1994	Denver	14	14	494	307	62.1	3,490	16	3.2	10	2.0	63	46	303	85.7
1995	Denver	16	16	542	316	58.3	3,970	26	4.8	14	2.6	62t	22	180	86.3
1996	Denver	15	15	466	287	61.6	3,328	26	5.6	14	3.0	51	26	194	89.2
1997	Denver	16	16	502	280	55.8	3,635	27	5.4	11	2.2	78	34	203	87.5
1998	Denver	13	12	356	210	59.0	2,806	22	6.2	10	2.8	58	18	135	93.0
CAREER TOTALS		**234**	**231**	**7,250**	**4,123**	**56.9**	**51,475**	**300**	**4.1**	**226**	**3.1**	**86**	**516**	**3,785**	**79.8**

		RUSHING					SCORING					
Year	Club	Att.	Yds.	Avg.	LG	TD	TD	TDr	TDp	TDrt	2pt.	Pts.
1983	Denver	28	146	5.2	23	1	1	1	0	0	—	6
1984	Denver	56	237	4.2	21	1	1	1	0	0	—	6
1985	Denver	51	253	5.1	22	0	0	0	0	0	—	0
1986	Denver	52	257	4.9	24	1	2	1	1	0	—	12
1987	Denver	66	304	4.6	29	4	4	4	0	0	—	24
1988	Denver	54	234	4.3	26	1	1	1	0	0	—	6
1989	Denver	48	244	5.1	31	3	3	3	0	0	—	18
1990	Denver	50	258	5.2	21	3	3	3	0	0	—	18
1991	Denver	55	255	4.6	17t	6	6	6	0	0	—	36
1992	Denver	34	94	2.8	9	2	2	2	0	0	—	12
1993	Denver	44	153	3.5	18	0	0	0	0	0	—	0
1994	Denver	58	235	4.1	22	4	4	4	0	0	0	24
1995	Denver	41	176	4.3	25	1	1	1	0	0	1	8
1996	Denver	50	249	5.0	22	4	4	4	0	0	0	24
1997	Denver	50	218	4.4	23	1	1	1	0	0	0	6
1998	Denver	37	94	2.5	16	1	1	1	0	0	0	6
CAREER TOTALS		**774**	**3,407**	**4.4**	**31**	**33**	**34**	**33**	**1**	**0**	**1**	**206**

Elway's Postseason Record

							PASSING								
Year	Club	G	S	Att.	Comp.	Pct.	Yds.	TD	%	Int.	%	LG	Sack	Yds.	Rtg.
1983	Denver	1	0	15	10	66.7	123	0	0.0	1	6.7	31	0	0	63.9
1984	Denver	1	1	37	19	51.3	184	2	5.4	2	5.4	21	4	37	77.7
1986	Denver	3	3	107	57	53.3	805	3	2.8	4	3.7	54	6	49	64.9
1987	Denver	3	3	89	42	47.2	797	6	6.7	5	5.6	80t	8	79	77.7
1989	Denver	3	3	82	42	51.2	732	4	4.9	3	3.7	70t	6	51	82.8
1991	Denver	2	2	54	30	55.6	378	1	1.9	2	3.7	44	3	24	68.5
1993	Denver	1	1	47	29	61.7	302	3	6.4	1	2.1	25	1	5	99.3
1996	Denver	1	1	38	25	65.8	226	2	5.3	0	0.0	18t	1	1	99.2
1997	Denver	4	4	96	56	58.3	726	3	3.1	2	2.1	43t	6	44	89.9
1998	Denver	3	3	86	45	52.3	691	3	3.5	1	1.2	80t	4	28	85.9
CAREER TOTALS		**22**	**21**	**651**	**355**	**54.5**	**4,964**	**27**	**4.1**	**21**	**3.2**	**80t**	**39**	**318**	**79.7**

		RUSHING					SCORING					
Year	Club	Att.	Yds.	Avg.	LG	TD	TD	TDr	TDp	TDrt	2pt.	Pts.
1983	Denver	3	16	5.3	11	0	0	0	0	0	—	0
1984	Denver	4	16	4.0	13	0	0	0	0	0	—	0
1986	Denver	15	101	6.7	34	2	2	2	0	0	—	12
1987	Denver	18	76	4.2	21	1	1	1	0	0	—	6
1989	Denver	16	91	5.7	32	1	1	1	0	0	—	6
1991	Denver	10	49	4.9	15	0	0	0	0	0	—	0
1993	Denver	5	23	4.6	6	0	0	0	0	0	—	0
1996	Denver	5	30	6.0	19	0	0	0	0	0	0	0
1997	Denver	9	25	2.8	10	1	1	1	0	0	0	6
1998	Denver	9	34	3.8	11	1	1	1	0	0	0	6
CAREER TOTALS		**94**	**461**	**4.9**	**34**	**6**	**6**	**6**	**0**	**0**	**0**	**36**

ADDITIONAL STATISTICS: *Fumbled six times and recovered three fumbles for minus one yard in 1983; fumbled 14 times and recovered seven fumbles, 1984; fumbled seven times and recovered three fumbles, 1985; fumbled seven times and recovered one fumble for minus four yards, caught one pass for 23 yards and a touchdown, 1986; fumbled twice, punted once for 31 yards, 1987; fumbled seven times, recovered five fumbles, punted three times for 117 yards, 1988; fumbled nine times, recovered two fumbles, and punted once for 34 yards; fumbled eight times, recovered one fumble, punted once for 37 yards, 1990; fumbled 11 times, recovered two fumbles, and caught a 24-yard pass, 1991; fumbled 12 times, recovered one fumble, 1992; fumbled 13 times, recovered nine fumbles for minus three yards, 1993; fumbled 11 times, recovered two for minus five yards, 1994; fumbled nine times, recovered one fumble, 1995; fumbled six times, recovered two fumbles, 1996; fumbled nine times, 1997; fumbled seven times, recovered two fumbles and caught one pass for 14 yards (from Rod Smith), 1998. Receiving Totals: 3-61 (20.3), with a long of 24.*

Elway's Single-Game Highs

(Postseason in Parentheses)

Pass attempts — 59 at Green Bay, 10/10/93 (47 at L.A. Raiders, 1/9/94). **Pass completions** — 36 vs. San Diego, 9/4/94 (29 at L.A. Raiders, 1/9/94). **Yards passing** — 432 at Seattle, 12/20/85 (385 vs. Cleveland, 1/14/90). **Completion percentage** — .916 (11 of 12) at L.A. Raiders (.667 vs. Jacksonville [16 of 24], 12/27/97 and at Seattle [10 of 15], 12/24/83). **Touchdown passes** — 5 vs. Minnesota, 11/18/84 (3 at L.A. Raiders, 1/9/94, vs. Cleveland, 1/14/90 and vs. Cleveland, 1/17/88). **Interceptions** — 5 vs. Kansas City 12/14/85 (3 vs. Washington, 1/31/88). **Longest pass completion** — 80t to Marshall vs. N.Y. Jets, 11/8/92 (80t to R. Smith vs. Atlanta, 1/31/99 and to M. Jackson vs. Cleveland, 1/17/88). **Rushing attempts** — 11 vs. Kansas City, 12/18/87 (11 vs. Cleveland, 1/17/88). **Rushing yards** — 70 at Oakland, 11/4/96 (56 at Cleveland, 1/11/86). **Rushing touchdowns** — 2 vs. Detroit, 11/1/87 and Cincinnati, 9/1/91 (1, six times). **Longest run** — 31 at Buffalo, 9/18/89 (34 at Cleveland, 1/11/87). **Combined rushing and passing yards** — 432 (0 rush, 432 pass) at Seattle, 12/20/85 (424 [39 rush, 385 pass] vs. Cleveland, 1/14/90).

John Elway's 300-Yard Passing Games (40; Includes 4 Postseason)

(Denver victories asterisked)

Opponent (Date)	Att.	Comp.	Yds.	Pct.	TD	INT	S/Yds.	Att.	Yds.	Avg.	LG	TD	Notes
vs Baltimore* (12/11/83)	44	23	345	.523	3	0	5/38	2	23	7.7	14	0	
vs New England* (11/4/84)	40	26	315	.650	3	1	3/24	4	3	0.8	4	0	
vs New Orleans* (9/15/85)	43	28	353	.651	4	1	3/26	3	2	0.7	4	0	
vs Kansas City* (12/14/85)	37	22	301	.595	1	5	0/0	6	4	0.7	3	0	
at Seattle* (12/20/85)	42	24	432	.571	1	0	5/47	0	0	0.0	0	0	
vs Seattle* (10/26/86)	32	18	321	.563	1	1	0/0	7	-6	-0.9	7	0	
at NY Giants (11/26/86)	47	29	336	.617	0	2	2/11	8	51	6.4	13	0	
vs NY Giants (1/25/87)	37	22	304	.595	1	1	3/26	6	27	4.5	10	1	*Super Bowl XXI*
vs Seattle* (9/13/87)	32	22	338	.688	4	1	0/0	4	16	4.0	7	0	
vs Chicago* (11/16/87)	40	21	341	.525	3	2	0/0	5	35	7.0	19	0	
at San Diego* (11/29/87)	32	21	347	.656	3	1	0/0	6	40	6.7	29	0	
at Seattle (12/13/87)	42	21	335	.500	1	2	4/20	3	12	4.0	5	0	
at LA Raiders (12/4/88)	49	29	324	.592	2	3	3/27	2	13	6.5	7	0	
at Seattle* (10/22/89)	35	18	344	.514	2	0	4/28	3	3	1.0	3	0	
vs. Cleveland* (1/14/90)	36	20	385	.556	3	0	1/8	5	39	7.8	25	0	*AFC Championship*
at Indianapolis* (10/21/90)	30	21	317	.700	2	0	3/24	3	3	1.0	5	0	
at Kansas City (12/9/90)	36	24	328	.667	2	1	5/28	1	12	12.0	12	0	
at Houston (10/6/91)	42	24	301	.571	2	1	5/54	1	10	10.0	10	0	
vs. Kansas City* (10/4/92)	38	23	311	.605	2	0	5/32	4	8	2.0	6	0	
at Kansas City (9/20/93)	45	28	300	.622	1	1	0/0	1	0	0.0	0	0	
at Green Bay (10/10/93)	59	33	367	.559	1	1	4/34	5	27	5.4	11	0	
at LA Raiders (1/2/94)	36	25	361	.694	3	0	0/0	2	21	10.5	18	0	
at LA Raiders (1/9/94)	47	29	302	.617	3	1	1/5	5	23	4.6	6	0	*AFC Wild Card*
vs. San Diego (9/4/94)	46	36	371	.783	3	2	4/30	1	1	1.0	1	0	
at N.Y. Jets (9/11/94)	42	29	319	.690	1	1	1/3	1	2	2.0	2	0	
vs. Cleveland* (10/30/94)	41	30	349	.732	2	0	1/6	2	14	7.0	12	0	
vs. Atlanta* (11/20/94)	42	27	382	.643	2	1	5/46	6	17	2.8	11	1	
vs. Buffalo* (9/3/95)	41	22	317	.537	0	1	2/18	4	29	7.3	15	0	
vs. Washington* (9/17/95)	47	30	327	.638	2	0	1/9	6	22	3.7	11	0	
vs. Oakland* (10/16/95)	46	23	324	.500	2	0	2/20	3	29	9.7	14	0	
at Houston (11/26/95)	41	27	332	.659	2	2	0/0	0	0	0.0	0	0	
at Oakland* (12/24/95)	41	24	320	.585	2	1	2/13	4	10	2.5	4	0	
at Cincinnati* (9/29/96)	37	23	335	.626	2	1	5/47	2	-1	-0.5	-1	0	
vs. San Diego* (10/6/96)	41	32	323	.780	4	1	1/11	8	37	4.6	14	0	
vs. Baltimore* (10/20/96)	39	25	326	.641	3	1	0/0	2	1	5.5	9t	1	
at Minnesota* (11/24/96)	36	27	334	.750	2	1	3/25	2	8	4.0	8	0	
at Oakland (10/19/97)	46	26	309	.565	1	0	3/15	5	48	9.6	16	0	
vs. Kansas City* (12/6/98)	32	22	400	.688	2	1	2/17	4	5	1.3	8	0	
vs. Seattle* (12/27/98)	36	26	338	.722	4	0	2/22	4	8	2.0	11	0	
vs. Atlanta* (1/31/99)	29	18	336	.621	1	1	0/0	3	2	0.7	3t	1	*Super Bowl XXXIII*

John Elway Postseason Game-by-Game

(Denver victories asterisked)

Opponent (Date)	S/P	Att.	Comp.	Yds.	Pct.	TD	INT	S/Yds.	Att.	Yds.	Avg.	LG	TD	Notes
at Seattle (12/24/83)	P	15	10	123	.667	0	1	0/0	3	16	5.3	11	0	*AFC Wild Card*
vs Pittsburgh (12/30/84)	S	37	19	184	.513	2	2	4/37	4	16	4.0	13	0	*AFC Div. Playoff*
vs New Eng.* (1/4/87)	S	32	13	257	.406	1	2	1/4	5	18	3.6	22	1	*AFC Div. Playoff*
at Cleveland* (1/11/87)	S	38	22	244	.579	1	1	2/19	4	56	14.0	34	0	*AFC Championship*
vs NY Giants (1/25/87)	S	37	22	304	.595	1	1	3/26	6	27	4.5	10	1	*Super Bowl XXI*
vs Houston* (1/10/88)	S	25	14	259	.560	2	1	1/4	4	8	2.0	4	1	*AFC Div. Playoff*
vs Cleveland* (1/17/88)	S	26	14	281	.538	3	1	2/25	11	36	3.3	11	0	*AFC Championship*
vs Washington (1/31/88)	S	38	14	257	.368	1	3	5/50	3	32	10.7	21	0	*Super Bowl XXII*
vs. Pittsburgh* (1/7/90)	S	20	12	239	.600	1	1	1/13	7	44	6.3	32	0	*AFC Div. Playoff*
vs. Cleveland* (1/14/90)	S	36	20	385	.556	3	0	1/8	5	39	7.8	25	0	*AFC Championship*
vs. San Fran. (1/28/90)	S	26	10	108	.385	0	2	4/30	4	8	2.0	3	1	*Super Bowl XXIV*
vs. Houston* (1/4/92)	S	33	19	257	.576	1	1	0/0	6	39	6.5	15	0	*AFC Div. Playoff*
at Buffalo (1/12/92)	S	21	11	121	.524	0	1	3/24	4	10	2.5	7	0	*AFC Championship*
at LA Raiders (1/9/94)	S	47	29	302	.617	3	1	1/5	5	23	4.6	6	0	*AFC Wild Card*
vs. Jacksonville (1/4/97)	S	38	25	226	.658	2	0	1/1	5	30	6.0	19	0	*AFC Div. Playoff*
vs. Jacksonville* (12/27/97)	S	24	16	223	.667	1	0	3/22	1	0	0.0	0	0	*AFC Wild Card*
at Kansas City* (1/4/98)	S	19	10	170	.526	0	0	1/7	1	-1	-1.0	-1	0	*AFC Div. Playoff*
at Pittsburgh* (1/11/98)	S	31	18	210	.581	2	1	2/15	2	9	4.5	10	0	*AFC Championship*
vs. Green Bay* (1/25/98)	S	22	12	123	.545	0	1	0/0	5	17	3.4	10	1	*Super Bowl XXXII*
vs. Miami* (1/9/99)	S	23	14	182	.609	1	0	1/8	3	19	6.3	11	0	*AFC Div. Playoff*
vs. New York Jets* (1/17/99)	S	34	13	173	.382	1	0	3/20	3	13	4.3	9	0	*AFC Championship*
vs. Atlanta* (1/31/99)	S	29	18	336	.621	1	1	0/0	3	2	0.7	3t	1	*Super Bowl XXXIII*
PLAYOFF TOTALS	**22/21**	**651**	**355**	**4,964**	**.545**	**27**	**21**	**39/318**	**94**	**461**	**4.9**	**34**	**6**	

JOHN ELWAY'S TOUCHDOWN TARGETS

REGULAR SEASON (300 TDs, 41 DIFFERENT PLAYERS)

42 — Shannon Sharpe
35 — Vance Johnson
23 — Ed McCaffrey
21 — Mark Jackson, Anthony Miller
19 — Rod Smith
16 — Steve Watson
10 — Steve Sewell
9 — Butch Johnson
8 — Clarence Kay, Clint Sampson, Michael Young
7 — Gene Lang, Sammy Winder
6 — Glyn Milburn, Ricky Nattiel
5 — Derek Russell, Gerald Willhite
4 — Terrell Davis, Orson Mobley, Mike Pritchard
3 — Jerry Evans, Willie Green, Reggie Johnson, Arthur Marshall
2 — Melvin Bratton, Aaron Craver, Rick Massie, Jim Wright
1 — Ray Alexander, Jeff Campbell, Dwayne Carswell, Howard Griffith, Bobby Humphrey, Jesse Myles, Rick Parros, Reggie Rivers, Mike Sherrard, Detron Smith, Dave Studdard, Cedric Tillman

POSTSEASON (27 TDs, 15 DIFFERENT PLAYERS)

4 — Vance Johnson
3 — Rod Smith
2 — Howard Griffith, Mark Jackson, Clarence Kay, Ed McCaffrey, Ricky Nattiel, Shannon Sharpe, Sammy Winder
1 — Reggie Johnson, Orson Mobley, Derek Russell, Steve Watson, James Wright, Michael Young

JOHN ELWAY'S CAREER DRIVE ENGINEERING

	Drives	Drives Ended by									Points	Points/	Quarterback	
Season	Started	TD	FG	FGA	PNT	DWN	TRN	SAF	CLK	RPL	Yielded	Drive	Drive	Efficiency*
1983	108	11	8	1	52	4	23	0	7	2	101	0.94	17.6%	20.2%
1984	162 #	29	16	5	70	1	26	0	15	1	248	1.53	27.8%	34.2%
1985	215	42	23	15	92	4	29	0	9	1	360	1.67	30.2%	39.0%
1986	187	38	20	8	81	2	23	2	13	0	325	1.74	31.0%	37.9%
1987	139	34	17	7	47	4	21	0	9	0	289	2.08	36.7%	44.6%
1988	171	30	20	12	63	5	29	1	11	0	270	1.58	29.2%	38.8%
1989	163	32	24	5	66	4	25	0	7	0	296	1.81	34.3%	39.1%
1990	169	34	22	9	59	4	29	0	11	1	302	1.79	33.1%	41.4%
1991	176	29	26	9	73	6	21	0	11	1	280	1.59	31.3%	39.0%
1992	132	18	15	4	59	2	26	0	8	0	171	1.30	25.0%	29.8%
1993	185	41	26	9	66	7	21	1	14	0	364	1.97	36.2%	44.4%
1994	160	31	25	7	57	8	22	0	10	0	290	1.81	35.0%	39.2%
1995	167	40	29	7	50	5	28	0	8	0	368	2.20	41.3%	45.4%
1996	158	45	18	6	53	2	22	0	10	2	372	2.35	39.9%	45.0%
1997	180	44	28	11	59	6	20	0	12	0	395	2.19	40.0%	49.4%
1998	136	40	15	4	45	3	15	0	12	2	323	2.38	40.4%	48.4%
TOTALS	**2,608**	**538**	**332**	**119**	**992**	**67**	**380**	**4**	**167**	**10**	**4,754**	**1.82**	**33.4%**	**40.7%**

(—the second number is the percentage the quarterback has put his team in position to score, allowing for missed field goal and subtracting those drives ended by the clock and replaced due to injury. #—drives for 1984 add to one more than drives started because Elway replaced Kubiak on one drive.)*

DRIVE-ENGINEERING NOTES:

- For his career, Elway directed Denver to scores in better than 3 in 10 drives. When you adjust the figure as previously stated, the figures work to just over 40 in 100.
- In 2,608 career drives started, he was replaced only 10 times due to injury (based on if a replacement QB earned at least one first down on the drive; that's 0.383 percent, or 3.83 in 1,000).
- As far as drive efficiency is concerned, Elway had his best seasons in 1995 and '98.

JOHN ELWAY'S FOURTH-QUARTER HEROICS

For his career (1983-98), John Elway engineered 47 fourth-quarter or overtime, game-saving or game-winning drives for the Broncos, and the team had a record of 46-0-1 in those contests. Those games include:

- 40 fourth-quarter or overtime, game-winning drives (marked below with an asterisk). The Broncos scored the winning points 23 times with fewer than three minutes remaining, 21 times under two minutes and 13 times with less than a minute left.
- Seven fourth-quarter, game-tying drives. Denver went on to win six of those contests in regulation or overtime, and one game ended in a tie. The Broncos won in regulation vs. New England (11/4/84) and at Seattle (12/20/85). In overtime, Elway directed the game-winning drive in the AFC Championship Game at Cleveland (1/11/87) while the defense and special teams set up overtime wins vs. San Diego (11/17/85), at San Francisco (10/9/88) and at Seattle (10/22/89). The game at Green Bay (9/20/87) ended in a tie.

JOHN ELWAY'S FOURTH-QUARTER HEROICS — GAME-BY-GAME

***Dec. 11, 1983, vs. Baltimore** — Throws three fourth-quarter TD passes, the last a 26-yarder to Gerald Willhite with 0:44 left in 21-19 win.

Nov. 4, 1984, vs. New England — Directs 8-play, 78-yard drive for seven-yard TD pass to Butch Johnson with 4:03 left to tie score at 19-19; Dennis Smith returns a fumble 64 yards for TD with 1:45 left in a 26-19 win.

***Nov. 11, 1984, at San Diego** — Directs 10-play, 77-yard drive for Sammy Winder one-yard TD run with 0:38 left in 16-13 win.

***Dec. 9, 1984, vs. San Diego** — Directs 12-play, 40-yard drive for Rich Karlis field goal with 2:08 left in 16-13 win.

***Sept. 22, 1985, at Atlanta** — Directs three scoring drives (two TDs, one FG) in fourth quarter, erasing 28-27 deficit, in 44-28 win.

JOHN ELWAY'S FOURTH-QUARTER HEROICS, CONT.

***Nov. 11, 1985, vs. San Francisco** — Directs 9-play, 63-yard drive for Rich Karlis 24-yard field goal with 1:27 left in 17-16 win.

Nov. 17, 1985, vs. San Diego — Directs 7-play, 48-yard drive for Rich Karlis 34-yard field goal with 0:05 left to tie San Diego; Denver wins 30-24 on Louis Wright's 60-yard TD return of a blocked field goal in OT.

***Dec. 1, 1985, at Pittsburgh** — Directs 7-play, 58-yard drive for Steve Sewell two-yard TD run with 1:45 left, taking a 24-23 lead; Mike Harden returns an interception 42 yards for a score for 31-23 win.

***Dec. 14, 1985, vs. Kansas City** — Directs 8-play, 59-yard drive for Sammy Winder one-yard TD run with 0:22 left in 14-13 win.

Dec. 20, 1985, at Seattle — Directs 8-play, 80-yard drive for Steve Sewell one-yard run to tie game at 24-24 with 2:35 remaining; then passes for 27 yards to start a five-play, 34-yard drive (Gary Kubiak takes over when Elway is injured) for a Rich Karlis 43-yard field goal with 0:55 remaining in 27-24 win.

***Sept. 7, 1986, vs. L.A. Raiders** — Directs 9-play, 39-yard drive for seven-yard pass to Gene Lang with 5:11 left in 38-36 win.

Jan. 11, 1987, at Cleveland (AFC Championship Game) — Directs 15-play, 98-yard drive for five-yard TD pass to Mark Jackson with 0:39 left to tie game 20-20; in Denver's first OT possession, directs 60-yard drive for Rich Karlis 33-yard FG in 23-20 win.

Sept. 20, 1987, at Green Bay — Directs 18-play, 80-yard drive for Steve Sewell one-yard run with 5:53 remaining to tie game at 17-17; game ends in an overtime tie.

***Nov. 16, 1987, vs. Chicago** — Directs 8-play, 61-yard drive for Steve Sewell four-yard TD run with 4:58 left in 31-29 win.

***Dec. 6, 1987, vs. New England** — Directs 6-play, 74-yard drive for two-yard TD pass to Mark Jackson with 12:41 left for 24-20 lead; Mark Haynes later returns an interception for 14 yards and a score in 31-20 win.

***Jan. 17, 1988, vs. Cleveland (AFC Championship Game)** — Directs 5-play, 75-yard drive for 20-yard TD pass to Sammy Winder with 4:01 left for 38-31 lead; after safety and Ernest Byner fumble, Denver wins 38-33.

Oct. 9, 1988, at San Francisco — Directs 9-play, 58-yard drive for eight-yard TD pass to Vance Johnson with 8:37 left to tie game 13-13; Broncos win in overtime when Steve Wilson's interception sets up Rich Karlis 22-yard field goal 8:11 into overtime.

***Oct. 8, 1989, vs. San Diego** — Directs 11-play, 74-yard drive for Bobby Humphrey 17-yard TD run with 1:03 left in 16-10 win.

Oct. 22, 1989, at Seattle — Throws 54-yard TD pass to Vance Johnson with 2:19 left (only play of drive) to tie game 21-21; Dennis Smith interception sets up David Treadwell's 27-yard field goal at 7:14 of OT for 24-21 win.

***Nov. 12, 1989, at Kansas City** — Directs 10-play, 72-yard drive for David Treadwell 26-yard FG with 0:01 left in 16-13 win.

***Jan. 7, 1990, vs. Pittsburgh (AFC Divisional Playoff)** — Directs 9-play, 71-yard drive for Melvin Bratton one-yard TD run with 2:27 left in 24-23 win.

***Sept. 17, 1990, vs. Kansas City** — Directs 10-play, 79-yard drive for David Treadwell 22-yard FG with 0:00 left for 24-23 win.

***Oct. 21, 1990, at Indianapolis** — Directs 9-play, 58-yard drive for David Treadwell 42-yard FG to break tie with 3:45 left; then directs five-play, 56-yard drive for Steve Sewell two-yard TD run with 1:41 left in 27-17 win.

***Oct. 20, 1991, vs. Kansas City** — Directs 7-play, 70-yard drive for David Treadwell 27-yard field goal with 2:37 left in 19-16 win.

***Oct. 27, 1991, at New England** — Directs 9-play, 42-yard drive for David Treadwell 34-yard field goal with 1:56 left in 9-6 win.

***Dec. 8, 1991, at Cleveland** — Directs 16-play, 64-yard drive for six-yard TD pass to Vance Johnson with 8:54 left to break 7-7 tie; then directs six-play, 66-yard drive for David Treadwell 37-yard field goal with 3:29 remaining in 17-7 win.

***Dec. 15, 1991, vs. Phoenix** — Directs 6-play, 66-yard drive for Elway's four-yard TD run with 1:46 left in 24-19 win.

***Jan. 4, 1992, vs. Houston (AFC Divisional Playoff)** — Directs 12-play, 87-yard drive for David Treadwell 28-yard field goal with 0:20 left in 26-24 win.

***Sept. 6, 1992, vs. L.A. Raiders** — Directs 7-play, 85-yard drive for Reggie Rivers' one-yard TD run with 0:55 left in 17-13 win.

***Oct. 4, 1992, vs. Kansas City** — Directs 14-play, 80-yard drive for 25-yard pass to Mark Jackson with 1:55 left to pull Denver within six points at 19-13; after a 28-yard punt return, directs a three-play, 27-yard drive for a 12-yard TD pass to Vance Johnson with 0:38 left in 20-19 win.

***Oct. 18, 1992, vs. Houston** — Directs 3-play, 80-yard drive for Reggie Rivers' 20-yard TD run with 1:34 left in 27-21 win.

***Dec. 12, 1993, vs. Kansas City** — Directs three-play, 11-yard drive for six-yard TD pass to Shannon Sharpe with 10:34 left in 27-21 win.

***Oct. 23, 1994, at San Diego** — Directs 4-play, four-yard drive to set up Jason Elam's 54-yard field goal with 10:02 remaining that put Denver ahead 17-15; then directed a nine-play, 66-yard drive to set up Elam for a 25-yard field goal that provided the final score of 20-15 with 4:07 remaining.

***Nov. 20, 1994, vs. Atlanta** — Directs 10-play, 73-yard drive for 32-yard TD pass to Anthony Miller to pull Denver within 28-25 with 10:19 remaining; then drove the Broncos 57 yards in 10 plays, capping the drive with a four-yard TD run to put Denver ahead to stay 32-28 with 1:56 remaining.

***Sept. 17, 1995, vs. Washington** — Directs 8-play, 80-yard drive that culminated with a 43-yard TD strike to Rod Smith on the final play of the game (play started at 0:06), breaking a 31-31 tie and giving Denver a 38-31 win. The drive began on the Broncos' 20-yard line with 1:07 remaining.

***Nov. 19, 1995, vs. San Diego** — Directs 7-play, 53-yard drive to set up Jason Elam's game-wining 32-yard field goal, breaking a 27-27 tie and lifting Denver to a 30-27 win. The drive began on the Broncos' 33-yard line with 3:43 remaining.

***Dec. 24, 1995, at Oakland** — Directs 12-play, 79-yard drive to set up Jason Elam's 27-yard field goal to pull Denver to within 28-20 with 12:47 remaining; then drove the Broncos 87 yards in 13 plays, culminating with a four-yard TD pass to Ed McCaffrey — on which Elway ran in for the two-point conversion — to tie the score at 28-28 with 5:46 remaining; then drove 53 yards in nine plays to set up Elam's game-winning 37-yard field goal with 0:48 remaining, giving Denver the 31-28 victory.

John Elway's Fourth-Quarter Heroics, cont.

***Sept. 15, 1996, vs. Tampa Bay** — Directs 14-play, 80-yard drive over an 8:11 span that was capped by Terrell Davis' three-yard TD run with 3:32 remaining, giving Denver a 27-23 win.

***Oct. 20, 1996, vs. Baltimore** — Directs 10-play, 57-yard yard drive in 4:31, culminating with a 6-yard TD pass to Ed McCaffrey to put Denver ahead 38-34 with 10:57 remaining. He later led the club 15 yards in three plays, capped by his own 9-yard TD run with 1:16 remaining, to provide the final margin of 45-34.

***Nov. 4, 1996, at Oakland** — Directs 6-play, 73-yard drive over a 47-second span, culminating with a 49-yard TD pass to Rod Smith with 4:14 remaining to erase a 21-16 Raiders lead and lift Denver to a 22-21 win.

***Nov. 24, 1996, at Minnesota** — Directs 11-play, 84-yard drive in 5:02, capped by a five-yard TD pass to Ed McCaffrey with 19 seconds remaining that was tipped three times by Vikings defenders, to give Denver a 21-17 win.

***Oct. 26, 1997, at Buffalo** — Directs 9-play, 43-yards drive in 4:47 during overtime to set up a 33-yard Jason Elam field goal with 1:56 remaining on the clock, giving Denver a 23-20 win.

***Nov. 2, 1997, vs. Seattle** — Directs 8-play, 69-yard drive in 4:34 to set up a 22-yard Jason Elam field goal with 7:28 remaining, breaking a 27-27 tie and giving Denver a 30-27 win.

***Jan. 4, 1998, at Kansas City (AFC Divisional Playoff)** — Directs 6-play, 49-yard drive in 2:38, capped by a 1-yard Terrell Davis TD run with 12:32 remaining to give Denver a 14-10 AFC Divisional Playoff victory. Key to the drive was Elway's 43-yard strike to Ed McCaffrey that set up the Broncos at the Chiefs' 1-yard line.

***Jan. 25, 1998, vs. Green Bay (Super Bowl XXXII)** — Directs 5-play, 49-yard drive in 1:42, culminating in a 1-yard Terrell Davis TD run with 1:45 remaining to break a 24-24 tie and give Denver a 31-24 win to claim its first World Championship. Key to the drive was a screen pass to fullback Howard Griffith that covered 23 yards and put Denver at the Green Bay 8-yard line.

***Nov. 1, 1998, at Cincinnati** — Directs 5-play, 53-yard drive in 1:56, culminating in a 5-yard Terrell Davis TD run with 58 seconds remaining to break a 26-26 tie and give Denver a 33-26 win. Key to the drive was a 38-yard kickoff return by Vaughn Hebron to stake the Broncos with good field position.

***Dec. 6, 1998, vs. Kansas City** — Directs 5-play, 50-yard drive in 2:39, capped by a 24-yard TD pass to Shannon Sharpe with 3:34 remaining to give Denver a 35-31 lead that would hold up for the win — Denver's 13th in a row to begin the season (tied for second-best all-time) and 18th in a row overall, dating back to the 1997 season (tied for the longest streak in NFL history, regular and postseason combined).

All-Time Pro Football Passing Leaders

Passing Yards

No.	Player	Yards
1.	Brett Favre	71,838
2.	Dan Marino	61,361
3.	Peyton Manning*	54,828
4.	**John Elway**	**51,475**
5.	Warren Moon	49,325
6.	Fran Tarkenton	47,003
7.	Vinny Testaverde	46,233
8.	Drew Bledsoe	44,611
9.	Dan Fouts	43,040
10.	Joe Montana	40,551

Touchdown Passes

No.	Player	TDs
1.	Brett Favre	508
2.	Dan Marino	420
3.	Peyton Manning*	399
4.	Fran Tarkenton	342
5.	**John Elway**	**300**
6.	Warren Moon	291
7.	Johnny Unitas	290
8.	Vinny Testaverde	275
9.	Joe Montana	273
10.	Tom Brady/Dave Krieg	261

Pass Attempts

No.	Player	Att.
1.	Brett Favre	10,169
2.	Dan Marino	8,358
3.	**John Elway**	**7,250**
4.	Peyton Manning*	7,210
5.	Warren Moon	6,823

** active player*

Pass Completions

No.	Player	Comp.
1.	Brett Favre	6,300
2.	Dan Marino	4,967
3.	Peyton Manning*	4,682
4.	**John Elway**	**4,123**
5.	Warren Moon	3,988

Did You Know?

Wide receiver Jerry Rice concluded his record-setting 20-year NFL career as a member of the Denver Broncos after competing with the team in the 2005 preseason.

A 13-time Pro Bowl selection and 11-time Associated Press All-Pro, Rice agreed to terms with the Broncos on Wednesday, May 25, 2005. He played in all four of the Broncos' preseason games, starting twice, and caught four passes for 24 yards while wearing jersey No. 19.

All-Time Pro Football Total Offense Leaders

Player	Yards	(Passing / Rushing)
1. Brett Favre	73,682	(71,838 passing / 1,844 rushing)
2. Dan Marino	61,448	(61,361 passing / 87 rushing)
3. Peyton Manning*	55,550	(54,828 passing / 722 rushing)
4. John Elway	**54,882**	**(51,475 passing / 3,407 rushing)**
5. Warren Moon	51,061	(49,325 passing / 1,736 rushing)

** active player*

Elway Ranks Among All-Time Touchdown Leaders

With his 5-yard touchdown pass to Rod Smith in the second quarter at San Diego on Nov. 30, 1997, QB John Elway moved past Johnny Unitas into third place all time in total touchdowns. He retired trailing only Dan Marino and Fran Tarkenton in career total touchdowns but has since been passed by Brett Favre and Peyton Manning.

Player	Total Touchdowns	Passing Touchdowns	Rushing Touchdowns	Receiving Touchdowns
1. Brett Favre	522	508	14	0
2. Dan Marino	429	420	9	0
3. Peyton Manning*	416	399	17	0
4. Fran Tarkenton	374	342	32	0
5. John Elway	**334**	**300**	**33**	**1**

** active player*

NFL Leaders, Most 3,000-Yard Passing Seasons

Name	3,000-Yard Seasons	Years with 3,000 Yards	NFL Seasons	Career Yards
Brett Favre, Atl./G.B./NYJ/Min.	18	1992-2009	20	71,838
Peyton Manning, Indianapolis*	13	1998-2010	13	54,828
Dan Marino, Miami	13	1984-92, '94-95, '97-98	17	61,361
John Elway, Denver	**12**	**1985-91, '93-97**	**16**	**51,475**
Drew Bledsoe, N.E./Buf./Dal.	9	1994-2000, '02, '05	14	44,611
Warren Moon, Hou./Min./Sea./K.C.	9	1984, '86, '89-91, '93-95, '97	16	49,325

** active player*

Elway Put Broncos Among the Winners

During the course of John Elway's 16-year career with the Broncos, the club boasted the best record in the AFC and the second-best record in the NFL with 161 victories. Elway started in 148 of those victories (91.9%), an NFL record for most wins by a starting quarterback at the time of his retirement (since passed by Brett Favre).

Top Five Records of NFL Teams, 1983-98

(Regular Season Only)

Team	W	L	T	Pct.
1. San Francisco	191	63	1	.751
2. Denver	**161**	**93**	**1**	**.633**
3. Miami	154	101	0	.604
4. Washington	144	110	1	.567
5. Chicago	143	112	0	.561

Greatness Measured in Victory

John Elway became the NFL's winningest all-time starting quarterback late in the 1996 season (Dec. 15 vs. Raiders), passing Fran Tarkenton (125), and retired with 148 wins to his credit during his magnificent career. He currently ranks second in career wins, having been passed by Brett Favre during the 2007 season. Included in Elway's record is a remarkable 94-23 (.803) mark at home. He had at least a .500 record against 26 of the 30 other NFL teams he faced, including all but two in the AFC (Oakland and Miami).

Most Victories by Starting Quarterbacks, All-Time

(Regular Season Only)

No.	Player	W-L-T	Pct.
1.	Brett Favre	188-114-0	.623
2.	**John Elway**	**148-82-1**	**.643**
3.	Dan Marino	147-93-0	.613
4.	Peyton Manning*	111-67-0	.678
5.	Fran Tarkenton	125-109-6	.533

** active player*

Most Rushing Yards, All-Time, NFL Quarterbacks

No.	Player	Att.	Yards	Avg.	LG	TD
1.	Randall Cunningham	775	4,928	6.5	52t	35
2.	Michael Vick*	653	4,630	7.1	58	32
3.	Steve Young	722	4,239	5.9	49t	43
4.	Fran Tarkenton	675	3,674	5.5	52t	32
5.	Steve McNair	669	3,590	5.4	71t	37
6.	**John Elway**	**774**	**3,407**	**4.4**	**31**	**33**

** active player*

Most Times Sacked, All-Time, NFL Quarterbacks

(Since 1969)

No.	Player	Seasons	Times Sacked	Yds. Lost	Miles Lost
1.	Brett Favre	20	525	3,487	1.98
2.	**John Elway**	**16**	**516**	**3,785**	**2.15**
3.	Dave Krieg	19	494	3,794	2.16
4.	Randall Cunningham	13	484	3,537	2.01
5.	Phil Simms	14	477	3,418	1.94

** active player*

Elway vs. Hall of Fame Quarterbacks

At the time of his retirement, after 16 seasons, John Elway had thrown and completed more passes, and thrown for more yards than all 18 quarterbacks then enshrined in the Hall of Fame at the equivalent point in each of their careers. He also ranked first in rushing attempts and total offense (combined rushing and passing yards), second in rushing yards, tied for second in rushing touchdowns, second in completion percentage and second in touchdown passes. Among those enshrined in Canton, only Fran Tarkenton had thrown more touchdown passes in his first 16 seasons than Elway, and only Otto Graham had more rushing touchdowns.

(Listed in descending order by passing yards)

	Passing							Rushing			
Player	Att.	Comp.	Yds.	Pct.	TD	INT	Rtg.	Att.	Yds.	Avg.	TD
Elway, John	**7,250**	**4,123**	**51,475**	**56.9**	**300**	**226**	**79.8**	**774**	**3,407**	**4.4**	**33**
Fouts, Dan	5,604	3,297	43,040	58.8	254	242	80.2	224	476	2.1	13
Tarkenton, Fran	5,225	2,931	38,840	56.1	291	212	81.4	609	3,629	6.0	30
Unitas, Johnny	4,777	2,616	37,715	54.8	281	231	80.3	439	1,757	4.0	13
Tittle, Y.A.	3,817	2,118	28,339	55.2	212	221	73.5	291	999	3.6	33
Bradshaw, Terry	3,901	2,025	27,989	51.9	212	210	70.7	444	2,257	5.1	32
Namath, Joe	3,762	1,886	27,663	50.1	173	220	65.6	71	140	2.0	7
Jurgensen, Sonny	3,891	2,200	27,108	56.5	236	175	79.8	170	497	2.9	15
Layne, Bobby	3,700	1,814	26,768	49.0	196	243	63.2	611	2,451	4.0	25
Griese, Bob	3,429	1,926	25,092	56.2	192	172	77.1	261	994	3.8	7
Starr, Bart	3,104	1,448	24,425	46.6	152	135	72.1	244	1,297	5.3	14
Van Brocklin, Norm	2,895	1,553	23,611	53.6	173	178	75.1	102	40	0.4	11
Dawson, Len	2,960	1,664	23,483	56.2	212	149	85.1	257	1,143	4.4	9
Staubach, Roger	2,958	1,685	22,700	57.0	153	109	83.5	410	2,264	5.5	20
Baugh, Sammy	2,972	1,673	22,507	56.3	184	202	72.9	317	323	1.0	6
Blanda, George	2,641	1,287	17,996	48.7	149	166	63.5	125	345	2.8	9
Luckman, Sid	1,744	904	14,683	51.8	139	131	75.7	204	209	1.0	2
Graham, Otto	1,565	872	13,499	55.7	88	94	78.2	405	882	2.2	44
Waterfield, Bob	1,617	813	11,849	50.3	98	127	62.0	75	21	0.3	13

Getting Better with Age

John Elway not only maintained his status among the league's elite quarterbacks in the latter years of his career but even improved dramatically in several key statistical categories over his final six seasons. The following is a comparative glance at Elway's season averages for passing yards, touchdowns and interceptions over his first nine seasons as a full-time starter (excludes 1983) against his final six.

Seasons	Avg. Yards	Avg. TDs	Avg. INTs
1984-92	3,172.6	16.8	15.8
1993-98	3,543.2	23.7	11.5

John Elway's Longevity

Most Career Regular-Season Games Played by a Bronco

Pos.	Player	Years	Games
K	Jason Elam	1993-2007	236
QB	**John Elway**	**1983-98**	**234**
C	Tom Nalen	1994-2008	194
LB	Tom Jackson	1973-86	191
G	Paul Howard	1973-75, '77-86	187

All-Time NFL Postseason Passing Leaders by Category

Passing Yards

No.	Player	Games	Yards
1.	Brett Favre	24	5,855
2.	Joe Montana	23	5,772
3.	Peyton Manning*	19	5,389
4.	**John Elway**	**22**	**4,964**
5.	Dan Marino	18	4,510
6.	Tom Brady*	19	4,407
7.	Kurt Warner	13	3,952
8.	Jim Kelly	12	3,863

Touchdown Passes

No.	Player	TDs
1.	Joe Montana	45
2.	Brett Favre	44
3.	Dan Marino	32
4.	Kurt Warner	31
5.	Terry Bradshaw	30
	Tom Brady*	30
7.	Peyton Manning*	29
8.	**John Elway**	**27**

Pass Attempts

No.	Player	Attempts
1.	Brett Favre	791
2.	Joe Montana	734
3.	Peyton Manning*	718
4.	Dan Marino	687
5.	Tom Brady*	682
6.	**John Elway**	**651**

Pass Completions

No.	Player	Completions
1.	Brett Favre	481
2.	Joe Montana	460
3.	Peyton Manning*	453
4.	Tom Brady*	424
5.	Dan Marino	385
6.	**John Elway**	**355**

All-Time NFL Quarterbacks with 4,000 Postseason and 50,000 Regular Season Passing Yards

Player	Team (s)	Postseason Yards	Regular Season Yards
Brett Favre*	Atlanta/Green Bay/N.Y. Jets/Minnesota	5,855	69,329
Peyton Manning*	Indianapolis	5,164	50,128
John Elway	**Denver**	**4,964**	**51,475**
Dan Marino	Miami	4,510	61,361

** active player*

Touchdown Passes in Consecutive Postseason Games

John Elway threw at least one touchdown pass in 17 of the 22 postseason contests in which he played. After not throwing one in his first playoff game, he threw at least one in his next nine, which ranks seventh all-time for consecutive playoff games with at least one touchdown pass.

	Player	Team	Seasons	Cons. Gms with TD Pass
1.	Brett Favre*	Green Bay	1995-2007	18
2.	Tom Brady*	New England	2001-09	^16
3.	Dan Marino	Miami	1983-95	13
4.	Kurt Warner	St. Louis/Arizona	2000-09	12
5.	Joe Montana	San Francisco	1988-90	10
	Ken Stabler	Oakland	1973-77	10
7.	**John Elway**	**Denver**	**1984-89**	**9**

** active player ^ active streak*

All-Time Super Bowl Passing Leaders

John Elway saved one of his best career performances for his final game, Super Bowl XXXIII vs. Atlanta at Pro Player Stadium in Miami. He threw for 336 yards in Denver's 34-19 win — now eighth most in Super Bowl history — and was voted MVP. He also set a record for most career pass attempts in Super Bowl games (since passed by Tom Brady), and for the second consecutive year became the oldest player to score in a Super Bowl.

Most Passing Yards in a Super Bowl Game

	Player	Team	Yds.	Opp. (Date)	Result
1.	Kurt Warner	St. Louis	414	Ten. (1/30/00)	W 23-16
2.	Kurt Warner	Arizona	377	Pit. (2/1/09)	L 23-27
3.	Kurt Warner	St. Louis	365	NE (2/3/02)	L 17-20
4.	Joe Montana	San Francisco	357	Cin. (1/22/89)	W 20-16
	Donovan McNabb*	Philadelphia	357	NE (2/6/05)	L 29-32
6.	Tom Brady*	New England	354	Car. (2/1/04)	W 32-29
7.	Doug Williams	Washington	340	Den. (1/31/88)	W 42-10
8.	**John Elway**	**Denver**	**336**	**Atl. (1/31/99)**	**W 34-19**

Most Career Super Bowl Passing Yards

	Player	Team	Yds.	Gms.
1.	Kurt Warner	St. Louis/Arizona	1,156	3
2.	Joe Montana	San Francisco	1,142	4
3.	**John Elway**	**Denver**	**1,128**	**5**
4.	Tom Brady*	New England	1,001	4
5.	Terry Bradshaw	Pittsburgh	932	4

Most Career Super Bowl Pass Attempts

	Player	Team	Att.	Gms.
1.	Tom Brady*	New England	156	4
2.	**John Elway**	**Denver**	**152**	**5**
3.	Jim Kelly	Buffalo	145	4
4.	Kurt Warner	St. Louis/Arizona	132	3
5.	Joe Montana	San Francisco	122	4

Most Career Super Bowl Completions

	Player	Team	Comp.	Gms.
1.	Tom Brady*	New England	100	4
2.	Joe Montana	San Francisco	83	4
	Kurt Warner	St. Louis/Arizona	83	3
4.	Jim Kelly	Buffalo	81	4
5.	**John Elway**	**Denver**	**76**	**5**

Most Super Bowl Starts by a Quarterback

	Player	Team	Starts	Games	Record
1.	**John Elway**	**Denver**	**5**	**XXI, XXII, XXIV, XXXII, XXXIII**	**2-3**
2.	Terry Bradshaw	Pittsburgh	4	IX, X, XIII, XIV	4-0
	Tom Brady*	New England	4	XXXVI, XXXVIII, XXXIX, XLII	3-1
	Joe Montana	San Francisco	4	XVI, XIX, XXIII, XXIV	4-0
	Jim Kelly	Buffalo	4	XXV, XXVI, XXVII, XXVIII	0-4
	Roger Staubach	Dallas	4	V, X, XII, XIII	2-2

** active player*

The Broncos' Record When Elway...

(Regular Season, Games Started Only)

Threw 0 Touchdowns:	33-31-1	Rushed for a Touchdown:	22-10
Threw 1 Touchdown:	45-30	Rushed for 50 or more Yards:	2-2
Threw 2 Touchdowns:	41-17	Was Not Intercepted:	74-22
Threw 3 Touchdowns:	20-3	Was Intercepted:	74-59-1
Threw 4 Touchdowns:	9-0	Played on Grass:	121-50-1
Threw 5 Touchdowns:	1-0	Played on Turf:	27-31
Threw at least 1 TD:	115-50	Played in Domes:	13-13
Was Not Sacked:	31-8	Played on Monday Night:	13-10
Was Sacked:	117-72-1	Played on Sunday Night:	10-8
Threw for 300 Yards:	24-12	Played in Prime Time:	24-18
Threw for under 200 Yards:	51-42	Played on Non-Sundays:	21-12

A Model of Consistency

John Elway threw at least one touchdown pass in 166 of his 234 regular season games (70.9%) and in 17 of his 22 playoff games (77.3%). In all, he threw a TD pass in 183 of 256 career regular and postseason games (71.5%). Elway threw at least one TD pass in 60 of his final 73 regular season games (82.2%).

Elway's Games With at Least One Touchdown Pass, Year-by-Year

Year	Regular Season	Postseason	Overall
1983	4 of 11	0 of 1	4 of 12
1984	9 of 15	1 of 1	10 of 16
1985	11 of 16	0 of 0	11 of 16
1986	12 of 16	3 of 3	15 of 19
1987	10 of 12	3 of 3	13 of 15
1988	11 of 15	0 of 0	11 of 15
1989	11 of 15	2 of 3	13 of 18
1990	9 of 16	0 of 0	9 of 16
1991	10 of 16	1 of 2	11 of 18
1992	7 of 12	0 of 0	7 of 12
1993	13 of 16	1 of 1	14 of 17
1994	10 of 14	0 of 0	10 of 14
1995	14 of 16	0 of 0	14 of 16
1996	13 of 15	1 of 1	14 of 16
1997	12 of 16	2 of 4	14 of 20
1998	10 of 12	2 of 3	12 of 15
TOTAL	**166 of 234**	**17 of 22**	**183 of 256**

In Elway's career, the Broncos posted a 34-33-1 mark in the 68 regular season games in which he did not throw a touchdown pass while posting a 2-3 postseason record in such contests. Elway had 90 multiple-touchdown regular season games in which Denver posted a 71-19 record (78.9%). Elway also produced seven postseason multiple-touchdown games in which the Broncos posted a 4-3 record.

John Elway by Stadium

In his 16-year career, John Elway threw at least one touchdown pass in 24 different stadiums, including 180 at Mile High Stadium—an NFL record for one player at a single stadium. There were eight NFL venues at the time of his retirement in which he had not thrown a touchdown pass, including Soldier Field, Pro Player Stadium (though he threw a postseason TD there - now LandShark Stadium) and the Superdome. In addition, he never played at five other sites: Ericsson Stadium (now Bank of America Stadium), Raymond James Stadium, PSINet/M&T Bank Stadium (Balt.), the Trans World Dome (now Edward Jones Dome) and Jack Kent Cooke Stadium (now FedEx Field). Elway also threw 27 postseason TD passes in seven different stadiums: 18 at Mile High Stadium, three at the L.A. Coliseum, two at Three Rivers Stadium, one at Cleveland Municipal Stadium, one at Jack Murphy Stadium (now Qualcomm Stadium - Super Bowl XXII), one at the Rose Bowl (Super Bowl XXI) and one at Pro Player Stadium (Super Bowl XXXIII - now LandShark Stadium).

Elway's Touchdown Passes by Stadium

(Regular Season Only)

Mile High	180	Giants	3
Kingdome	16	Anaheim	3
Jack Murphy/Qualcomm	16	Foxboro	3
L.A. Coliseum	12	Atlanta-Fulton County	3
Arrowhead	10	Georgia Dome	3
Cleveland Municipal	8	RCA Dome	3
Rich	6	Sun Devil	2
Three Rivers	6	Texas	2
Oakland-Alameda County	6	Veterans	2
Metrodome	5	Candlestick/3COM	1
Astrodome	4	Lambeau	1
Cinergy Field	4	Silverdome	1

Steve Atwater

6-3 • 217 • Arkansas

Year Inducted: 2005

Years With Broncos: 1989-98

Safety

Then: Steve Atwater was inducted as the 20th member of the Broncos' Ring of Fame in 2005 after a brilliant 10-year career with the club from 1989-98. Regarded as one of the toughest safeties in the NFL during his playing days, Atwater was voted to a franchise record-tying seven consecutive Pro Bowls from 1990-96, and his eight career Pro Bowl selections are the second most by a player in Broncos history. Selected by the Broncos in the first round (20th overall) of the 1989 NFL Draft from the University of Arkansas, Atwater was a consensus All-Rookie selection and was named NFL Defensive Rookie of the Year by *Football Digest* during his first professional season on a club that advanced to Super Bowl XXIV. He went on to serve as a key leader on the Broncos' back-to-back Super Bowl championship teams from 1997-98 and was voted an All-Pro by the Associated Press from 1991-92 and in 1996. He started all 155 regular-season games he played with Denver, a total that ranks 10th in franchise history. Atwater also recorded 24 interceptions that rank ninth in Denver history and 408 interception return yards that rank seventh in club annals. He led the Broncos in tackles during two seasons (1993 and '95) and finished second on the club in that category five times during his career. Atwater's play against Green Bay in Super Bowl XXXII, a game in which he totaled six tackles, one sack, one forced fumble and two pass breakups, was instrumental in Denver winning its first-ever World Championship. The safety ranks second to only John Elway in career postseason starts by a Bronco as he started all 14 playoff appearances, including three Super Bowls and four AFC Championship Games. Atwater, who was a three-time All-Southwest Conference selection and a two-time All-American at Arkansas, played one season with the New York Jets in 1999 following his Broncos career.

Now: Atwater lives in Atlanta and works as a money manager for an investment company.

Atwater's Denver Broncos Record

Games	Starts	Solo	Assist	Total	Sacks	Int.	Yds.	Avg.	TD
155	155	818	483	1,301	5.0	24	408	17.0	1

Atwater's NFL Career Record

Games	Starts	Solo	Assist	Total	Sacks	Int.	Yds.	Avg.	TD
167	166	854	502	1,356	5.0	24	408	17.0	1



Terrell Davis

5-11 • 210 • Georgia

Year Inducted: 2007

Years With Broncos: 1995-2002

Running Back



Then: Terrell Davis was inducted as the 21st member of the Ring of Fame in 2007 after establishing himself as the Denver Broncos' all-time leading rusher while spending his entire eight-year career with the team from 1995-2002. Selected by the Broncos in the sixth round (196th overall) of the 1995 NFL Draft from the University of Georgia, Davis rushed for at least 1,000 yards in each of his first four seasons, including the 1998 campaign in which he totaled the fourth-most rushing yards (2,008) in a season in NFL history to earn league MVP honors. That year, he also set a club record with 21 rushing scores. The three-time Pro Bowl and first-team All-Pro selection (1996-98) finished his career with a franchise-record 7,607 rushing yards and 60 rushing touchdowns on 1,655 carries (4.6 avg.) in 78 regular-season games (77 starts) as a key member of the Broncos' back-to-back Super Bowl championship teams (1997-98). His 97.5-yard rushing average in regular-season games is the third best in NFL history (min. 75 games), trailing only Pro Football Hall of Fame members Jim Brown and Barry Sanders. A three-time semifinalist for the Pro Football Hall of Fame (2008-10), Davis owns three of the top-five single-season rushing outputs in Broncos annals as well as the club's single-season scoring record (138 pts., 1998). In the postseason, Davis was equally as impressive, totaling at least 100 rushing yards in seven of his eight career playoff appearances, including his 157-yard, three-rushing touchdown performance against Green Bay in Super Bowl XXXII to earn game MVP honors. He averaged an NFL-record (min. 5 games) 142.5 rushing yards per game in the postseason for his career, totaling a club-record 1,140 rushing yards on 204 carries (5.6 avg.) with 12 touchdowns. Davis, who played his first collegiate season at Long Beach State before transferring to Georgia, ranks first in Broncos history in career 100-yard rushing games (41), first in rushing touchdowns (60), second in overall touchdowns (65) and second in yards from scrimmage (8,887).

Now: Davis lives in Los Angeles and serves as an analyst on the NFL Network's *NFL Total Access.*

Davis' Denver Broncos Career Record

		RUSHING					RECEIVING				
Games	Starts	No.	Yds.	Avg.	LG	TD	No.	Yds.	Avg.	LG	TD
78	77	1,655	7,607	4.6	71t	60	169	1,280	7.6	35	5

Austin "Goose" Gonsoulin

6-3 • 210 • Baylor

Year Inducted: 1984

Years With Broncos: 1960-66

23

Safety

Then: Austin "Goose" Gonsoulin was one of the four original Ring of Fame inductees in 1984 and was recognized for his splendid play at safety for seven seasons. Gonsoulin was one of the original Broncos from the 1960 season and was one of three original Broncos still with the team at the start of his final year with the club in 1966. At the end of his Broncos career, he was the all-time American Football League leader in interceptions with 43 and still ranks second in club history in that category. His 11 pickoffs in 1960 as a rookie are still a Denver club record, and he shares the team and NFL record for interceptions in a game with four, a feat he accomplished on Sept. 18, 1960, at Buffalo. He also had three interceptions in a game against Kansas City on Oct. 11, 1964. Gonsoulin led the Broncos in interceptions four times in his career, including in consecutive seasons from 1962-63, and currently ranks fifth in club history with 542 career interception return yards. He was an All-AFL choice in 1960, '62 and '63 while also being named to the AFL All-Star Game from 1961-64 and in '66. His amazing durability and toughness enabled him to start 61 consecutive games at one point in his career. Gonsoulin played one season with San Francisco in 1967 after his Broncos career concluded. A native of Port Arthur, Texas, he was captain of his college team at Baylor University.

Now: Gonsoulin has retired from running a Texas construction company, which he operated after his retirement from football.

Gonsoulin's Denver Broncos Record

Games	Starts	Sacks	Int.	Yds.	Avg.	TD
94	N/A	1.0	43	542	12.6	2

Gonsoulin's NFL Career Record

Games	Starts	Sacks	Int.	Yds.	Avg.	TD
108	N/A	N/A	46	551	12.0	2

Randy Gradishar

6-3 • 233 • Ohio State

Year Inducted: 1989

Years With Broncos: 1974-83

53

Linebacker



Then: Randy Gradishar was the only Ring of Fame inductee in 1989 in recognition of his outstanding 10-year career (1974-83) at linebacker for the Broncos. He was among the 15 finalists for the Pro Football Hall of Fame balloting in 2003 and 2008 as well as one of the 25 semifinalists for the Class of 2005, 2006 and 2007. Gradishar earned seven Pro Bowl selections, a total that was the most by a Bronco at the end of his career (currently ties for third), and he is the Broncos' all-time leader in tackles with 2,049. He led the Broncos in tackles for a franchise-record nine consecutive years from 1975-83 and averaged 222 tackles per season during that stretch. His 286 tackles during the 1978 campaign still stand as the Broncos' single-season record. Selected by the Broncos in the first round (14th overall) of the 1974 NFL Draft, Gradishar never missed a game, playing in 145 in a row. He accounted for 33 turnovers (20 INTs, 13 FR) during his 10-year career, and that total tied for the fourth most by an NFL linebacker in that span. Voted the NFL Defensive Player of the Year in 1978 by AP, UPI, *Pro Football Weekly* and NEA (George Halas Award), Gradishar helped the Broncos to four playoff berths (1977-79, '83), two division titles (1977-78) and an appearance in Super Bowl XII during the 1977 season. His teammates also voted him defensive MVP in 1978 and '80. While at Ohio State, Gradishar was referred to by Head Coach Woody Hayes as "the best linebacker I ever coached at Ohio State." A three-year starter for the Buckeyes and a consensus All-American as a senior, Gradishar received Academic All-America honors in college. He was president of the Denver Broncos Youth Foundation from 1982-92 and was inducted into the College Football Hall of Fame in 1998.

Now: Gradishar joined the Phil Long Dealerships as Leadership Manager in December 1997, a position in which he helps train, equip and support employees in the quest to achieve their goals and objectives. He also is instrumental in the Phil Long Community Fund, which operates in conjunction with Denver Broncos Charities to make an investment back into the communities with which it does business, as well as the Phil Long University, furnishing employees with career opportunities through quality education and state-of-the-art training. Gradishar and his wife, Beth, make their home in Denver. He has three children: Paige, Meredith and Mark.

Gradishar's Denver Broncos Career Record

Games	Starts	Tackles	Sacks	Int.	Yds.	Avg.	TD	Fum. Rec.	Fum TD	Def. TD
145	134	2,049	19.5	20	335	16.8	3	13	1	4



Rich Jackson

6-3 • 255 • Southern

Year Inducted: 1984

Years With Broncos: 1967-72

87

Defensive End

Then: Rich Jackson was one of the four original Ring of Famers who were inducted in 1984 and was recognized for his six outstanding seasons with the Broncos from 1967-72. He was considered by many as the best defensive end in professional football during his prime. Known as "Tombstone," Jackson was the first Bronco to be named to the All-NFL first team in 1970. His 43 sacks as a Bronco were the most by any player in club history at the conclusion of his career and currently tie for ninth. He entered the AFL in 1966 with Oakland, playing in five games, before spending the next six seasons with Denver after the Broncos acquired him in a trade. Jackson posted his career high in quarterback sacks in 1969 with 11 and had 10 sacks in both '68 and '70. He was voted All-AFL in 1968 and '69 in addition to starting in the 1970 Pro Bowl. He made the Pro Bowl again in 1971 despite playing in only seven games due to a knee injury that eventually forced him out of football. That season, he was graded by the Broncos' coaches as the team's most efficient tackler as he made the stop on 97 percent of his opportunities. Tabbed the Colorado Sports Hall of Fame Pro Athlete of the Year in 1970, Jackson played the first four games of the 1972 season with the Broncos before being traded to Cleveland for a 1973 third-round draft choice (Paul Howard). He played in each of the final 10 games for the Browns in 1972 during his final NFL season. He was a standout end at Southern University on both sides of the ball and also was the NAIA shot-put champion.

Now: Jackson is a school administrator in New Orleans, where he and his wife, Katherine, reside.

Jackson's Denver Broncos Record

Games	Starts	Sacks	Int.	Yds.	Avg.	TD
67	52	43.0	0	0	0.0	0

Jackson's NFL Career Record

Games	Starts	Sacks	Int.	Yds.	Avg.	TD
82	N/A	N/A	0	0	0.0	0

Tom Jackson

5-11 • 220 • Louisville

Year Inducted: 1992

Years With Broncos: 1973-86

57

Linebacker

Then: Tom Jackson was the only player inducted into the Denver Broncos Ring of Fame in 1992. "TJ" always was one of the most popular players among his teammates, who voted him most inspirational player six consecutive seasons (1981-86). Selected by the Broncos in the fourth round (88th overall) of the 1973 NFL Draft from the University of Louisville, Jackson finished his 14-year career (1973-86) having played the most games in Broncos history at 191 and currently stands fourth on that list. He also finished his career tied for second in games started by a Bronco with 177 (currently tied for fifth) and is one of only five Broncos to wear the Denver uniform for at least 14 seasons. Jackson, who started every possible game in a season seven times for his career, made three consecutive Pro Bowl appearances from 1977-79 and was named first-team All-Pro twice (1977-78). He also was named by his teammates as Denver's defensive MVP in 1974, '76 and '77. The linebacker helped the Broncos to six playoff berths (1977-79, '83-84, '86), four division titles (1977-78, '84, '86) and two Super Bowls (XII in 1977,

XXI in '86). He was a key member of the 1977 squad that posted a 12-2 regular-season record en route to earning the franchise's first-ever playoff berth and advancing to Super Bowl XII against the Cowboys. Jackson is tied with fellow Ring of Famer Randy Gradishar for the most interceptions in Broncos history by a linebacker with 20, a career total that currently ties for the 10th highest by any player in club annals. His seven interceptions in 1976 mark the highest single-season total by a linebacker in Broncos history. Jackson finished among Denver's top five tacklers during 11 consecutive seasons from 1974-84 and recorded a career-high 169 stops in 1980. Upon his retirement following the 1986 season, he was fifth on the Broncos' all-time sack list with 44 and currently is eighth on that chart. Jackson joined the Broncos after a standout career at Louisville, where he was a three-time all-conference selection.

Now: Jackson is one of the most recognizable and respected NFL analysts on television and works for ESPN, where he was the co-host of its award-winning "Sunday NFL Countdown" and "NFL PrimeTime" shows. Tom, his wife Jennifer and their daughters, Taylor and Morgan, reside in Cincinnati, Ohio.

Jackson's Denver Broncos Career Record

Games	Starts	Sacks	Int.	Yds.	Avg.	TD
191	177	44.0	20	340	17.0	3

Charley Johnson

6-1 • 200 • New Mexico State
Year Inducted: 1986
Years With Broncos: 1972-75
12
Quarterback

Then: Charley Johnson was one of three inductees into the Denver Broncos Ring of Fame in 1986 along with fellow quarterback Frank Tripucka and defensive end Paul Smith. Johnson came to Denver in 1972 from Houston in exchange for a third-round draft choice, and the trade at that time was regarded as the most important in franchise history. He quarterbacked the Broncos to their first winning season (7-5-2 in 1973), a landmark moment in the first 14 years of club annals. Johnson set a Broncos record for passing accuracy in 1974 by completing 55.7 percent of his attempts. He made the All-AFC team picked by UPI and *Pro Football Weekly* after the 1973 season while being chosen by his teammates as the Broncos' most valuable offensive player. Johnson once threw for 445 yards in a game (vs. Kansas City, 11/18/74), marking the fourth-highest single-game passing total in team history, and recorded four 300-yard passing games for his career. He also threw a touchdown pass in 10 consecutive games from 1973-74, a Broncos record at the time and a streak that currently ties for the sixth longest in club history. He finished his Broncos career with 7,238 passing yards, which currently rank seventh in team history, and 52 touchdown passes, which currently rank sixth in club annals. He had a 20-18-3 (.524) record as a starter with Denver and averaged an impressive 7.46 yards per pass attempt, which is the third-best career mark by a Bronco. During the 1974 campaign, Johnson averaged a career-best 8.07 yards per pass attempt (244-1,969) that currently is the fourth-best single-season mark in Broncos history. A draft choice of the St. Louis Cardinals, Johnson played his first professional season with that club in 1961 and set many passing records during nine years with the team. He was traded to Houston before the 1970 season and was with the Oilers for two years before joining the Broncos. Johnson was a star quarterback at New Mexico State University, where he led his team to two Sun Bowl titles.

Now: Dr. Charley Johnson is a professor in the chemical engineering department and assistant to the president for athletics at New Mexico State University in Las Cruces, N.M. He was inducted into the New Mexico Sports Hall of Fame in January 2009.

Johnson's Denver Broncos Record

Games	Starts	Att.	Comp.	Yards	Pct.	TD	INT	LG	Rtg.
54	41	970	517	7,238	53.3	52	52	90t	73.1

Johnson's NFL Career Record

Games	Starts	Att.	Comp.	Yards	Pct.	TD	INT	LG	Rtg.
165	124	3,392	1,737	24,410	51.2	170	181	90t	69.2

Did You Know?

The record for most years of service on the Broncos' coaching staff is 21, held by Mike Shanahan. He was an assistant with the Broncos from 1984-87 and from '89-91 before serving as head coach from 1995-2008.

Shanahan and Joe Collier are the only two individuals to coach at least 20 years for the Broncos. Collier served on Denver's coaching staff in several capacities for 20 seasons from 1969-88.



Floyd Little

5-10 • 196 • Syracuse
Year Inducted: 1984
Years With Broncos: 1967-75
44
Running Back



Then: Floyd Little, named to the Pro Football Hall of Fame Class of 2010, was one of the four original Denver Broncos Ring of Fame inductees from 1984 and joins John Elway and Frank Tripucka as one of three Broncos whose jersey number is retired. A first-round (sixth overall) draft choice of the Broncos in 1967 from Syracuse University, Little was the first No. 1 draft pick ever signed by the Broncos and was widely regarded as "The Franchise" for much of his nine-year career in which he established himself as Denver's first serious threat at running back. A Pro Bowl participant from 1970-71 and in '73, Little twice played in the AFL All-Star Game (1968-69) and was named the Colorado Sports Hall of Fame Pro Athlete of the Year in 1972. He finished his Broncos career ranked No. 1 on the franchise's all-time list for rushing attempts (1,641), rushing yards (6,323) and rushing touchdowns (43), and he now ranks second in each behind Terrell Davis. Among professional football players from 1967-75, only O.J. Simpson totaled more rushing yards than Little, who also posted the fourth-most rushing scores in football during that time. He led Denver in rushing for seven consecutive seasons from 1967-73, marking the longest such streak in club history, and at the time of his retirement ranked seventh in NFL annals in career rushing yards. In 1971, Little led the NFL in rushing with a career-best 1,133 yards after capturing the AFC rushing crown a year earlier with 901 yards in 1970. He set a Broncos career record with 54 total touchdowns (43 rush, 9 rec., 2 ret.) that currently rank fourth on their all-time list while finishing his career third on their all-time scoring list with 324 points (currently ninth). He also set a team record with 12,173 career all-purpose yards, a mark that stood until Rod Smith passed him in 2006, and finished his career as the Broncos' all-time leader in career kickoff return yards (2,523—currently second). A three-time All-American at Syracuse, Little followed in the footsteps of Jim Brown and Ernie Davis as a superstar tailback for the Orangemen. He shattered most of the records set by his predecessors, rushing for 2,704 yards, totaling 582 receiving yards, returning punts for 845 yards and kickoffs for 797 yards, and recording 19 passing yards—for a total of 4,947 yards.

Now: Little serves as a special assistant to the athletic director at his alma mater Syracuse University.

Little's Denver Broncos Career Record

		Rushing					Receiving					Kick Returns				
Games	Starts	No.	Yds.	Avg.	LG	TD	No.	Yds.	Avg.	LG	TD	No.	Yds.	Avg.	LG	TD
117	93	1,641	6,323	3.9	80t	43	215	2,418	11.2	74	9	104	2,523	24.3	89	0

Karl Mecklenburg

6-3 • 240 • Minnesota
Year Inducted: 2001
Years With Broncos: 1983-94
77
Linebacker

Then: Karl Mecklenburg joined the Denver Broncos Ring of Fame in 2001 after establishing himself as one of the most outstanding defensive players in franchise history during his 12-year career from 1983-94. Mecklenburg overcame long odds to achieve greatness after being drafted by the Broncos in the 12th round from the University of Minnesota in 1983—the 310th player chosen. After playing defensive end during his first professional season, Mecklenburg was converted to linebacker in 1984. He became a starter by his third season in 1985 and went on to start 141 career games, a total that includes all 16 games in a year during five different campaigns. His 180 career games played with Denver placed him fifth on the club's all-time list at the end of his tenure with the team (currently ninth). Mecklenburg was voted to play in six Pro Bowls (1985-87, '89, '91, '93), a total that ties for the fifth highest by a player in team history. He was named All-AFC and All-NFL four times (1985-87, '89) and was tabbed the 1986 AFC Player of the Year by *Football News*. Mecklenburg helped Denver to seven postseason appearances (1983-84, '86-87, '89, '91, '93), five division titles (1984, '86-87, '89, '91) and three Super Bowl berths (XXI in 1986, XXII in '87, XXIV in '89). He finished his career with 1,145 tackles (787 solo) as well as a franchise-record 79.0 sacks. Mecklenburg's career high of 13 sacks came in 1985 and were a franchise single-season record (currently tied for the sixth most in a year in club history), and he posted eight seasons with at least seven sacks. He recorded 11 multiple-sack games and is the only player in team annals to record four sacks in a game twice in his career. Mecklenburg posted 100 tackles in a season six times, including a career and team-high 143 stops in 1989. Mecklenburg began his collegiate career at Augustana (S.D.) College before transfer-

ring to Minnesota, where he earned second-team All-Big Ten honors as a senior in 1982.

Now: Mecklenburg has been very active locally since his retirement in 1994. He coaches high school football on the staff at Kent Denver School, is a motivational speaker and does promotional work for several local businesses. Mecklenburg and his wife, Kathi, have a son, Luke, and a daughter, Kelsey.

Mecklenburg's Denver Broncos Career Record

Games	Starts	Solo	Assist	Total	Sacks	Int.	Yds.	Avg.	TD
180	141	787	358	1,145	79.0	5	128	25.6	0

Craig Morton

6-4 • 214 • California

Year Inducted: 1988

Years With Broncos: 1977-82

7

Quarterback

Then: Craig Morton was one of three Broncos Ring of Fame inductees in 1988 along with fellow teammates Haven Moses and Jim Turner. Morton, who joined the Broncos from the New York Giants in a 1977 trade, was Denver's starting quarterback for most of the period from 1977-82 and led the team to its first postseason and Super Bowl berth (XII vs. Dallas) in 1977 when he guided the Broncos to a 12-2 regular-season record and home playoff wins against Pittsburgh and Oakland that year. Morton, who played for the Cowboys from 1965-74, earned a variety of awards for his performance in 1977, including AFC Most Valuable Player honors after ranking fourth in the league in passer rating (82.0). During his career with Denver, he led the team to two division titles (1977-78) and three playoff berths (1977-79). Morton finished his Broncos career ranked first in passing yards (11,895 - currently second), touchdown passes (74 - currently second), pass attempts (1,594 - currently fourth), completions (907 - currently fourth) and total offense (12,155 - currently fourth). His 41 career regular-season wins as the Broncos' starting quarterback mark the second-highest total in club history, and his .641 winning percentage as Denver's signal caller (41-23) is the third best in franchise annals. In 1981, the quarterback led the NFL with an 8.50 yards per attempt average, a figure that stands as the second-highest single-season total in Broncos history, and threw for a career-high 3,195 yards. Morton once completed 16 consecutive passes in a game and had a streak of nine consecutive games with a touchdown pass. He was a consensus All-American at the University of California, where he also starred in baseball.

Now: Morton resides in San Francisco and works for the University of California, assisting with its fundraising efforts.

Morton's Denver Broncos Record

Games	Starts	Att.	Comp.	Yards	Pct.	TD	INT	LG	Rtg.
72	64	1,594	907	11,895	56.9	74	65	95t	79.1

Morton's NFL Career Record

Games	Starts	Att.	Comp.	Yards	Pct.	TD	INT	LG	Rtg.
203	144	3,786	2,053	27,908	54.2	183	187	95t	73.5

Haven Moses

6-2 • 208 • San Diego State

Year Inducted: 1988

Years With Broncos: 1972-81

25

Wide Receiver

Then: Haven Moses was inducted into the Denver Broncos Ring of Fame in 1988 as part of a three-member class that included quarterback Craig Morton and kicker Jim Turner. Moses played 10 seasons for the Broncos from 1972-81 as one of their primary wide receivers after joining the team from Buffalo, where he played his first four professional seasons. He finished his Broncos career ranked third in receptions (302 - currently ninth) and receiving yards (5,450 - currently eighth) while tying for first in receiving touchdowns with 44 (currently tied for fourth). His yards-per-reception average for his Denver career was 18.0, which marks the second-highest career total in franchise history, and he averaged more than 19 yards per catch in three consecutive seasons from 1976-78. Moses, who helped Denver to three playoff berths (1977-79), two division titles (1977-78) and its first-ever Super Bowl berth (XII vs. Dallas during the 1977 season), was a key member of the first winning season in Broncos history in 1973 (7-5-2) when he caught a career-high eight touchdown passes to earn Pro Bowl honors. In 1979, he had career bests in receptions (54) and receiving yards (943). Moses was a two-year letterman and an All-

American as a wide receiver and defensive back at San Diego State University.

Now: Moses is Director of Development for the Denver Police Activities League. He previously worked for the Archdiocese of Denver and is very active in the community with involvement in various community projects.

Moses' Denver Broncos Record

Games	Starts	Rec.	Yds.	Avg.	LG	TD
140	127	302	5,450	18.0	64t	44

Moses' NFL Career Record

Games	Starts	Rec.	Yds.	Avg.	LG	TD
199	N/A	448	8,091	18.1	76t	56

Gerald Phipps

Year Inducted: 1985

Years With Broncos: 1961-81

Owner

Then: Gerald H. Phipps became the first and only non-player to be inducted into the Denver Broncos Ring of Fame in 1985. Under the guidance of Phipps and his brother Allan, the Broncos rose from their less than auspicious beginnings to the top of the American Football Conference after Phipps purchased the club on Feb. 15, 1965. In 1977, the Broncos posted a 12-2 regular-season record and advanced to the playoffs for the first time in franchise history en route to claiming their first-ever AFC Championship and appearing in their first Super Bowl (XII vs. Dallas). Denver won the AFC West title in 1977 and '78 with Phipps as owner, and the club made three consecutive playoff appearances (1977-79). Under Phipps, the Broncos ultimately rose to a position as one of the NFL's most stable franchises after recording the first winning season in club history under his direction in 1973 (7-5-2 record). With the success of the Broncos, the doors were opened for major league teams from other sports to grab a piece of the Denver sports pie. Following the takeover by the Phipps brothers, Denver Broncos season ticket sales improved from 8,002 in 1964 to 22,905 in 1965. Broncos season tickets were sold out for every season under Phipps from 1970-81 and grew to 73,380 in 1981. Denver's home attendance grew to 598,224 in his final year overseeing the club in 1981. Before purchasing the Broncos, Phipps was the president of the Gerald H. Phipps Inc. Construction Company, which he continued to operate. Phipps was born March 4, 1915, in Denver. Mr. Phipps passed away on Aug. 6, 1993.

Shannon Sharpe

6-2 • 228 • Savannah State

Year Inducted: 2009

Years With Broncos: 1990-99, 2002-03

84

Tight End



Then: Shannon Sharpe was elected as the 22nd member of the Denver Broncos Ring of Fame on May 12, 2009, after 12 record-setting seasons with the club from 1990-99 and 2002-03. A Pro Football Hall of Fame inductee in 2011, Sharpe tied a Broncos record with seven consecutive Pro Bowl selections from 1992-98 while becoming the NFL's all-time leader in receptions, receiving yards and receiving touchdowns by a tight end (currently second to Tony Gonzalez). A key member of the Broncos' back-to-back Super Bowl championship teams from 1997-98, Sharpe also was a four-time first-team All-Pro selection by the Associated Press as a Bronco. In 172 career regular-season games (139 starts) with Denver, he registered the second-most receptions (675), receiving yards (8,439) and receiving touchdowns (55) by a player in club annals, trailing only wide receiver Rod Smith. He also played two seasons with Baltimore from 2000-01, earning the third Super Bowl ring of his career during the 2000 campaign and his eighth trip to the Pro Bowl in 2001 with the Ravens. For his 14-year NFL career, Sharpe played 204 regular-season games (169 starts) and had 815 receptions for 10,060 yards (12.3 avg.) with 62 touchdowns. Sharpe owns more receptions, receiving yards, receiving touchdowns, Super Bowl wins and Pro Bowl selections than any of the other seven tight ends enshrined in the Pro Football Hall of Fame. Selected by the Broncos in the seventh round (192nd overall) of the 1990 NFL Draft from Savannah State University, Sharpe was named the first-team tight end on the NFL 1990s All-Decade Team as chosen by the Hall of Fame Selection Committee members.

Now: Sharpe is a commentator for CBS Sports' NFL coverage and resides in Glennville, Ga.

Sharpe's Denver Broncos Record

Games	Starts	Rec.	Yds.	Avg.	LG	TD
172	139	675	8,439	12.5	82t	55

Sharpe's NFL Career Record

Games	Starts	Rec.	Yds.	Avg.	LG	TD
204	169	815	10,060	12.3	82t	62

Dennis Smith

6-3 • 200 • Southern California
Year Inducted: 2001
Years With Broncos: 1981-94
Safety
49



Then: Dennis Smith was inducted into the Denver Broncos Ring of Fame in 2001, honoring his stellar 14-year career with the club during which he established himself as one of the most feared safeties in the NFL. A ferocious hitter, Smith was voted to six Pro Bowls (1985-86, '89-91, '93) that tie for the fifth most by a player in Broncos history. The four-time All-NFL choice (1985-86, '89, '93) was a key part of seven playoff teams, five division champions and three Super Bowl teams (XXI in 1986, XXII in '87, XXIV in '89) with Denver. Selected by the Broncos in the first round (15th overall) of the 1981 NFL Draft from the University of Southern California, Smith finished his career ranked third all time in games played (184) by a Bronco and fifth in games started (170), and he currently ranks sixth in club annals in both categories. The safety also is one of just four players in the history of the Broncos to play at least 14 seasons with the club. Smith's 30 career interceptions and 431 career interception return yards both were the fifth-highest totals at the time of his retirement (currently both sixth). Smith's career totals also include 1,171 tackles (794 solo) and 15 sacks. He posted a career-high five sacks in 1983, a career-high five interceptions in '91 and a career-high 120 tackles in '92. For his career, Smith recorded five seasons with at least 100 tackles. He was a consensus All-America choice in 1980 as a senior at USC, where he lettered four times in football and three times in track.

Now: Smith and his wife, Andre, have two children: Tiffany Diamond (26) and Armani Joseph (23), and reside in Hollywood Hills, Calif. Dennis and Andre own and manage a number of properties in Southern California and also give their time and financial support to the Make-A-Wish Foundation and Covenant House, a home for kids in need.

Smith's Denver Broncos Career Record

Games	Starts	Solo	Assist	Total	Sacks	Int.	Yds.	Avg.	TD	Fum. Rec.	Fum TD	Def. TD
184	170	794	377	1,171	15.0	30	431	14.4	0	17	1	1

Paul Smith

6-3 • 256 • New Mexico
Year Inducted: 1986
Years With Broncos: 1968-78
Defensive Tackle
70

Then: Paul Smith was inducted into the Denver Broncos Ring of Fame in 1986 along with quarterbacks Frank Tripucka and Charley Johnson. The defensive tackle recorded 55.5 sacks with the Broncos from 1968-78, finishing his 11-year career in Denver ranked second in that category (currently seventh). He posted 10.5 sacks in 1972 and 11 sacks in '73, propelling him to back-to-back Pro Bowl selections, while registering a career-high 12 sacks during the '71 campaign. Smith did not miss a game for five consecutive seasons from 1969-73, appearing in all 70 contests during that period. He saw action in 12 games during the 1977 campaign, a season in which the AFC West-champion Broncos reached the playoffs for the first time in club history and played in Super Bowl XII against the Cowboys. Smith was one of the team's defensive leaders during the years when Denver was building the foundation for defensive excellence with the famed "Orange Crush." His head coach, John Ralston, once said that Smith was "the finest defensive tackle in pro football," and the lineman was known for being one of the quickest defensive tackles in the NFL. Smith's 11-year career was the longest in Broncos annals until he was surpassed by fellow Ring of Famer Billy Thompson. He was the first 10-year man in Broncos history after joining the club as a ninth-round selection (222nd overall) in the 1968 NFL Draft from the University of New Mexico. Smith finished his professional career by playing two seasons with Washington from 1979-80. Smith passed away on March 14, 2000.

Smith's Denver Broncos Record

Games	Starts	Sacks	Int.	Yds.	Avg.	TD
133	72	55.5	1	6	6.0	0

Smith's NFL Career Record

Games	Starts	Sacks	Int.	Yds.	Avg.	TD
164	N/A	N/A	2	14	7.0	0

Lionel Taylor

6-2 • 215 • New Mexico Highlands
Year Inducted: 1984
Years With Broncos: 1960-66
End
87

Then: Lionel Taylor, one of the original Broncos, was one of the original Ring of Famers after being inducted with the inaugural class in 1984. He finished his seven-year Broncos career (1960-66) as the franchise's all-time leader in receptions (543) and receiving yards (6,872), records he held until 1999 when he was eclipsed by Shannon Sharpe and most recently by Rod Smith. In addition, he set a Broncos record for career touchdown receptions with 44, a mark that now ties for the fourth highest in team history. He caught 92 passes for 1,235 yards (13.4 avg.) with 12 touchdowns in Denver's inaugural 1960 campaign, and his reception total that year stands as the fifth best by a second-year player in NFL history. Taylor followed his impressive 1960 campaign with 100 receptions (1,176 yds.) in 1961 that stood as the franchise record until 2000 and currently tie for sixth on its single-season chart. Regarded by many as the possessor of the best hands in pro football, Taylor led the AFL in receiving for five of the league's first six years of existence. He never caught fewer than 76 passes in a season over those first six years, averaging 84.7 catches from 1960-65 for the highest six-year total in football history at that time. He totaled AFL/NFL bests in receptions (508) while ranking third in receiving yards (6,424) and tying for eighth in touchdown receptions (43) from 1960-65. A three-time All-AFL selection (1960-61, '65) who played in the league all-star game in 1962, Taylor attended New Mexico Highlands University. He entered the NFL with Chicago in 1959 and played for the Bears as a linebacker for one season before joining the Broncos in 1960. He finished his professional career playing two seasons with Houston from 1967-68.

Now: Taylor makes his home in Albuquerque, N.M. He was an assistant coach on the staff of the championship teams of the Pittsburgh Steelers in the 1970s and was head coach of the England Monarchs of the World League.

Taylor's Denver Broncos Record

Games	Starts	Rec.	Yds.	Avg.	LG	TD
96	N/A	543	6,872	12.7	80t	44

Taylor's NFL Career Record

Games	Starts	Rec.	Yds.	Avg.	LG	TD
121	N/A	567	7,195	12.7	80t	45



Billy Thompson

6-2 • 201 • Maryland State
Year Inducted: 1987
Years With Broncos: 1969-81
Safety
36

Then: Billy Thompson, regarded by many as one of the best defensive backs in Denver Broncos history, was the only Ring of Fame inductee in 1987. A third-round draft choice (61st overall) by the Broncos in 1969, Thompson was the first player in team history to play 13 seasons with Denver (1969-81) with that total tying for the sixth highest in franchise annals. A team captain for many years, Thompson finished his career with more starts (178) and games played (179) than any player in Broncos history and currently ranks third and 10th, respectively, in those categories. The safety also had the longest consecutive start and games played streaks (156 games) in Broncos history at the time of his retirement, marks that currently rank first and third, respectively, in club annals. Thompson was a three-time Pro Bowl selection (1977-78, '81) who earned All-NFL honors twice (1977-78) while establishing himself as one of the game's top ballhawks, finishing his career with a club-record 61 takeaways (40 INTs/21 FUM) as a member of teams that reached the playoffs three times (1977-79), won two division titles (1977-78) and appeared in one Super Bowl (XII in 1977). His 40 career interceptions are the third

most by a Bronco in team history, and Thompson stands atop the Broncos' career interception return yardage list with 784 for a 19.6-yard average that is the second best in club history. The safety scored seven defensive touchdowns for his career, reaching the end zone three times on interception returns and four times on fumble recoveries. His three interception return touchdowns tie for the second-highest total in Broncos annals while his four fumble recovery touchdowns stood as the NFL's career record for many years and currently tie for second in league history. As a rookie in 1969, Thompson became the first player in pro football history to lead his league in both kickoff (28.5 avg.) and punt return (11.5 avg.) average in the same season. He finished his career with the second-most punt return yards (1,814), seventh-best punt return average (11.6) and third-best kickoff return average (25.1) in Broncos history. Thompson enjoyed a brilliant career at Maryland State (now Maryland-Eastern Shore), earning All-CIAA honors three times as a defensive back and being named team MVP as a senior. He also twice earned NAIA All-America honors and made All-CIAA three times in baseball as a centerfielder.

Now: Thompson was a college scout for the Broncos for two years before moving into the position of Director of Player Relations and Community Outreach. He is now the club's Director of Community Outreach and Alumni Relations, and in that role coordinates the activities of the Broncos' former players, who remain a vital part of the organization. He works with the Denver Broncos Alumni Council and former Broncos players to integrate their involvement in the club's community outreach programs, which focus on youth, health and hunger initiatives. Thompson is a member of the board of Capital Hill Community Services and volunteers time with the Denver Broncos Boys and Girls Club along with several other non-profit organizations. Thompson and his wife, Cathie, make their home in Highlands Ranch, Colo.

Thompson's Denver Broncos Career Record

Games	Starts	Sacks	Int.	Yds.	Avg.	TD	Fum. Rec.	Fum TD	Def. TD
179	178	4.0	40	784	19.6	3	21	4	7

KICK RETURNS					PUNT RETURNS				
No.	Yds.	Avg.	LG	TD	No.	Yds.	Avg.	LG	TD
46	1,156	25.1	63	0	157	1,814	11.6	60	0

Frank Tripucka

6-2 • 192 • Notre Dame
Year Inducted: 1986
Years With Broncos: 1960-63
18
Quarterback



Then: Frank Tripucka—who joined the Denver Broncos Ring of Fame in 1986—is one of the original Broncos, playing for the team from 1960-63. Tripucka led the Broncos to their first-ever .500 season in 1962 (7-7) and represented half of the Tripucka-to-Lionel Taylor passing combination as the duo (both Ring of Famers) went on to set various records together. Tripucka, who joins John Elway and Floyd Little as one of three Broncos whose jersey number is retired, recorded his best statistical season in 1960 when he completed 248-of-478 passes (51.9%) for 3,038 yards with 24 touchdowns. His 3,038 passing yards led the AFL that year while his 24 touchdown passes tied for the second-highest total in the league. The signal-caller was selected to play in the AFL All-Star Game following a 1962 season in which he threw for 2,917 yards to lead Denver to a 7-7 record and a second-place finish in the AFL West. Tripucka's 7,645 passing yards and 51 touchdown passes from 1960-62 marked the second-highest totals in the AFL during those three seasons. Tripucka currently ranks sixth in Broncos history in career passing yards (7,676), fifth in pass attempts (1,277), sixth in completions (662) and seventh in touchdown passes (51). His five career 300-yard passing games mark the fourth-highest total in franchise history, and he shares the team record for most touchdown passes in a game with five (vs. Buffalo, 10/28/62). His 447 passing yards against Buffalo (9/15/62) stood as the Broncos' single-game record until 2000 and currently tie for third in club annals. A former star at Notre Dame, Tripucka joined the Broncos after playing for Detroit (1949), the Chicago Cardinals (1950-52) and the Dallas Texans (1952).

Now: Tripucka is a retired beer distributor. He currently resides in New Jersey.

Tripucka's Denver Broncos Record

Games	Starts	Att.	Comp.	Yards	Pct.	TD	INT	LG	Rtg.
44	42	1,277	662	7,676	51.8	51	85	96t	55.9

Tripucka's NFL Career Record

Games	Starts	Att.	Comp.	Yards	Pct.	TD	INT	LG	Rtg.
75	N/A	1,745	879	10,282	50.4	69	124	96t	52.2

Did You Know?

During their 39-38 win against San Diego on Sept. 14, 2008, the Broncos became the third team in NFL history to give up the opportunity for a tie and win a game with a successful two-point conversion.

Jim Turner

6-2 • 205 • Utah State
Year Inducted: 1988
Years With Broncos: 1971-79
15
Kicker



Then: Jim Turner, a 1988 inductee into the Denver Broncos Ring of Fame, ranks as one of the most prolific kickers of all time in professional football. He never missed a game as a pro and finished with a streak of 228 consecutive appearances, including 130 in nine seasons (1971-79) with the Broncos, for whom he scored 742 points to establish himself as Denver's all-time scoring leader until Jason Elam passed his mark in 1999. Turner also ranks behind only Elam in Broncos history in career field goals made (151) and extra points made (283). Turner's 151 field goals made with Denver from 1971-79 marked the fourth-highest total in the NFL during that period while his 742 points scored were the fifth most in the league over that span. In 1977, Turner helped Denver post a 12-2 regular-season record to earn the franchise's first-ever playoff appearance en route to advancing to Super Bowl XII against Dallas. Turner was a key part of Broncos squads that earned a total of three playoff appearances (1977-79) and two division titles (1977-78). Named the Broncos' special teams MVP in 1975, Turner joined Denver in 1971 after the club acquired him in a trade from the New York Jets. He played seven seasons for the Jets (1964-70), helping lead the club to a victory in Super Bowl III against Baltimore. At the time of his retirement, Turner ranked second in NFL career scoring with 1,439 points (currently 18th) as well as second in field goals with 304 (currently tied for 18th). Turner kicked 521 career extra points (currently 18th in NFL history) and was the fourth player to ever reach the 500 mark. Before entering the NFL, Turner was a three-time letterman as a quarterback at Utah State University in the early 1960s.

Now: Turner resides in the Denver area and is active in the community. He is an academic tutor at Jefferson Senior High School and is involved with the NFL's Play it Smart program.

Turner's Denver Broncos Record

PAT CONVERSIONS			FIELD GOALS			
Games	No.-Att.	Pct.	No.-Att.	Pct.	LG	Pts.
130	283-301	94.1	151-232	65.1	53	742

Turner's NFL Career Record

PAT CONVERSIONS			FIELD GOALS			
Games	No.-Att.	Pct.	No.-Att.	Pct.	LG	Pts.
228	521-543	95.9	304-488	62.3	53	1,439



Louis Wright

6-2 • 200 • San Jose State
Year Inducted: 1993
Years With Broncos: 1975-86
20
Cornerback



Then: Louis Wright was named to the Denver Broncos Ring of Fame in 1993 following an electrifying 12-year career (1975-86) with the club as a cornerback. Selected by the Broncos in the first round (17th overall) of the 1975 NFL Draft from San Jose State University, Wright was a five-time Pro Bowl choice (1977-79, '83, '85) and is one of nine players in franchise history to be selected to at least five Pro Bowls. He was named All-NFL by *The Sporting News*, *Pro Football Weekly* and the NEA in 1977, a year in which he was a key member of Denver's 12-2 team that became the first in franchise history to make the playoffs en route to reaching Super Bowl XII against Dallas. For his career, Wright helped the Broncos earn six playoff berths (1977-79, '83-84, '86), four division titles (1977-78, '84, '86) and two Super Bowl appearances (XII in '77 and XXI in '86). He received All-AFC honors from UPI in 1985 after posting five interceptions that year while his teammates voted him Denver's MVP on defense following both the 1982 and '84 seasons. Wright played 166 career games as a Bronco, including 163 starts that ranked fourth in club history at the time of his retirement and currently stand eighth. The defensive back played every game in a season eight times, including the 1983 campaign in which he recorded a career and team-high six interceptions. Wright's 26 career interceptions rank eighth in club history while his 360 career interception return yards are eighth on Denver's all-time list. He recovered 11 fumbles for his career and scored twice on fumble recoveries for touchdowns. At San Jose State, Wright was a two-time letterwinner as a defensive back. He also won two letters in track and once ran the 100 meters in 9.6 seconds.

Now: Wright teaches at Mrachek Middle School in Aurora, Colo., where he currently resides. He also is an assistant coach for the Rangeview High School football team.

Wright's Denver Broncos Career Record

Games	Starts	Sacks	Int.	Yds.	Avg.	TD	Fum. Rec.	Fum TD	Tot. TD
166	163	3.0	26	360	13.8	1	11	2	4*

** Includes a blocked field goal returned for a touchdown (vs. S.D., 11/17/85)*



Gary Zimmerman

6-6 • 294 • Oregon

Year Inducted: 2003

Years With Broncos: 1993-97

Tackle

Then: Gary Zimmerman, named to the Pro Football Hall of Fame Class of 2008, was inducted into the Denver Broncos Ring of Fame in 2003. He played tackle for the Broncos for five seasons (1993-97) and became the first offensive lineman in the history of the franchise to be honored with inclusion in the Ring. A finalist for the Pro Football Hall of Fame from 2003-04 and '06-07 before he joined John Elway as the second HOF inductee who spent a primary portion of his career in Denver, Zimmerman was acquired by the Broncos in a trade from Minnesota on Aug. 24, 1993, after playing his first seven years with the Vikings. He was named to the Pro Bowl three times (1994-96) as a Bronco and helped the franchise to its first-ever World Championship with a victory over Green Bay in Super Bowl XXXII during his final season in 1997. Zimmerman, who started all 76 games played as a Bronco, helped Denver lead the NFL in total yards twice (1996-97) and record three consecutive top-5 league rushing rankings (1995-97), including an NFL-best mark in 1996. During his 12 career seasons in the NFL from 1986-97, Zimmerman started all 184 games played and was named to seven Pro Bowls (1987-89, '92, '94-96) while receiving first or second-team All-Pro honors eight times. He holds the unique distinction of being one of only a handful of players to be named to two NFL All-Decade Teams (1980s and 1990s). Picked in the first round (third overall) of the 1984 supplemental draft by the New York Giants, his signing rights were traded to the Vikings for two second-round picks in the 1986 draft. He spent two seasons with the L.A. Express of the USFL before reporting to Minnesota, where he began a streak of 169 consecutive starts that lasted until 1996 when surgery sidelined him. Zimmerman, who helped the Vikings lead the NFC in rushing in 1991, anchored offensive lines that blocked for a conference's leading passer four times during his career (1986, '88, '93, '96). He played at the University of Oregon, where he received first-team All-Pacific-10 Conference honors as a senior.

Now: Zimmerman and his family make their home in Bend, Ore.

Zimmerman's Denver Broncos Record

Games	Starts
76	76

Zimmerman's NFL Career Record

Games	Starts
184	184

Broncos All-Time Two-Point Conversion History

	Broncos				Opponents		
Year	Md.	Att.	Pct.	Year	Md.	Att.	Pct.
1994	3	8	37.5	1994	5	8	62.5
1995	2	3	66.7	1995	0	2	0.0
1996	0	1	0.0	1996	2	6	33.3
1997	4	5	80.0	1997	0	0	0.0
1998	1	3	33.3	1998	2	7	28.6
1999	1	1	100.0	1999	1	3	33.3
2000	2	5	40.0	2000	0	2	0.0
2001	3	4	75.0	2001	0	1	0.0
2002	0	2	0.0	2002	1	5	20.0
2003	1	1	100.0	2003	2	3	66.7
2004	0	0	0.0	2004	0	3	0.0
2005	1	2	50.0	2005	0	1	0.0
2006	0	0	0.0	2006	1	2	50.0
2007	0	1	0.0	2007	3	3	100.0
2008	2	2	100.0	2008	1	2	50.0
2009	0	2	0.0	2009	0	0	0.0
2010	0	1	0.0	2010	0	2	0.0
TOTALS	20	41	48.8	TOTALS	18	50	36.0

Broncos All-Time Draft Choices

Number of Draft Choices per School

18 — Florida
14 — Colorado, Miami (Fla.)
13 — Georgia, Houston, Nebraska, Southern California
12 — Michigan State
11 — Louisiana State, Washington
10 — Arizona State, Notre Dame
9 — Arkansas, Michigan, Purdue
8 — Clemson, Maryland, Minnesota, Mississippi, Oklahoma, Oregon, Texas, Utah State, Virginia Tech, Washington State
7 — Arizona, Baylor, Georgia Tech, Iowa, Kansas, Ohio State, Syracuse
6 — Auburn, Boise State, Brigham Young, California, Florida A&M, North Carolina, San Diego, Tennessee, Texas A&M, UCLA, Virginia
5 — Alabama, Alcorn State, Boston College, Grambling, Illinois, Mississippi State, Northwestern, Oklahoma State, Penn State, Pittsburgh, San Jose State, Texas Christian
4 — Arkansas State, Bowling Green/Bowling Green State, Colorado State, Florida State, Idaho, Iowa State, Jackson State, Kentucky, Louisville, Maryland-Eastern Shore, Northern Arizona, Oregon State, Pacific, South Carolina, Southern, Stanford, Texas A&I/Texas A&M Kingsville, Texas Tech, Tulsa, Utah, Wyoming
3 — Detroit, Duke, Indiana, Kansas State, Miami (Ohio), Montana State, North Texas State, Rice, Richmond, Tennessee State, Texas-El Paso, Toledo, Tulane, Weber State, Wisconsin
2 — Alabama A&M, Bakersfield J.C., Boston University, Central Florida, Central State (Okla.), Cincinnati, Fresno State, Hawaii, Hillsdale, Hofstra, Holy Cross, Idaho State, Kent State, Marshall, Massachusetts, Nevada-Las Vegas, New Mexico, New Mexico State, North Carolina Central, North Carolina State, North Dakota, Ohio, Southern Mississippi, Tuskegee, Villanova, Wake Forest, Western Illinois, Western Michigan
1 — Abilene Christian, Air Force, Akron, Albany State, Albion, Arkansas-Pine Bluff, Augustana (S.D.), Ball State, Benedictine, Bloomsburg, C.W. Post, Cal. State-Humboldt, Central Michigan, Colorado College, Cornell College (Iowa), Dayton, Delaware State, Denver, Drake, Dubuque, East Carolina, Eastern Illinois, Elon College, Evansville, Findlay, Florence State, Fort Valley State, Furman, Harding, Howard, Howard Payne, James Madison, Kutztown, Lamar, Liberty, Long Beach State, Louisiana Tech, Maine, McNeese State, Memphis State, Middle Tennessee State, Mississippi Valley State, Mississippi College, Morgan State, Muskingum, Nevada, Northeastern Louisiana, Northeastern Missouri State, Nebraska-Omaha, New Mexico Highlands, Norfolk State, North Alabama, North Dakota State, Northern Illinois, Occidental, Parsons College, Portland State, Southeastern Louisiana, Salem College (W. va.), Santa Ana J.C., Savannah State, South Carolina State, South Dakota, South Dakota State, South Dakota Tech, Southern Methodist, Tampa, Temple, Tennessee Tech, Tennessee-Martin, Trinity (Conn.), Troy State, Valparaiso, Vanderbilt, Vermont, Virginia Military, Wayne State (Neb.), West Texas State, West Virginia, Wichita State, William & Mary, Wisconsin-Whitewater, Wittenburg, Yankton College

Broncos All-Time First-Round Picks (Since 1967)

Year	Ovr.	Name	Pos.	School	Year	Ovr.	Name	Pos.	School
1967	6	Floyd Little	HB	Syracuse	1992	25	Tommy Maddox	QB	UCLA
1970	11	Bobby Anderson	RB	Colorado	1993	11	Dan Williams	DE	Toledo
1971	12	Marv Montgomery	T	Southern Calif.	1996	15	John Mobley	LB	Kutztown
1972	5	Riley Odoms	TE	Houston	1997	28	Trevor Pryce	DT	Clemson
1973	9	Otis Armstrong	RB	Purdue	1998	30	Marcus Nash	WR	Tennessee
1974	14	Randy Gradishar	LB	Ohio State	1999	31	Al Wilson	LB	Tennessee
1975	17	Louis Wright	CB	San Jose State	2000	15	Deltha O'Neal	CB	California
1976	15	Tom Glassic	G	Virginia	2001	24	Willie Middlebrooks	CB	Minnesota
1977	18	Steve Schindler	G	Boston College	2002	19	Ashley Lelie	WR	Hawaii
1978	27	Don Latimer	DT	Miami (Fla.)	2003	20	George Foster	T	Georgia
1979	22	Kelvin Clark	T	Nebraska	2004	17	D.J. Williams	LB	Miami (Fla.)
1981	15	Dennis Smith	S	Southern Calif.	2006	11	Jay Cutler	QB	Vanderbilt
1982	21	Gerald Willhite	RB	San Jose State	2007	17	Jarvis Moss	DE	Florida
1983	4	Chris Hinton	G	Northwestern	2008	12	Ryan Clady	T	Boise State
1985	26	Steve Sewell	RB	Oklahoma	2009	12	Knowshon Moreno	RB	Georgia
1987	27	Ricky Nattiel	WR	Florida	2009	18	Robert Ayers	DE	Tennessee
1988	26	Ted Gregory	NT	Syracuse	2010	22	Demaryius Thomas	WR	Georgia Tech
1989	20	Steve Atwater	S	Arkansas	2010	25	Tim Tebow	QB	Florida
1991	4	Mike Croel	LB	Nebraska	2011	2	Von Miller	LB	Texas A&M

All-Time Draft Choices

1960 (First Selections)

**The 1960 draft class was released in alphabetical order, however, C Roger LeClerc (Trinity, CT) holds the distinction of being the franchise's first draft choice.*

Name	Pos.	School
Harry Ball	T	Boston College
Charley Britt	QB	Georgia
Dave Canary	E	Cincinnati
Paul Candro	HB	Boston University
Bill Carrico	G	North Texas State
Larry Cundiff	C	Michigan State
Bernard Darre	T	Tulane
Roger Davis	T	Syracuse
Lonnie Dennis	G	Brigham Young
John Dingens	T-G	Detroit
Maurice Doke	G	Texas
Mike Dowdle	FB	Texas
Wayne Hawkins	T	Pacific
Gary Huber	C	Miami (Ohio)
Dave Hudson	E	Florida
Claude King	HB	Houston
Don Klochak	FB	North Carolina
*Roger LeClerc**	*C*	*Trinity (CT)*
Dean Look	QB	Michigan State
Bill Mathis	HB	Clemson
Ken McNeece	T-G	San Jose State
James Monroe	QB	Arkansas
Ray Norton	HB	San Jose State
Robert Rosbaugh	HB	Miami (Fla.)
Mel Semenko	E	Colorado
Lebron Shields	T	Tennessee
Jack Spikes	FB	Texas Christian
Howard Turley	E	Louisville
Jim Walden	QB	Wyoming
Willie West	HB	Oregon
John Willener	G	Oregon
Bob Yates	T	Syracuse
Ken Young	E	Valparaiso
Bob Zimpter	T-G	Bowling Green

1960 (Second Selections)

Name	Pos.	School
Mel Branch	T-G	Louisiana State
Ronnie Cain	E	Kentucky
Jack Campbell	E	Toledo
Tom Chapman	E	Detroit
LaVelle Coleman	HB	Western Michigan
Jim Colvin	T-G	Houston
Teddy Foret	T-G	Auburn
Bobby Green	HB	Florida
Jack Hanlon	HB	Penn State
George Hershberger	T-G	Wichita State
Sam Homer	HB	Virginia Military
Bob Hudson	E	Clemson
Vic Jones	HB	Indiana
Billy Luplow	T-G	Arkansas
George Phelps	HB	Cornell College (Iowa)
Tom Roberts	T-G	Georgia Tech
Sam Stenger	C	Denver
Olin Treadway	QB	Iowa
John Wilkins	T-G	So. California
Emmet Wilson	T-G	Georgia Tech

1961

Rd.	Name	Pos.	School
1	Bob Gaiters	HB	New Mexico State
2	Jerry Hill	HB	Wyoming
3	Chas Strange	C	Louisiana State
4a	Roland McDole	T	Nebraska
4b	Sonny Davis *(from N.Y.)*	E	Baylor
5	Charles Cowan	E	New Mex. Highlands
6	Dale Evans	HB	Kansas State
7	Pat Patchen	E	Florida
9	Phil Nugent	QB	Tulane
10	Chas. Sturgeon	HB	Kentucky
11	John Simko	E	Augustana (S.D.)
12	Jerry Miller	E	Howard Payne
13	Ron Greene	G	Washington State
14	Bill Cooper	FB	Muskingum
15	Willie Crafts	G	Texas A&I
16	Jim Larkin	T	Hillsdale
17	Chuck Weiss	FB	Colorado
18	Chick Graning	HB	Georgia Tech
19	John Hobbs	G	Maryland-E. Shore
20	Buck McLeod	T	Baylor
21	Jim Morgan	HB	Iowa State
22	Tom Hackler	E	Tennessee Tech
23	Tom Jewell	T	Idaho State
24	E. A. Simms	E	New Mexico State
25	Pete Samms	T	Central State (Okla.)
26	Sam Smith	HB	Florence State
27	Donald Olson	HB	Nebraska
28	Wayne Lee	G	Colorado State
29	Archie Cobb	T	Nebraska
30	Dave Mills	HB	N.E. Missouri State

1962

Rd.	Name	Pos.	School
1	Merlin Olsen	T	Utah State
2	Jerry Hillebrand	E	Colorado
3	Charles Holmes	FB	Maryland-E. Shore
4	John Furman	QB	Texas-El Paso
7	John McGeever	HB	Auburn
8	Elbert Harris	HB	S.E. Louisiana
9	Larry Jepson	C	Furman
10	Gale Weidner	QB	Colorado
11	Mike Kline	G	Oregon State
13	Bob Cegelski	C	Montana State
14	Sonny Gibbs	QB	Texas Christian
15	Bill Louden	G	Benedictine
16	Gary Ballman	HB	Michigan State
17	Jerry Tarr	E	Oregon
18	Pete Schenk	E	Washington State
20	Mike Martin	E	Washington State
21	Jim Perkins	T	Colorado
22	Don Kasso	HB	Oregon State
23	Ken Tureaud	HB	Michigan
24	Neil Thomas	G	Hillsdale
25	Dave Edwards	E	Auburn
26	Jim Roberts	T	Mississippi
27	Andy VonSonn	C	UCLA
28	Paul Holmes	T	Georgia
29	Lynn Hoyem	C	Long Beach State
30	Walter Mince	HB	Arizona
31	Bill Williamson	T	Bakersfield J.C.
32	Vester Flanagan	T	Cal. State-Humboldt
33	Duane Allen	E	Santa Ana J.C.
34	Steve Stonebraker	E	Detroit

1963

Rd.	Name	Pos.	School
1	Kermit Alexander	HB	UCLA
2a	Ray Poage *(from New York)*	FB	Texas
2b	Tom Nomina	T	Miami (Ohio)
3	Tommy Janik	HB	Texas A&I
4	Lou Slaby	LB	Pittsburgh
5	Ray Mansfield	C	Washington
6	Anton Peters	T	Florida
7a	Mickey Slaughter *(from San Diego)*	QB	Louisiana Tech
7b	Paul Flatley	E	Northwestern
8a	Hewritt Dixon *(from Buffalo)*	FB	Florida A&M
8b	John Griffin	HB	Memphis State
9	Marv Fleming	E	Utah
10a	Lonnie Sanders	HB	Michigan State
10b	Pat Richter *(from Houston)*	E	Wisconsin
11	Billy Joe	FB	Villanova
12	John Gamble	E	Pacific
13	James Maples	C	Baylor
15	Winston Freeman	E	North Texas State
16	David Crossan	G	Maryland
17	Bob Paremore	HB	Florida A&M
18	Charles Mitchell	HB	Washington
19a	Frank Baker	FB	Toledo
19b	Bruce Starling *(from Dallas)*	HB	Florida
20	Dan Grimm	G	Colorado
21	Ross Nolan	E	N.E. Louisiana
22	Dave Mathiesen	QB	Washington State
23	Billy Mooty	HB	Arkansas
24	C.B. Simons	LB	Stanford
25	Forest Farmer	LB	Purdue
26	Monte Day	T	Fresno State
27	John Sellers	T	Bakersfield J.C.
28	Bill Reddell	HB	Occidental
29	Kern Carson	HB	San Diego State

1964

Rd.	Name	Pos.	School
1	Bob Brown	T	Nebraska
3a	Marv Woodson	DB	Indiana
3b	Matt Snorton *(from Boston)*	DE-E	Michigan State
6a	Don Shackleford	T	Pacific
6b	Al Denson *(from Oakland)*	FL	Florida A&M
7	Ray Kubala	C-T	Texas A&M
7a	Jerry Richardson *(from Houston)*	LB	West Texas State
8	Wally Hilgenberg	G-LB	Iowa
9	John Mims	T	Rice
12	Paul Krause	DB	Iowa
13	Charlie Parker	G	Southern Mississippi
14	Bob Hayes	HB	Florida A&M
15	Chuck Logan	E	Northwestern
16	Bob Cherry	E	Wittenburg
17	Jim McNaughton	E	Utah State
18	George Mira	QB	Miami (Fla.)
19	Odell Barry	FL	Findlay
21	Dick Herzing	T	Drake
22	Gary Lewis	HB	Arizona State
23	Ken Brusvan	T	Oregon State
24	Mickey Bitsko	LB	Dayton
25	Jim Jones	E	Wisconsin
26	Bob Berry	QB	Oregon

1965

Rd.	Name	Pos.	School
2	Dick Butkus	LB	Illinois
3	Glen Ressler	C	Penn State
4	George Donnelly	DB	Illinois
5a	Bob Breitenstein	T	Tulsa
5b	Max Leetzow *(from Oakland)*	DT	Idaho
6	Tom Wilhelm	T	Syracuse
7	Jim Garcia	DE	Purdue
8	John Holman	G	Wisconsin
9	Gerry Bussell	DB	Georgia Tech
10	Gene Jeter	LB	Arkansas-Pine Bluff
11	Tom Vaughan	HB	Iowa State
12	Tom Myers	QB	Northwestern
13	Mike Strofalino	LB	Villanova
14	John Frick	G	Ohio
15	Jeff Jordan	DB	Tulsa
16	Brian Schweda	T	Kansas
18	Larry Dupree	HB	Florida
19	Ron Oelschlager	HB	Kansas
20	Terry Metchner	G	Albion

1966

Rd.	Name	Pos.	School
1	Jerry Shay	T	Purdue
2	Freeman White	E	Nebraska
3	Bob Hadrick	E	Purdue
4	Randy Johnson	QB	Texas A&I
5	Billy Clay	DB	Mississippi
6	James Fulgham	T	Minnesota
7	Jerry Jone	G	Bowling Green
7a	Scotty Glacken *(from Buffalo)*	QB	Duke
8	Goldie Sellers	DB	Grambling
9	Ron Sbranti	LB	Utah State
10	Larry Cox	T	Abilene Christian
11	James Burns	G	Northwestern
13	Eric Crabtree	DB	Pittsburgh
14	Fred Forsberg	DT	Washington
15	Mike Ringer	DB	Oklahoma
16	Frank Rogers	K	Colorado
17	Gary Eickman	DE	Illinois
18	Tom Talaga	T	Notre Dame
19	Tom Coughlin	DE	Miami (Fla.)
20	Cliff Hysell	T	Montana State

1967

Rd.	No.	Name	Pos.	School
1	6	Floyd Little	HB	Syracuse
2	32	Thomas Beer	TE	Houston
3a	58	Mike Current *(from Miami)*	T	Ohio State
3b	59	George Goeddeke	C	Notre Dame
4	85	Carl Cunningham	DE	Houston
5a	110	Fran Lynch *(from Miami)*	FB	Hofstra
5b	113	John Huard	LB	Maine
6	139	Neal Sweeney	E	Tulsa
7	165	Frank Richter	G	Georgia
8	191	Tom Cassese	E	C.W. Post
9	217	James Summers	DB	Michigan State
10	243	Paul Krause	QB	Dubuque
11	269	Lou Andrus	DE	Brigham Young
13	321	Dennis Furjanic	DE	Houston
14	347	Tom Francisco	HB	Virginia Tech
15	373	Donald Smith	G	Florida A&M
16	399	Jack Lentz	QB	Holy Cross
17	425	Wayne Valley	T	Oregon State

1968

Rd.	No.	Name	Pos.	School
2	31	Curley Culp	DE	Arizona State
3a	58	Garrett Ford	RB	West Virginia
3b	75	Robert Vaughn *(from Kansas City)*	T	Mississippi
4a	91	Gordon Lambert *(from Miami)*	LB	Tennessee-Martin
4b	102	Drake Garrett *(from Kansas City)*	DB	Michigan State
4c	111	Gus Hollomon *(from Cincinnati)*	DB	Houston
8	196	Steve Holloway	DB	Weber State
9	222	Paul Smith	LB	New Mexico
10	252	Bob Langford	T	Middle Tenn. St.
12	304	Robert Hendrix	T	Mississippi
13	330	Charles Greer	DB	Colorado
14	357	Marlin Briscoe	RB	Nebraska-Omaha
15	386	Jeff Kuhman	LB	Vermont
16	412	Adin Brown	LB	William & Mary
17	438	Steve Grady	RB	So. California

1969

Rd.	No.	Name	Pos.	School
2	36	Grady Cavness	DB	Texas-El Paso
3	61	Bill Thompson	DB	Maryland-E. Shore
4a	84	Mike Schnitker *(from Boston through Kansas City)*	LB	Colorado
4b	88	Edward Hayes *(from Buffalo)*	DB	Morgan State
5	113	Frank Quayle	RB	Virginia
6a	131	Wandy Williams *(from Buffalo)*	RB	Hofstra
6b	140	Mike Coleman	RB	Tampa
7	165	Al Giffin	TE	Auburn
9	217	Henry Jones	RB	Grambling
10	244	Jim Smith	DB	Utah State
11	270	Alan Pastrana	QB	Maryland
12	296	Wes Plummer	DB	Arizona State
13	321	John Sias	SE	Georgia Tech
14	348	Gary Crane	LB	Arkansas State
15	373	Errol Kahoun	G	Miami (Ohio)
16	400	Billy Woods	DB	North Texas State
17	425	Buster O'Brien	QB	Richmond

1970

Rd.	No.	Name	Pos.	School
1	11	Bob Anderson	RB	Colorado
2	37	Alden Roche	DE	Southern
3	63	John Kohler	T	South Dakota
4	89	Jerry Hendren	WR	Idaho
5	115	Bill McKoy	LB	Purdue
6	141	John Mosier	TE	Kansas
7	167	Randy Montgomery	CB	Weber State
8	208	Lewis Porter *(from Kansas City)*	RB	Southern
9	219	Dave Washington	LB	Alcorn State

All-Time Draft Choices, cont.

10	247	Maurice Fullerton	DT	Tuskegee
11	271	Cleve Bryant	DB	Ohio University
12	301	Greg Jones	RB	UW-Whitewater
13	323	Jim McKoy	CB	Parsons College
14	349	Jeff Slipp	LB	Brigham Young
15	375	Maher Barakat	K	S. Dakota Tech
16	401	Bob Stewart	QB	Northern Arizona
17	427	Frank Kalfoss	K	Montana State

1971

Rd.	No.	Name	Pos.	School
1	12	Marv Montgomery	T	So. California
2	35	Dwight Harrison	WR	Texas A&I
4a	79	Lyle Alzado	DE	Yankton College
		(from Boston)		
4b	87	Cleo Johnson	CB	Alcorn State
6	139	Harold Phillips	C	Michigan State
7	165	Doug Adams	CB	Ohio State
8	187	Tom Beard	LB	Michigan State
		(from Houston)		
9	217	John Handy	LB	Purdue
10	243	Carlis Harris	WR	Idaho State
11	269	Roger Roitsch	DT	Rice
12	295	Floyd Franks	WR	Mississippi
13	321	Craig Blackford	QB	Evansville
14	350	Tommy Lyons	C	Georgia
15	373	Lawrence James	RB	Norfolk State
16	399	Steve Thompson	DT	Minnesota
17	425	Jack Simcsak	P-K	Virginia Tech

1972

Rd.	No.	Name	Pos.	School
1	5	Riley Odoms	TE	Houston
3	58	Bill Phillips	LB	Arkansas State
4	102	Tom Graham	LB	Oregon
		(from Minnesota)		
5	118	Jim Krieg	WR	Washington
		(from Philadelphia)		
8	186	Ronnie Estay	LB	Louisiana State
9	214	Floyd Priester	DB	Boston University
10	239	Richard Wilkins	DE	Maryland-E. Shore
11	263	Larry Brunson	WR	Colorado
12	292	Randy McDougall	DB	Weber State
13	317	Bob Warner	RB	Bloomsburg
14	342	Jerome Kundich	G	Texas-El Paso
15	370	Skip Parmenter	DT	Massachusetts
16	395	Tom Bougus	RB	Boston College
17	420	Lou Harris	RB	So. California

1973

Rd.	No.	Name	Pos.	School
1	9	Otis Armstrong	RB	Purdue
2	36	Barney Chavous	DE	S. Carolina St.
3a	54	Paul Howard	G	Brigham Young
		(from New Orleans through Wash. & Cleve.)		
3b	70	John Wood	DT	Louisiana State
		(from San Francisco through Wash. & S.D.)		
4	88	Tom Jackson	LB	Louisville
5	113	Charles McTorry	DB	Tennessee State
7a	165	Mike Askea	T	Stanford
7b	166	John Grant	DE	So. California
		(from Baltimore)		
9	217	Lyle Blackwood	DB	Texas Christian
10	244	Al Marshall	WR	Boise State
11	269	Elton Brown	DT	Utah State
12	296	Jim O'Malley	LB	Notre Dame
13a	319	Ed Smith	DE	Colorado College
		(from Buffalo)		
13b	321	Ed White	RB	Tulsa
14	348	John Hufnagel	QB	Penn State
15	373	Calvin Jones	DB	Washington
16a	398	Oliver Ross	RB	Alabama A&M
		(from Buffalo)		
16b	200	Ken Muhlbeier	C	Idaho
17	425	Kenneth Morgan	TE	Elon College

1974

Rd.	No.	Name	Pos.	School
1	14	Randy Gradishar	LB	Ohio State
2	42	Carl Wafer	DT	Tennessee State
3	68	Claudie Minor	T	San Diego State
		(from Cleveland)		
4	92	Ozell Collier	CB	Colorado
6	145	John Winesberry	WR	Stanford
10	248	Charlie Johnson	CB	Southern
11	276	Steve Buchanan	RB	Holy Cross
12	301	Larry Cameron	LB	Alcorn State
13	326	John Clerkley	DT	Fort Valley State
14	345	Rich Marks	DB	Northern Illinois
15	379	Piel Pennington	QB	Massachusetts
16	404	Darrell Austin	T	South Carolina
17	432	Boyd Brown	TE	Alcorn State

1975

Rd.	No.	Name	Pos.	School
1	17	Louis Wright	CB	San Jose State
2	43	Charlie Smith	DE	N. Carolina Cent.
3a	54	Mike Franckowiak	QB/KS	Central Michigan
		(from New York Giants)		
3b	69	Drew Mahalic	LB	Notre Dame
4a	84	Steve Taylor	DB	Georgia
		(from Kansas City)		
4b	95	Rick Upchurch	WR	Minnesota
5a	107	Stan Rogers	T	Maryland
		(from Atlanta)		
5b	121	Rubin Carter	DT	Miami (Fla.)
8	199	Steve Foley	S/QB	Tulane
9	225	Roussell Williams	DB	Arizona
10	240	Hank Englehardt	C	Pacific
		(from Kansas City)		
10	251	Steve Haggerty	WR	Nevada-Las Vegas
12	303	Harry Walters	LB	Maryland
13	329	Eric Penick	RB	Notre Dame
14	355	Jerry Arnold	G	Oklahoma
15	381	Ken Shelton	TE	Virginia
16	401	Bubba Bridges	DT	Colorado
17	433	Lester Sherman	RB	Albany State

1976

Rd.	No.	Name	Pos.	School
1	15	Tom Glassic	G	Virginia
2	43	Kurt Knoff	S	Kansas
4	107	Craig Penrose	QB	San Diego State
5	139	Lonnie Perrin	RB	Illinois
8	224	James Betterson	RB	North Carolina
9a	252	Jim Czirr	C	Michigan
9b	260	Jim Lisko	LB	Arkansas State
		(from St. Louis)		
10	278	Art Gilliam	DE	Grambling
11	306	Greg Pittman	LB	Iowa State
12	334	Randy Moore	DT	Arizona State
13	362	Donnie McGraw	CB	Houston
14	390	Larry Evans	LB	Mississippi Coll.
15	418	Wilbur Summers	P	Louisville
16	446	John Huddleston	LB	Utah
17	474	Randy Cozens	LB	Pittsburgh

1977

Rd.	No.	Name	Pos.	School
1	18	Steve Schindler	G	Boston College
2	45	Rob Lytle	RB	Michigan
4	101	Bill Bryan	C	Duke
7	185	Larry Swider	P	Pittsburgh
8	212	Calvin Culliver	RB	Alabama
9	241	Charles Jackson	NT	Washington
10	268	Orna Middlebrook	WR	Arkansas State
11	297	Phil Heck	LB	California
12	324	Scott Levenhagen	TE	Western Illinois

1978

Rd.	No.	Name	Pos.	School
1	27	Don Latimer	DT	Miami (Fla.)
2	55	Bill Gay	TE	So. California
8	221	Frank Smith	T	Alabama A&M
10	277	Vince Kinney	WR	Maryland
11	305	Lacy Brumley	T	Clemson

1979

Rd.	No.	Name	Pos.	School
1	22	Kelvin Clark	T	Nebraska
3	77	Bruce Radford	DE	Grambling
4	105	Charles Jefferson	DB	McNeese State

5	132	Rick Leach	QB	Michigan
6	148	Jeff McIntyre	LB	Arizona State
7	188	Luke Prestridge	P	Baylor
9	242	Charlie Taylor	WR	Rice
11	297	Zachary Dixon	RB	Temple
12	325	David Jacobs	K	Syracuse

1980

Rd.	No.	Name	Pos.	School
2	42	Rulon Jones	DE	Utah State
		(from Cleveland)		
3	74	Larry Carter	DB	Kentucky
4	107	Rick Parros	RB	Utah State
5a	131	Mike Harden	S	Michigan
5b	136	Laval Short	NT	Colorado
		(from San Diego)		
6	157	Keith Bishop	G	Baylor
7	184	John Havekost	G	Nebraska
8	197	Don Coleman	WR	Oregon
		(from Baltimore)		
9	243	Greg Bracelin	LB	California
10	270	Virgil Seay	RS	Troy State
11	297	Phil Farris	WR	North Carolina

1981

Rd.	No.	Name	Pos.	School
1	15	Dennis Smith	S	So. California
2	42	Clay Brown	TE	Brigham Young
4	98	Mark Herrmann	QB	Purdue
5	125	Ken Lanier	T	Florida State
6	151	Alvin Lewis	RB	Colorado State
7	181	Steve Busick	LB	So. California
9	234	Rusty Olsen	DE	Washington
11	290	Pat Walker	WR	Miami (Fla.)
12a	317	John Hankerd	LB	Notre Dame
		(from Detroit)		
12b	321	Mandel Robinson	RB	Wyoming

1982

Rd.	No.	Name	Pos.	School
1	21	Gerald Willhite	RB	San Jose State
		(from Buffalo)		
2	50	Orlando McDaniel	WR	Louisiana State
4	106	Dan Plater	WR	Brigham Young
		(from Buffalo)		
5	131	Sammy Winder	RB	Southern Mississippi
7	189	Alvin Ruben	DE	Houston
9	243	Keith Uecker	T	Auburn
10	274	Ken Woodard	LB	Tuskegee
11	300	Stuart Yatsko	G	Oregon
12	327	Brian Clark	G	Clemson

1983

Rd.	No.	Name	Pos.	School
1	4	Chris Hinton	G	Northwestern
2	31	Mark Cooper	T	Miami (Fla.)
3	60	Clinton Sampson	WR	San Diego State
5a	116	Weedy Harris	LB	Houston
5b	125	Bruce Baldwin	CB	Harding
		(from New Orleans)		
6	143	Victor Heflin	CB	Delaware State
7	172	Myron Dupree	CB	N. Carolina Cent.
8	197	Gary Kubiak	QB	Texas A&M
		(from Baltimore)		
9	228	Brian Hawkins	CB	San Jose State
10	254	Walt Bowyer	DE	Arizona State
11	283	Don Bailey	C	Miami (Fla.)
12	310	Karl Mecklenburg	NT/DE	Minnesota

1984

Rd.	No.	Name	Pos.	School
2	46	Andre Townsend	NT/DE	Mississippi
3	78	Tony Lilly	S	Florida
4	89	Randy Robbins	CB	Arizona
		(from San Diego through Tampa Bay)		
6	159	Aaron Smith	LB	Utah State
7	186	Clarence Kay	TE	Georgia
8a	207	Winford Hood	G	Georgia
		(from Green Bay)		
8b	218	Scott Garnett	NT	Washington
9	245	Chris Brewer	RB	Arizona
10	272	Bobby Micho	TE	Texas
11	298	Gene Lang	RB	Louisiana State
12	326	Murray Jarman	WR	Clemson

1984 Supplemental Draft

Rd.	No.	Name	Pos.	School
1	19	Freddie Gilbert	DE	Georgia
2	46	Rick Massie	WR	Kentucky
3	78	Reggie Smith	T	Kansas

1985

Rd.	No.	Name	Pos.	School
1	26	Steve Sewell	RB	Oklahoma
2a	31	Vance Johnson	WR	Arizona
		(from Houston)		
2b	54	Simon Fletcher	DE	Houston
4	110	Keli McGregor	TE	Colorado State
5	139	Billy Hinson	G	Florida
		(from Miami)		
7	194	Dallas Cameron	NT	Miami (Fla.)
8	222	Eric Riley	CB	Florida State
9	249	Daryl Smith	CB	North Alabama
10a	269	Buddy Funck	QB	New Mexico
		(from New England)		
10b	278	Ron Anderson	LB	Southern Methodist
11	306	Gary Rolle	WR	Florida
12	334	Dan Lynch	G	Washington St.

1986

Rd.	No.	Name	Pos.	School
4	104	Jim Juriga	G	Illinois
5	134	Tony Colorito	NT	So. California
6a	151	Orson Mobley	TE	Salem College (W.V.)
		(from Green Bay)		
6b	161	Mark Jackson	WR	Purdue
7	188	Ray Phillips	LB	N. Carolina St.
8	217	Bruce Klostermann	LB	S. Dakota St.
9	244	Joe Thomas	WR	Miss. Valley St.
10	271	Victor Hall	TE	Jackson State
11	301	Thomas Dendy	RB	South Carolina

1987

Rd.	No.	Name	Pos.	School
1	27	Ricky Nattiel	WR	Florida
3	86	Michael Brooks	LB	Louisiana State
4	111	Marc Munford	LB	Nebraska
6	167	Warren Marshall	RB	James Madison
7	194	Wilbur Strozier	TE	Georgia
8	222	Dan Morgan	G	Penn State
9	250	Bruce Plummer	CB	Mississippi State
10	278	Rafe Wilkinson	LB	Richmond
11a	299	Steve Roberts	DE	Washington
		(from L.A. Rams)		
11b	306	Tommy Neal	RB	Maryland
12	334	Tyrone Braxton	CB	North Dakota St.

1988

Rd.	No.	Name	Pos.	School
1	26	Ted Gregory	NT	Syracuse
2	45	Gerald Perry	T	Southern
3	79	Kevin Guidry	CB	Louisiana State
5	136	Corris Ervin	CB	Central Florida
7a	174	Pat Kelly	TE	Syracuse
		(from L.A. Rams)		
7b	192	Garry Frank	G	Mississippi State
9	248	Mel Farr Jr.	RB	UCLA
10	268	Channing Williams	RB	Arizona
		(from Pittsburgh)		
11	304	Richard Calvin	RB	Washington State
12	332	Johnny Carter	NT	Grambling

1989

Rd.	No.	Name	Pos.	School
1	20	Steve Atwater	S	Arkansas
		(from Cleveland)		
2a	41	Doug Widell	G/T	Boston College
2b	47	Warren Powers	DE	Maryland
		(from Cleveland)		
3	69	Darrell Hamilton	T	North Carolina
4	97	Jake McCullough	DE	Clemson
5	132	Darren Carrington	CB	Northern Arizona
		(from Cleveland)		
6	152	Anthony Stafford	WR	Oklahoma
7	180	Melvin Bratton	RB	Miami (Fla.)
8	208	Paul Green	TE	So. California
9a	236	Monte Smith	G	North Dakota
9b	241	Wayne Williams	RB	Florida
		(from Cleveland)		
10	264	Anthony Butts	NT	Mississippi State

All-Time Draft Choices, cont.

11	292	Richard Shelton	CB	Liberty
12	320	John Javis	WR	Howard

1989 Supplemental Draft

Rd.	No.	Name	Pos.	School
1		Bobby Humphrey	RB	Alabama

1990

Rd.	No.	Name	Pos.	School
2	52	Alton Montgomery	DB	Houston
4	92	Jeroy Robinson *(from Dallas)*	LB	Texas A&M
5a	111	Jeff Davidson *(from Atlanta)*	G	Ohio State
5b	136	Le-Lo Lang	DB	Washington
6	164	Ronnie Haliburton	TE	Louisiana State
7	192	Shannon Sharpe	WR	Savannah State
8	219	Brad Leggett	C	So. California
9	247	Todd Ellis	QB	South Carolina
10a	259	James Szymanski *(from Indianapolis)*	DE	Michigan State
10b	275	Anthony Thompson	LB	East Carolina

1991

Rd.	No.	Name	Pos.	School
1	4	Mike Croel	LB	Nebraska
2	30	Reggie Johnson	TE	Florida State
3	61	Keith Traylor	LB	Central State (Okla.)
4	89	Derek Russell *(from L.A. Rams)*	WR	Arkansas
5	115	Greg Lewis	RB	Washington
6	142	Nick Subis	T/C	San Diego State
8	200	Kenny Walker	DE	Nebraska
9	227	Don Gibson	NT	So. California
10	253	Curtis Mayfield	WR	Oklahoma State
11	284	Shawn Moore	QB	Virginia

1992

Rd.	No.	Name	Pos.	School
1	25	Tommy Maddox	QB	UCLA
2	54	Shane Dronett	DE	Texas
4	110	Chuck Johnson	T/G	Texas
5	137	Frank Robinson	CB	Boise State
7a	170	Ron Geater *(from Tampa Bay)*	DE	Iowa
7b	181	Jim Johnson *(from New York Jets)*	T	Michigan State
7c	193	Jon Bostick	WR	Nebraska
8	208	Dietrich Lockridge *(from New York Jets)*	T/G	Jackson State
9	249	Muhammad Oliver	CB	Oregon
10	278	Bob Meeks	C/T	Auburn
11	305	Cedric Tillman	WR	Alcorn State
12	334	John Granby	CB/S	Virginia Tech

1993

Rd.	No.	Name	Pos.	School
1	11	Dan Williams *(from Cleveland)*	DE	Toledo
2	43	Glyn Milburn	RB	Stanford
3a	69	Rondell Jones *(from L.A. Rams)*	S	North Carolina
3b	70	Jason Elam	P/K	Hawaii
4	98	Jeff Robinson	DE	Idaho
5	126	Kevin Williams	RB	UCLA
6	154	Melvin Bonner	WR	Baylor
7a	169	Clarence Williams *(from New England)*	TE	Washington State
7b	182	Tony Kimbrough	WR	Jackson State
8	210	Brian Stablein	WR	Ohio State

1994

Rd.	No.	Name	Pos.	School
2	51	Allen Aldridge	LB	Houston
4	123	Randy Fuller	CB	Tennessee State
7a	210	Keith Burns	LB	Oklahoma State
7b	212	Butler By´not´e *(from Green Bay)*	RB	Ohio State
7c	218	Tom Nalen *(from New York Giants)*	C	Boston College

1995

Rd.	No.	Name	Pos.	School
4a	121	Jamie Brown *(from Minnesota)*	T	Florida A&M
4b	124	Ken Brown *(from Dallas)*	LB	Virginia Tech
5	146	Phil Yeboah-Kodie	LB	Penn State
6a	182	Fritz Fequiere	G	Iowa
6b	196	Terrell Davis *(from Minnesota)*	RB	Georgia
7a	218	Steve Russ	LB	Air Force
7b	222	Byron Chamberlain *(from Atlanta)*	WR	Wayne State (Neb.)

1996

Rd.	No.	Name	Pos.	School
1	15	John Mobley	LB	Kutztown
2	44	Tory James	CB	Louisiana State
3a	65	Detron Smith *(from Baltimore)*	FB	Texas A&M
3b	78	Mark Campbell	DT	Florida
4a	100	Jeff Lewis *(from Baltimore)*	QB	Northern Arizona
4b	122	Darrius Johnson *(from Carolina)*	CB	Oklahoma
5	149	Patrick Jeffers *(from Carolina)*	WR	Virginia
6	181	Tony Veland	S	Nebraska
7a	213	Leslie Ratliffe *(from Baltimore)*	T	Tennessee
7b	226	Chris Banks	G	Kansas
7c	235	L.T. Levine *(from Carolina)*	RB	Kansas
7d	236	Brian Gragert	P	Wyoming

1997

Rd.	No.	Name	Pos.	School
1	28	Trevor Pryce	DT	Clemson
3	67	Dan Neil	G/C	Texas
4	124	Cory Gilliard	S	Ball State

1998

Rd.	No.	Name	Pos.	School
1	30	Marcus Nash	WR	Tennessee
2	61	Eric Brown	S	Mississippi State
3	91	Brian Griese	QB	Michigan
4	122	Curtis Alexander	RB	Alabama
5	153	Chris Howard	RB	Michigan
7a	200	Trey Teague *(from Philadelphia)*	T	Tennessee
7b	219	Nate Wayne	LB	Mississippi

1999

Rd.	No.	Name	Pos.	School
1	31	Al Wilson	LB	Tennessee
2a	58	Montae Reagor *(from San Francisco)*	DE	Texas Tech
2b	61	Lennie Friedman	G	Duke
3a	67	Chris Watson *(from Carolina)*	CB	Eastern Illinois
3b	93	Travis McGriff	WR	Florida
4	127	Olandis Gary	RB	Georgia
5a	158	David Bowens *(from Dallas)*	LB	Western Illinois
5b	167	Darwin Brown *(compensatory selection)*	CB	Texas Tech
6a	179	Desmond Clark *(from Washington)*	TE	Wake Forest
6b	204	Chad Plummer *(compensatory selection)*	WR	Cincinnati
7a	218	Billy Miller *(from Washington)*	WR	So. California
7b	238	Justin Swift	TE	Kansas State

2000

Rd.	No.	Name	Pos.	School
1	15	Deltha O'Neal *(from Baltimore)*	CB	California
2a	40	Ian Gold	LB	Michigan
2b	45	Kenoy Kennedy *(from Baltimore)*	S	Arkansas
3	70	Chris Cole	WR	Texas A&M

4a	101	Jerry Johnson	DT	Florida State
4b	112	Cooper Carlisle *(from Carolina)*	G/T	Florida
5	154	Muneer Moore *(from Seattle)*	WR	Richmond
6	189	Mike Anderson *(from St. Louis)*	RB	Utah
7a	214	Jarious Jackson	QB	Notre Dame
7b	246	Leroy Fields *(compensatory selection)*	WR	Jackson State

2001

Rd.	No.	Name	Pos.	School
1	24	Willie Middlebrooks	CB	Minnesota
2	51	Paul Toviessi *(from Tampa Bay through Buffalo)*	DE	Marshall
3	87	Reggie Hayward	DE	Iowa State
4a	113	Ben Hamilton *(from Green Bay)*	C	Minnesota
4b	120	Nick Harris	P	California
6	190	Kevin Kasper	WR	Iowa

2002

Rd.	No.	Name	Pos.	School
1	19	Ashley Lelie	WR	Hawaii
2	51	Clinton Portis	RB	Miami (Fla.)
3	96	Dorsett Davis *(from New England through Wash. and Balt.)*	DT	Mississippi State
4	131	Sam Brandon *(from New England)*	S	Nevada-Las Vegas
5	144	Herb Haygood *(from New England)*	WR	Michigan State
6	191	Jeb Putzier	TE	Boise State
7a	228	Chris Young *(from Atlanta)*	S	Georgia Tech
7b	231	Monsanto Pope	DT	Virginia

2003

Rd.	No.	Name	Pos.	School
1	20	George Foster	T	Georgia
2	51	Terry Pierce	LB	Kansas State
4a	108	Quentin Griffin *(from Carolina)*	RB	Oklahoma
4b	114	Nick Eason	DT	Clemson
4c	128	Bryant McNeal *(from Green Bay through Carolina)*	DE	Clemson
5a	157	Ben Claxton *(from New England)*	C	Mississippi
5b	158	Adrian Madise	WR	Texas Christian
6	194	Aaron Hunt	DE	Texas Tech
7a	227	Clint Mitchell	DE	Florida
7b	235	Ahmaad Galloway	RB	Alabama

2004

Rd.	No.	Name	Pos.	School
1	17	D.J. Williams *(from Cincinnati)*	LB	Miami (Fla.)
2a	41	Tatum Bell *(from Washington)*	RB	Oklahoma State
2b	54	Darius Watts	WR	Marshall
3	85	Jeremy LeSueur	CB	Michigan
5	152	Jeff Shoate	CB	San Diego State
6a	171	Triandos Luke *(from Washington)*	WR	Alabama
6b	190	Josh Sewell	C	Nebraska
7a	225	Matt Mauck	QB	Louisiana State
7b	247	Brandon Miree	RB	Pittsburgh
7c	250	Bradlee Van Pelt	QB	Colorado State

2005

Rd.	No.	Name	Pos.	School
2	56	Darrent Williams	CB	Oklahoma State
3a	76	Karl Paymah *(from Washington)*	CB	Washington State
3b	97	Domonique Foxworth *(compensatory selection)*	CB	Maryland
3c	101	Maurice Clarett *(compensatory selection)*	RB	Ohio State
6	200	Chris Myers	OL	Miami (Fla.)
7	239	Paul Ernster	K	Northern Arizona

2006

Rd.	No.	Name	Pos.	School
1	11	Jay Cutler *(from St. Louis)*	QB	Vanderbilt
2	61	Tony Scheffler	TE	Western Michigan
4a	119	Brandon Marshall *(from Washington)*	WR	Central Florida
4b	126	Elvis Dumervil	DE	Louisville
4c	130	Domenik Hixon *(compensatory selection)*	WR	Akron
5	161	Chris Kuper	G	North Dakota
6	198	Greg Eslinger	C	Minnesota

2007

Rd.	No.	Name	Pos.	School
1	17	Jarvis Moss *(from Jacksonville)*	DE	Florida
2	56	Tim Crowder	DE	Texas
3	70	Ryan Harris *(from Washington)*	T	Notre Dame
4	121	Marcus Thomas *(from Minnesota)*	DT	Florida

2008

Rd.	No.	Name	Pos.	School
1	12	Ryan Clady	T	Boise State
2	42	Eddie Royal	WR	Virginia Tech
4	108	Kory Lichtensteiger	C	Bowling Green State
4	119	Jack Williams *(from Washington)*	CB	Kent State
5	139	Ryan Torain *(from Oakland)*	RB	Arizona State
5	148	Carlton Powell	DT	Virginia Tech
6	183	Spencer Larsen *(from Houston)*	LB	Arizona
7	220	Josh Barrett	S	Arizona State
7	227	Peyton Hillis *(from Tampa Bay)*	FB	Arkansas

2009

Rd.	No.	Name	Pos.	School
1	12	Knowshon Moreno	RB	Georgia
1	18	Robert Ayers *(from Chicago)*	DE	Tennessee
2	37	Alphonso Smith *(from Seattle)*	CB	Wake Forest
2	48	Darcel McBath	S	Texas Tech
2	64	Richard Quinn *(from Pittsburgh)*	TE	North Carolina
4	114	David Bruton	S	Notre Dame
4	132	Seth Olsen *(from Pittsburgh)*	G	Iowa
5	141	Kenny McKinley *(from Baltimore through N.E., Phi. and Cle.)*	WR	South Carolina
6	174	Tom Brandstater *(from Detroit)*	QB	Fresno State
7	225	Blake Schlueter	C	Texas Christian

2010

Rd.	No.	Name	Pos.	School
1	22	Demaryius Thomas *(from New England)*	WR	Georgia Tech
1	25	Tim Tebow *(from Baltimore)*	QB	Florida
2	45	Zane Beadles	G	Utah
3	80	J.D. Walton	C	Baylor
3	97	Eric Decker *(from Philadelphia)*	WR	Minnesota
5	137	Perrish Cox *(from Cleveland through Philadelphia)*	CB	Oklahoma State
6	183	Eric Olsen	C	Notre Dame
7	225	Syd'Quan Thompson *(from Pittsburgh through Tampa Bay)*	CB	California
7	232	Jammie Kirlew *(from Baltimore through Tampa Bay)*	LB	Indiana

2011

Rd.	No.	Name	Pos.	School
1	2	Von Miller	LB	Texas A&M
2	45	Rahim Moore *(from San Francisco)*	S	UCLA
2	46	Orlando Franklin *(from Miami)*	T	Miami (Fla.)
3	67	Nate Irving	LB	North Carolina St.
4	108	Quinton Carter *(from San Francisco)*	S	Oklahoma
4	129	Julius Thomas *(from Green Bay)*	TE	Portland State
6	189	Mike Mohamed *(from New Orleans through New England)*	LB	California
7	204	Virgil Green *(from Carolina through Green Bay)*	TE	Nevada
7	247	Jeremy Beal *(compensatory selection)*	DE	Oklahoma

Miscellaneous Player Movement History

Equalization, Expansion Drafts

1962 — AFL Equalization Draft: Broncos obtain OG John Denvir from San Diego, OE Jerry Richardson from San Diego, QB Richie Lucas from Buffalo, DT Ike Lassiter from Dallas and HB Charles Bolden from Houston.

1966 — Expansion Draft: Broncos lost LB Tom Erlandson, DE Ed Cooke, OG Tommy Nomina and DB John McGeever to the Miami Dolphins.

1968 — Expansion Draft: Broncos lost RB Cookie Gilchrist, OG Pat Matson, LB Henry Sorrell, RB Mike Kellogg and DB Lonnie Wright to the Cincinnati Bengals.

1976 — Expansion Draft: Broncos lost T Mike Current and DT Bubba Bridges to Tampa Bay and DB Steve Taylor to Seattle.

1995 — Expansion Draft: Broncos lost WR Cedric Tillman to the Jacksonville Jaguars and FS Charles Swann to the Carolina Panthers.

1999 — Expansion Draft: Broncos lost WR Justin Armour to the Cleveland Browns.

2001 — Expansion Draft: No Broncos players taken by the Houston Texans.

Plan B Free Agent Signings/Losses (1989-92)

1989 — Signed: T Paul Blair (Chi.), DE Alphonso Carreker (G.B.), T Bill Contz (N.O.), TE Doug Cosbie (Dal.), LB Scott Curtis (Phi.), RB Kerry Goode (T.B.), CB Wymon Henderson (Min.), LB Blake Peterson (Was.), RB Reggie Ware (L.A. Raiders), CB Dennis Woodberry (Was.), WR Michael Young (L.A. Rams). **Lost:** DE Walt Bowyer (K.C.), WR Sam Graddy (L.A. Raiders), WR Jason Johnson (Pit.).

1990 — Signed: LB Ty Allert (Phi.), RB Lorenzo Hampton (Mia.), WR Jason Johnson (Pit.), TE David Little (Phi.), DE Mark Mraz (L.A. Raiders), CB Elliott Smith (S.D.), LB Rod Stephens (Sea.), TE Chris Verhulst (Hou.), DE Robb White (N.Y. Giants). **Lost:** TE Pat Kelly (N. Y. Jets), LB Bruce Klostermann (L. A. Raiders), C Mike Ruether (Atl.), LB Randy Thornton (N.Y. Giants).

1991 — Signed: CB Charles Dimry (Atl.), G Crawford Ker (Dal.), FB Robert Perryman (Dal.). **Lost:** LB Marc Munford (K.C.), RB Kerry Porter (Hou.).

1992 — Signed: TE Robert Awalt (Dal.), G/T Elbert Crawford (N.E.), QB Steve Pelleur (K.C.), T Frank Pollack (S.F.). **Lost:** S Randy Robbins (N.E.).

Unrestricted Free Agent Signings/Losses (1993-2011)

1993 — Signed: RB Rod Bernstine (S.D.), RB Robert Delpino (L.A. Rams), G Brian Habib (Min.), T Don Maggs (Hou.), LB Dave Wyman (Sea.). **Lost:** LB Michael Brooks (N.Y. Giants), WR Mark Jackson (N.Y. Giants).

1994 — Signed: WR Jeff Campbell (Det.), CB Ray Crockett (Det.), LB Richard Harvey (Buf.), CB Randy Hilliard (Cle.), WR Anthony Miller (S.D.). **Lost:** WR Vance Johnson (S.D.).

1995 — Signed: RB Aaron Craver (Mia.), LB Britt Hager (Phi.), S Tim Hauck (G.B.), DT James Jones (Cle.), OL Bill Lewis (Ari.), DT Mike Lodish (Buf.), WR Ed McCaffrey (S.F.), T Reggie McElroy (Min.), QB Bill Musgrave (S.F.), DT Michael Dean Perry (Cle.), G Mark Schlereth (Was.), T Bill Schultz (Hou.), CB Eric Thomas (N.Y. Jets), T Broderick Thompson (Phi.), CB Lionel Washington (L.A. Raiders). **Lost:** LB Richard Harvey (N.O.), T Kirk Scrafford (S.F.), DT Ted Washington (Buf.), C/G Dave Widell (Jac.).

1996 — Signed: CB Toi Cook (N.O.), DT Jumpy Geathers (Atl.), RB Vaughn Hebron (Phi.), LB Bill Romanowski (Phi.), WR Mike Sherrard (N.Y. Giants), DE Aaron Wallace (Oak.), DE Alfred Williams (S.F.). **Lost**: DT Shane Dronett (Atl.).

1997 — Signed: LB Arnold Ale (S.D.), WR Flipper Anderson (Was.), QB Bubby Brister, S Dedrick Dodge (S.F.), CB Darrien Gordon (S.D.), WR Willie Green (Car.), FB Howard Griffith (Car.), RB Derek Loville (S.F.), RB Anthony Lynn (S.F.), LB Godffrey Myles (Dal.), DE Neil Smith (K.C.), T Harry Swayne (S.D.), DT Keith Traylor (K.C.). **Lost**: RB Aaron Craver (S.D.), S Tim Hauck (Sea.), S Rondell Jones (Bal.), DE Jeff Robinson (Stl.), OL Ralph Tamm (K.C.).

1998 — Signed: QB Doug Nussmeier (N.O.), DE Marvin Washington (S.F.). **Lost**: LB Allen Aldridge (Det.), G Brian Habib (Sea.).

1999 — Signed: T Tony Berti (Sea.), CB Dale Carter (K.C.), DE Carl Reeves (Chi.). **Lost**: LB Keith Burns (Chi.), WR Willie Green (Mia.), T Harry Swayne (Bal.), DE Marvin Washington (S.F.).

2000 — Signed: DE Lester Archambeau (Atl.), G David Diaz-Infante (Phi.), QB Gus Frerotte (Det.), DT Bob Kuberski (N.E.), CB Jeremy Lincoln (N.Y. Giants), LB Ricardo McDonald (Chi.), DE Kavika Pittman (Dal.), CB Darryl Pounds (Was.). **Lost**: DT Paul Grasmanis (Phi.), CB Tory James (Oak.), TE Shannon Sharpe (Bal.).

2001 — Signed: T Ethan Brooks (Ari.), FB Tony Carter (N.E.), LB Henri Crockett (Atl.), T Todd Fordham (Jac.), TE Patrick Hape (T.B.), WR Eddie Kennison (Chi.), DT Leon Lett (Dal.), CB Denard Walker (Ten.). **Lost**: CB Ray Crockett (K.C.), TE Byron Chamberlain (Min.).

2002 — Signed: DT Lional Dalton (Bal.), LB Terry Killens (S.F.), S Izell Reese (Dal.), T Ephraim Salaam (Atl.). **Lost**: CB Eric Davis (Det.), QB Gus Frerotte (Cin.), T Trey Teague (Buf.).

2003 — Signed: DT Daryl Gardener (Was.), G Heath Irwin (Stl.), QB Jake Plummer (Ari.). **Lost**: RB Olandis Gary (Buf.), CB Tyrone Poole (N.E.), DT Montae Reagor (Ind.), Izell Reese (Buf.).

2004 — Signed: DE Marco Coleman (Phi.), T Cornell Green (T.B.), QB Mike Quinn (Hou.), TE O.J. Santiago (Oak.), TE Jed Weaver (S.F.). **Lost:** DE Bertrand Berry (Ari.), LB Keith Burns (T.B.), WR Chris Cole (Oak.), LB Ian Gold (T.B.).

2005 — Signed: TE Stephen Alexander (Det.), LB Keith Burns (T.B.), RB Ron Dayne (N.Y. Giants), G Cameron Spikes (Ari.). **Lost**: DE Reggie Hayward (Jac.), S Kenoy Kennedy (Det.), LB Donnie Spragan (Mia.).

2006 — Signed: LB Nate Webster (Cin.). **Lost**: DT Monsanto Pope (N.Y. Jets).

2007 — Signed: TE Daniel Graham (N.E.), LB Warrick Holdman (Was.), G Montrae Holland (N.O.), LB D.D. Lewis (Sea.), P Todd Sauerbrun (N.E.), RB Paul Smith (Stl.). **Lost**: G Cooper Carlisle (Oak.), DE Patrick Chukwurah (T.B.), DT Michael Myers (Cin.).

2008 — Signed: LB Boss Bailey (Det.), WR Keary Colbert (Car.), LB Niko Koutouvides (Sea.), S Marquand Manuel (Car.), WR Samie Parker (K.C.), RB Michael Pittman (T.B.), C Casey Wiegmann (K.C.). **Lost**: K Jason Elam (Atl.), S Nick Ferguson (Hou.).

2009 — Signed: RB J.J. Arrington (Ari.), RB Correll Buckhalter (Phi.), LB Andra Davis (Cle.), S Brian Dawkins (Phi.), DT Ronald Fields (S.F.), WR Jabar Gaffney (N.E.), CB André Goodman (Mia.), T Brandon Gorin (Stl.), S Renaldo Hill (Mia.), RB LaMont Jordan (N.E.), LS Lonie Paxton (N.E.), DL/LB Darrell Reid (Ind.), QB Chris Simms (Ten.), G Scott Young (Cle.). **Lost**: CB Karl Paymah (Min.).

2010 — Signed: DL Justin Bannan (Bal.), DL Jarvis Green (N.E.), LB Nick Griesen (Den.), CB Nate Jones (Mia.). **Lost**: G/C Ben Hamilton (Sea.), DL Vonnie Holliday (Was.).

2011 — Signed: TE Daniel Fells (Stl.), TE Dante Rosario (Car.), DT Marcus Thomas (Den.). **Lost**: OL Ryan Harris, FB Kyle Eckel, DL Ronald Fields, RB Laurence Maroney.

Broncos Trade History

2011

Obtained 2nd-2011(S Rahim Moore), 4th-2011 (S Quinton Carter) and 5th-2011 [traded to Green Bay (TE D.J. Williams)] from San Francisco in exchange for 2nd-2011 (QB Colin Kaepernick).
Obtained 4th-2011 (TE Julius Thomas) and 7th-2011 (TE Virgil Green) from Green Bay in exchange for 5th-2011 (TE D.J. Williams) and 6th-2011 (LB D.J. Smith).

2010

Obtained QB Brady Quinn from Cleveland in exchange for RB Peyton Hillis, 6th-2011 and a conditional 2012 draft selection.
Obtained 2nd-2010 [traded to Baltimore (LB Sergio Kindle)] and 2nd-2011 from Miami in exchange for WR Brandon Marshall.
Obtained 5th-2010 (CB Perrish Cox) from Philadelphia through Cleveland in a three-way trade that sent TE Tony Scheffler to Detroit along with 7th-2010 [traded to Philadelphia (LB Jamar Chaney)].
Obtained 1st-2010 [traded to Philadelphia (DE Brandon Graham)] and 4th-2010 [traded to New England (TE Aaron Hernandez)] from San Francisco for 1st-2010 (T Anthony Davis).
Obtained 1st-2010 [traded to Dallas via New England (WR Dez Bryant)], 3rd-2010 [traded to Baltimore (TE Ed Dickson)] and 3rd-2010 (WR Eric Decker) from Philadelphia in exchange for 1st-2010 (DE Brandon Graham).
Obtained 1st-2010 (WR Demaryius Thomas) from New England in exchange for 1st-2010 [traded to Dallas (WR Dez Bryant)] and 4th-2010 (TE Aaron Hernandez).
Obtained 1st-2010 (QB Tim Tebow) from Baltimore in exchange for 2nd-2010 (LB Sergio Kindle), 3rd-2010 (TE Ed Dickson) and 4th-2010 (TE Dennis Pitta).
Obtained 7th-2010 (CB Syd'Quan Thompson) and 7th-2010 (LB Jammie Kirlew) from Tampa Bay in exchange for 5th-2011.
Obtained LB Joe Mays from Philadelphia in exchange for RB J.J. Arrington.
Obtained TE Dan Gronkowski from Detroit in exchange for CB Alphonso Smith.
Obtained RB Laurence Maroney and a 6th-2011 [traded to Minnesota through Cleveland (T DeMarcus Love)] from New England in exchange for a 4th-2011 [traded to Seattle (LB K.J. Wright)].

2009

Obtained QB Kyle Orton, 1st-2009 (DE Robert Ayers), 3rd-2009 [traded to Pittsburgh (WR Mike Wallace)] and 1st-2010 [traded to San Francisco (T Anthony Davis)] from Chicago in exchange for QB Jay Cutler and 5th-2009 (WR Johnny Knox).
Obtained 2nd-2009 (CB Alphonso Smith) from Seattle in exchange for 1st-2010 (S Earl Thomas).
Obtained 2nd-2009 (TE Richard Quinn) and 4th-2009 (G Seth Olsen) from Pittsburgh in exchange for 3rd-2009 (G Kraig Urbik) and 3rd-2009 (WR Mike Wallace).
Obtained 5th-2009 (WR Kenny McKinley) from Baltimore through New England, Philadelphia and Cleveland in exchange for 5th-2009 (TE Davon Drew) and 6th-2009 (RB Cedric Peerman).
Obtained 6th-2009 (QB Tom Brandstater) from Detroit in exchange for 7th-2009 (LB Zack Follett) and 5th-2010.
Obtained DL Le Kevin Smith and a 7th-2010 from New England [traded to Washington via Philadelphia and New England (T Selvish Capers)] in exchange for 5th-2010 [traded to New Orleans through Oakland and Jacksonville (C Matt Tennant)].
Obtained OL Russ Hochstein from New England in exchange for 7th-2010 [traded to Washington via Philadelphia (T Selvish Capers)].

2008

Obtained 5th-2009 [traded to Chicago (WR Johnny Knox)] from Seattle in exchange for WR Keary Colbert.
Obtained 7th-2009 [traded to Detroit (LB Zack Follett)] from Atlanta in exchange for CB Domonique Foxworth.
Obtained 5th-2010 from Dallas [traded to New Orleans through New England, Oakland and Jacksonville (C Matt Tennant)] in exchange for G Montrae Holland.
Obtained DT Dewayne Robertson from N.Y. Jets in exchange for a conditional 2009 draft pick (did not meet conditions).
Obtained 6th-2008 (FB/LB Spencer Larsen) from Houston in exchange for C Chris Myers.

2007

Obtained 5th-2008 (RB Ryan Torain) from Oakland in exchange for DT Gerard Warren.
Obtained DT Jimmy Kennedy from St. Louis in exchange for 6th-2008 [traded to Washington (CB Kareem Moore)].
Obtained 4th-2007 (DT Marcus Thomas) from Minnesota in exchange for 6th-2007 (LB Rufus Alexander), 7th-2007 (WR Chandler Williams) and 3rd-2008 [traded to Kansas City (RB Jamaal Charles)].
Obtained 1st-2007 (DE Jarvis Moss) from Jacksonville in exchange for 1st-2007 (S Reggie Nelson), 3rd-2007 [traded to Baltimore (T Marshal Yanda)] and 6th-2007 [traded to Atlanta (C Doug Datish)].
Obtained 7th-2008 (FB Peyton Hillis) from Tampa Bay in exchange for QB Jake Plummer.
Obtained CB Dré Bly and 6th-2007 [traded to Minnesota (LB Rufus Alexander)] from Detroit in exchange for RB Tatum Bell, T George Foster and 5th-2007 (LB Johnny Baldwin).

2006

Obtained 3rd-2007 (T Ryan Harris) and 4th-2008 (CB Jack Williams) from Washington in a three-way trade in which Denver WR Ashley Lelie was sent to Atlanta, which traded RB T.J. Duckett to Washington.
Obtained WR Javon Walker from Green Bay in exchange for 2nd-2006 [traded to Atlanta (CB Jimmy Williams)].
Obtained 1st-2006 (QB Jay Cutler) from St. Louis in exchange for 1st-2006 (CB Tye Hill) and 3rd-2006 (DT Claude Wroten).
Obtained 2nd-2006 [traded to Green Bay (then traded to Atlanta (CB Jimmy Williams)) in exchange for WR Javon Walker] and 3rd-2006 [traded to St. Louis (TE Domonique Byrd)] from San Francisco in exchange for 1st-2006 (LB Manny Lawson).
Obtained 1st-2006 [traded to St. Louis (CB Tye Hill) with 3rd-2006 (DT Claude Wroten) for 1st-2006 (QB Jay Cutler)] from Atlanta in exchange for 1st-2006 [traded to N.Y. Jets (C Nick Mangold)], 3rd-2006 [traded to St. Louis (TE Domonique Byrd)] and 4th-2007 [traded to Minnesota and then traded back to Denver (DT Marcus Thomas)].

2005

Obtained DE John Engelberger from San Francisco in exchange for CB Willie Middlebrooks.
Obtained P Todd Sauerbrun from Carolina in exchange for 7th-2006 (DE Stanley McClover) and P Jason Baker.
Obtained 3rd-2005 (CB Karl Paymah), 1st-2006 [traded to San Francisco (LB Manny Lawson) in exchange for 2nd-2006 [traded to Green Bay (then traded pick to to Atlanta (CB Jimmy Williams) in exchange for WR Javon Walker], 3rd-2006 [traded to St. Louis (TE Domonique Byrd)] and 4th-2006 (WR Brandon Marshall) from Washington in exchange for 1st-2005 (QB Jason Campbell).
Obtained DE Ebenezer Ekuban and DT Michael Myers from Cleveland in exchange for RB Reuben Droughns.
Obtained DT Gerard Warren from Cleveland in exchange for 4th-2005 [traded through Seattle, Carolina, Green Bay and Philadelphia (T Todd Herremans)].

2004

Obtained DT Ellis Johnson from Atlanta in exchange for 5th-2005 (LB Michael Boley).
Obtained 1st-2004 (LB D.J. Williams) from Cincinnati in exchange for 1st-2004 [traded to St. Louis (RB Steven Jackson) for 1st-2004 (RB Chris Perry) and 4th-2004 (T Stacy Andrews)], 4th-2004 (DE Robert Geathers) and CB Deltha O'Neal.
Obtained 2nd-2004 (RB Tatum Bell) and CB Champ Bailey from Washington in exchange for RB Clinton Portis.

2003

Obtained 6th-2004 (WR Triandos Luke) from Washington in exchange for DT Lional Dalton.
Obtained 4th-2003 (DE Bryant McNeal) and 5th-2003 (C Ben Claxton) from New England in exchange for 4th-2003 (CB Asante Samuel).

Major Trades, cont.

Obtained 4th-2003 (RB Quentin Griffin), 4th-2003 [traded to New England (CB Asante Samuel) in exchange for 4th-2003 (DE Bryant McNeal) and 5th-2003 (C Ben Claxton)] and 7th-2003 (DE Clint Mitchell) from Carolina in exchange for 3rd-2003 (DB Ricky Manning).

2002

Obtained 4th-2002 (S Sam Brandon) and 5th-2002 (WR Herb Haygood) from New England in exchange for 4th-2002 (QB Rohan Davey).
Obtained 3rd-2002 (DT Dorsett Davis) from Baltimore in exchange for 4th-2002 (P Dave Zastudil) and 5th-2002 (TE Terry Jones).

2001

Obtained 7th-2002 (S Chris Young) from Atlanta in exchange for LB Henri Crockett.
Obtained 4th-2002 [traded to Baltimore (P Dave Zastudil), along with 5th-2002 (TE Terry Jones)] from Atlanta in exchange for 7th-2001 (S Corey Hall), 7th-2001 (G Kynan Forney) and 7th-2001 (DE Ronald Flemons).
Obtained 2nd-2001 (DE Paul Toviessi) from Buffalo in exchange for 2nd-2001 (RB Travis Henry) and 4th-2001 (LB Brandon Spoon).

2000

Obtained 4th-2001 [traded back to Buffalo (LB Brandon Spoon) along with 2nd-2001 (RB Travis Henry)] in exchange for 2nd-2001 (DE Paul Toviessi)] from Buffalo in exchange for CB Chris Watson.
Obtained 4th-2001 (C Ben Hamilton) from Green Bay in exchange for LB Nate Wayne.
Obtained WR Robert Scott from Green Bay in exchange for conditional draft choice.
Obtained 5th-2000 (WR Muneer Moore) from Seattle in exchange for 6th-2000 (WR James Williams) and 7th-2000 (DB Clifton Black).
Obtained 1st-2000 (CB Deltha O'Neal) and 2nd-2000 (S Kenoy Kennedy) from Baltimore in exchange for 1st-2000 (WR Travis Taylor).
Obtained 6th-2000 (RB Mike Anderson) from St. Louis in exchange for RB Derek Loville.
Obtained S Billy Jenkins from St. Louis in exchange for 5th-2000 (DE Brian Young) and 5th-2001 (traded by St.Louis to Washington: WR Darnerian McCants).
Obtained 7th-2001 [traded to Atlanta (G Kynan Forney)] from Green Bay in exchange for LB David Bowens.

1999

Obtained 7th-2000 [traded to Seattle (DB Clifton Black) along with 6th-2000 (WR James Williams) in exchange for 5th-2000 (WR Muneer Moore)] and 7th-2001 [traded to Atlanta (S Corey Hall) along with 7th-2001 (G Kynan Forney) and 7th-2001 (DE Ronald Flemons) in exchange for 4th-2002] from Washington in exchange for CB Tito Paul.
Obtained RB John Avery from Miami in exchange for WR Marcus Nash.
Obtained 6th-1999 (TE Desmond Clark) and 7th-1999 (WR Billy Miller) from Washington in exchange for 5th-1999 (T Derek Smith).
Obtained 3rd-1999 (CB Chris Watson) and 4th-2000 (G/T Cooper Carlisle) from Carolina in exchange for QB Jeff Lewis.

1998

Obtained 5th-1999 (DE/LB David Bowens) from Dallas in exchange for TE Kendell Watkins.
Obtained 7th-1998 (T Trey Teague) from Philadelphia in exchange for 6th-1999 (WR Troy Smith).
Obtained 2nd-1999 (DE Montae Reagor) from San Francisco in exchange for T Jamie Brown.

1997

Obtained 3rd-1997 (G Dan Neil) from N.Y. Jets for 3rd-1997 (WR Dedric Ward), 6th-1997 (QB Chuck Clements), 7th-1997 (Jason Ferguson) and 6th-1998 (Dustin Johnson).
Obtained T Tony Jones from Baltimore for 2nd-1997 (DB Kim Herring).

1996

Obtained WR Todd Kinchen from St. Louis for 5th-1997 (Taje Allen).
Obtained 2nd-1996 [traded to Baltimore (CB Deron Jenkins) for three more picks: 3rd-1996 (RB Detron Smith), 4th-1996 (QB Jeff Lewis) and 7th-1996 (T Leslie Ratliffe)] and 7th-1996 (P Brian Gragert) from Detroit in exchange for RB/KR Glyn Milburn.
Obtained 4th-1996 (S Darrius Johnson), 5th-1996 (WR Patrick Jeffers) and 7th-1996 (RB L.T. Levine) from Carolina for 4th-1996 (Emmanuel McDaniel).

1995

Obtained 4th-1995 (T Jamie Brown) and 6th-1995 (RB Terrell Davis) from Minnesota in exchange for 4th-1995 (QB Chad May).

1994

Obtained 4th-1995 (LB Ken Brown) from Los Angeles Rams in exchange for QB Tommy Maddox.
Obtained 7th-1994 (C Tom Nalen) from New York Giants in exchange for WR Arthur Marshall.
Obtained WR Mike Pritchard and 7th-1995 (TE Byron Chamberlain) from Atlanta in exchange for 3rd-1994 (G Alai Kalaniuvalu) and 1st-1995 (dealt to Minnesota, which selected WR Derrick Alexander).
Obtained DT Ted Washington from San Francisco in exchange for 5th-1994 (to Green Bay: Dorsey Levens).
Obtained CB Ben Smith from Philadelphia for 3rd-1995 (WR Chris T. Jones) and 5th-1996 (Whit Marshall).

1993

Obtained T Gary Zimmerman from Minnesota in exchange for 1st-1994 (Dewayne Washington), 6th-1994 (Andrew Jordan) and 2nd-1995 (Orlando Thomas).
Obtained 7th-1994 (Butler By'not'e) from Green Bay in exchange for G Doug Widell.
Obtained undisclosed conditional draft choice from Minnesota in exchange for WR Vance Johnson.
Obtained 1st-1993 (Dan Williams) from Cleveland for 1st-1993 (Steve Everitt) and 3rd-1993 (Mike Caldwell).
Obtained 3rd-1993 (Rondell Jones) from L.A. Raiders for RB Gaston Green.
Obtained 3rd-1993 (dealt to Cleveland: Mike Caldwell) and 7th-1993 (Clarence Williams) from Atlanta for S Alton Montgomery.

1992

Obtained RB Sammie Smith from Miami for RB Bobby Humphrey.
Obtained 7th-1992 (Jim Johnson) and 8th-1992 (Dietrich Lockridge) from New York Jets in exchange for 6th-1992 (Jeff Blake).
Obtained 7th-1992 (Ron Geater) from Tampa Bay in exchange for WR Ricky Nattiel.

1991

Obtained T Harvey Salem from Detroit in exchange for 3rd-1992 (Thomas McLemore).
Obtained RB Gaston Green and 4th-1991 (Derek Russell) from L.A. Rams for T Gerald Perry and 12th-1991 (Jeff Pahukoa).

1990

Obtained DE David Galloway from Phoenix for 8th-1991 (Greg Amsler).
Obtained T/C David Widell from Dallas for 7th-1991 (Leon Lett).
Obtained 8th-1991 (traded back to Phoenix: Greg Amsler) from Phoenix for TE David Little.
Obtained 10th-1990 (James Szymanski) from Los Angeles Raiders for 11th-1990 (Ron Lewis).
Obtained 5th-1990 (Jeff Davidson) from New England for 4th-1991 (dealt to Pittsburgh: Sammy Walker).

1989

Obtained DE Ron Holmes from Tampa Bay for 4th-1990 (Tony Mayberry).
Obtained DE Kevin Brooks and 4th-1990 (Jeroy Robinson) from Dallas for 3rd-1990 (dealt to New England: Greg McMurtry).
Obtained K David Treadwell from Phoenix in exchange for 12th-1990 (Ken McMichel).
Obtained 1st-1989 (Steve Atwater), 2nd-1989 (Warren Powers), and a 5th-1989 (Darren Carrington) from Cleveland for 1st-1989 (Eric Metcalf).

1988

Obtained FB Calvin Thomas from Chicago in exchange for undisclosed conditional draft choice.
Obtained NT Shawn Knight from New Orleans for NT Ted Gregory.
Obtained undisclosed future draft choice from Washington in exchange for RB/TE Bobby Micho.
Obtained C Mike Ruether from Phoenix in exchange for LB Ricky Hunley.
Obtained RB Tony Dorsett from Dallas in exchange for conditional 5th-1989 (Jeff Roth).
Obtained rights to S Kip Corrington from Detroit in exchange for conditional undisclosed future draft choice.

1987

Obtained 10th-1988 (Channing Williams) from Pittsburgh for LB Ken Woodard.
Obtained G Stefan Humphries from Chicago for P Bryan Wagner.
Obtained C/G Larry Lee from Miami for 8th-1988 (Louis Cheek).

1986

Obtained 11th-1987 (Steve Roberts) and undisclosed future draft choice (7th-1988; Pat Kelly) from Los Angeles Rams in exchange for LB Steve Busick.
Obtained CB Mark Haynes from the New York Giants in exchange for 2nd-1986 (Pepper Johnson) and 6th-1986 (obtained from Tampa Bay; Giants selected Ron Brown), and 2nd-1987 (Adrian White).

1985

Obtained TE Mike Barber from Los Angeles Rams in exchange for 12th-1986 (Marcus DuPree).
Obtained 2nd-1985 (Vance Johnson) from Houston in exchange for 2nd-1985 (obtained from Tampa Bay; Houston selected Richard Byrd) and 5th-1985 (Lee Johnson).
Obtained 6th-1986 (Orson Mobley) from Green Bay in exchange for QB Scott Brunner.

1984

Obtained 6th-1986 (traded to Giants in 1986 in Mark Haynes deal; Giants selected Ron Brown) from Tampa Bay in exchange for DE Brison Manor.
Obtained rights to LB Ricky Hunley from Cincinnati for 1st-1986 (Tim McGee), 3rd-1986 (David Fulcher) and 5th-1987 (Greg Horne).
Obtained WR Butch Johnson from Houston in exchange for 3rd-1985 (Mike Kelley).
Obtained WR Dave Logan from Cleveland in exchange for 4th-1984 (Rickey Bolden).
Obtained QB Scott Brunner from New York Giants in exchange for 4th-1984 (Gary Reasons).
Obtained 4th-1984 (Randy Robbins) and conditional undisclosed future draft choice (2nd-1985; traded to Houston: Richard Byrd) from Tampa Bay in exchange for QB Steve DeBerg.
Obtained TE Eason Ramson from San Francisco in exchange for 5th-1984 (dealt to Atlanta: Cliff Benson).
Obtained LB Stan Blinka from New York Jets in exchange for 6th-1985 (Rich Miano).

1983

Obtained 5th-1985 (Billy Hinson) from Miami in exchange for LB Larry Evans.
Obtained 8th-1984 (Winford Hood) from Green Bay in exchange for DE Greg Boyd.
Obtained rights to QB John Elway from Baltimore for G Chris Hinton, 1st-1984 (Ron Solt) and QB Mark Herrmann.

1982

Obtained 4th-1984 (dealt to Cleveland for Dave Logan; Cleveland selected Rickey Bolden) from New Orleans in exchange for T Kelvin Clark.
Obtained S J.T. Thomas from Pittsburgh in exchange for 8th-1983 (Henry Odom).
Obtained linebacker Robert L. Jackson from Cleveland for 6th-1982 (Mike Whitwell).
Obtained 1st-1982 (Gerald Willhite) and 4th-1982 (Dan Plater) from Buffalo Bills for 1st-1982 (Perry Tuttle).

1981

Obtained QB Steve DeBerg from San Francisco for 4th-1983 (dealt to Rams: Chuck Nelson).
Obtained WR Wade Manning from Buffalo for 8th-1982 (dealt to Dallas: George Peoples).
Obtained future undisclosed draft choice (5th-1983; Bruce Baldwin) from New Orleans for LB Rob Nairne.
Obtained RB Tony Reed from Kansas City for 3rd-1981 (Roger Taylor) and 4th-1982 (Stuart Anderson).

1980

Obtained WR Emery Moorehead from New York Giants for 8th-1981 (Mark Reed).
Obtained RB Don Hardeman from Baltimore for 12th-1980 (Marvin Sims).
Obtained CB Perry Smith from St. Louis for 8th-1980 (Grant Hudson) and 10th-1981 (Jim Joiner).
Obtained RB Lawrence McCutcheon from Los Angeles for 3rd-1982 (dealt to Houston; Robert Abraham).
Obtained QB Matt Robinson from N.Y. Jets for 1st-1980 (dealt to San Francisco: Jim Stuckey), 2nd-1980 (Ralph Clayton) and QB Craig Penrose.

1979

Obtained 8th-1980 (Don Coleman) from Baltimore for P Bucky Dilts.
Obtained 2nd-1980 (Rulon Jones) and 5th-1980 (Laval Short) and 3rd-1981 (traded to Kansas City: Roger Taylor) for DE Lyle Alzado.

1978

Obtained OT Tom Neville from New England for 10th-1979.
Obtained DB Charlie West and 6th-1979 (Jeff McIntyre) for TE Bill Gay.
Obtained future undisclosed draft choice from Detroit for center Mike Montler.

1977

Obtained RB Jim Jensen from Dallas for 6th-1979 (Martin Cox).
Obtained OT Andy Maurer from San Francisco for 9th-1978 (Steve McDaniels).
Obtained C Mike Montler from Buffalo for 2nd-1979 (Jim Haslett).
Obtained DB Bernard Jackson from Cincinnati for 3rd-1978 (Don Bass) and 7th-1978 (G Dan Bass).
Obtained QB Craig Morton from the New York Giants for QB Steve Ramsey and 5th-1978 (Brian DeRoo).

1976

Obtained LB Godwin Turk from New York Jets for 5th-1977 (Gary Gregory).
Obtained OT Bill Bain from Green Bay for 3rd-1977 (Rick Scribner).
Obtained 9th-1976 (Jim Lisko) from St. Louis for DB Jeff Severson.

1975

Obtained DB Jeff Severson from Houston for 7th-1976 (Larry Harris).
Obtained past considerations from Kansas City for TE Billy Masters.
Obtained C Phil Olsen from Los Angeles for WR Otto Stowe, 3rd-1976 and 6th-1977 (Art Best).
Obtained DB Clarence Ellis from Atlanta for DB Charles Greer, WR Jerry Simmons and 6th-1976 (Stan Varner).
Obtained DT Greg Marx and 5th-1975 (Stan Rogers) from Atlanta for G Larron Jackson.

1974

Obtained 4th-1975 (Steve Taylor) from Kansas City for LB Tom Graham.
Obtained 10th-1975 (Hank Englehardt) from Kansas City for T Tom Drougas.
Obtained 3rd-1975 (Mike Franckowiak) from New York Giants for RB Joe Dawkins.

MAJOR TRADES, CONT.

Obtained RB Jon Keyworth from Washington for 6th-1975 (Mark Doak) and 11th-1975 (Ardell Johnson).
Obtained DB John Rowser from Pittsburgh for 6th-1974 (James Wolfe) and 9th-1974 (Tommy Reamon).

1973

Obtained LB Ray May from Baltimore for 3rd-1974 (Robert Pratt) and 8th-1974 (Paul Miles).
Obtained DB Dale Hackbart from St. Louis for 10th-1974 (Greg Hartle).
Obtained LB Bill Laskey from Baltimore for 7th-1974 (Dan Dickel).
Obtained WR Gene Washington from Minnesota for WR Rod Sherman and 5th-1974 (Jim Ferguson).

1972

Obtained 3rd-1974 (Claudie Minor) and 6th-1974 (traded to Pittsburgh: James Wolfe) from Cleveland for QB Don Horn.
Obtained WR Haven Moses from Buffalo for WR Dwight Harrison.
Obtained 3rd-1973 (Paul Howard) from Cleveland for DE Rich Jackson.
Obtained C Bobby Maples from Pittsburgh for 6th-1973 (Ron Bell).
Obtained T Rick Sharp from Pittsburgh for 8th-1973 (Loren Toews).
Obtained DE-T Lloyd Voss from Pittsburgh for 5th-1973 (Dave Reavis).
Obtained QB Charley Johnson from Houston for 3rd-1973 (dealt to Baltimore: Bill Olds).
Obtained RB Eddie Ray and 3rd-1973 (John Wood) from San Diego for DT Dave Costa.
Obtained 7th-1973 (John Grant) from Baltimore for TE John Mosier.
Obtained LB Al Andrews from Buffalo for LB Dave Washington.
Obtained 5th-1973 (traded to Pittsburgh: Dave Reavis) from New Orleans for LB John Huard.

1971

Obtained RB Joe Dawkins from Houston for RB Dickie Post.
Obtained OG Larron Jackson and 5th-1972 from Houston for DB Cleophus Johnson.
Obtained LB Olen Underwood from Houston for OG Bob Young.
Obtained 5th-1972 (Jim Krieg) from Philadelphia for QB Pete Liske.
Obtained RB Dickie Post from San Diego for 2nd-1972 (dealt to Rams: Jim Bertelsen).
Obtained QB Steve Ramsey from New Orleans for 4th-1972 (dealt to Dallas: Tim Kearney).
Obtained T Roger Shoals from Detroit for LB Carl Cunningham.
Obtained QB John Stofa from Miami for 7th-1972 (Bill Adams).
Obtained DB Butch Byrd from Buffalo for 5th-1972 (Robert Penchion).
Obtained DB Leroy Mitchell from Houston for DB John Charles.
Obtained DB John Charles and 4th-1972 (Tom Graham) from Minnesota for WR Al Denson.
Obtained QB Don Horn and 1st-1972 (Riley Odoms) from Green Bay for DE Alden Roche and 1st-1972 (Willie Buchanon).
Obtained K Jim Turner from New York Jets for K Bobby Howfield.

1970

Obtained DB Cornell Gordon from New York Jets for DB Gus Hollomon.
Obtained TE Jim Whalen from Boston for TE Tom Beer.
Obtained DB Paul Martha from Pittsburgh for C Walter Highsmith and T Wallace Dickey.
Obtained RB Booker Edgerson from Buffalo for 5th-1972 (dealt to Houston and then Atlanta: Billy Taylor).
Obtained FB Willis Crenshaw from St. Louis for 3rd-1971 (Jim Livesay).
Obtained TE Billy Masters from Buffalo for 5th-1971 (Tim Beamer).
Obtained 8th-1971 (Tom Beard) from Houston for RB Tom Smiley.
Obtained 4th-1971 (Lyle Alzado) from Boston for K Charlie Gogolak.

1969

Obtained RB Tom Smiley from Cincinnati for WR Eric Crabtree.
Obtained T Walt Barnes from Kansas City for 8th-1970 (Fred Barry).

1968

Obtained a future draft choice from the N.Y. Jets for DB Nemiah Wilson, later canceled when Wilson was cut by the Jets.
Obtained 4th-1969 (Mike Schnitker) from Kansas City for DT Curley Culp.
Obtained 3rd-1968 (Robert Vaughan) from Kansas City for DB Goldie Sellers.
Obtained 4th-1968 (Drake Garrett) from Kansas City for RB Wendell Hayes.
Obtained 6th-1969 (Wandy Williams) from Buffalo for RB Charlie Mitchell.

1967

Obtained QB Steve Tensi from San Diego for 1st-1968 (Russ Washington) and 1st-1969 (Marty Domres).
Obtained OG Dick Tyson, LB Ray Schmautz and DE Rich Jackson from Oakland for WR Lionel Taylor and C Jerry Sturm.
Obtained RB Cookie Gilchrist, QB George Wilson, OG Ernie Park and DE Earl Faison from Miami for DE Dan LaRose, LB Jerry Hopkins RB Abner Haynes, and 6th-1968 (Kim Hammond).
Obtained WR Bill Cronin from Miami for DT Ray Jacobs.
Obtained DT Dave Costa from Buffalo for 4th-1968 (Edgar Chandler).
Obtained DT Rex Mirich and 3rd-1967 (dealt to Buffalo: Tom Rhoads) from Oakland for DB Willie Brown and QB Mickey Slaughter.

1966

Obtained 3rd-1967 (Mike Current) and 5th-1967 (Fran Lynch) from Miami for RB Cookie Gilchrist.
Obtained LB Archie Matsos from Oakland for RB Hewritt Dixon.

1965

Obtained RB Cookie Gilchrist from Buffalo for RB Billy Joe.
Obtained RB Abner Haynes from Kansas City for LB Jim Fraser.

1964

Obtained DT Stan Fanning and 6th-1964 (Al Denson) from Oakland for RB Gene Mingo.
Obtained QB Jacky Lee for two years use from Houston for 1st-1965 and DT Bud McFadin.
Obtained LB Marv Matuszak and DB Billy Atkins from Buffalo for C Walt Cudzik.
Obtained DT-K Dick Guesman, DE Ed Cooke, DT Charlie Janerette, OG Sid Fournet and LB Jim Price from New York Jets for DB Bob Zeman, LB Wahoo McDaniel, WR Gene Prebola and DT Gordy Holz.

1962

Obtained RB Bo Dickinson from Dallas for OB Carl Larpenter.
Obtained HB Bob Scarpitto, DB Bob Zeman and OE Luther Hayes from San Diego for cash.

1960

Obtained DB Goose Gonsoulin from Dallas for FB Jack Spikes.

ALL-TIME COACHES ROSTER

COACH	POSITION	YEARS OF SERVICE (TOTAL)
B		
Joe Baker	Linebackers	2007 (1)
	Offensive Assistant	2008 (1)
Vernon Banks	Strength and Conditioning	1993-94 (2)
Clancy Barone	**Tight Ends**	**2009 (1)**
	Offensive Line	**2010 (1)**
Marvin Bass	Special Assistant	1982-83, '85-92 (10)
	Offensive Line	1984 (1)
Jeremy Bates	Offensive Assistant	2006 (1)
	Wide Receivers/Quarterbacks	2007 (1)
	Quarterbacks	2008 (1)
Jim Bates	Assistant Head Coach/Defense	2007 (1)
Chip Beake	Quality Control	2006 (1)
Raymond Berry	Quarterbacks	1992 (1)
Marv Braden	Special Teams	1977-80 (4)
Ronnie Bradford	Special Teams Assistant	2003 (1)
	Special Teams	2004-06 (3)
	Assistant Defensive Backs	2007 (1)
	Defensive Backs	2008 (1)
Tim Brewster	Tight Ends	2005-06 (2)
Jacob Burney	Defensive Line	2002-04, '07-08 (5)
	Defensive Line/Ends	2005-06 (2)
Keith Burns	**Special Teams Assistant**	**2007-10 (4)**
Frank Bush	Linebackers	1995-99 (5)
	Nickel Package/Secondary	2000 (1)
	Special Teams	2001-03 (3)
C		
Troy Calhoun	Defensive Assistant	2003 (1)
	Offensive Assistant/Special Teams	2004 (1)
	Assistant to Head Coach	2005 (1)
Brian Callahan	**Coaching Assistant**	**2010 (1)**
Ken Carpenter	Assistant	1961 (1)
Rubin Carter	Assistant Defensive Line	1987-88 (2)
Jim Cason	Backfield	1960 (1)
Dwayne Chandler	Assistant Strength and Conditioning	2007-08 (2)
Barney Chavous	Assistant Strength and Conditioning	1989 (1)
	Defensive Assistant	1990-92 (3)
	Assistant Strength/Assistant Defensive Line	1993-94 (2)
	Assistant Strength/Assistant Offensive Line	1995-99 (5)
Max Coley	Offensive Coordinator	1972-76 (5)
Joe Collier	Defensive Backfield	1969-71 (3)
	Defensive Coordinator	1972-81 (10)
	Assistant Head Coach/Defense	1982-88 (7)
Dick Coury	Wide Receivers	1972-73 (2)
Larry Coyer	Linebackers	2000-02 (3)
	Defensive Coordinator	2003-06 (4)
D		
Kay Dalton	Wide Receivers	1974-76 (3)
	Special Offensive Assistant	1986 (1)
Joe DeCamillis	Defensive Quality Control	1991-92 (2)
Rick Dennison	Offensive Assistant	1995-96 (2)
	Special Teams	1997-2000 (4)
	Offensive Line	2001-05, '09 (6)
	Offensive Coordinator	2006 (1)
	Offensive Coordinator/Offensive Line	2007-08 (2)
George Dickson	Defensive Backs	1964-65 (2)
Dale Dodrill	Defensive Line	1960-63, '66 (5)
Kirk Doll	Assistant Defensive Backs	2004 (1)
	Linebackers	2005-06 (2)
Ed Donatell	Defensive Backs	1995-99, '09-10 (7)
Karl Dorrell	Wide Receivers	2000-02 (3)
Whitey Dovell	Offensive Line	1967-70, '79-80 (6)
	Special Teams/Tight Ends	1971 (1)
Rod Dowhower	Offensive Coordinator	1980 (1)
	Offensive Coordinator/Wide Receivers	1981-82 (2)
George Dyer	Defensive Line	1995-2001 (7)
	Assistant to Head Coach	2002 (1)

ALL-TIME COACHES ROSTER

E

Hunter Enis	Offensive Backs	1967-71 (5)

F

Jim Fassel	Offensive Coord./Quarterbacks	1993 (1)
	Assistant Head Coach/Offensive Coordinator	1994 (1)
Jack Faulkner	Head Coach	1962-64 (3)
Frank Filchock	Head Coach	1960-61 (2)
Jedd Fisch	Wide Receivers	2008 (1)
Mo Forte	Running Backs	1988-92 (5)
	Wide Receivers	1993-94 (2)
Jerry Frei	Offensive Line	1972-75, '81-82 (6)
Leon Fuller	Defensive Backs	1994 (1)

G

Chan Gailey	Special Teams/Tight Ends	1985-86 (2)
	Tight Ends/Receivers	1987 (1)
	Quarterbacks	1988 (1)
	Offensive Coordinator/Receivers	1989-90 (2)
Bob Gambold	Linebackers	1972-73 (2)
	Defensive Backs	1974-77 (4)
Adam Gase	**Wide Receivers**	**2009-10 (2)**
Alex Gibbs	Offensive Line	1984-87 (4)
	Assistant Head Coach/Offensive Line	1995-2003 (9)
David Gibbs	Safeties	2001 (1)
	Secondary	2002-04 (3)
Mike Giddings	Assistant Offensive Line	1976 (1)
Gary Glick	Defensive Backs	1962 (1)
I.J. Gorman	Strength and Conditioning	1983-84 (2)
Ken Gray	Offensive Line	1977-78 (2)
Bob Griffin	Assistant	1966 (1)

H

John Hadl	Quarterbacks/Receivers	1983 (1)
Bishop Harris	Running Backs	1993-94 (2)
Mike Heimerdinger	Wide Receivers	1995-99 (5)
	Assistant Head Coach	2006 (1)
	Assistant Head Coach/Quarterbacks	2007 (1)
George Henshaw	Offensive Line	1988-90 (3)
	Wide Receivers	1991 (1)
	Offensive Coordinator/Receivers	1992 (1)
Ed Hughes	Defensive Backs	1963 (1)

J

Charlie Jackson	Defensive Assistant	2007-08 (2)
Bill Johnson	Defensive Line	2007-08 (2)
Charley Johnson	Quarterbacks	1976 (1)
Reed Johnson	Special Teams	1981 (1)
Stan Jones	Defensive Line	1967-71, '76-88 (18)

K

Larry Kennan	Wide Receivers	1988 (1)
Gary Kubiak	Offensive Coordinator/Quarterbacks	1995-2002 (8)
	Offensive Coordinator	2003-05 (3)

L

Charlie Lee	Running Backs	1981 (1)
Earl Leggett	Defensive Line	1989-90 (2)
John Levra	Offensive Line	1993-94 (2)
Justin Lovett	**Strength and Conditioning Assistant**	**2010 (1)**
Anthony Lynn	Assistant Special Teams	2000-02 (3)

M

Dick MacPherson	Defensive Backs	1967-68 (2)
	Linebackers	1969-70 (2)
Ray Malavasi	Defensive Line	1964-65 (2)
	Head Coach/Offensive Line	1966 (1)
Pete Mangurian	Tight Ends/Assistant Offensive Line	1988-90 (3)
	Offensive Line	1991-92 (2)
Jim Martin	Offensive Line	1962 (1)
Don "Wink" Martindale	Linebackers	2009 (1)
	Defensive Coordinator	2010 (1)
Marv Matuszak	Defensive Backs	1966 (1)
Richie McCabe	Defensive Backs	1978-82 (5)
Mike McCoy	**Offensive Coordinator/Quarterbacks**	**2009 (1)**
	Offensive Coordinator	**2010 (1)**
Ben McDaniels	Coaching Assistant	2009 (1)
	Quarterbacks	2010 (1)

ALL-TIME COACHES ROSTER

M (CONT.)

Josh McDaniels	Head Coach	2009-10 (2)
Thomas McGaughey	Special Teams Assistant	2005-06 (2)
Pat McPherson	Defensive Assistant	1998 (1)
	Offensive Assistant	1999-2002 (4)
	Quarterbacks	2003-06 (4)
	Tight Ends	2007-08 (2)
Bus Mertes	Offensive Back	1965-66 (2)
Keith Millard	Assistant Defensive Line/Pass Rush Specialist	2003-04 (2)
Al Miller	Strength and Conditioning	1985-92 (8)
Red Miller	Offensive Line	1963-65 (3)
	Head Coach	1977-80 (4)
Ron Milus	**Defensive Backs**	**2000-02 (3)**
Myrel Moore	Offensive Line/Special Teams	1972 (1)
	Linebackers	1973-77, '83-88 (11)
	Offensive Line	1982 (1)

N

Nick Nicolau	Special Assistant	1981 (1)
	Running Backs	1982-87 (6)
Mike Nolan	Special Teams	1987 (1)
	Special Teams/Defensive Assistant	1988 (1)
	Linebackers	1989-92 (4)
	Defensive Coordinator	2009 (1)
Rex Norris	Defensive Line	1994 (1)
Wayne Nunnely	**Defensive Line**	**2009-10 (2)**

O

Scott O'Brien	Special Teams Coordinator	2007-08 (2)

P

Dwain Painter	Offensive Assistant	1997 (1)
Brian Pariani	Tight Ends	1995-2004 (10)
Babe Parilli	Quarterbacks	1977-79 (3)
Andre Patterson	Defensive Line/Tackles	2005-06 (2)
Roman Phifer	Assistant Linebackers	2009-10 (2)
Wade Phillips	Defensive Coordinator	1989-92 (4)
	Head Coach	1993-94 (2)
Fran Polsfoot	Wide Receivers	1977-80 (4)
	Tight Ends/Special Teams	1981-84 (4)
Ricky Porter	Offensive Assistant	1997-98 (2)
	Assistant Strength and Conditioning	1999 (1)
Mike Priefer	Special Teams Coordinator	2009-10 (2)

R

Dan Radakovich	Offensive Line	1983 (1)
John Ralston	Head Coach	1972-76 (5)
Dan Reeves	Head Coach	1981-92 (12)
Alvin Reynolds	Assistant Defensive Backs/Quality Control	1993-94 (2)
	Defensive Assistant/Assistant Defensive Backs	1995 (1)
Ray Rhodes	Defensive Coordinator	2001-02 (2)
Harold Richardson	Special Teams	1989-90 (2)
	Special Teams/Tight Ends	1991-92 (2)
	Special Assistant to Head Coach/Offense	1993-94 (2)
Paul Roach	Offensive Backs	1977-80 (4)
Greg Robinson	Defensive Coordinator	1995-2000 (6)
Jay Rodgers	**Coaching Assistant**	**2009-10 (2)**
Sam Rutigliano	Wide Receivers	1967-70 (4)
Jim Ryan	Defensive Assistant	2005-06 (2)
	Offensive Assistant	2007 (1)
	Linebackers	2008 (1)

S

Lou Saban	Head Coach	1967-71 (5)
Greg Saporta	**Strength and Conditioning Assistant**	**1995-2010 (16)**
Mike Shanahan	Wide Receivers	1984 (1)
	Offensive Coordinator	1985-87 (3)
	Quarterbacks	1989-90 (2)
	Offensive Coordinator	1991 (1)
	Head Coach	1995-2008 (14)
Bob Slowik	Defensive Backs	2005-06 (2)
	Defensive Coordinator/Defensive Backs	2007 (1)
	Defensive Coordinator	2008 (1)
Ryan Slowik	Defensive Assistant	2005-06 (2)
	Special Teams Assistant	2007 (1)
	Assistant Defensive Backs	2008 (1)

All-Time Coaches Roster

S (cont.)		
Cedric Smith	Assistant Strength and Conditioning	2001-06 (6)
Jerry Smith	Offensive Line/Head Coach	1971 (1)
Richard Smith	**Special Teams/Assistant Linebackers**	**1993-94 (2)**
	Special Teams	**1995-96 (2)**
Rick Smith	Defensive Assistant	1996-99 (4)
Mac Speedie	Offensive Ends	1962-63 (2)
	Offensive Ends/Head Coach	1964 (1)
	Head Coach	1965-66 (2)
Jimmy Spencer	Assistant Defensive Backs	2003, '05-06 (3)
	Defensive Backs	2004 (1)
Ernie Stautner	Defensive Line	1991-93 (3)
Les Steckel	Tight Ends	1993-94 (2)
Eric Studesville	**Running Backs/Head Coach**	**2010 (1)**
T		
John Teerlinck	Pass Rush Specialist	1997-2001 (5)
Terry Tumey	Defensive Assistant	1999-2000 (2)
Bobby Turner	Running Backs	1995-2009 (15)
Rich Tuten	**Strength and Conditioning**	**1995-2010 (16)**
U		
Doc Urich	Defensive Line	1972-75 (4)
	Offensive Line	1976 (1)
	Special Teams	1984 (1)
	Tight Ends/Assistant Offensive Line	1985 (1)
W		
Doak Walker	Special Assignments	1966 (1)
Charlie Waters	Special Teams	1988 (1)
	Defensive Backs	1989-92 (4)
	Defensive Coordinator	1993-94 (2)
Steve Watson	Defensive Assistant	2001-02 (2)
	Wide Receivers	2003-06 (4)
	Associate Head Coach	2007-08 (2)
Charlie West	Defensive Backs	1983-88 (6)
Y		
Zaven Yaralian	Head Coach's Assistant	2001 (1)
John-Paul Young	Linebackers	1993-94 (2)
Z		
Bob Zeman	Linebackers	1978-82 (5)

Broncos Assistants Who Became NFL Head Coaches After Their Time On Denver's Staff

A total of 15 individuals were named an NFL head coach after serving as an assistant on the Broncos' coaching staff. This list includes three active NFL head coaches in Chan Gailey (Buffalo), Gary Kubiak (Houston) and Mike Shanahan (Washington).

ASSISTANTS WHO BECAME NFL HEAD COACHES AFTER THEIR TIME ON THE BRONCOS' COACHING STAFF

	Coach	Yrs. w/Den. as an asst.	Yrs. as NFL Head Coach	Career Rec. Inc. Postseason
1.	Mac Speedie	1962-64	Den. ('64-66)	6-19-1 (.250)
2.	Ray Malavasi	1964-66	Den. ('66)/LAN ('78-82)	47-44 (.516)
3.	Ed Hughes	1963	Hou. ('71)	4-9-1 (.321)
4.	Jerry Smith	1971	Den. ('71)	2-3 (.400)
5.	Red Miller	1963-65	Den. ('77-80)	42-25 (.627)
6.	Sam Rutigliano	1967-70	Cle. ('78-84)	47-52 (.475)
7.	Rod Dowhower	1980-82	Ind. ('85-86)	5-24 (.172)
8.	**Mike Shanahan**	**'84-87, '89-91**	**LAA ('88-89)/Den. ('95-08)/Wash. ('10-Pres.)**	**160-113- (.586)**
9.	Dick MacPherson	1967-70	N.E. ('91-92)	8-24 (.250)
10.	Wade Phillips	1989-92	N.O. ('85)/Den. ('93-94) Buf. ('98-00)/Atl. ('03)/Dal. ('07-10)	83-66 (.557)
11.	**Chan Gailey**	**1985-90**	**Dal. ('98-99)/Buf. ('10-Pres.)**	**22-28 (.440)**
12.	Jim Fassel	1993-94	NYG ('97-03)	60-56-1 (.517)
13.	Mike Nolan	1987-92, '09	S.F. ('05-08)	18-37 (.286)
14.	**Gary Kubiak**	**1995-05**	**Hou. ('06-Pres.)**	**37-43 (.463)**
15.	Eric Studesville*	2010-Pres.	Den. ('10)	1-3 (.250)

*Note: Bold denotes active NFL head coach / *Studesville was Denver's interim head coach for the last four games of the 2010 season.*

Broncos All-Time Roster

List includes players who spent time on the active roster during the regular or postseason. ***Current players in bold.***
† Indicates player was signed during 1987 strike, and played only during that three-game span as a replacement player)
** Indicates information is incomplete; does not include starts for seasons prior to 1968*

No.	Name	Pos.	Hgt.	Wgt.	College	GP	GS	Years
A								
21	Hamza Abdullah	S	6-2	213	Washington State	24	8	2005-08
81	Bob Adams	TE	6-2	225	Pacific	2	0	1975
12/81	Charlie Adams	WR	6-2	190	Hofstra	24	2	2003-06
95	Sam Adams	DT	6-3	350	Texas A&M	11	11	2007
73	Scott Adams	T	6-6	315	Georgia	0	0	1997
60	Kenneth M. Adamson	G	6-2	235	Notre Dame	32	N/A	1960-62
57	Allen Aldridge	LB	6-1	245	Houston	64	45	1994-97
68	Steve Alexakos	G	6-2	260	San Jose State	8	1	1970
58	Elijah Alexander	LB	6-2	230	Kansas State	41	24	1993-95
40	Jeff Alexander	RB	6-0	232	Southern	21	6	1989, '92
58	Kevin Alexander	LB	6-4	265	Clemson	8	0	2010
69	P.J. Alexander	T	6-4	297	Syracuse	16	0	2003-05, '07
80	Ray Alexander	WR	6-4	195	Florida A&M	8	0	1984
45	Roc Alexander	CB	5-10	190	Washington	26	1	2004-05
82	Stephen Alexander	TE	6-4	250	Oklahoma	32	29	2005-07
25	Ted Alflen	RB	6-0	195	Springfield College	4	0	1969
24	Donald R. Allen	FB	6-0	200	Texas	10	N/A	1960
22	Elihu (Buddy) Allen	HB	5-11	193	Utah State	1	N/A	1961
57	Ty Allert	LB	6-2	233	Texas	7	0	1990
73	Henry Allison	T	6-3	255	San Diego State	3	0	1977
62	Vaughn S. (Buddy) Alliston	LB	6-0	218	Mississippi	11	N/A	1960
94	Luis Almanzar	DT	6-3	295	Southwest Missouri State	0	0	2003
25	Anthony Alridge	RB	5-9	185	Houston	0	0	2008
77	Lyle Alzado	DE	6-3	255	Yankton College	99	98	1971-78
22	David R. Ames	HB	6-0	185	Richmond	7	N/A	1961
11	Bobby Anderson	HB	6-0	208	Colorado	48	22	1970-73
23	Marques Anderson	S	5-11	210	UCLA	6	0	2005
38	Mike Anderson	RB	6-0	230	Utah	74	51	2000-05
83	Willie "Flipper" Anderson	WR	6-0	175	UCLA	4	0	1997
86	Mitch Andrews	TE	6-2	239	Louisiana State	8	3	1987
84	Lou Andrus	LB	6-6	230	Brigham Young	8	N/A	1967
92	Lester Archambeau	DE	6-5	275	Stanford	3	0	2000
83	Justin Armour	WR	6-4	210	Stanford	8	0	1998
24	Otis Armstrong	RB	5-10	196	Purdue	96	58	1973-80
65	LeFrancis Arnold	G/C	6-3	245	Oregon	2	0	1974
73	Mike Askea	T	6-4	260	Stanford	4	0	1973
28	Billy Atkins	DB	6-1	196	Auburn	3	N/A	1964
74	Frank Atkinson	DE	6-3	240	Stanford	3	N/A	1964
47	George Atkinson	S	6-0	180	Morris Brown	6	0	1979
27	Steve Atwater	S	6-3	217	Arkansas	155	155	1989-98
33	John Avery	RB	5-9	190	Mississippi	7	0	1999
67	John Ayers	G	6-5	258	West Texas State	9	5	1987
56	**Robert Ayers**	**OLB/DE**	**6-3**	**274**	**Tennessee**	**26**	**11**	**2009-10**
B								
56/65	Jay Bachman	C	6-3	250	Cincinnati	45	1	1968-71
97	Boss Bailey	LB	6-3	232	Georgia	6	6	2008
24	**Champ Bailey**	**CB**	**6-0**	**192**	**Georgia**	**101**	**101**	**2004-10**
75	Bill Bain	T	6-4	279	Southern California	15	14	1976-1978
75	Chris Baker	DL	6-2	329	Hampton	1	0	2009
6	Jason Baker	P	6-2	205	Iowa	4	0	2004
74	Jerry Baker	T	6-2	297	Tulane	5	0	1983
35	**Lance Ball**	**RB**	**5-9**	**220**	**Maryland**	**10**	**0**	**2010**
79	Chris Banks	G	6-1	300	Kansas	20	1	1998-99
97	Justin Bannan	DL	6-3	310	Colorado	16	16	2010
85	Mike Barber	TE	6-3	235	Louisiana Tech	10	1	1985
62	Ernie Barnes	G	6-3	247	North Carolina Central	25	N/A	1963-64
73	Walter Barnes	DE	6-3	245	Nebraska	19	0	1969-71
86	Dean Barnett	TE	6-2	225	Nevada-Las Vegas	8	0	1983
36	Josh Barrett	S	6-2	225	Arizona State	20	3	2008-09
42	Odell Barry	HB	5-10	180	Findlay	26	N/A	1964-65
52	James Barton	C	6-5	250	Marshall	28	N/A	1961-62
54	Rick Baska	LB	6-3	225	UCLA	18	0	1976-77
46	Norman Bass	DB	6-3	210	Pacific	1	0	1964
67	D'Anthony Batiste	OL	6-4	314	Louisiana at Lafayette	5	0	2010
68	**Zane Beadles**	**OL**	**6-4**	**305**	**Utah**	**16**	**14**	**2010**
64	Scott Beavers	G	6-4	277	Georgia Tech	2	0	1990
57	Jordan Beck	LB	6-2	233	Cal Poly/SLO	11	0	2007
85	Tom Beer	TE	6-4	235	Houston	37	*21	1967-69
56	Dave Behrman	C	6-5	260	Michigan State	11	N/A	1967
73	Kevin Belcher†	T	6-5	280	Wisconsin	1	1	1987
20	Henry Bell	HB	5-10	210	No college	10	N/A	1960
34	Joshua Bell	CB	5-11	177	Baylor	9	5	2008
35	Ken Bell	RB/WR	5-10	190	Boston College	59	1	1986-89
20/30	Mike Bell	RB	6-0	225	Arizona	20	3	2006-07

BRONCOS ALL-TIME ROSTER, CONT.

No.	Name	Pos.	Hgt.	Wgt.	College	GP	GS	Years
26/21	Tatum Bell	RB	5-11	213	Oklahoma State	49	17	2004-06, '08
3	Scott Bentley	P/K	6-0	203	Florida State	2	0	1997, 2000
17	Mitch Berger	P	6-4	228	Colorado	10	0	2009
43	Frank Bernardi	DB	5-9	181	Colorado	6	N/A	1960
74	Lee Bernet	T	6-2	250	Wisconsin	28	N/A	1965-66
33	Rod Bernstine	RB	6-3	238	Texas A&M	21	21	1993-95
92	Bertrand Berry	DE	6-3	250	Notre Dame	46	19	2001-03
11	Steve Beuerlein	QB	6-3	220	Notre Dame	12	5	2001-03
77	Larry Birdine	DE	6-4	265	Oklahoma	0	0	2007
54	Keith Bishop	C/G	6-3	260	Baylor	129	87	1980-89
32	Dré Bly	CB	5-10	188	North Carolina	32	32	2007-08
24	Tony Boddie	RB	5-11	195	Montana State	6	0	1986-87
83	Melvin Bonner	WR	6-3	207	Baylor	4	0	1993
89	Gordon Bowdell	WR	6-2	203	Michigan State	2	0	1971
52	David Bowens	LB	6-2	255	Western Illinois	16	0	1999
65	Walt Bowyer	DE	6-4	254	Arizona State	61	17	1983-84, '87-88
30	Cory Boyd	RB	6-1	218	South Carolina	1	0	2008
77	Greg Boyd	DE	6-6	274	San Diego State	40	0	1980-82
52	Greg Bracelin	LB	6-1	214	California	12	0	1980
23	Ronnie Bradford	DB	5-10	188	Colorado	26	3	1993-95
24	Phil Brady	S	6-3	210	Brigham Young	4	0	1969
56	John Bramlett	LB	6-1	220	Memphis State	28	N/A	1965-66
42	Sam Brandon	S	6-2	200	Nevada-Las Vegas	63	12	2002-06
3	Tom Brandstater	QB	6-5	223	Fresno State	0	0	2009
32	Melvin Bratton	RB	6-1	225	Miami (Fla.)	32	6	1989-90
34	Tyrone Braxton	DB	5-11	190	North Dakota State	165	132	1987-93, '95-99
19	Don Breaux	QB	6-1	205	McNeese State	9	N/A	1963
76	Bob Breitenstein	T	6-3	265	Tulsa	30	N/A	1965-67
26	Chris Brewer	RB	6-1	204	Arizona	13	0	1984
53	Diyral Briggs	LB	6-4	230	Bowling Green	1	0	2010
15	Marlin Briscoe	QB	5-11	178	Omaha	11	5	1968
6	Bubby Brister	QB	6-3	205	Northeast Louisiana	10	4	1997-99
71	Blake Brockermeyer	T	6-4	295	Texas	32	3	2002-03
36	John W. (Red) Brodnax	FB	6-0	208	Louisiana State	14	N/A	1960
11	Jeff Brohm	QB	6-1	205	Louisville	0	0	1999
56	Michael Brooks	LB	6-1	236	Louisiana State	89	64	1987-92
85	Robert Brooks	WR	6-0	173	South Carolina	4	0	2000
50	Fred Broussard	C	6-3	235	Texas A&M	1	0	1960
29	Andre Brown	RB	6-0	224	North Carolina State	3	0	2010
87	Boyd Brown	TE	6-4	222	Alcorn State	40	0	1974-76
89	Clay Brown	TE	6-3	223	Brigham Young	3	0	1983
98	Courtney Brown	DE	6-4	285	Penn State	14	13	2005-06
73	Cyron Brown	DE	6-5	275	Western Illinois	11	0	1998-99
26	Eric Brown	S	6-0	210	Mississippi State	53	52	1998-2001
34/46	Hardy Brown	LB	6-0	193	Tulsa	13	N/A	1960
70	Jamie Brown	T	6-8	320	Florida A&M	29	4	1995-97
55	Ken Brown	LB	6-1	235	Virginia Tech	2	0	1995
55	Ken Brown	C	6-1	245	New Mexico	16	0	1979
82	Laron Brown†	WR	5-9	172	Texas	3	1	1987
24	Willie Brown	DB	6-1	195	Grambling	50	N/A	1963-66
64/68/72	Sam Brunelli	G	6-2	270	Northern Colorado	60	*32	1966-71
82	Larry Brunson	WR	5-11	180	Colorado	13	0	1980
30	**David Bruton**	**S**	**6-2**	**211**	**Notre Dame**	**30**	**3**	**2009-10**
64	Billy Bryan	C	6-2	251	Duke	153	151	1977-88
79/95	Steve Bryan	DE/LB	6-2	256	Oklahoma	12	3	1987-88
28	Correll Buckhalter	RB	6-0	223	Nebraska	29	7	2009-10
27	Terrell Buckley	CB	5-9	176	Florida State	16	16	2000
80	Tom Buckman	TE	6-4	230	Texas A&M	7	1	1969
33	Fred Bukaty	FB	5-11	195	Kansas	14	N/A	1961
60	Joe Burch	C	6-2	280	Texas Southern	0	0	1994
21	Bobby Burnett	RB	6-3	210	Arkansas	3	0	1969
56/55/51	Keith Burns	LB	6-2	235	Oklahoma State	166	3	94-98, 00-03, 05-06
41	George Burrell	S	5-10	180	Pennsylvania	14	7	1969
93	Antwon Burton	DT	6-2	318	Temple	7	0	2006-07
58	Steve Busick	LB	6-4	227	Southern California	73	47	1981-85
21/22	Gerry Bussell	DB	6-0	190	Georgia Tech	6	N/A	1965
51	Bill Butler	LB	6-4	226	Cal State-Northridge	14	0	1970
28	Butler By'not'e	CB	5-9	190	Ohio State	9	0	1994
63	**Jeff Byers**	**OL**	**6-4**	**301**	**Southern California**	**0**	**0**	**2010**
24	George (Butch) Byrd	DB	6-0	211	Boston University	14	0	1971
	C							
59	Glenn Cadrez	LB	6-3	240	Houston	90	40	1995-2000
28	Scott Caldwell†	RB	5-10	196	Texas-Arlington	3	1	1987
79	Carter Campbell	DE	6-4	240	Weber State	14	2	1971
86	Jeff Campbell	WR	5-8	167	Colorado	16	1	1994
67	Mark Campbell	DT	6-1	290	Florida	0	0	1996
35	Larry Canada	FB	6-2	233	Wisconsin	48	0	1978-81
38	Steve Cargile	S	6-2	210	Columbia	15	0	2006-07
65	Cooper Carlisle	G	6-5	295	Florida	95	38	2000-06
40	Albert R. Carmichael	HB	6-1	200	Southern California	16	N/A	1960-61

No.	Name	Pos.	Hgt.	Wgt.	College	GP	GS	Years
40	Paul Carmichael	HB	6-0	200	El Camino J.C.	3	N/A	1965
86	Don Carothers	E	6-5	225	Bradley	3	N/A	1960
89	Kenneth L. Carpenter	E	6-0	195	Oregon State	6	N/A	1960
92	Alphonso Carreker	DE	6-6	268	Florida State	22	17	1989-91
29	Darren Carrington	CB	6-2	200	Northern Arizona	16	0	1989
90	Paul Carrington	DE	6-7	250	Central Florida	0	0	2007
89/77	Dwayne Carswell	TE/OL	6-3	260	Liberty	163	82	1994-2005
40	Dale Carter	CB	6-1	188	Tennessee	14	14	1999
68	Rubin Carter	DT	6-0	256	Miami (Fla.)	166	151	1975-86
25	Tony Carter	CB	5-9	175	Florida State	2	1	2009
37	Tony Carter	FB	6-0	235	Minnesota	16	6	2001
51	Tim Casey	LB	6-1	225	Oregon	2	0	1969
66	John Cash	E	6-3	240	Allen	28	N/A	1961-62
45	Tom Cassese	DB	6-1	198	C.W. Post	14	N/A	1967
28	Jeremiah Castille	CB	5-10	175	Alabama	27	15	1987-88
40	Grady Cavness	CB	5-11	187	Texas-El Paso	14	14	1969
86	Byron Chamberlain	TE	6-1	242	Wayne State (Neb.)	73	0	1995-2000
79	Barney Chavous	DE	6-3	252	South Carolina State	182	177	1973-85
15	Max Choboian	QB	6-4	215	Cal State-Northridge	14	N/A	1966
54/55	Patrick Chukwurah	LB	6-1	240	Wyoming	42	0	2003-06
78	Tom Cichowski	T	6-4	250	Maryland	13	0	1967-68
54	Ralph Cindrich	LB	6-1	228	Pittsburgh	1	0	1974
70	Tyson Clabo	G	6-6	314	Wake Forest	0	0	2004
78	**Ryan Clady**	**T**	**6-6**	**325**	**Boise State**	**48**	**48**	**2008-10**
19/86	Brian Clark	WR	6-2	204	North Carolina State	10	0	2006-07
78	Brian Clark	T	6-6	260	Clemson	0	0	1982
75	**Chris Clark**	**OL**	**6-5**	**315**	**Southern Mississippi**	**8**	**0**	**2010**
47	Darius Clark	S	5-10	210	Duke	7	0	2000-01
43	Derrick Clark	RB	6-1	235	Evangel College	16	4	1994
88	Desmond Clark	TE	6-3	255	Wake Forest	41	6	1999-2001
20/27	Kevin Clark†	DB	5-10	185	San Jose State	26	3	1987-88, '90-91
73	Kelvin Clark	T	6-3	260	Nebraska	45	8	1979-81
93	Nic Clemons	DT	6-6	300	Georgia	10	0	2008
15	Mike Clendenen†	K	5-11	191	Houston	3	0	1987
85	Daniel Coats	TE	6-3	264	Brigham Young	4	0	2010
34	Cedric Cobbs	RB	6-0	227	Arkansas	2	0	2006
26	Don Coffey	E	6-4	190	Memphis State	3	N/A	1963
48	George Coghill	S	6-0	210	Wake Forest	54	5	1998-2001
13	Keary Colbert	WR	6-1	205	Southern California	2	0	2008
84/81	Chris Cole	WR	6-0	195	Texas A&M	35	2	2000-03
46/21	KaRon Coleman	RB	5-7	198	Stephen F. Austin	15	0	2000-02
92/95	Marco Coleman	DE	6-3	270	Georgia Tech	23	16	2004-05
76	Steve Coleman	DE	6-5	252	Delaware State	2	0	1974
69	Tony Colorito	NT	6-5	260	Southern California	15	0	1986
4	**Britton Colquitt**	**P**	**6-3**	**204**	**Tennessee**	**16**	**0**	**2009-10**
59	Darren Comeaux	LB	6-1	227	Arizona State	60	0	1982-86
80	Ed Cooke	DE	6-4	250	Maryland	28	N/A	1964-65
81	Andre Cooper	WR	6-2	210	Florida State	10	1	1999-2000
63	Mark Cooper	G/T	6-5	270	Miami (Fla.)	53	12	1983-87
25	Kip Corrington	S	6-0	175	Texas A&M	32	1	1989-90
63	Dave Costa	DT	6-2	250	Utah	70	*56	1967-71
66	Bill Cottrell	G	6-4	255	Delaware Valley	11	0	1972
40	Curome Cox	S	6-1	204	Maryland	36	5	2005-07
66/77	Larry Cox	DT	6-3	255	Abilene Christian	33	*0	1966-68
32	**Perrish Cox**	**CB**	**6-0**	**198**	**Oklahoma State**	**15**	**9**	**2010**
41	Eric Crabtree	FL	6-0	185	Pittsburgh	42	*14	1966-68
68	Gary Crane	LB	6-5	230	Arkansas State	6	0	1969
29	Aaron Craver	RB	5-11	217	Fresno State	31	27	1995-96
33	Willis Crenshaw	FB	6-2	230	Kansas State	12	12	1970
53/78	Ken Criter	LB	6-0	225	Wisconsin	75	1	1969-74
39	Ray Crockett	CB	5-10	184	Baylor	106	104	1994-2000
51	Mike Croel	LB	6-3	231	Nebraska	58	54	1991-94
96	Tim Crowder	DE	6-4	275	Texas	19	1	2007-08
54	Ed Cummings	LB	6-3	232	Stanford	14	N/A	1965
50	Carl Cunningham	LB	6-4	230	Houston	55	*42	1967-70
74	Mike Current	T	6-5	274	Ohio State	118	*105	1967-75
58	Scott Curtis	LB	6-1	230	New Hampshire	25	1	1989-90
6	Jay Cutler	QB	6-3	233	Vanderbilt	37	37	2006-08
	D							
94	Lional Dalton	DT	6-1	309	Eastern Michigan	16	13	2002
5	Brad Daluiso	K	6-2	207	UCLA	16	0	1992
75	Eldon V. Danenhauer	T	6-5	245	Pittsburg State	79	N/A	1960-65
76	William A. Danenhauer	E	6-4	245	Emporia College	4	N/A	1960
64	**Stanley Daniels**	**OL**	**6-4**	**320**	**Washington**	**7**	**4**	**2010**
51	Stan David†	LB	6-3	211	Texas Tech	0	0	1987
62	Jeff Davidson	G/T	6-5	309	Ohio State	44	30	1990-92
54	Andra Davis	ILB	6-1	251	Florida	16	13	2009
17	**Britt Davis**	**WR**	**6-3**	**205**	**Northern Illinois**	**3**	**0**	**2010**
32	Dick Davis	RB	5-11	215	Nebraska	2	0	1970
96	Dorsett Davis	DT	6-5	305	Mississippi State	14	0	2002-04
25	Eric Davis	CB	5-11	185	Jacksonville State	16	0	2001
62	Jack Davis	T	6-2	235	Arizona	2	N/A	1960
78	Marvin Davis	DT	6-4	252	Wichita State	1	N/A	1966
30	Terrell Davis	RB	5-11	210	Georgia	78	77	1995-2002

BRONCOS ALL-TIME ROSTER, CONT.

No.	Name	Pos.	Hgt.	Wgt.	College	GP	GS	Years
20	**Brian Dawkins**	**S**	**6-0**	**210**	**Clemson**	**27**	**27**	**2009-10**
33	Joe Dawkins	RB	6-0	223	Wisconsin	36	19	1971-73
84	Albert E. Day	T	6-2	216	Eastern Michigan	14	N/A	1960
33	Ron Dayne	RB	5-10	245	Wisconsin	10	0	2005
17	Steve DeBerg	QB	6-3	205	San Jose State	33	11	1981-83
87	**Eric Decker**	**WR**	**6-3**	**220**	**Minnesota**	**14**	**0**	**2010**
39	Robert Delpino	RB	6-0	210	Missouri	16	3	1993
55	Rick Dennison	LB	6-3	220	Colorado State	128	52	1982-90
88	Al Denson	FL	6-2	208	Florida A&M	91	*34	1964-70
14	Todd Devoe	WR	6-2	198	Central Missouri State	15	0	2005-06
65	John Denvir	G	6-4	245	Colorado	11	N/A	1962
63	David Diaz-Infante	G/C	6-3	295	San Jose State	51	9	1996-98, '01
71	Wallace Dickey	T	6-3	260	Southwest Texas State	22	0	1968-69
35	Richard L. (Bo) Dickinson	FB	6-2	220	Southern Mississippi	20	N/A	1962-63
10	Doug (Bucky) Dilts	P	5-9	185	Georgia	30	0	1977-78
29	Charles Dimry	CB	6-0	176	Nevada-Las Vegas	44	18	1991-93
2	Joe DiVito	QB	6-2	205	Boston College	3	0	1968
30	Hewritt Dixon	FB/TE	6-1	230	Florida A&M	33	N/A	1963-65
31	Zachary Dixon	RB	6-0	203	Temple	5	0	1979
33	Dedrick Dodge	S	6-2	187	Florida State	16	1	1997
59	Kirk Dodge†	LB	6-1	231	Nevada-Las Vegas	3	1	1987
85	Chris Doering	WR	6-4	195	Florida	3	0	1999-2000
82	Jack Dolbin	WR	5-10	180	Wake Forest	62	32	1975-79
49	Matt Dominguez	TE/WR	6-2	219	Sam Houston State	12	0	2001
76	Tom Domres	DT	6-3	260	Wisconsin	16	8	1971-72
54	Mitch Donahue	LB	6-2	254	Wyoming	16	0	1993-94
33	Tony Dorsett	RB	5-11	192	Pittsburgh	16	13	1988-89
45	Gary Downs	RB	6-0	212	North Carolina State	2	0	1995
14	Richard A. (Skip) Doyle	HB	6-0	193	Ohio State	6	N/A	1960
99	Shane Dronett	DE	6-6	288	Texas	61	35	1992-95
76	Tom Drougas	T	6-4	257	Oregon	3	0	1974
34	Reuben Droughns	RB	5-11	207	Oregon	47	18	2002-04
97	Darren Drozdov	DT	6-3	281	Maryland	6	2	1993-94
32	Joe Dudek†	RB	6-0	200	Plymouth State	2	2	1987
84	Wesley Duke	TE	6-5	225	Mercer	3	0	2005
92	**Elvis Dumervil**	**OLB/DE**	**5-11**	**248**	**Louisville**	**61**	**45**	**2006-10**
4	Rick Duncan	K	6-0	208	Eastern Montana	2	0	1967
21	Myron Dupree	CB	5-11	180	North Carolina Central	16	0	1983
55	Pete Duranko	DE	6-2	250	Notre Dame	98	76	1967-74
	E							
24	Booker Edgerson	CB	5-10	183	Western Illinois	6	0	1970
85	Ron Egloff	TE	6-5	230	Wisconsin	93	25	1977-83
91	Ebenezer Ekuban	DE	6-4	275	North Carolina	46	29	2005-08
1	Jason Elam	K	5-11	195	Hawaii	236	0	1993-2007
62	Jim Eifrid	LB	N/A	N/A	Colorado State	0	0	1961
94	Luther Elliss	DT	6-5	318	Utah	8	0	2004
7	John Elway	QB	6-3	215	Stanford	234	231	1983-98
89	John Embree	WR	6-4	194	Compton J.C.	20	6	1969-70
60	John Engelberger	DE	6-4	260	Virginia Tech	61	22	2005-08
14	George Hunter Enis	QB	6-2	195	Texas Christian	4	N/A	1962
88	Pat Epperson	E	6-3	225	Adams State	9	N/A	1960
53	Tom Erlandson	LB	6-3	235	Washington State	34	N/A	1962-65
16	Mike Ernst	QB	6-1	190	Cal State-Fullerton	1	0	1972
3	Paul Ernster	P/K	6-0	217	Northern Arizona	18	0	2005-07
46	Terry Erwin	HB	6-0	190	Boston College	9	2	1968
67	Greg Eslinger	C	6-3	290	Minnesota	0	0	2006-07
40	Jay Dale Evans	HB	6-3	210	Kansas State	5	N/A	1961
88	Jerry Evans	TE	6-4	250	Toledo	44	15	1993-95
56	Larry Evans	LB	6-2	216	Mississippi College	101	41	1976-82
35	Blake Ezor	RB	5-9	181	Michigan State	9	0	1990
	F							
86	Stan Fanning	DE	6-7	270	Idaho	7	N/A	1964
44	Miller Farr	DB	6-1	190	Wichita State	7	N/A	1965
63	Sean Farrell	G	6-3	260	Penn State	10	4	1990-91
68	Mario Fatafehi	DT	6-2	300	Kansas State	32	25	2003-04
25	Nick Ferguson	S	5-11	201	Georgia Tech	69	44	2003-07
85	Chafie Fields	WR	6-1	200	Penn State	0	0	2000
91	Ronald Fields	DL	6-2	314	Mississippi State	32	16	2009-10
37	Steve Fitzhugh†	DB	5-11	188	Miami (Ohio)	3	1	1987
20	Billy Ray Fletcher	E	5-10	190	Memphis State	1	N/A	1966
73	Simon Fletcher	LB/DE	6-5	240	Houston	172	143	1985-95
61	Eric Floyd	OL	6-5	310	Auburn	1	0	1995
43	Steve Foley	DB	6-2	190	Tulane	150	135	1976-86
32	Garrett Ford	FB	6-2	230	West Virginia	14	3	1968
57	Fred Forsberg	LB	6-1	235	Washington	53	40	1968-73
72	George Foster	T	6-5	338	Georgia	49	45	2003-06
39	Vernon Fox	S	5-10	206	Fresno State	12	3	2008-09
22	Domonique Foxworth	CB	5-11	180	Maryland	46	18	2005-07
84	Jason Franci	E	6-1	210	Cal-Santa Barbara	10	N/A	1966

No.	Name	Pos.	Hgt.	Wgt.	College	GP	GS	Years
31	Mike Franckowiak	RB	6-3	220	Central Michigan	28	1	1975-76
51/55	Jim Fraser	LB/P	6-3	236	Wisconsin	42	N/A	1962-64
42	Al Frazier	HB	5-11	180	Florida A&M	31	N/A	1961-63
62	Mike Freeman	G	6-3	256	Arizona	26	9	1984-87
68	Russell Freeman	T	6-7	290	Georgia Tech	43	37	1992-94
12	Gus Frerotte	QB	6-3	230	Tulsa	14	7	2000-01
64	Lennie Friedman	G	6-3	285	Duke	33	22	1999-2002
24	Randy Fuller	CB	5-10	180	Tennessee State	10	1	1994
2	Will Furrer	QB	6-3	211	Virginia Tech	0	0	1994
	G							
10	Jabar Gaffney	WR	6-2	200	Florida	32	18	2009-10
64	George Gaiser	T	6-4	255	Southern Methodist	10	7	1968
28	Bob Gaiters	HB	5-11	210	New Mexico State	6	N/A	1963
99	David Galloway	DE	6-3	277	Florida	10	0	1990
82	David Gamble	WR	6-1	190	New Hampshire	2	0	1997
77	Dylan Gandy	G	6-3	290	Texas Tech	0	0	2008
99	Daryl Gardener	DT	6-6	295	Baylor	5	2	2003
52	Dave Garnett	LB	6-2	216	Stanford	3	0	1995
66	Scott Garnett	NT	6-2	271	Washington	16	1	1984
23	Drake Garrett	DB	5-9	183	Michigan State	15	13	1968-70
22	Olandis Gary	RB	5-11	218	Georgia	35	15	1999-2002
61	Charles E. Gavin	DE	6-1	250	Tennessee State	47	N/A	1960-63
92	Ron Geater	NT	6-6	272	Iowa	3	0	1992
79	Jumpy Geathers	DT	6-7	283	Wichita State	16	0	1996-97
57	Bob Geddes	LB	6-2	240	UCLA	14	3	1972
40	Jack Gehrke	WR	6-0	178	Utah	14	10	1971
6	Ralph Giacommaro†	P	6-1	190	Penn State	3	0	1987
90	Freddie Gilbert	DE	6-4	275	Georgia	35	8	1986-88
2/30	Cookie Gilchrist	FB	6-3	251	No college	15	N/A	1965, '1967
17	Scotty Glacken	QB	6-0	190	Duke	10	N/A	1966-67
49	Glenn Glass	DB	6-1	205	Tennessee	6	N/A	1966
62	Tom Glassic	G	6-3	254	Virginia	105	93	1976-83
67	George Goeddeke	G	6-3	253	Notre Dame	66	*55	1967-72
52	Ian Gold	LB	6-0	223	Michigan	99	67	2000-03, '05-07
45/23	Austin (Goose) Gonsoulin	DB	6-3	210	Baylor	94	N/A	1960-66
79	John Gonzaga	G	6-3	247	No college	11	N/A	1966
21	**André Goodman**	**CB**	**5-10**	**184**	**South Carolina**	**24**	**24**	**2009-10**
62	Brian Goodman	G	6-2	250	UCLA	0	0	1975
64	Harvey Goodman	G	6-4	260	Colorado	14	0	1976
63	Amon Gordon	DT	6-2	305	Stanford	4	4	2007
28	Cornell Gordon	CB	6-0	187	North Carolina A&T	29	14	1970-72
21/23	Darrien Gordon	CB	5-11	184	Stanford	32	32	1997-98
77	Brandon Gorin	T	6-6	309	Purdue	6	1	2009
83	Sam Graddy	WR	5-10	165	Tennessee	8	0	1987-88
52/53	Randy Gradishar	LB	6-3	233	Ohio State	145	134	1974-83
89	Daniel Graham	TE	6-3	257	Colorado	63	61	2007-10
58	Tom Graham	LB	6-2	235	Oregon	33	23	1972-74
35	John Granby	S	6-1	200	Virginia Tech	4	0	1992
63	John Grant	DT/DE	6-3	241	Southern California	99	42	1973-79
95	Paul Grasmanis	DT	6-2	298	Notre Dame	5	0	1999
72	Marsharne Graves	T	6-3	268	Arizona	1	0	1984
74	Cornell Green	T	6-6	315	Central Florida	14	0	2004-05
28	Gaston Green	RB	5-10	189	UCLA	27	25	1991-92
53/52	Louis Green	LB	6-3	237	Alcorn State	64	0	2004-08
87	Paul Green	TE	6-3	236	Southern California	0	0	1989
85	Willie Green	WR	6-4	195	Mississippi	32	2	1997-98
20	Charles Greer	DB	6-0	205	Colorado	88	85	1968-74
85	James D. Greer	E	6-3	215	Elizabeth City State	14	N/A	1960
14	Brian Griese	QB	6-3	215	Michigan	53	51	1998-2002
46	John Griffin	HB	6-1	190	Memphis State	26	N/A	1964-66
22/21	Quentin Griffin	RB	5-7	195	Oklahoma	16	5	2003-05
29	Howard Griffith	FB	6-0	240	Illinois	59	56	1997-2001
89	Bill Groman	HB/E	6-0	194	Heidelberg	14	N/A	1963
82	**Dan Gronkowski**	**TE**	**6-5**	**255**	**Maryland**	**12**	**4**	**2010**
77	Dick Guesman	T/K	6-4	255	West Virginia	14	N/A	1964
37	Kevin Guidry	CB	6-0	176	Louisiana State	14	0	1988
53	Donald Gulseth	LB	6-1	240	North Dakota	5	N/A	1966
63	Melwood N. (Buzz) Guy	G	6-3	248	Duke	9	N/A	1961-62
	H							
75	Brian Habib	G	6-7	293	Washington	78	78	1993-97
48	Dale Hackbart	S	6-3	210	Wisconsin	3	2	1973
85	Joey Hackett	TE	6-5	267	Elon College	16	3	1986
4	Darrell Hackney	QB	6-0	248	Alabama-Birmingham	0	0	2007-08
84	Mike Haffner	E	6-2	200	UCLA	34	16	1968-70
54	Britt Hager	LB	6-1	225	Texas	18	5	1995-96
57	**Mario Haggan**	**OLB/DE**	**6-3**	**267**	**Mississippi State**	**40**	**32**	**2008-10**
22	Steve Haggerty	DB	5-10	175	UNLV	1	0	1975
26	Chris Hale	DB	5-7	164	Southern California	0	0	1993
93	Ronnie Haliburton	LB	6-4	230	Louisiana State	13	0	1990-91
23	Andre Hall	RB	5-10	212	South Florida	18	1	2007-08
40	Darryl Hall	S	6-2	210	Washington	32	5	1993-94
50	Ben Hamilton	G/C	6-4	290	Minnesota	111	104	2001-09
69	Darrell Hamilton	T	6-5	298	North Carolina	21	10	1989-91

Broncos All-Time Roster, cont.

No.	Name	Pos.	Hgt.	Wgt.	College	GP	GS	Years
72	Wayne Hammond	DT	6-5	257	Montana State	5	0	1976
86	Patrick Hape	TE/FB	6-4	262	Alabama	63	13	2001-04
23	Billy Hardee	DB	6-0	184	Virginia Tech	2	0	1976
31	Mike Harden	CB/S	6-1	192	Michigan	128	98	1980-88
78	Archie Harris†	OL	6-6	270	William & Mary	3	0	1987
31	Quentin Harris	S	6-1	213	Syracuse	6	0	2006
34	Raymont Harris	RB	6-0	226	Ohio State	3	0	2000
74	Ryan Harris	T	6-5	300	Notre Dame	46	34	2007-10
68	Steven Harris	DT	6-5	305	Florida	4	0	2007
47	Tony Harris	WR	6-2	190	Toledo	0	0	1972
82	Dwight Harrison	WR	6-1	187	Texas A&I	12	6	1971-72
27	Maurice Harvey	DB	5-10	190	Ball State	31	3	1978-80
52	Richard Harvey	LB	6-1	235	Tulane	16	1	1994
96	Harald Hasselbach	DE	6-6	285	Washington	112	29	1994-2000
3	**Steven Hauschka**	**K**	**6-4**	**210**	**North Carolina State**	**4**	**0**	**2010**
67	Johnny Ray Hatley	T	6-3	249	Sul Ross State	14	N/A	1960
37	Tim Hauck	S	5-10	187	Montana	32	0	1995-96
71	Arthur A. Hauser	T	6-0	237	Xavier	14	N/A	1961
29/33	Wendell Hayes	HB	6-1	220	Humboldt State	39	N/A	1965-67
82	Herb Haygood	WR	5-11	193	Michigan State	4	0	2002
28	Abner Haynes	HB	6-0	190	North Texas State	28	N/A	1965-66
37	Alex Haynes	RB	5-10	230	Central Florida	0	0	2008
36	Mark Haynes	CB	5-11	194	Colorado	52	27	1986-89
98	Reggie Hayward	DE	6-5	270	Iowa State	47	19	2001-04
23	Alfred Haywood	RB	5-11	215	Bethune-Cookman	2	0	1975
20	Garrison Hearst	RB	5-11	215	Georgia	7	0	2004
22	Vaughn Hebron	RB	5-8	195	Virginia Tech	47	1	1996-98
24	Wymon Henderson	CB	5-10	190	Nevada-Las Vegas	62	56	1989-92
86	Jerry Hendren	WR	6-2	187	Idaho	10	0	1970
68	Brad Henke	DE/NT	6-3	275	Arizona	2	0	1989
20	Travis Henry	RB	5-9	230	Tennessee	12	7	2007
89	Gary Henson	E	6-3	200	Colorado	1	N/A	1964
43	Lonnie Hepburn	CB	5-11	180	Texas Southern	14	4	1974
31	Kelly Herndon	CB	5-10	180	Toledo	45	27	2002-04
79	Steve Herndon	G	6-4	292	Georgia	22	12	2001-03
16	George W. Herring	QB/P	6-2	200	Southern Mississippi	28	N/A	1960-61
10	Mark Herrmann	QB	6-4	200	Purdue	2	1	1981-82
50	Jon Hesse	LB	6-3	258	Nebraska	0	0	1997
31	Bo Hickey	FB	5-11	230	Maryland	12	N/A	1967
28	Clifford Hicks	CB	5-9	190	Oregon	6	0	1995
56/65	Walter Highsmith	C	6-3	247	Florida A&M	23	1	1968-69
84	Jack Hill	HB	6-1	185	Utah State	14	N/A	1961
23	Renaldo Hill	S	5-11	205	Michigan State	29	29	2009-10
21	Randy Hilliard	CB	5-11	165	Northwestern (La.) State	54	7	1994-97
22	Peyton Hillis	RB	6-1	240	Arkansas	26	8	2008-09
12	Domenik Hixon	WR	6-2	185	Akron	4	0	2006-07
71	**Russ Hochstein**	**OL**	**6-4**	**305**	**Nebraska**	**29**	**16**	**2009-10**
23	George Hoey	DB	5-10	174	Michigan	1	0	1975
87	John Hoffman	DE	6-7	260	Hawaii	2	1	1972
64	John Hohman	G	6-1	245	Wisconsin	24	N/A	1965-66
90	Darius Holland	DT	6-5	330	Colorado	18	14	2003-04
70	Montrae Holland	G	6-2	322	Florida State	16	16	2007
99	Vonnie Holliday	DL	6-5	285	North Carolina	16	3	2009
73	Shawn Hollingsworth	T	6-2	260	Angelo State	5	0	1983
34	Gus Hollomon	DB	6-3	195	Houston	27	9	1968-69
90	Ron Holmes	DE	6-4	261	Washington	52	32	1989-92
73/74	Gordon (Gordy) Holz	DT	6-4	260	Minnesota	56	N/A	1960-63
74/78	Winford Hood	G/T	6-3	262	Georgia	47	9	1984-88
50	Jerry Hopkins	LB	6-2	235	Texas A&M	49	N/A	1963-66
2	Mike Horan	P	5-11	192	Long Beach State	86	0	1986-92
13	Don Horn	QB	6-2	195	San Diego State	11	9	1971-72
60	Paul Howard	G	6-3	260	Brigham Young	187	147	1973-75, '77-86
3	Bobby Howfield	K	5-9	180	No college	40	0	1968-70
57	John Huard	LB	6-0	228	Maine	42	*28	1967-69
53	Robert Hudson	LB	6-4	225	Clemson	16	N/A	1960-61
14/16	John Hufnagel	QB	6-1	194	Penn State	9	1	1973-75
20	Delvin Hughley	CB	5-10	202	Jacksonville State	0	0	2001
26	Bobby Humphrey	RB	6-1	201	Alabama	35	26	1989-91
2	Bob Humphreys	K	6-1	240	Wichita State	10	0	1967-68
79	Stefan Humphries	G	6-3	265	Michigan	8	8	1987-88
98	Ricky Hunley	LB	6-2	242	Arizona	52	29	1984-87
25	Daniel Hunter	CB	5-11	178	Henderson State	26	0	1985-86
52	**Jason Hunter**	**LB**	**6-4**	**271**	**Appalachian State**	**16**	**12**	**2010**
8	Todd Husak	QB	6-3	216	Stanford	0	0	2001
65/67	Glenn Hyde	G/T	6-3	253	Pittsburgh	99	11	1976-81, '84-85

I

73	Martin Imhof	DE	6-6	255	San Diego State	1	0	1976
62	Jerry Inman	DT	6-2	256	Oregon	82	*19	1966-73

J

No.	Name	Pos.	Hgt.	Wgt.	College	GP	GS	Years
29	Bernard Jackson	DB	6-0	178	Washington State	46	43	1977-80
16	Chad Jackson	WR	6-1	215	Florida	4	0	2008
29	Chevis Jackson	CB	5-11	193	Louisiana State	0	0	2010
82	Darrell Jackson	WR	5-11	210	Florida	12	2	2008
17	Jarious Jackson	QB	6-0	228	Notre Dame	5	1	2000-03
68	Larron Jackson	G	6-3	270	Missouri	54	46	1971-74
78	Larry Jackson	DE	6-3	262	Texas A&M	0	0	1995
80	Mark Jackson	WR	5-9	180	Purdue	100	68	1986-92
14/89/81	Nate Jackson	TE	6-3	235	Menlo College	41	4	2003-08
87	Richard Jackson	DE	6-3	255	Southern	67	*52	1967-72
25/28	Roger Jackson	DB	6-0	186	Bethune-Cookman	53	6	1982-85, '87
57	Tom Jackson	LB	5-11	220	Louisville	191	177	1973-86
52	Frank Jackunas	C	6-3	225	Detroit Mercy	0	0	1963
50	Ray Jacobs	LB	6-2	244	North Carolina	31	0	1994-95
83	Ray Jacobs	DT	6-3	285	Howard Payne	46	N/A	1963-66
19	Taylor Jacobs	WR	6-1	210	Florida	6	0	2007
20	Tory James	CB	6-1	195	Louisiana State	48	6	1996-99
70	Charlie Janerette	DT	6-3	265	Penn State	28	N/A	1964-65
26	Tom Janik	DB/P	6-3	190	Texas A&I	23	N/A	1963-64
43	Pete Jaquess	DB	6-0	185	Eastern New Mexico	36	*13	1967-70
81/82	Patrick Jeffers	WR	6-3	218	Virginia	14	0	1996-97
32	Billy Jenkins	S	5-10	205	Howard	22	16	2000-01
30	Jim Jensen	RB	6-3	230	Iowa	41	20	1977-80
81	William Jessup	E	6-1	195	Southern California	9	N/A	1960
51	Eugene Jeter	LB	6-3	235	Arkansas AM&N	30	N/A	1965-67
3	William (Billy) Joe	FB	6-2	235	Villanova	28	N/A	1963-64
86	Barry Johnson	WR	6-2	197	Maryland	4	0	1991
86	Butch Johnson	WR	6-1	187	Cal-Riverside	32	17	1984-85
12	Charley Johnson	QB	6-1	200	New Mexico State	54	41	1972-75
66	Chuck Johnson	T	6-5	275	Texas	16	0	1992-93
25	Darrius Johnson	CB/S	5-9	185	Oklahoma	61	4	1996-99
21	Earl Johnson†	DB	6-0	195	South Carolina	3	3	1987
61	Ellis Johnson	DT	6-2	288	Florida	13	0	2004
87	Jason Johnson	WR	5-10	178	Illinois State	8	0	1988
90	Jerry Johnson	DT	6-0	290	Florida State	9	0	2000-01
39	Kyle Johnson	FB	6-0	242	Syracuse	45	24	2002, '04-07
99	Raylee Johnson	DE	6-3	272	Arkansas	14	1	2004
89	Reggie Johnson	TE	6-2	256	Florida State	44	22	1991-93
82	Vance Johnson	WR	5-11	185	Arizona	128	80	1985-93, '95
95	Tim Joiner†	LB	6-4	235	Louisiana State	3	3	1987
26	Calvin Jones	CB	5-7	170	Washington	46	44	1973-76
53	Danté Jones	LB	6-1	235	Oklahoma	5	5	1995
20	Daryll Jones†	DB	6-0	190	Georgia	1	1	1987
69	David Jones†	OL	6-3	262	Texas	3	1	1987
72	Ernest Jones	DE	6-2	263	Oregon	8	0	1996-98
35	Henry Jones	RB	6-2	235	Grambling	2	0	1969
43	Herana-Daze Jones	S	5-11	205	Indiana	2	0	2008
93	James Jones	DT	6-2	290	Northern Iowa	16	16	1995
80	Jim Jones	WR	6-3	195	Wisconsin	13	0	1968
60	K.C. Jones	C	6-1	275	Miami (Fla.)	16	0	1997-2000
32	Leonard Jones†	DB	6-2	185	Texas State	2	0	1987
33	**Nate Jones**	**CB**	**5-10**	**185**	**Rutgers**	**16**	**3**	**2010**
31	Rondell Jones	S	6-2	210	North Carolina	62	3	1993-96
75	Rulon Jones	DE	6-6	260	Utah State	129	100	1980-88
77	Tony Jones	T	6-5	290	Western Carolina	60	60	1997-2000
31	Victor Jones	RB	5-8	212	Louisiana State	16	1	1992
32	LaMont Jordan	RB	5-10	242	Maryland	9	0	2009
54/85	Larry Jordan	E/LB	6-6	230	Youngstown State	10	N/A	1962, '64
83	Donald G. Joyce	E	6-3	253	Tulane	6	N/A	1962
99	Seth Joyner	LB	6-2	245	Texas-El Paso	16	1	1998
66	Jim Juriga	T/G	6-6	269	Illinois	32	31	1986-90

K

55	John Kacherski	LB	6-2	240	Ohio State	7	0	1992
59	Larry Kaminski	C	6-2	245	Purdue	96	*54	1966-73
72	Bob Kampa	DT	6-4	252	California	4	1	1974
13	Danny Kanell	QB	6-3	218	Florida State	5	2	2003-04
12	Ken Karcher	QB	6-3	205	Tulane	4	3	1987-88
3	Rich Karlis	K	6-0	180	Cincinnati	101	0	1982-88
72	Keith Kartz	C/T	6-4	270	California	100	89	1987-94
82	Kevin Kasper	WR	6-0	193	Iowa	14	4	2001-02
88	Clarence Kay	TE	6-2	237	Georgia	135	126	1984-92
61	Bill Keating	DT	6-2	242	Michigan	20	N/A	1966-67
32	Mike Kellogg	FB	6-0	230	Santa Clara	10	N/A	1966-67
86/87	Pat Kelly	TE	6-6	252	Syracuse	32	1	1988-89
28	Kenoy Kennedy	S	6-1	215	Arkansas	73	59	2000-04
85	Eddie Kennison	WR	6-0	195	Louisiana State	8	6	2001
68	Crawford Ker	G	6-3	288	Florida	12	10	1991
1	Brett Kern	P	6-3	205	Toledo	22	0	2008-09
32	Jon Keyworth	RB	6-3	230	Colorado	95	69	1974-80
33	Jim Kiick	RB	5-11	214	Wyoming	17	0	1976-77
80/82	Tony Kimbrough	WR	6-2	192	Jackson State	27	0	1993-94
81	Todd Kinchen	WR	5-11	187	Louisiana State	7	0	1996
70	Donald W. King	E	6-3	260	Kentucky	14	N/A	1960

BRONCOS ALL-TIME ROSTER, CONT.

No.	Name	Pos.	Hgt.	Wgt.	College	GP	GS	Years
84	Vince Kinney	WR	6-2	190	Maryland	23	0	1978-79
87	David Kircus	WR	6-2	192	Grand Valley State	16	0	2006
97	Bruce Klostermann	LB	6-4	230	South Dakota State	37	5	1986-89
16	Jeff Knapple	QB	6-2	200	Northern Colorado	2	0	1980
99	Shawn Knight	NT	6-6	290	Brigham Young	14	0	1988
4	Micah Knorr	P/K	6-2	199	Utah State	36	0	2002-04
56	Mike Knox†	LB	6-2	240	Nebraska	3	0	1987
73	Robert E. Konovsky	E	6-2	246	Wisconsin	13	N/A	1961
53	Niko Koutouvides	LB	6-2	238	Purdue	14	0	2008
71	Greg Kragen	NT	6-3	263	Utah State	136	116	1985-93
86	Jim Krieg	WR	5-9	172	Washington	6	0	1972
12	Gary Kroner	K	6-1	200	Wisconsin	31	N/A	1965-67
52	Ray Kubala	C	6-5	265	Texas A&M	41	N/A	1964-67
8	Gary Kubiak	QB	6-0	192	Texas A&M	119	5	1983-91
52	Frank W. Kuchta	C	6-2	225	Notre Dame	12	N/A	1960
73	**Chris Kuper**	**G**	**6-4**	**303**	**North Dakota**	**63**	**57**	**2006-10**
22	Aaron Kyle	DB	5-11	185	Wyoming	35	34	1980-82
	L							
40	Ron Lamb	FB	6-2	225	South Carolina	3	3	1968
51/76	Gordon Lambert	LB	6-5	245	Tennessee-Martin	14	0	1968-69
50	Pat Lamberti Jr.	LB	6-2	225	Richmond	7	N/A	1961
33	Gene Lang	RB	5-10	196	Louisiana State	55	10	1984-87
76	Kenard Lang	DE	6-3	264	Miami (Fla.)	16	16	2006
21	Le-Lo Lang	CB	5-11	185	Washington	54	1	1990-93
67/76	Ken Lanier	T	6-3	281	Florida State	177	165	1981-92, '94
80	Dan LaRose	DE	6-5	250	Missouri	11	N/A	1966
77	Carl James Larpenter	G	6-4	235	Texas	28	N/A	1960-61
46	**Spencer Larsen**	**ILB/FB**	**6-2**	**243**	**Arizona**	**34**	**9**	**2008-10**
87	Bill Larson	TE	6-4	225	Colorado State	2	0	1980
45	Bill Laskey	LB	6-3	235	Michigan	25	21	1973-74
73	Isaac T. Lassiter	E	6-5	270	St. Augustine	23	N/A	1962-64
75	Kit Lathrop	DE	6-5	255	Arizona State	9	0	1979
72	Don Latimer	DT	6-3	259	Miami (Fla.)	80	8	1978-83
26	Ty Law	CB	5-11	200	Michigan	7	2	2009
48/83	Mike Leach	TE/LS	6-2	240	William & Mary	104	0	2002-08
10	Jim LeClair	QB	6-1	200	C.W. Post	8	*2	1967-68
53	Roger LeClerc	C	6-3	235	Trinity (Conn.)	8	N/A	1967
15	Jacky Lee	QB	6-1	189	Cincinnati	18	N/A	1964-65
68	Larry Lee	C/G	6-2	265	UCLA	13	5	1987-88
81	Max Leetzow	DE	6-4	240	Idaho	28	N/A	1965-66
85	Ashley Lelie	WR	6-3	200	Hawaii	64	40	2002-05
54	Mike Lemon	LB	6-2	218	Kansas	1	0	1975
28	Jack Lentz	S	6-0	190	Holy Cross	26	*7	1967-68
94	**Louis Leonard**	**DL**	**6-4**	**325**	**Fresno State**	**0**	**0**	**2010**
78	Matt Lepsis	T	6-4	290	Colorado	150	133	1997-2007
26	Darrell Lester	FB	6-2	228	McNeese State	23	N/A	1965-66
94	Leon Lett	DE	6-6	290	Emporia State	12	0	2001
54	D.D. Lewis	LB	6-1	241	Texas	5	0	2007
20/41	Greg Lewis	RB	5-10	214	Washington	32	5	1991-92
24	Hal Lewis	DB	6-0	185	Arizona State	1	0	1968
48	Herman Lewis	E	6-2	188	Virginia Union	0	0	1968
8	Jeff Lewis	QB	6-2	211	Northern Arizona	5	0	1996-98
67	Kory Lichtensteiger	C	6-3	295	Bowling Green State	16	0	2008
22	Tony Lilly	S	6-0	199	Florida	58	15	1984-87
33	Hub Lindsey	HB	5-11	196	Wyoming	3	0	1968
2	Steve Lindsey	K	6-1	185	Mississippi	6	0	2000
14	Pete Liske	QB	6-3	200	Penn State	18	11	1969-70
44	Floyd Little	HB	5-10	196	Syracuse	117	*93	1967-75
84	**Brandon Lloyd**	**WR**	**6-0**	**194**	**Illinois**	**18**	**12**	**2009-10**
74	Bill Lobenstein†	DL	6-3	261	Wisconsin-Whitewater	3	0	1987
89	Kerry Locklin†	TE	6-3	230	New Mexico State	3	0	1987
97	Mike Lodish	DT	6-3	275	UCLA	92	19	1995-2000
89	Dave Logan	WR	6-4	219	Colorado	4	0	1984
31	Derek Loville	RB	5-10	203	Oregon	42	0	1997-99
37	Calvin Lowry	S	5-11	200	Penn State	11	3	2008
58/59	Tim Lucas	LB	6-3	230	California	75	11	1987-93
21	Tommy Luke	LB	6-0	190	Mississippi	7	1	1968
10	Triandos Luke	WR	5-10	189	Alabama	10	0	2004
22	Fran Lynch	HB	6-1	205	Hofstra	99	*14	1967-76
47	John Lynch	S	6-2	220	Stanford	60	59	2004-07
37	Anthony Lynn	RB	6-3	230	Texas Tech	61	0	1993, '97-99
61	Tom Lyons	G	6-2	230	Georgia	73	62	1971-76
41	Rob Lytle	TE/RB	5-11	195	Michigan	87	23	1977-83
	M							
52	Dan MacDonald†	LB	6-2	230	Idaho State	3	0	1987
8	Tommy Maddox	QB	6-4	205	UCLA	29	4	1992-93
82	Adrian Madise	WR	5-11	215	Texas Christian	11	0	2003-04
78	Don Maggs	G/T	6-5	290	Tulane	16	3	1993-94
98	Josh Mallard	DL	6-2	259	Georgia	8	0	2007
33	Ernest G. (Pete) Mangum	LB	6-0	219	Mississippi	14	N/A	1960

No.	Name	Pos.	Hgt.	Wgt.	College	GP	GS	Years
83	Wade Manning	WR	5-11	190	Ohio State	25	0	1981-82
66/69	Brison Manor	DE	6-4	247	Arkansas	107	34	1977-84
33	Marquand Manuel	S	6-0	213	Florida	16	14	2008
50	Bobby Maples	C	6-3	250	Baylor	98	61	1972-78
26	Laurence Maroney	RB	5-11	220	Minnesota	4	3	2010
86	Arthur Marshall	WR	5-11	175	Georgia	32	10	1992-93
15	Brandon Marshall	WR	6-4	230	Central Florida	61	47	2006-09
43	Charles E. Marshall	HB	6-0	180	Oregon State	5	N/A	1962
29	Warren Marshall	RB	6-0	218	James Madison	1	0	1987
47	Paul Martha	S	6-0	187	Pittsburgh	13	12	1970
17	Glenn Martinez	WR	6-1	183	Saginaw Valley State	14	1	2007-08
83/85	Rick Massie	WR	6-1	190	Kentucky	13	4	1987-88
81	Billy Masters	TE	6-5	240	Louisiana State	66	29	1970-74
73	Pat Matson	G	6-1	245	Oregon	28	N/A	1966-67
55	Archie Matsos	LB	6-0	217	Michigan State	9	N/A	1966
76/77	Jack Mattox	T	6-4	240	Fresno State	8	N/A	1961-62
55	Marv Matuszak	LB	6-3	232	Tulsa	14	N/A	1964
8	Matt Mauck	QB	6-1	213	Louisiana State	0	0	2004
74	Andy Maurer	T	6-3	265	Oregon	13	13	1977
14	Dean May†	QB	6-5	220	Louisville	3	0	1987
56	Ray May	LB	6-1	230	Southern California	33	30	1973-75
51	**Joe Mays**	**LB**	**5-11**	**246**	**North Dakota State**	**11**	**4**	**2010**
31	**Darcel McBath**	**S**	**6-1**	**198**	**Texas Tech**	**20**	**1**	**2009-10**
98	**Ryan McBean**	**DL**	**6-5**	**297**	**Oklahoma State**	**30**	**18**	**2009-10**
87	Ed McCaffrey	WR	6-5	215	Stanford	120	104	1995-2003
40	Brendan McCarthy	FB	6-3	220	Boston College	8	5	1968-69
34	**Kyle McCarthy**	**S**	**6-1**	**210**	**Notre Dame**	**8**	**0**	**2010**
10/11	John McCormick	QB	6-1	208	Massachusetts	38	N/A	1963-66, '68
20	Marlon McCree	S	5-11	204	Kentucky	8	7	2008
96	Jake McCullough	DE	6-5	270	Clemson	16	0	1989-90
67	Robert V. McCullough	G	6-2	245	Colorado	56	N/A	1962-65
33	Lawrence McCutcheon	RB	6-1	205	Colorado State	6	0	1980
54	Ed (Wahoo) McDaniel	LB	6-1	235	Oklahoma	42	N/A	1961-63
82	Orlando McDaniel	WR	6-0	180	Louisiana State	3	0	1982
68	Reggie McElroy	G/T	6-6	290	West Texas State	23	0	1995-96
64	Lewis P. (Bud) McFadin	DT	6-3	260	Texas	56	N/A	1960-63
47	John McGeever	DB	6-1	195	Auburn	55	N/A	1962-65
85	Phil McGeoghan	WR	6-2	224	Maine	2	0	2001
91	Chester McGlockton	DT	6-4	334	Clemson	32	31	2001-02
89	Keli McGregor	TE	6-6	250	Colorado State	2	0	1985
83	Travis McGriff	WR	5-8	185	Florida	34	0	1999-2001
16	Monte McGuire†	QB	6-4	202	Texas Tech	2	0	1987
99	Alvin McKinley	DT	6-3	294	Mississippi State	15	10	2007
11	Kenny McKinley	WR	6-0	183	South Carolina	8	0	2009
58	Bill McKoy	LB	6-3	235	Purdue	30	9	1970-72
26	Tim McKyer	CB	6-0	178	Texas-Arlington	16	1	1997
68	Ron McLean†	DL	6-3	270	Cal State Fullerton	3	0	1987
45	James R. McMillin	DB	6-0	190	Colorado State	47	N/A	1960-62, '64-65
41	Robert McNamara	HB	6-0	190	Minnesota	14	N/A	1960-61
47	Ryan McNeil	CB	6-2	210	Miami (Fla.)	4	0	2003
75	Adam Meadows	T	6-5	290	Georgia	3	3	2006
77/97	Karl Mecklenburg	LB/DE	6-3	240	Minnesota	180	141	1983-94
61	Bob Meeks	C	6-2	279	Auburn	8	0	1992-94
64	Jon Melander	G	6-7	280	Minnesota	29	22	1993-94
63	Richard Mercier	G	6-3	299	Miami (Fla.)	0	0	2000
59	Mark Merrill	LB	6-4	237	Minnesota	17	0	1981-82
46/87	Bobby Micho	RB/TE	6-3	236	Texas	20	3	1986-87
23	Willie Middlebrooks	CB	6-1	200	Minnesota	51	2	2001-04
22	Glyn Milburn	RB	5-8	177	Stanford	48	6	1993-95
17	Hugh Millen	QB	6-5	216	Washington	8	2	1994-95
83	Anthony Miller	WR	5-11	190	Tennessee	46	45	1994-96
82	Billy Miller	WR	6-3	230	Southern California	22	0	1999-2000
12	Chris Miller	QB	6-2	204	Oregon	3	3	1999
52	Jeff Mills	LB	6-3	244	Nebraska	41	3	1990-93
21	Eugene Mingo	HB/K	6-2	216	No college	59	N/A	1960-64
71	Claudie Minor	T	6-4	280	San Diego State	125	123	1974-82
20	Tommy Earl Minter	HB	5-10	178	Baylor	7	N/A	1962
67	Dean Miraldi	T	6-5	266	Utah	10	0	1985
75	Rex Mirich	DE	6-4	250	Northern Arizona	34	*12	1967-69
49	Alvin Mitchell	S/WR	6-3	195	Morgan State	2	0	1970
27	Charlie Mitchell	HB	5-11	185	Washington	56	N/A	1963-67
41	Leroy Mitchell	CB	6-1	190	Texas Southern	40	40	1971-73
51	John Mobley	LB	6-1	236	Kutztown	105	102	1996-2003
89	Orson Mobley	TE	6-5	256	Salem College (W.V.)	62	33	1986-90
22	Alton Montgomery	S/CB	6-0	200	Houston	43	5	1990-92
78	Marv Montgomery	T	6-6	255	Southern California	57	25	1971-76
21	Randy Montgomery	CB	5-11	182	Weber State	26	10	1971-73
81/83	Scottie Montgomery	WR	6-1	195	Duke	4	0	2000-02
52	Mike Montler	C	6-5	254	Colorado	14	14	1977
48	Alex Moore	HB	6-0	195	Norfolk State	3	0	1968
87	Bob Moore	TE	6-3	220	Stanford	8	2	1978
23	Jason Moore	S	5-10	191	San Diego State	6	0	1999
78	Leroy Moore	DE	6-2	240	Fort Valley State	26	N/A	1964-65
69	Mookie Moore	G	6-2	318	Troy State	0	0	2001-02
76	Randy Moore	DT	6-2	241	Arizona State	8	0	1976
12	Shawn Moore	QB	6-2	213	Virginia	3	0	1991-93
86	Emery Moorehead	WR/RB	6-2	218	Colorado	16	0	1980

Broncos All-Time Roster, cont.

No.	Name	Pos.	Hgt.	Wgt.	College	GP	GS	Years
27	**Knowshon Moreno**	**RB**	**5-11**	**210**	**Georgia**	**29**	**22**	**2009-10**
11	Quincy Morgan	WR	6-1	215	Kansas State	7	0	2006
7	Craig Morton	QB	6-4	214	California	72	64	1977-82
25	Haven Moses	WR	6-2	208	San Diego State	140	127	1972-81
85	John Mosier	TE	6-3	220	Kansas	11	1	1971
94	Jarvis Moss	OLB/DE	6-7	257	Florida	34	1	2007-10
86	Bobby Moten	TE	6-4	212	Bishop College	3	0	1968
51	Marc Munford	LB	6-2	231	Nebraska	48	16	1987-90
57	Mark Murray	LB	6-2	240	Florida	6	0	1991
72	Pat Murray	G	6-3	310	Truman State	0	0	2008
14	Bill Musgrave	QB	6-3	215	Oregon	9	1	1995-96
85/71	Chad Mustard	TE/T	6-6	277	North Dakota	32	6	2006-08
62	Chris Myers	C/G	6-4	300	Miami (Fla.)	41	16	2005-07
96	Michael Myers	DT	6-2	300	Alabama	32	31	2005-06
29	Wilbur Myers	S	5-11	195	Delta State	16	0	1983
39	Jesse Myles	RB	5-10	210	Louisiana State	22	0	1983-84
54	Chip Myrtle	LB	6-2	225	Maryland	81	*40	1967-72
				N				
58	Rob Nairne	LB	6-4	223	Oregon State	55	21	1977-80
66	Tom Nalen	C	6-3	286	Boston College	194	188	1994-2008
29	Damien Nash	RB	5-10	220	Missouri	3	0	2006
82	Marcus Nash	WR	6-3	195	Tennessee	10	1	1998-99
84	Ricky Nattiel	WR	5-9	180	Florida	70	17	1987-92
6	Joe Nedney	K	6-4	215	San Jose State	3	0	2000
62	Dan Neil	G	6-2	285	Texas	108	104	1997-2004
80	Ron Nery	E	6-6	247	Wisconsin	4	N/A	1963
76	Tom Neville	T	6-4	260	Mississippi State	16	15	1978
51	Lee (Mike) Nichols	C	6-3	225	Arkansas A&M	28	N/A	1960-61
43	John Nocera	LB	6-1	220	Iowa	9	N/A	1963
68	Tom Nomina	T	6-3	260	Miami (Ohio)	37	N/A	1963-65
38	Ben Norman	RB	6-1	212	Colorado State	3	0	1980
1/4	Chris Norman	P	6-2	198	South Carolina	38	0	1984-86
15	Philip H. Nugent	HB	6-2	195	Tulane	12	N/A	1961
				O				
27	Tom Oberg	S	6-0	185	Portland State	16	13	1968-69
88	Riley Odoms	TE	6-4	230	Houston	153	134	1972-83
42	Muhammad Oliver	DB	5-11	179	Oregon	3	0	1992
58	Phil Olsen	C	6-5	265	Utah State	27	5	1975-76
69	**Eric Olsen**	**OL**	**6-3**	**305**	**Notre Dame**	**1**	**0**	**2010**
70	Seth Olsen	G	6-5	308	Iowa	3	0	2009
76	Harold Olson	T	6-2	255	Clemson	28	N/A	1963-64
0	John Olszewski	FB	5-11	200	California	12	N/A	1962
66	Jim O'Malley	LB	6-1	229	Notre Dame	40	5	1973-75
24	Deltha O'Neal	CB	5-10	196	California	61	36	2000-03
8	**Kyle Orton**	**QB**	**6-4**	**225**	**Purdue**	**29**	**28**	**2009-10**
91	Willie Oshodin	DE	6-4	265	Villanova	30	5	1993-95
				P				
95	Anton Palepoi	DE	6-3	283	Nevada-Las Vegas	11	0	2004
23	Chris Pane	DB	5-11	184	Chico State	36	1	1976-79
56	Don Parish	LB	6-1	220	Stanford	1	1	1972
60	Ernie Park	G	6-3	253	McMurray College	14	N/A	1967
60	Charlie Parker	G	6-1	245	Southern Mississippi	14	N/A	1965
1	Daren Parker	P	6-0	185	South Carolina	3	0	1992
74	Scott Parrish	T	6-6	265	Utah State	0	0	1976
24	Rick Parros	RB	5-11	200	Utah State	46	32	1980-84
12	Al Pastrana	QB	6-1	190	Maryland	7	3	1969-70
28	Tito Paul	CB	6-0	195	Ohio State	16	0	1998
2	Sam Paulescu	P	6-0	189	Oregon State	1	0	2007
66	**Lonie Paxton**	**LS**	**6-2**	**281**	**Sacremento State**	**32**	**0**	**2009-10**
41	Karl Paymah	CB	6-0	195	Washington State	60	5	2005-08
88	Russell Payne†	TE	6-1	240	Appalachian State	1	0	1987
64	Erik Pears	T	6-8	305	Colorado State	32	16	2006-08
71	Jack Peavey†	OL	6-2	260	Troy State	3	1	1987
12	Craig Penrose	QB	6-3	211	San Diego State	18	4	1976-79
71	James W. Perkins	T	6-2	250	Colorado	42	N/A	1962-64
33/35	Lonnie Perrin	RB	6-1	222	Illinois	44	5	1976-78
60	Gerald Perry	G/T	6-6	300	Southern	40	29	1988-90
95	Michael Dean Perry	DT	6-1	285	Clemson	38	37	1995-97
33	Robert Perryman	FB	6-1	233	Michigan	19	8	1991-92
77	Anton Peters	T	6-4	245	Florida	10	N/A	1963
90/97	Kenny Peterson	DL	6-3	295	Ohio State	42	15	2006-09
26	Lyle Pickens†	DB	5-10	175	Colorado	1	0	1987
58	Terry Pierce	LB	6-1	251	Kansas State	18	0	2003-04
74	Evan Pilgrim	OL	6-4	304	Brigham Young	0	0	1999
38	Andrew Pinnock	FB	5-10	250	South Carolina	0	0	2008
95	Kavika Pittman	DE	6-6	273	McNeese State	45	44	2000-02
28	Michael Pittman	RB	6-0	225	Fresno State	8	3	2008
48	John Pitts	S	6-4	218	Arizona State	22	4	1973-75
82	Dave Pivec	TE	6-3	230	Notre Dame	14	5	1969

No.	Name	Pos.	Hgt.	Wgt.	College	GP	GS	Years
38	Bruce Plummer	DB	6-0	197	Mississippi State	26	0	1987-88, '90
16	Jake Plummer	QB	6-2	212	Arizona State	59	54	2003-06
22	Bobby Ply	DB	6-1	190	Baylor	1	N/A	1967
21	Randy Poltl	DB	6-3	190	Stanford	29	2	1975-77
76	Tyler Polumbus	T	6-8	300	Colorado	31	8	2008-09
47	David Pool	DB	5-9	182	Carson-Newman	0	0	1993
81	Keith Poole	WR	6-0	188	Arizona State	6	3	2001
34	Nathan Poole	RB	5-9	210	Louisville	30	13	1982-83, '85, '87
37	Tyrone Poole	CB	5-8	188	Fort Valley State	16	4	2002
75	Monsanto Pope	DT	6-3	300	Virginia	48	21	2002-05
31	P.J. Pope	RB	5-9	205	Bowling Green State	5	1	2008
31	Kerry Porter	RB	6-1	215	Washington State	13	3	1990
26	Clinton Portis	RB	5-11	205	Miami (Fla.)	29	25	2002-03
23	Dickie Post	RB	5-9	190	Houston	6	1	1971
31	Darryl Pounds	CB	5-10	185	Nicholls State	9	0	2000
91	Warren Powers	DE	6-6	287	Maryland	44	28	1989-91
5	**Matt Prater**	**K**	**5-10**	**187**	**Central Florida**	**46**	**0**	**2007-10**
88	Eugene Prebola	E	6-3	225	Boston University	42	N/A	1961-63
23	Steve Preece	S	6-1	195	Oregon State	13	9	1972
46	Dave Preston	HB	5-10	185	Bowling Green	76	37	1978-83
11	Luke Prestridge	P	6-4	235	Baylor	73	0	1979-83
56	James Price	LB	6-2	225	Auburn	6	N/A	1964
25	Errol Prisby	DB	5-10	184	Cincinnati	5	N/A	1967
81	Mike Pritchard	WR	5-10	188	Colorado	18	13	1994-95
93	Trevor Pryce	DL	6-5	286	Clemson	121	114	1997-2005
88/87	Jeb Putzier	TE	6-4	251	Boise State	41	10	2002-05, '08
83	John J. Pyeatt	HB	6-3	204	No college	17	N/A	1960-61
				Q				
26	Frank Quayle	RB	5-10	195	Virginia	11	2	1969
9	**Brady Quinn**	**QB**	**6-3**	**235**	**Notre Dame**	**0**	**0**	**2010**
81	**Richard Quinn**	**TE**	**6-4**	**255**	**North Carolina**	**29**	**4**	**2009-10**
				R				
78	Bruce Radford	DE	6-5	257	Grambling	16	0	1979
11	Patrick Ramsey	QB	6-2	225	Tulane	3	0	2007-08
10	Steve Ramsey	QB	6-2	210	North Texas State	53	31	1971-76
99	Montae Reagor	DE	6-3	285	Texas Tech	45	1	1999-2002
76	Leo T. Reed	T	6-4	240	Colorado State	4	N/A	1961
32	Tony Reed	RB	5-11	197	Colorado	15	0	1981
43	Izell Reese	S	6-2	190	Alabama-Birmingham	15	15	2002
41	Johnathan Reese	RB	6-1	220	Columbia	0	0	2004
95	Darrell Reid	OLB/DE	6-2	270	Minnesota	16	0	2009
74	Dan Remsberg	T	6-6	275	Abilene Christian	21	1	1986-87
97	Simeon Rice	DE	6-5	268	Illinois	6	1	2007
40	Randy Rich	DB	5-10	178	New Mexico	0	0	1977
43	Bob Richardson	DB	6-1	180	UCLA	9	N/A	1966
99	David Richie	DT	6-4	280	Washington	2	0	1997
58	Frank Richter	LB	6-3	235	Georgia	34	*11	1967-69
26	Larry Riley	DB	5-10	192	Salem College (N.C.)	5	0	1977
38	Reggie Rivers	RB	6-1	215	Southwest Texas State	96	5	1991-96
59	Joe Rizzo	LB	6-1	220	U.S. Merchant Marine Academy	81	62	1974-80
48	Randy Robbins	DB	6-2	189	Arizona	116	26	1984-91
63	Dewayne Robertson	DT	6-1	308	Kentucky	15	15	2008
36	Frank Robinson	CB	5-11	175	Boise State	28	2	1992-93
94	Jeff Robinson	DE	6-4	270	Idaho	64	0	1993-96
95	Jeroy Robinson	LB	6-1	241	Texas A&M	3	0	1990
54	**Lee Robinson**	**LB**	**6-2**	**256**	**Alcorn State**	**3**	**0**	**2010**
17	Matt Robinson	QB	6-2	196	Georgia	14	7	1980
77	Alden Roche	DE	6-4	255	Southern	14	0	1970
4	Ruben Rodriguez	P	6-2	210	Arizona	5	0	1992
68	William E. Roehnelt	LB	6-1	227	Bradley	18	N/A	1961-62
43	Roderick Rogers	S	6-2	187	Wisconsin	5	1	2007-08
73	Stan Rogers	T	6-4	256	Maryland	14	2	1975
35	David S. Rolle	FB	6-0	215	Oklahoma	14	N/A	1960-61
53	Bill Romanowski	LB	6-4	245	Boston College	96	96	1996-2001
42	Al Romine	HB	6-2	191	Florence State	14	N/A	1960
81	Barry Rose	WR	6-0	185	Wisconsin-Stevens Point	3	0	1993
30	Oliver Ross	RB	6-0	210	Alabama A&M	25	0	1973-75
11	Tobin Rote	QB	6-2	211	Rice	3	N/A	1966
16	Tom Rouen	P	6-3	225	Colorado	152	0	1993-2002
33	Justin D. Rowland	HB	6-2	188	Texas Christian	10	N/A	1962
46	John Rowser	DB	6-1	190	Michigan	38	37	1974-76
19	**Eddie Royal**	**WR**	**5-10**	**180**	**Virginia Tech**	**45**	**37**	**2008-10**
11	T.J. Rubley	QB	6-3	212	Tulsa	0	0	1996
40	Martin Rudolph†	DB	5-10	183	Arizona	3	1	1987
57	Mike Ruether	C	6-4	279	Texas	17	0	1988-89
58	Steve Russ	LB	6-4	245	Air Force	24	0	1997-2000
10	Clifford Russell	WR	5-11	195	Utah	2	0	2008
39	Darryl Russell†	DB	6-0	190	Appalachian State	3	0	1987
85	Derek Russell	WR	6-0	195	Arkansas	50	36	1991-94
42	Leonard Russell	RB	6-2	235	Arizona State	14	13	1994
53	Johnny Rutledge	LB	6-3	239	Florida	6	0	2003
50	Jim Ryan	LB	6-1	225	William & Mary	150	91	1979-88
80	Tom Rychlec	E	6-3	220	American International	3	N/A	1963

Broncos All-Time Roster, cont.

S

No.	Name	Pos.	Hgt.	Wgt.	College	GP	GS	Years
26	George Saimes	S	5-11	186	Michigan State	30	19	1970-72
74	Ephraim Salaam	T	6-7	295	San Diego State	30	30	2002-03
74	Harvey Salem	T	6-6	283	California	10	0	1991
84	Clint Sampson	WR	5-11	183	San Diego State	59	10	1983-86
55	Glenell Sanders	LB	6-1	228	Louisiana Tech	1	0	1994
37	Cecil Sapp	RB	5-11	229	Colorado State	49	9	2003-07
10	Todd Sauerbrun	P	5-10	215	West Virginia	30	0	2005-07
83	John Sawyer	TE	6-2	240	Southern Mississippi	17	11	1983-84
54	Ron Sbranti	LB	6-2	230	Utah State	14	N/A	1966
82	Bob Scarpitto	WR/P	5-11	192	Notre Dame	81	N/A	1962-67
67	Carl Schaukowitch	G	6-3	235	Penn State	11	2	1975
88	Tony Scheffler	TE	6-5	255	Western Michigan	57	28	2006-09
67	Steve Schindler	G	6-3	256	Boston College	28	4	1977-78
69	Mark Schlereth	G	6-3	282	Idaho	81	81	1995-2000
64	Mike Schnitker	G	6-3	245	Colorado	74	26	1969-74
74	Bill Schultz	T	6-5	305	Southern California	2	0	1995
84/86	John Schultz	WR	5-10	182	Maryland	32	0	1976-78
66	Carlos Scott†	C	6-2	305	Texas-El Paso	0	0	1987
45	Lew Scott	DB	5-11	170	Oregon State	13	N/A	1966
76	Kirk Scrafford	T	6-6	270	Montana	32	7	1993-94
35	James H. Sears	HB	5-11	183	Southern California	2	N/A	1960-61
21	Goldie Sellers	DB	6-2	198	Grambling	27	N/A	1966-67
45	Jeff Severson	DB	6-1	183	Long Beach State	14	3	1975
30	Steve Sewell	RB/WR	6-3	210	Oklahoma	94	15	1985-92
65	Don Shackelford	G	6-4	255	Pacific	8	N/A	1964
75	Rick Sharp	T	6-3	265	Washington	12	0	1972
81/84	Shannon Sharpe	TE	6-2	228	Savannah State	172	139	1990-99, '02-03
17	George H. Shaw	QB	6-1	183	Oregon	13	N/A	1962
95	Josh Shaw	DT	6-3	305	Michigan State	5	0	2008
45	Richard Shelton	CB	5-10	180	Liberty	4	0	1989
86	Edell Shepherd	WR	6-1	175	San Jose State	0	0	2008
84	Rod Sherman	WR	6-0	190	Southern California	14	13	1972
88	Mike Sherrard	WR	6-1	185	UCLA	15	0	1996
75	Roger Shoals	T	6-4	260	Maryland	14	14	1971
40/28	Jeff Shoate	CB	5-10	180	San Diego State	14	0	2004-05, '07
63	Laval Short	DT	6-3	250	Colorado	15	0	1980
80	Jerry Simmons	WR	6-0	190	Bethune-Cookman	51	35	1971-74
51	Leon Simmons	LB	6-0	225	Grambling	2	N/A	1963
2	Chris Simms	QB	6-4	230	Texas	3	1	2009
51	Mike Simone	LB	6-0	210	Stanford	42	3	1972-74
67	Jackie Simpson	LB	6-0	225	Mississippi	6	N/A	1961
45	John Sklopan	HB	5-10	200	Southern Mississippi	3	N/A	1963
7/14	Milton (Mickey) Slaughter	QB	6-2	204	Louisiana Tech	40	N/A	1963-66
39	Tom Smiley	RB	6-1	235	Lamar Tech	14	9	1969
56	Aaron Smith	LB	6-2	223	Utah State	10	0	1984
33	Alphonso Smith	CB	5-9	190	Wake Forest	15	0	2009
55	Art Smith	LB	6-1	222	Hawaii	2	0	1980
26	Ben Smith	CB	6-3	208	Georgia	14	14	1994
20	Daniel Eugene Smith	HB	5-10	180	Northeast Oklahoma	4	N/A	1961
49	Dennis Smith	S	6-3	200	Southern California	184	170	1981-94
42	Detron Smith	FB	5-10	230	Texas A&M	91	2	1996-2001
14	Don Smith	G	6-4	240	Florida A&M	2	N/A	1967
75	Ed Smith	DE	6-5	241	Colorado College	16	3	1973-75
28	Elliott Smith	CB	6-2	192	Alcorn A&M	9	0	1990
72	Harold Smith	T	6-5	250	UCLA	3	N/A	1960
N/A	Hugh B. Smith	E	6-4	217	Kansas	0	0	1962
47	James Smith	S	6-3	190	Utah State	2	1	1969
97	Le Kevin Smith	DL	6-3	308	Nebraska	14	2	2009-10
57	Matt Smith†	LB	6-2	234	West Virginia	3	0	1987
65	Monte Smith	G	6-5	270	North Dakota	14	0	1989
90	Neil Smith	DE	6-4	270	Nebraska	43	35	1997-99
26	Paul Smith	RB	5-11	242	Texas-El Paso	14	0	2007
70	Paul Smith	DT/DE	6-3	256	New Mexico	133	72	1968-78
45	Perry Smith	DB	6-1	195	Colorado State	26	5	1980-81
80	Rod Smith	WR	6-0	200	Missouri Southern	183	158	1995-2007
32	Sammie Smith	RB	6-2	226	Florida State	3	1	1992
71	Willie Smith	G	6-3	255	Michigan	14	N/A	1960
72	Isaac Snell	G	6-6	288	North Dakota State	0	0	2007
84	Matt Snorton	TE	6-5	250	Michigan State	5	N/A	1964
70	Brian Sochia	NT/DE	6-3	270	Northwestern Oklahoma St.	26	16	1991-92
39	Roland Solomon	CB	6-0	193	Utah	4	0	1981
51	Henry Sorrell	LB	6-1	215	Chattanooga	10	N/A	1967
33	Jimmy Spencer	CB	5-9	188	Florida	53	8	2000-03
59	Donnie Spragan	LB	6-3	239	Stanford	48	22	2002-04
78	Rich Stachowski	DE/NT	6-4	245	California	14	0	1983
62	Jerry N. Stalcup	LB	6-1	240	Wisconsin	22	N/A	1961-62
85	Tim Stallworth	WR	5-10	185	Washington State	1	0	1990
14	Scott Stankavage	QB	6-1	194	North Carolina	1	0	1984, '86
44	Bruce Starling	HB	6-1	186	Florida	0	0	1963
17	Larry Steele	P	5-10	182	Santa Rosa	1	0	1974
19	Fred Steinfort	K	5-11	180	Boston College	33	0	1979-81
36	James E. Stinnette	FB/LB	6-1	230	Oregon State	24	N/A	1961-62

No.	Name	Pos.	Hgt.	Wgt.	College	GP	GS	Years
21	Jesse Stokes	DB	6-0	190	Corpus Christi	2	0	1968
14	Brandon Stokley	WR	6-0	192	Southwestern Louisiana	44	13	2007-09
34	Donnie Stone	FB	6-1	205	Arkansas	48	N/A	1961-64
82	Otto Stowe	WR	6-2	188	Iowa State	8	0	1974
22	Bob Stransky	HB	6-1	180	Colorado	14	N/A	1960
63	David Strickland	T/G	6-0	220	Memphis State	14	N/A	1960
41	Deon Strother	RB	5-11	213	Southern California	2	0	1994
63	Tim Stuber	G	6-5	315	Colorado State	0	0	2004
70	Dave Studdard	T	6-4	260	Texas	145	133	1979-88
72	Jerry G. Sturm	C/T/G	6-3	260	Illinois	84	N/A	1961-66
60	Nick Subis	G/C	6-4	278	San Diego State	16	0	1991
50	John Sullins	LB	6-1	225	Alabama	6	0	1992
85	Don Summers	TE	6-4	230	Boise State	18	1	1984-85
46	Jim Summers	DB	5-10	180	Michigan State	11	N/A	1967
35	Jason Suttle	CB	5-10	182	Wisconsin	10	0	1999-2000
25	Charles Swann	WR/DB	6-1	188	Indiana State	13	0	1994
80	Shane Swanson†	WR	5-9	200	Nebraska	3	2	1987
74	Harry Swayne	T	6-5	290	Rutgers	23	16	1997-98
49	Neal Sweeney	FL	6-2	170	Tulsa	10	N/A	1967
51	Bob Swenson	LB	6-3	225	California	96	77	1975-83
23	Eugene Sykes	DB	6-1	201	Louisiana State	4	N/A	1967
57	Jashon Sykes	LB	6-2	236	Colorado	19	8	2003-04
94	Jim Szymanski	DE	6-5	268	Michigan State	7	6	1990-91

T

No.	Name	Pos.	Hgt.	Wgt.	College	GP	GS	Years
64	Ralph Tamm	G/C	6-4	280	West Chester	22	1	1995-96
98	Maa Tanuvasa	DE/DT	6-2	270	Hawaii	80	54	1995-2000
65	George Tarasovic	DE	6-4	245	Louisiana State	6	N/A	1967
41	Jerry L. Tarr	E	6-0	190	Oregon	14	N/A	1962
95	Alphonso Taylor	DT	6-3	350	Temple	3	0	1993
72	Herb Taylor	T	6-3	295	Texas Christian	0	0	2009
81	Kitrick Taylor	WR	5-11	194	Washington State	2	0	1993
87	Lionel T. Taylor	E	6-2	215	New Mexico Highlands	96	N/A	1960-66
70	Trey Teague	T	6-5	292	Tennessee	34	20	1998-2001
15	**Tim Tebow**	**QB**	**6-3**	**245**	**Florida**	**9**	**3**	**2010**
13	Steve Tensi	QB	6-5	215	Florida State	27	22	1967-70
13	David Terrell	WR	6-3	212	Michigan	1	0	2005
84	Jim Thibert	LB	6-3	230	Toledo	13	N/A	1965
32	Calvin Thomas	RB	5-11	239	Illinois	2	0	1988
88	**Demaryius Thomas**	**WR**	**6-3**	**229**	**Georgia Tech**	**10**	**2**	**2010**
48	Earlie Thomas	DB	6-1	190	Colorado State	10	6	1975
26	Eric Thomas	CB	5-11	184	Tulane	14	0	1995
26	J. T. Thomas	S	6-2	196	Florida State	9	1	1982
79	**Marcus Thomas**	**DL**	**6-3**	**316**	**Florida**	**64**	**23**	**2007-10**
82	Zach Thomas	WR/PR	6-0	182	South Carolina State	28	0	1983-84
53	Anthony Thompson	LB	6-1	227	East Carolina	11	0	1990
61	Arland Thompson	G	6-4	265	Baylor	2	0	1980
36	Bill Thompson	DB	6-1	201	Maryland State	179	178	1969-81
76	Broderick Thompson	T	6-5	295	Kansas	32	32	1995-96
77	Jim Thompson	DT	6-3	255	Southern Illinois	4	N/A	1965
4	Robert Thompson†	WR	5-9	168	Youngstown State	2	0	1987
22	**Syd'Quan Thompson**	**CB**	**5-9**	**191**	**California**	**13**	**0**	**2010**
87	Cedric Tillman	WR	6-2	204	Alcorn State	39	8	1992-94
51	Dave Tobey	LB	6-3	231	Oregon	7	0	1968
42	Ryan Torain	RB	6-1	225	Arizona State	2	1	2008
61	Andre Townsend	DE/NT	6-3	265	Mississippi	103	54	1984-90
54/94	Keith Traylor	LB/DT	6-2	304	Central State (Okla.)	94	66	1991-92, '97-2000
20	Jerry Traynham	HB	5-10	190	Southern California	2	N/A	1961
9	David Treadwell	K	6-1	180	Clemson	64	0	1989-92
37	Steve Trimble	DB	5-10	181	Maryland	14	*1	1981-83
18	Frank Tripucka	QB	6-2	192	Notre Dame	44	42	1960-63
91	Jeff Tupper	DL	6-5	269	Oklahoma	4	3	1987
55	Godwin Turk	LB	6-3	230	Southern	42	5	1976-78
35	Clem Turner	RB	6-1	236	Cincinnati	37	0	1970-72
15	Jim Turner	K	6-2	205	Utah State	130	0	1971-79
21	Scott Turner	CB	5-10	190	Illinois	9	0	2003
71	Melvin Tuten	T	6-6	305	Syracuse	2	0	1999-2000
23	Maurice Tyler	S	6-0	188	Morgan State	28	2	1973-74
72	Richard Tyson	G	6-2	245	Tulsa	7	N/A	1967

U

No.	Name	Pos.	Hgt.	Wgt.	College	GP	GS	Years
67	Keith Uecker	T	6-5	278	Auburn	2	2	1982-83
50	Artie Ulmer	LB	6-3	247	Valdosta State	7	0	1999
31	Marviel Underwood	S	5-10	200	San Diego State	0	0	2007
50	Olen Underwood	LB	6-1	220	Texas	14	4	1971
80	Rick Upchurch	WR	5-10	175	Minnesota	119	59	1975-83

V

No.	Name	Pos.	Hgt.	Wgt.	College	GP	GS	Years
42	Bill Van Heusen	WR/P	6-1	200	Maryland	109	38	1968-76
11	Bradlee Van Pelt	QB	6-2	220	Colorado State	3	0	2005
61	Bob Vaughn	G	6-4	240	Mississippi	1	0	1968
41	**Cassius Vaughn**	**CB**	**5-11**	**195**	**Mississippi**	**13**	**0**	**2010**
97	Demetrin Veal	DT	6-2	288	Tennessee	31	1	2004-06
90	**David Veikune**	**LB**	**6-2**	**257**	**Hawaii**	**4**	**0**	**2010**
32	Tony Veland	S	6-0	209	Nebraska	12	0	1997
86	Chris Verhulst	TE	6-3	249	Chico State	8	1	1990
99	**Kevin Vickerson**	**DL**	**6-5**	**321**	**Michigan State**	**15**	**12**	**2010**
65	Lloyd Voss	T	6-4	256	Nebraska	13	7	1972

Broncos All-Time Roster, cont.

W

No.	Name	Pos.	Hgt.	Wgt.	College	GP	GS	Years
37	Bob Wade	CB	6-2	200	Morgan State	3	2	1970
30	Clarence Walker	HB	6-1	205	Southern Illinois	1	N/A	1963
27/25	Denard Walker	CB	6-1	190	Louisiana State	32	31	2001-02
84	Javon Walker	WR	6-3	209	Florida State	24	21	2006-07
96	Kenny Walker	DE	6-3	260	Nebraska	31	16	1991-92
59	Brett Wallerstedt	LB	6-1	240	Arizona State	0	0	1994
35	Lenny Walls	CB	6-4	192	Boston College	43	20	2002-05
50	**J.D. Walton**	**C**	**6-3**	**305**	**Baylor**	**16**	**16**	**2010**
61	Gerard Warren	DT	6-4	325	Florida	31	31	2005-06
56	Dave Washington	LB	6-5	223	Alcorn A&M	27	21	1970-71
81/83	Dave Washington	TE	6-4	228	Southern California	2	1	1968
84	Gene Washington	WR	6-3	208	Michigan State	14	0	1973
97	Keith Washington	DE	6-4	275	Nevada-Las Vegas	26	16	2001-02
48	Lionel Washington	CB	6-0	185	Tulane	30	28	1995-96
95	Marvin Washington	DE	6-6	275	Idaho	16	0	1998
98	Ted Washington	NT	6-4	316	Louisville	15	15	1994
21	Chris Watson	CB	6-1	192	Eastern Illinois	14	1	1999
81	Steve Watson	WR	6-4	195	Temple	126	87	1979-87
17	Darius Watts	WR	6-2	188	Marshall	22	2	2004-05
54	Nate Wayne	LB	6-0	230	Mississippi	16	0	1998-99
58	Nate Webster	LB	6-0	232	Miami (Fla.)	32	28	2006-08
14	Norris Weese	QB	6-1	195	Mississippi	57	1	1976-79
40	Ted Wegert	FB	5-11	202	No college	4	N/A	1960
13	Jack Weil	P	5-11	175	Wyoming	6	0	1986
29	Bill West	CB	5-10	185	Tennessee State	8	0	1972
40/42	Charlie West	DB	6-1	197	Texas-El Paso	32	6	1978-79
20	Willie West	DB	5-10	190	Oregon	7	N/A	1964
89	Max Wettstein	E	6-3	225	Florida State	2	N/A	1966
83	Jim Whalen	TE	6-2	210	Boston College	17	15	1970-71
59	Taylor Whitley	G	6-4	315	Texas A&M	2	0	2005
89	Andre White	TE	6-3	225	Florida A&M	14	N/A	1967
78	Jim White	DE	6-4	256	Colorado State	7	1	1976
79	Dave Widell	C/G	6-7	303	Boston College	79	39	1990-94
67	Doug Widell	G	6-4	289	Boston College	64	58	1989-92
62	Casey Wiegmann	C	6-2	285	Iowa	32	32	2008-09
47	Gerald Willhite	RB	5-10	200	San Jose State	78	21	1982-88
91	Alfred Williams	DE	6-6	265	Colorado	49	38	1996-99
52/55	**D.J. Williams**	**ILB**	**6-1**	**242**	**Miami (Fla.)**	**107**	**101**	**2004-10**
90	Dan Williams	DE	6-4	290	Toledo	45	40	1993-96
27	Darrent Williams	CB	5-8	188	Oklahoma State	27	23	2005-06
N/A	Harold Williams	HB	N/A	N/A	Miami (Ohio)	N/A	N/A	1961
26	Jack Williams	CB	5-9	185	Kent State	21	0	2008-09
76	Jamal Williams	NT	6-3	348	Oklahoma State	16	16	2010
20	Roosevelt Williams	CB	5-11	200	Tuskegee	0	0	2003
29	Wandy Williams	RB	6-1	189	Hofstra	12	2	1969-70
12	**Matthew Willis**	**WR**	**6-0**	**190**	**UCLA**	**7**	**1**	**2009-10**
85	Jeff Wilner	TE	6-5	250	Wesleyan (Conn.)	0	0	1995
56	Al Wilson	LB	6-0	240	Tennessee	125	119	1999-2006
48	Nemiah Wilson	DB	6-0	165	Grambling	42	N/A	1965-67
88	Sir Mawn Wilson	WR	6-2	213	Syracuse	0	0	1997
45	Steve Wilson	CB	5-10	195	Howard	92	33	1982-88
91	Troy Wilson	DE	6-4	257	Pittsburg State	3	0	1995
51	Jamie Winborn	LB	5-11	242	Vanderbilt	30	13	2007-08
23	Sammy Winder	RB	5-11	203	Southern Mississippi	127	83	1982-90
72	Brandon Winey	T	6-6	310	Louisiana State	0	0	2001
55	Bryant Winn†	LB	6-4	231	Houston	3	3	1987
16	Dick Wood	QB	6-5	205	Auburn	1	N/A	1962
54	Lee Woodall	LB	6-1	230	West Chester	14	0	2001
52	Ken Woodard	LB	6-1	218	Tuskegee Institute	73	13	1982-86
99	Ray Woodard†	DE	6-6	290	Texas	3	1	1987
85	Chris Woods	WR	5-11	190	Auburn	1	0	1989
59	**Wesley Woodyard**	**ILB**	**6-0**	**222**	**Kentucky**	**43**	**9**	**2008-10**
58	Jack Work	DB	6-0	200	Denver	0	0	1960
87	James Wright	TE	6-3	240	Texas Christian	64	31	1980-85
35	Jim Wright	HB	5-11	190	Memphis State	10	N/A	1964
42	Lonnie Wright	DB	6-2	205	Colorado State	26	N/A	1966-67
20	Louis Wright	CB	6-2	200	San Jose State	166	163	1975-86
57/92	Dave Wyman	LB	6-2	241	Stanford	31	27	1993-95

Y

No.	Name	Pos.	Hgt.	Wgt.	College	GP	GS	Years
76	William G. Yelverton	E	6-4	220	Mississippi	10	N/A	1960
32	Chris Young	S	6-0	210	Georgia Tech	21	0	2003-05
65	Joseph A. Young	E	6-3	245	Arizona	20	N/A	1960-61
83	Michael Young	WR	6-1	187	UCLA	51	14	1989-92
60	Robert Young	G	6-1	270	Howard Payne	58	*33	1966-70
35	Selvin Young	RB	5-11	207	Texas	23	13	2007-08

Z

No.	Name	Pos.	Hgt.	Wgt.	College	GP	GS	Years
46	Bob Zeman	DB	6-1	200	Wisconsin	28	N/A	1962-63
65	Gary Zimmerman	T	6-6	294	Oregon	76	76	1993-97

Broncos All-Time Roster Breakdown

Number of Players per School

31 — Colorado
26 — Florida
22 — Georgia
20 — Louisiana State, Southern California, Texas
19 — Maryland, Oregon, Stanford, Wisconsin
17 — Colorado State, Notre Dame
16 — Florida State, Nebraska, UCLA, Washington
14 — Michigan State
13 — Arizona, Michigan, Minnesota, Mississippi, San Diego State, Texas A&M
12 — Arizona State, Baylor, Boston College, Houston, Miami (Fla.), Utah State
11 — California, Tennessee
10 — Clemson, Ohio State, Oklahoma, Tulane
9 — Arkansas, Penn State, South Carolina
8 — Auburn, Florida A&M, Illinois, Nevada-Las Vegas, North Carolina, Purdue, Utah
7 — Brigham Young, Georgia Tech, Iowa, Mississippi State, Oregon State, San Jose State, Southern Mississippi, Syracuse, Tulsa, Virginia Tech, Washington State
6 — Alabama, Alcorn State/Alcorn A&M, Duke, Fresno State, Grambling State/Grambling, Hawaii, Idaho, Kansas, Kansas State, Louisville, Memphis/Memphis State, Oklahoma State, Texas Tech, Toledo, Wyoming
5 — Central Florida, Cincinnati, Kentucky, Pittsburgh, Southern, Texas Christian, Texas-El Paso, Virginia, Wake Forest
4 — Boise State, Bowling Green/Bowling Green State, Missouri, North Carolina State, North Dakota, Northern Arizona, Temple, West Virginia, Wichita State
3 — Appalachian State, Bethune-Cookman, Hofstra, Louisiana Tech, McNeese State, Miami (Ohio), Morgan State, New Mexico, New Mexico State, North Dakota State, Pacific, Tennessee State, Texas Southern, Western Illinois, William & Mary
2 — Abilene Christian, Alabama-Birmingham, Boston University, Bradley, C.W. Post, Cal State-Fullerton, Cal State-Northridge, Chico State, Columbia, Eastern Michigan, Emporia State/Emporia College, Fort Valley State, Howard, Howard Payne, Iowa State, Jacksonville State, Liberty, Long Beach State, Louisiana at Lafayette/Southwestern Louisiana, Maine, Marshall, Montana, Montana State, New Hampshire, North Carolina Central, North Texas/North Texas State, Northern Colorado, Pittsburg State, Richmond, Rutgers, South Carolina State, Southern Illinois, Southwest Texas State, Texas A&I, Texas-Arlington, Troy/Troy State, Tuskegee/Tuskegee Institute, Vanderbilt, Villanova, Weber State, West Chester, West Texas State, Youngstown State
1 — Adams State, Air Force Academy, Akron, Alabama A&M, Allen, American International, Angelo State, Arkansas A&M, Arkansas AM&N, Arkansas State, Ball State, Bishop College, Cal Poly/SLO, Cal-Riverside, Cal-Santa Barbara, Carson-Newman, Central Michigan, Central Missouri State, Central State (Okla.), Chattanooga, Colorado College, Compton J.C., Corpus Christi, Delaware State, Delaware Valley, Delta State, Denver, Detroit Mercy, East Carolina, Eastern Illinois, Eastern Montana, Eastern New Mexico, El Camino J.C., Elizabeth City State, Elon College, Evangel College, Findlay, Florence State, Grand Valley State, Hampton, Heidelberg, Henderson State, Holy Cross, Humboldt State, Idaho State, Illinois State, Indiana, Indiana State, Jackson State, James Madison, Kent State, Kutztown, Lamar Tech, Louisiana Monroe/Northeast Louisiana, Maryland Eastern Shore/Maryland State, Massachusetts, McMurray College, Menlo College, Mercer, Mississippi College, Missouri Southern, Morris Brown, New Mexico Highlands, Nicholls State, Norfolk State, North Carolina A&T, Northeast Oklahoma, Northern Colorado, Northern Illinois, Northern Iowa, Northwestern State (La.), Northwestern Oklahoma State, Omaha, Pennsylvania, Plymouth State, Portland State, Rice, Sacremento State, Saginaw Valley State, Salem (N.C.), Salem (W. Va.), Sam Houston State, Santa Clara, Santa Rosa, Savannah State, South Dakota State, South Florida, Southern Methodist, Southwest Missouri State, Springfield College, St. Augustine, Stephen F. Austin, Sul Ross State, Tennessee-Martin, Texas State, Trinity (Conn.), Truman State, U.S. Merchant Marine Academy, Valdosta State, Virginia Union, Wayne State (Neb.), Wesleyan (Conn.), Western Carolina, Western Michigan, Wisconsin-Stevens Point, Wisconsin-Whitewater, Xavier, Yankton College

Seven players did not attend college.

Top 10 Schools by Games Played

Rk.	Gms.	School (No. of players / rank in category)
1.	1,147	Colorado (31 / 1st)
2.	763	Georgia (22 / 3rd)
3.	692	Stanford (19 / T-7th)
4.	653	Houston (12 / T-24th)
5.	633	Boston College (12 / T-24th)
6.	627	Minnesota (13 / T-18th)
7.	598	Florida (26 / 2nd)
8.	592	Washington (16 / T-13th)
9.	591	Texas (20 / T-4th)
10.	576	Miami (Fla.) (12 / T-24th)

Top 10 Conferences by Number of Players

(based on conference alignments from 2010 season)

Rk.	Players	Conference
1.	140	Pacific-10
2.	139	Southeastern
3.	132	Big 12
4.	110	Atlantic Coast
5.	102	Big Ten
6.	67	Mountain West
7.	59	Conference USA
8.	47	Western Athletic
9.	31	Big East
10.	23	Mid-Eastern Athletic (I-AA)*

* - total includes one player (Billy Thompson) from Maryland Eastern Shore/Maryland State, which competed in the MEAC before the school dropped football after the 1979 season.

BRONCOS ALL-TIME ROSTER BREAKDOWN

SERVICE (YEARS PLAYED)

16 YEARS — John Elway 1983-98

15 YEARS — Jason Elam 1993-2007; Tom Nalen 1994-2008

14 YEARS — Tom Jackson 1973-86; Dennis Smith 1981-94

13 YEARS — Barney Chavous 1973-85; Paul Howard 1973-75, '77-86; Ken Lanier 1981-92, '94; Rod Smith 1995-2007; Bill Thompson 1969-81

12 YEARS — Tyrone Braxton 1987-93, '95-99; Billy Bryan 1977-88; Dwayne Carswell 1994-2005; Rubin Carter 1975-86; Karl Mecklenburg 1983-94; Riley Odoms 1972-83; Shannon Sharpe 1990-99, '02-03; Louis Wright 1975-86

11 YEARS — Keith Burns 1994-98, 2000-03, '05-06; Simon Fletcher 1985-95; Steve Foley 1976-86; Matt Lepsis 1997-2007; Paul Smith 1968-78

10 YEARS — Steve Atwater 1989-98; Randy Gradishar 1974-83; Vance Johnson 1985-93, '95; Fran Lynch 1967-76; Haven Moses 1972-81; Tom Rouen 1993-2002; Jim Ryan 1979-88; Dave Studdard 1979-88

9 YEARS — Keith Bishop 1980, 1982-89; Mike Current 1967-75; Rick Dennison 1982-90; Ben Hamilton 2001-09; Mike Harden 1980-88; Rulon Jones 1980-88; Clarence Kay 1984-92; Greg Kragen 1985-93; Gary Kubiak 1983-91; Floyd Little 1967-75; Ed McCaffrey 1995-2003; Claudie Minor 1974-82; Trevor Pryce 1997-2005; Jim Turner 1971-79; Rick Upchurch 1975-83; Billy Van Heusen 1968-76; Steve Watson 1979-87; Sammy Winder 1982-90

8 YEARS — Lyle Alzado 1971-78; Otis Armstrong 1973-80; Terrell Davis 1995-2002; Tom Glassic 1976-83; Glenn Hyde 1976-81, '84-85; Larry Kaminski 1966-73; Keith Kartz 1987-94; Brison Manor 1977-84; John Mobley 1996-2003; Dan Neil 1997-2004; Randy Robbins 1984-91; Steve Sewell 1985-92; Bob Swenson 1975-79, '81-83; Al Wilson 1999-2006

7 YEARS — Cooper Carlisle 2000-06; Ray Crockett 1994-2000; **Champ Bailey 2004-10**; Al Denson 1964-70; Pete Duranko 1967-70, 72-74; Ron Egloff 1977-83; Larry Evans 1976-82; Ian Gold 2000-03, '05-07; Goose Gonsoulin 1960-66; John Grant 1973-79; Charlie Greer 1968-74; Harald Hasselbach 1994-2000; Mike Horan 1986-92; Jerry Inman 1966-71, '73; Mark Jackson 1986-92; Rich Karlis 1982-88; Jon Keyworth 1973-79; Mike Leach 2002-08; Tim Lucas 1987-93; Rob Lytle 1977-83; Bobby Maples 1972-78; Joe Rizzo 1974-80; Lionel Taylor 1960-66; Andre Townsend 1984-90; Gerald Willhite 1982-88; **D.J. Williams 2004-10**; Steve Wilson 1982-88

6 YEARS — Mike Anderson 2000-05; Michael Brooks 1987-92; Sam Brunelli 1966-71; Glenn Cadrez 1995-2000; Byron Chamberlain 1995-2000; Ken Criter 1969-74; Eldon Danenhauer 1960-65; George Goeddeke 1967-72; Nate Jackson 2003-08; Richard Jackson 1967-72; Don Latimer 1978-83; Mike Lodish 1995-2000; Tommy Lyons 1971-76; Marv Montgomery 1971-76; Craig Morton 1977-82; Chip Myrtle 1967-72; Dave Preston 1978-83; Steve Ramsey 1971-76; Reggie Rivers 1991-96; Bill Romanowski 1996-2001; Bob Scarpitto 1962-67; Mark Schlereth 1995-2000; Mike Schnitker 1969-74; Detron Smith 1996-2001; Jerry Sturm 1961-66; Maa Tanuvasa 1995-2000;

ALL-TIME ROSTER HEIGHT/WEIGHT BREAKDOWNS

Note: A total of 1,114 players have appeared on Denver's active roster for a regular-season or postseason game.

BY HEIGHT

Height	# of players	Pct.
Players 5'-7"	4	(0.4%)
Players 5'-8"	7	(0.6%)
Players 5'-9"	28	(2.5%)
Players 5'-10"	77	(6.9%)
Players 5'-11"	90	(8.1%)
Players 6'-0"	123	(11.0%)
Players 6'-1"	148	(13.3%)
Players 6'-2"	176	(15.8%)
Players 6'-3"	204	(18.3%)
Players 6'-4"	127	(11.4%)
Players 6'-5"	74	(6.6%)
Players 6'-6"	41	(3.7%)
Players 6'-7"	10	(0.9%)
Players 6'-8"	3	(0.3%)
Height unknown	2	(0.2%)

BY WEIGHT

Weight Range	# of players	Pct.
Players 164-174 lbs.	13	(1.2%)
Players 175-199 lbs.	287	(25.8%)
Players 200-224 lbs.	246	(22.1%)
Players 225-249 lbs.	242	(21.7%)
Players 250-274 lbs.	172	(15.4%)
Players 275-299 lbs.	89	(8.0%)
Players 300-324 lbs	53	(4.8%)
Players 325-350 lbs	10	(0.9%)
Weight unknown	2	(0.2%)

ALL-TIME ROSTER HEIGHT/WEIGHT EXTREMES

Of the 1,114 players who have appeared on Denver's active roster for a regular-season or postseason game:

Category	Hgt./Wgt.	No. (Players)
Average height	6'-1" 7/10	
Most frequently occurring height	6'-3"	(204 players; 18.3%)
Average weight	229.0	
Most frequently occurring weight range	175-199	(287 players; 25.8%)
Shortest Player	5'-7"	(4 players)
		(RB KaRon Coleman, RB Quentin Griffin, DB Chris Hale, CB Calvin Jones)
Tallest Player	6'-8"	(T Jamie Brown, T Erik Pears, T Tyler Polumbus)
Lightest Player	164	(DB Chris Hale)
Heaviest Player	350	(DT Sam Adams, DT Alphonso Taylor)
Shortest Center/Guard	6'-1"	(7 players)
		(Chris Banks, Ken Brown, John Hohman, K.C. Jones, Pat Matson, Charlie Parker, Robert Young)
Tallest Center/Guard	6'-7"	(Brian Habib, Jon Melander, Dave Widell)
Lightest Center/Guard	220	(David Strickland)
Heaviest Center/Guard	322	(Montrae Holland)
Shortest Tackle	6'-0"	(Arthur Hauser, David Strickland)
Tallest Tackle	6'-8"	(Jamie Brown, Erik Pears, Tyler Polumbus)
Lightest Tackle	216	(Albert Day)
Heaviest Tackle	338	(George Foster)
Shortest Quarterback	5'-11"	(Marlin Briscoe)
Tallest Quarterback	6'-5"	(5 players)
		(Tom Brandstater, Dean May, Hugh Millen, Steve Tensi, Dick Wood)
Lightest Quarterback	178	(Marlin Briscoe)
Heaviest Quarterback	248	(Darrell Hackney)
Shortest Running Back/Fullback	5'-7"	(KaRon Coleman, Quentin Griffin)
Tallest Running Back/Fullback	6'-3"	(12 players)
		(most recent: Rod Bernstine, Anthony Lynn, Steve Sewell)
Lightest Running Back/Fullback	177	(Glyn Milburn)
Heaviest Running Back/Fullback	251	(Cookie Gilchrist)
Shortest Wide Receiver	5'-8"	(Jeff Campbell, Travis McGriff)
Tallest Wide Receiver	6'-5"	(Don Carothers, Ed McCaffrey)
Lightest Wide Receiver	165	(Sam Graddy)
Heaviest Wide Receiver	230	(Brandon Marshall, Billy Miller)
Shortest Tight End	6'-1"	(Byron Chamberlain, Hewritt Dixon, Russell Payne)
Tallest Tight End	6'-6"	(Pat Kelly, Keli McGregor, Chad Mustard)
Lightest Tight End	210	(Jim Whalen)
Heaviest Tight End	277	(Chad Mustard)
Shortest Defensive Lineman	5'-11"	(Elvis Dumervil)
Tallest Defensive Lineman	6'-7"	(5 players)
		(Paul Carrington, Stan Fanning, Jumpy Geathers, John Hoffman, Jarvis Moss)
Lightest Defensive Lineman	240	(Leroy Moore)
Heaviest Defensive Lineman	350	(Sam Adams, Alphonso Taylor)
Shortest Linebacker	5'-11"	(Elvis Dumervil, Tom Jackson, Joe Mays, Jamie Winborn)
Tallest Linebacker	6'-7"	(Jarvis Moss)
Lightest Linebacker	190	(Tommy Luke)
Heaviest Linebacker	274	(Robert Ayers)
Shortest Defensive Back	5'-7"	(Chris Hale, Calvin Jones)
Tallest Defensive Back	6'-4"	(John Pitts, Lenny Walls)
Lightest Defensive Back	164	(Chris Hale)
Heaviest Defensive Back	220	(John Lynch)
Shortest Kicker/Punter	5'-9"	(P Bucky Dilts, K Bobby Howfield)
Tallest Kicker/Punter	6'-4"	(4 players)
		(P Mitch Berger, K Steven Hauschka, K Joe Nedney, P Luke Prestridge)
Lightest Kicker/Punter	175	(P Jack Weil)
Heaviest Kicker/Punter	240	(K Bob Humphreys)

Broncos All-Time Numerical Roster

All-Time Numerical Roster Notes

- Every jersey number has been worn at least once in franchise history.

Retired Jersey Numbers:

#7 John Elway	QB	1983-98
#18 Frank Tripucka	QB	1960-63
#44 Floyd Little	RB	1967-75

Jersey Numbers Worn By Only One Player:

#0 John Olszewski	FB	1962
#9 David Treadwell	K	1989-92
#18 Frank Tripucka	QB	1960-63

Players Who Have Worn Three Jersey Numbers:

Sam Brunelli	G	64, 68, 72
Keith Burns	LB	51, 55, 56
Nate Jackson	TE	14, 81, 89

Players For Whom Jersey Numbers Are Not Available:

Hugh Smith	E	1962
Harold Williams	HB	1961

0

John Olszewski	FB	1962

1

Brett Kern	P	2008-09
Jason Elam	K	1993-2007
Daren Parker	P	1992
Chris Norman	P	1984-85

2

Chris Simms	QB	2009
Sam Paulescu	P	2007
Steve Lindsey	K	2000
Will Furrer	QB	1994
Mike Horan	P	1986-92
Joe DiVito	QB	1968
Bob Humphreys	K	1967-68
Cookie Gilchrist	FB	1965

3

Steven Hauschka	K	2010
Tom Brandstater	QB	2009
Paul Ernster	P/K	2005-07
Scott Bentley	K	1997, 2000
Rich Karlis	K	1982-88
Bobby Howfield	K	1968-70
Billy Joe	FB	1963-64

4

Britton Colquitt	P	2009-10
Darrell Hackney	QB	2007-08
Micah Knorr	P/K	2002-04
Ruben Rodriguez	P	1992
Chris Norman	P	1986
Robert Thompson	WR	1987
Rick Duncan	K	1967

5

Matt Prater	K	2007-10
Brad Daluiso	K	1992

6

Jay Cutler	QB	2006-08
Jason Baker	P/K	2004
Joe Nedney	K	2000
Bubby Brister	QB	1997-99
Ralph Giacommaro	P	1987

7 (RETIRED)

John Elway	QB	1983-98
Craig Morton	QB	1977-82
Mickey Slaughter	QB	1963-66

8

Kyle Orton	QB	2009-10
Matt Mauck	QB	2004
Todd Husak	QB	2001
Jeff Lewis	QB	1996-97
Tommy Maddox	QB	1992-93
Gary Kubiak	QB	1983-91

9

Brady Quinn	QB	2010
David Treadwell	K	1989-92

10

Jabar Gaffney	WR	2009-10
Clifford Russell	WR	2008
Todd Sauerbrun	P	2005-07
Triandos Luke	WR	2004
Bucky Dilts	P	1977-78
Mark Herrmann	QB	1981-82
Steve Ramsey	QB	1971-76
Jim Leclair	QB	1967-68
John McCormick	QB	1963, '65-66

11

Kenny McKinley	WR	2009-10
Patrick Ramsey	QB	2007-08
Quincy Morgan	WR	2006
Bradlee Van Pelt	QB	2005
Steve Beuerlein	QB	2001-03
Jeff Brohm	QB	1999
T.J. Rubley	QB	1996
Luke Prestridge	P	1979-83
Bobby Anderson	HB	1970-73
Tobin Rote	QB	1966
John McCormick	QB	1968

12

Matthew Willis	WR	2009-10
Domenik Hixon	WR	2006-07
Charlie Adams	WR	2003
Gus Frerotte	QB	2000-01
Chris Miller	QB	1999
Shawn Moore	QB	1992-93
Ken Karcher	QB	1987-88
Craig Penrose	QB	1976-79
Charley Johnson	QB	1972-75
Al Pastrana	QB	1969-70
Gary Kroner	K	1965-67

13

Keary Colbert	WR	2008
David Terrell	WR	2005
Danny Kanell	QB	2003-04
Jack Weil	P	1986
Don Horn	QB	1971-72
Steve Tensi	QB	1967-70

14

Brandon Stokley	WR	2007-09
Todd Devoe	WR	2005-06
Nate Jackson	WR	2003-04
Brian Griese	QB	1998-2002
Bill Musgrave	QB	1995-96
Dean May	QB	1987
Scott Stankavage	QB	1984, '86
Norris Weese	QB	1976-79
John Hufnagel	QB	1974
Pete Liske	QB	1969-70
Mickey Slaughter	QB	1963-66
Don Smith	G	1967
George Hunter Enis	QB	1962
Skip Doyle	HB	1960

15

Tim Tebow	QB	2010
Brandon Marshall	WR	2006-09
Mike Clendenen	K	1987
Jim Turner	K	1971-79
Marlin Briscoe	QB	1968
Max Choboian	QB	1966
Jacky Lee	QB	1964-65
Philip Nugent	HB	1961

16

Chad Jackson	WR	2008
Jake Plummer	QB	2003-06
Tom Rouen	P	1993-2002

Monte McGuire	QB	1987
Jeff Knapple	QB	1980
John Hufnagel	QB	1975
Mike Ernst	QB	1972
Dick Wood	QB	1962
George Herring	QB	1960-61

17

Britt Davis	WR	2010
Mitch Berger	P	2009
Glenn Martinez	WR	2007-08
Darius Watts	WR	2004-05
Jarious Jackson	QB	2000-03
Hugh Millen	QB	1994-95
Steve DeBerg	QB	1981-83
Matt Robinson	QB	1980
Larry Steele	P	1974
Scotty Glacken	QB	1966-67
George Shaw	QB	1962

18 (RETIRED)

Frank Tripucka	QB	1960-63

19

Eddie Royal	WR	2008-10
Taylor Jacobs	WR	2007
Brian Clark	WR	2006
Fred Steinfort	K	1979-81
Don Breaux	QB	1963

20

Brian Dawkins	S	2009-10
Marlon McCree	S	2008
Travis Henry	RB	2007
Mike Bell	RB	2006
Garrison Hearst	RB	2004
Roosevelt Williams	CB	2003
Delvin Hughley	CB	2001
Tory James	CB	1996, '98-99
Greg Lewis	RB	1992
Daryll Jones	DB	1987
Kevin Clark	DB	1990-91
Louis Wright	CB	1975-86
Charles Greer	DB	1968-74
Billy Ray Fletcher	E	1966
Willie West	DB	1964
Tommy Minter	HB	1962
Daniel E. Smith	HB	1961
Jerry Traynham	HB	1961
Henry Bell	HB	1960

21

André Goodman	CB	2009-10
Tatum Bell	RB	2008
Hamza Abdullah	S	2005-08
Quentin Griffin	RB	2005
Scott Turner	CB	2003
KaRon Coleman	RB	2001-02
Chris Watson	CB	1999
Darrien Gordon	CB	1998
Randy Hilliard	CB	1994-97
Le-Lo Lang	CB	1990-93
Earl Johnson	DB	1987
Myron Dupree	CB	1983
Randy Poltl	DB	1975-77
Randy Montgomery	CB	1971-73
Bobby Burnett	RB	1969
Tommy Luke	LB	1968
Jesse Stokes	DB	1968
Goldie Sellers	DB	1966-67
Gerry Bussell	DB	1965
Eugene Mingo	HB	1960-64

22

Syd'Quan Thompson	CB	2010
Peyton Hillis	FB	2008-09
Domonique Foxworth	CB	2005-07
Quentin Griffin	RB	2003-04
Olandis Gary	RB	1999-2002
Vaughn Hebron	RB	1996-98
Glyn Milburn	RB	1993-95
Alton Montgomery	S	1990-93
Tony Lilly	S	1984-87
Aaron Kyle	DB	1980-82
Steve Haggerty	DB	1975
Fran Lynch	HB	1967-76
Bobby Ply	DB	1967
Gerry Bussell	DB	1965
Elihu (Buddy) Allen	HB	1961
David Ames	HB	1961
Bob Stransky	HB	1960

23

Renaldo Hill	S	2009-10
Andre Hall	RB	2007-08
Marques Anderson	S	2005
Willie Middlebrooks	CB	2001-04
Jason Moore	S	1999
Darrien Gordon	CB	1997
Ronnie Bradford	CB	1993-95
Sammy Winder	RB	1982-90
Chris Pane	DB	1976-79
Billy Hardee	CB	1976
Alfred Haywood	RB	1975
George Hoey	DB	1975
Maurice Tyler	S	1973-74
Steve Preece	S	1972
Dickie Post	RB	1971
Drake Garrett	DB	1968-70
Gene Sykes	DB	1967
Goose Gonsoulin	DB	1960-66

24

Champ Bailey	CB	2004-10
Deltha O'Neal	CB	2000-03
Randy Fuller	CB	1994
Wymon Henderson	CB	1989-91
Tony Boddie	RB	1986-87
Rick Parros	RB	1981-84
Otis Armstrong	RB	1973-80
Butch Byrd	DB	1971
Booker Edgerson	CB	1970
Phil Brady	S	1969
Hal Lewis	DB	1968
Willie Brown	DB	1963-66
Donald Allen	FB	1960

25

Tony Carter	CB	2009
Anthony Alridge	RB	2008
Nick Ferguson	S	2003-07
Denard Walker	CB	2002
Eric Davis	CB	2001
Darrius Johnson	CB	1996-99
Charles Swann	DB	1994
Kip Corrington	S	1989-90
Roger Jackson	DB	1987
Daniel Hunter	CB	1985-86
Haven Moses	WR	1972-81
Ted Alflen	RB	1969
Errol Prisby	DB	1967

26

Laurence Maroney	RB	2010
Ty Law	CB	2009
Jack Williams	CB	2008-09
Paul Smith	RB	2007
Tatum Bell	RB	2004-06
Clinton Portis	RB	2002-03
Eric Brown	S	1998-2001
Tim McKyer	CB	1997
Eric Thomas	CB	1995
Ben Smith	CB	1994
Chris Hale	DB	1993
Bobby Humphrey	RB	1989-91
Lyle Pickens	DB	1987
Chris Brewer	RB	1984
J.T. Thomas	DB	1982
Larry Riley	DB	1977
Calvin Jones	CB	1973-76
George Saimes	S	1970-72
Darrell Lester	FB	1965-66
Tommy Janik	DB	1963-64
Frank Quayle	RB	1969
Don Coffey	E	1963

27

Knowshon Moreno	RB	2009-10
Darrent Williams	CB	2005-06
Denard Walker	CB	2001

Broncos All-Time Numerical Roster, cont.

Terrell Buckley	CB	2000
Steve Atwater	S	1989-98
Kevin Clark	DB	1987-88
Maurice Harvey	DB	1978, '80
Tom Oberg	S	1968-69
Charlie Mitchell	HB	1963-67

28

Correll Buckhalter	RB	2009-10
Michael Pittman	RB	2008
Jeff Shoate	CB	2007
Kenoy Kennedy	S	2000-04
Tito Paul	CB	1998
Clifford Hicks	CB	1995
Butler By'not'e	RB	1994
Gaston Green	RB	1991-92
Elliot Smith	CB	1990
Jeremiah Castille	CB	1987-88
Scott Caldwell	RB	1987
Roger Jackson	DB	1982-85
Cornell Gordon	CB	1970-72
Jack Lentz	S	1967-68
Abner Haynes	HB	1965-66
Billy Atkins	DB	1964
Bobby Gaiters	HB	1963

29

Chevis Jackson	CB	2010
Andre Brown	RB	2010
Damien Nash	RB	2006
Howard Griffith	FB	1997-2001
Aaron Craver	RB	1995-96
Charles Dimry	CB	1991-93
Darren Carrington	DB	1989
Warren Marshall	RB	1987
Wilbur Myers	S	1983
Bernard Jackson	DB	1977-80
Bill West	CB	1972
Wandy Williams	RB	1969-70
Wendell Hayes	HB	1965

30

David Bruton	S	2009
Cory Boyd	RB	2008
Mike Bell	RB	2007
Terrell Davis	RB	1995-2002
Steve Sewell	RB	1985-92
Jim Jensen	RB	1977, '79-80
Oliver Ross	RB	1973-75
Cookie Gilchrist	RB	1967
Hewritt Dixon	FB	1963-65
Clarence Walker	HB	1963

31

Darcel McBath	S	2009-10
P.J. Pope	RB	2008
Marviel Underwood	S	2007
Quentin Harris	S	2006
Kelly Herndon	CB	2002-04
Darryl Pounds	CB	2000
Derek Loville	RB	1997-99
Rondell Jones	S	1993-96
Victor Jones	RB	1992
Kerry Porter	RB	1990
Mike Harden	CB	1980-88
Zachary Dixon	RB	1979
Mike Franckowiak	RB	1975-76
Bo Hickey	FB	1967

32

Perrish Cox	CB	2010
LaMont Jordan	RB	2009
Dré Bly	CB	2007-08
Chris Young	S	2003-05
Billy Jenkins	S	2000-01
Tony Veland	S	1997
Sammie Smith	RB	1992
Melvin Bratton	RB	1989-90
Calvin Thomas	RB	1988
Joe Dudek	RB	1987
Leonard Jones	DB	1987
Tony Reed	RB	1981
Jon Keyworth	RB	1974-80
Dick Davis	RB	1970
Garrett Ford	FB	1968
Mike Kellogg	FB	1966-67

33

Nate Jones	CB	2010
Alphonso Smith	CB	2009
Marquand Manuel	S	2008
Ron Dayne	RB	2005
Jimmy Spencer	CB	2000-03
John Avery	RB	1999
Dedrick Dodge	S	1997
Rod Bernstine	RB	1993-95
Robert Perryman	FB	1991-92
Tony Dorsett	RB	1988-89
Gene Lang	RB	1984-87
Lawrence McCutcheon	RB	1980
Lonnie Perrin	RB	1976
Jim Kiick	RB	1976-77
Joe Dawkins	RB	1971-73
Willis Crenshaw	FB	1970
Hub Lindsey	QB	1968
Wendell Hayes	HB	1966-67
Justin Rowland	HB	1962
Fred Bukaty	FB	1961
Pete Mangum	LB	1960

34

Kyle McCarthy	S	2010
Joshua Bell	CB	2008
Cedric Cobbs	RB	2006
Reuben Droughns	RB	2002-04
Raymond Harris	RB	2000
Tyrone Braxton	DB	1987-93, '95-99
Nathan Poole	RB	1982-83, '85, '87
Gus Hollomon	DB	1968-69
Don Stone	FB	1961-64
Hardy Brown	LB	1960

35

Lance Ball	RB	2010
Selvin Young	RB	2007-08
Lenny Walls	CB	2002-05
Jason Suttle	CB	1999-2000
John Granby	DB	1992
Blake Ezor	RB	1990
Ken Bell	RB	1986-89
Larry Canada	FB	1978-79, '81
Lonnie Perrin	RB	1977-78
Clem Turner	RB	1970-72
Henry Jones	RB	1969
Jim Wright	HB	1964
Richard Dickinson	FB	1962-63
Jim Sears	HB	1961
Dave Rolle	FB	1960

36

Josh Barrett	S	2008-09
Frank Robinson	CB	1992-93
Mark Haynes	CB	1986-89
Billy Thompson	DB	1969-81
Jim Stinnette	FB	1961-62
Red Brodnax	FB	1960

37

Alex Haynes	RB	2008
Calvin Lowry	S	2008
Cecil Sapp	RB	2003-07
Tyrone Poole	CB	2002
Tony Carter	FB	2001
Anthony Lynn	RB	1993, '97-99
Tim Hauck	S	1995-96
Kevin Guidry	CB	1988
Steve Fitzhugh	DB	1987
Steve Trimble	DB	1981-83
Bob Wade	CB	1970

38

Andrew Pinnock	FB	2008
Steve Cargile	S	2006-07

Mike Anderson	RB	2000-05
Reggie Rivers	RB	1991-96
Bruce Plummer	DB	1987-88, '90
Ben Norman	RB	1980

39

Vernon Fox	S	2008-09
Kyle Johnson	FB	2002-07
Ray Crockett	CB	1994-2000
Robert Delpino	RB	1993
Darryl Russell	DB	1987
Tom Smiley	RB	1969
Jesse Myles	RB	1983-84
Roland Solomon	CB	1981

40

Curome Cox	S	2005-07
Jeff Shoate	CB	2004
Dale Carter	CB	1999
Darryl Hall	S	1993-94
Jeff Alexander	RB	1989, '92
Martin Rudolph	DB	1987
Charlie West	DB	1978-79
Randy Rich	DB	1977
Jack Gehrke	WR	1971
Grady Cavness	CB	1969
Ron Lamb	FB	1968
Brendan McCarthy	FB	1968-69
Paul Carmichael	HB	1965
Jay Dale Evans	HB	1961
Albert Carmichael	HB	1960-61
Ted Wegert	FB	1960

41

Cassius Vaughn	CB	2010
Karl Paymah	CB	2005-08
Johnathan Reese	RB	2004
Deon Strother	RB	1994
Greg Lewis	RB	1991
Rob Lytle	RB	1977-83
Leroy Mitchell	CB	1971-73
Eric Crabtree	FL	1966-68
George Burrell	S	1969
Jerry Tarr	E	1962
Bob McNamara	HB	1960-61

42

Ryan Torain	RB	2008
Sam Brandon	S	2002-06
Detron Smith	FB	1996-2001
Leonard Russell	RB	1994
Muhammad Oliver	CB	1992
Charlie West	DB	1978
Billy Van Heusen	WR	1968-76
Lonnie Wright	DB	1966-67
Odell Barry	HB	1964-65
Al Frazier	HB	1961
Albert Romine	HB	1960

43

Herana-Daze Jones	S	2008
Roderick Rogers	S	2007-08
Izell Reese	S	2002
Derrick Clark	RB	1994
Steve Foley	DB	1976-86
Lonnie Hepburn	CB	1974
Pete Jaquess	DB	1967-70
Bob Richardson	DB	1966
Charles Marshall	HB	1962
John Nocera	CB	1963
Frank Bernardi	DB	1960

44 (RETIRED)

Floyd Little	HB	1967-75
Miller Farr	DB	1965
Bruce Starling	HB	1963

45

Roc Alexander	CB	2004-05
Gary Downs	RB	1995
Richard Shelton	CB	1989
Steve Wilson	CB	1982-88
Perry Smith	DB	1980-81
Jeff Severson	DB	1975
Bill Laskey	LB	1973-75
Tom Cassese	DB	1967
Lew Scott	DB	1966
Jim McMillin	DB	1964-65
John Sklopan	HB	1963
Goose Gonsoulin	DB	1960

46

Spencer Larsen	ILB/FB	2008-10
KaRon Coleman	RB	2000
Bobby Micho	RB	1986
Dave Preston	HB	1978-83
John Rowser	DB	1974-76
Terry Erwin	HB	1968
Jim Summers	DB	1967
John Griffin	HB	1964-66
Norman Bass	DB	1964
Bob Zeman	DB	1962-63
Hardy Brown	LB	1960

47

John Lynch	S	2004-07
Ryan McNeil	CB	2003
Darius Clark	S	2000-01
David Poole	DB	1993
Gerald Willhite	RB	1982-88
George Atkinson	DB	1979
Tony Harris	WR	1972
Paul Martha	S	1970
James Smith	S	1969
John McGeever	DB	1962-65

48

Mike Leach	TE/LS	2002
George Coghill	S	1998-2001
Lionel Washington	CB	1995-96
Randy Robbins	DB	1984-91
Earlie Thomas	DB	1975
John Pitts	S	1973-75
Dale Hackbart	S	1973
Herman Lewis	DE	1968
Alex Moore	RB	1968
Nemiah Wilson	DB	1965-67

49

Matt Dominguez	TE	2001
Dennis Smith	S	1981-94
Alvin Mitchell	S/WR	1970
Neal Sweeney	FL	1967
Glenn Glass	DB	1966

50

J.D. Walton	C	2010
Ben Hamilton	G/C	2001-09
Artie Ulmer	LB	1999
Jon Hesse	LB	1997
Ray Jacobs	LB	1994-95
John Sullins	LB	1992
Jim Ryan	LB	1979-88
Bobby Maples	C	1972-78
Olen Underwood	LB	1971
Carl Cunningham	LB	1967-70
Jerry Hopkins	LB	1963-66
Pat Lamberti Jr.	E	1961
Fred Broussard	C	1960

51

Joe Mays	LB	2010
Jamie Winborn	LB	2007-08
Keith Burns	LB	2005-06
John Mobley	LB	1996-2003
Mike Croel	LB	1991-94
Marc Munford	LB	1987-90
Bob Swenson	LB	1975-79, '81-83
Mike Simone	LB	1972-74
Bill Butler	LB	1970
Tim Casey	LB	1969
Gordon Lambert	LB	1969
Dave Tobey	LB	1968
Henry Sorrell	LB	1967
Eugene Jeter	LB	1965-67
Jim Fraser	LB	1964
Leon Simmons	LB	1963
Lee (Mike) Nichols	C	1960-61

52

Jason Hunter	LB/DE	2010
Louis Green	LB	2008

Broncos All-Time Numerical Roster, cont.

Ian Gold	LB	2000-03, '05-07
D.J. Williams	LB	2004
David Bowens	LB	1999
Dave Garnett	LB	1995
Richard Harvey	LB	1994
Jeff Mills	LB	1990-93
Ken Woodard	LB	1982-86
Dan MacDonald	LB	1987
Greg Bracelin	LB	1980
Mike Montler	C	1977
Randy Gradishar	LB	1974-75
Ray Kubala	C	1964-67
Frank Jackunas	C	1963
James Barton	C	1961-62
Frank Kuchta	C	1960

53

Diyral Briggs	LB	2010
Niko Koutouvides	LB	2008
Louis Green	LB	2004-07
Johnny Rutledge	LB	2003
Bill Romanowski	LB	1996-2001
Danté Jones	LB	1995
Anthony Thompson	LB	1990
Randy Gradishar	LB	1976-83
Ken Criter	LB	1971-74
Roger LeClerc	C	1967
Don Gulseth	LB	1966
Tom Erlandson	LB	1962-65
Bob Hudson	LB	1960-61

54

Lee Robinson	LB	2010
Andra Davis	ILB	2009
D.D. Lewis	LB	2007
Patrick Chukwurah	LB	2003, '05-06
Lee Woodall	LB	2001
Nate Wayne	LB	1998-99
Britt Hager	LB	1995-96
Mitch Donahue	LB	1993-94
Keith Traylor	LB	1991-92
Keith Bishop	C	1980, '82-89
Richard Baska	LB	1976-77
Mike Lemon	LB	1975
Ralph Cindrich	LB	1974
Chip Myrtle	LB	1967-72
Ron Sbranti	LB	1966
Ed Cummings	LB	1965
Larry Jordan	LB	1964
Ed (Wahoo) McDaniel	LB	1961-63

55

D.J. Williams	LB	2005-10
Patrick Chukwurah	LB	2004
Keith Burns	LB	2000-03
Ken Brown	LB	1995
Glenell Sanders	LB	1994
John Kacherski	LB	1992
Rick Dennison	LB	1982-90
Bryant Winn	LB	1987
Art Smith	LB	1980
Ken Brown	C	1979
Godwin Turk	LB	1976-78
Pete Duranko	DE	1967-70, '72-74
Archie Matsos	LB	1966
Mary Matuszak	LB	1964
Jim Fraser	LB	1962-63

56

Robert Ayers	LB/DE	2009-10
Al Wilson	LB	1999-2006
Keith Burns	LB	1994-98
Michael Brooks	LB	1987-92
Mike Knox	LB	1987
Aaron Smith	LB	1984
Larry Evans	LB	1976-82
Ray May	LB	1973-75
Don Parish	LB	1972
Dave Washington	LB	1971
Jay Bachman	C	1969-70
Walter Highsmith	C	1968
Dave Behrman	C	1967
John Bramlett	LB	1965-66
Jim Price	LB	1964

57

Mario Haggan	LB	2008-10
Jordan Beck	LB	2007
Jashon Sykes	LB	2003-04
Allen Aldridge	LB	1994-97
Dave Wyman	LB	1993
Mark Murray	LB	1991
Ty Allert	LB	1990
Mike Ruether	C	1988-89
Matt Smith	LB	1987
Tom Jackson	LB	1973-86
Bob Geddes	LB	1972
Fred Forsberg	LB	1968, '70-73
John Huard	LB	1967-69

58

Kevin Alexander	LB	2010
Nate Webster	LB	2006-08
Terry Pierce	LB	2003-04
Steve Russ	LB	1997, '99-2000
Elijah Alexander	LB	1992-95
Scott Curtis	LB	1989-90
Tim Lucas	LB	1987
Steve Busick	LB	1981-85
Rob Nairne	LB	1977-80
Phil Olsen	C	1975-76
Tom Graham	LB	1973-74
Bill McKoy	LB	1970-72
Frank Richter	LB	1967-69
Jack Work	LB	1960

59

Wesley Woodyard	ILB	2008-10
Taylor Whitley	G	2005
Donnie Spragan	LB	2002-04
Glenn Cadrez	LB	1995-2000
Brett Wallerstedt	LB	1994
Tim Lucas	LB	1987-93
Kirk Dodge	LB	1987
Darren Comeaux	LB	1982-86
Mark Merrill	LB	1981-82
Joe Rizzo	LB	1974-80
Larry Kaminski	C	1966-73

60

John Engelberger	DE	2005-08
K.C. Jones	C	1998-2000
Joe Burch	C	1994
Nick Subis	G	1991
Gerald Perry	G	1988-90
Paul Howard	G	1973-75, '77-86
Bob Young	G	1966-70
Ernie Park	G	1966
Charlie Parker	G	1965
Ken Adamson	G	1960-62

61

Gerard Warren	DT	2005-06
Ellis Johnson	DT	2004
Eric Floyd	G	1995
Bob Meeks	G	1992-94
Andre Townsend	DE	1984-90
Arland Thompson	G	1980
Tom Lyons	G	1971-76
Bob Vaughan	G	1968
Bill Keating	DT	1966-67
Charles Gavin	DE	1960-63

62

Casey Wiegmann	C	2008-09
Chris Myers	C/G	2005-07
Dan Neil	C/G	1997-2004
Jeff Davidson	G	1990-92
Mike Freeman	G	1984, '86-87
Tom Glassic	G	1976-83
Brian Goodman	G	1975
Jerry Inman	DT	1966-71
Ernie Barnes	G	1963-64

Jerry Stalcup	LB	1961-62
Jim Eifrid	LB	1961
Vaughn (Buddy) Alliston	LB	1960
Jack Davis	T	1960

63

Jeff Byers	OL	2010
Dewayne Robertson	DT	2008
Amon Gordon	DT	2007
Tim Stuber	G	2004
David Diaz-Infante	G/C	1996-98, 2001
Richard Mercier	G	2000
Sean Farrell	G	1990-91
Mark Cooper	G	1983-87
Laval Short	DT	1980
John Grant	DE	1973-79
Dave Costa	DT	1967-71
Melwood Guy	G	1961-62
Dave Strickland	G	1960

64

Stanley Daniels	G	2010
Erik Pears	T	2006-08
Lennie Friedman	G	2000-02
Ralph Tamm	G/C	1995-96
Jon Melander	G/T	1993-94
Scott Beavers	G	1990
Billy Bryan	C	1977-88
Harvey Goodman	G	1976
Mike Schnitker	G	1969-74
George Gaiser	T	1968
Sam Brunelli	G	1967
John Hohman	G	1965-66
Bud McFadin	DT	1960-63

65

Cooper Carlisle	T	2000-06
Gary Zimmerman	T	1993-97
Monte Smith	G	1989
Walt Bowyer	DE	1983-84, '87-88
Glenn Hyde	G	1976-81
LeFrancis Arnold	G/C	1974
Lloyd Voss	T	1972
Jay Bachman	C	1968, '70-71
Walter Highsmith	C	1969
George Tarasovic	DE	1967
Don Shackelford	G	1964
John Denvir	G	1962
Joe Young	E	1960-61

66

Lonie Paxton	LS	2009-10
Tom Nalen	C	1994-2008
Chuck Johnson	T	1992-93
Jim Juriga	T	1988-90
Carlos Scott	C	1987
Scott Garnett	NT	1984
Brison Manor	DE	1977-83
Jim O'Malley	LB	1973-75
Bill Cottrell	G	1972
Larry Cox	DT	1966-67
John Cash	E	1961-62

67

D'Anthony Batiste	T	2010
Kory Lichtensteiger	C	2008
Mark Campbell	DT	1996
Ken Lanier	T	1994
Doug Widell	G	1989-92
John Ayers	G	1987
Dean Miraldi	T	1985
Glenn Hyde	G	1984-85
Keith Uecker	T	1982-83
Steve Schindler	G	1977-78
Carl Schaukowitch	G	1975
George Goeddeke	G	1967-72
Robert McCullough	G	1962-65
Jack Simpson	LB	1961
John Hatley	T	1960

68

Zane Beadles	OL	2010
Steven Harris	DT	2007
Mario Fatafehi	DT	2003-04
Reggie McElroy	T	1995-96
Russell Freeman	T	1992-94
Crawford Ker	G	1991
Brad Henke	DE	1989
Larry Lee	C	1987
Rubin Carter	DT	1975-86
Larron Jackson	G	1971-74
Steve Alexakos	G	1970
Sam Brunelli	G	1966
Tom Nomina	T	1963-65
Bill Roehnelt	LB	1961-62
Gary Crane	LB	1969
Ron McLean	DL	1967

69

Eric Olsen	OL	2010
P.J. Alexander	T	2003-05, '07
Michael Moore	G	2001-02
Mark Schlereth	G	1995-2000
Darrell Hamilton	T	1989-91
David Jones	OL	1987
Tony Colorito	NT	1986
Brison Manor	DE	1984

70

Seth Olsen	G	2009
Montrae Holland	G	2007
Tyson Clabo	G	2004
Trey Teague	T	1998-2001
Jamie Brown	T	1995-97
Brian Sochia	NT/DE	1991-92
Dave Studdard	T	1979-88
Paul Smith	DT	1968-78
Charlie Janerette	DT	1964-65
Donald King	E	1960

71

Russ Hochstein	OL	2009-10
Chad Mustard	TE/T	2007
Blake Brockermeyer	T	2002-03
Melvin Tuten	T	1999-2000
Greg Kragen	NT	1985-93
Jack Peavey	OL	1987
Claudie Minor	T	1974-82
Wallace Dickey	T	1968-69
Jim Perkins	T	1962-64
Art Hauser	T	1961
Willie Smith	G	1960

72

Herb Taylor	T	2009
Pat Murray	G	2008
Isaac Snell	G	2007
George Foster	T	2003-06
Brandon Winey	T	2001
Ernest Jones	DE	1996-97
Keith Kartz	C	1987-94
Marsharne Graves	T	1984
Don Latimer	DT	1978-83
Wayne Hammond	DT	1976
Bob Kampa	DT	1974
Sam Brunelli	G	1968-71
Richard Tyson	G	1967
Jerry Sturm	C	1961-66
Harold Smith	T	1960

73

Chris Kuper	G	2006-10
Cyron Brown	DE	1998-99
Scott Adams	T	1997
Simon Fletcher	LB	1985-95
Kevin Belcher	T	1987
Shawn Hollingsworth	T	1983
Kelvin Clark	T	1979-81
Henry Allison	T	1977
Martin Imhof	DE	1976
Stan Rogers	T	1975
Mike Askea	T	1973
Walter Barnes	DE	1969-71
Pat Matson	G	1966-67
Isaac Lassiter	E	1962-64
Robert Konovsky	E	1961
Gordon Holz	DT	1960

74

Ryan Harris	T	2007-10

Broncos All-Time Numerical Roster, cont.

Cornell Green	T	2004-05
Ephraim Salaam	T	2002-03
Evan Pilgrim	OL	1999
Harry Swayne	T	1997-98
Bill Schultz	T	1995
Harvey Salem	T	1991
Bill Lobenstein	DL	1987
Dan Remsberg	T	1986-87
Winford Hood	G	1984-85
Jerry Baker	T	1983
Andy Maurer	T	1977
Scott Parrish	OT	1976
Mike Current	T	1967-75
Lee Bernet	T	1965-66
Frank Atkinson	DE	1964
Gordon Holz	DT	1960-63

75

Chris Clark	T	2010
Chris Baker	DL	2009
Adam Meadows	T	2006
Monsanto Pope	DT	2002-05
Brian Habib	T	1993-97
Rulon Jones	DE	1980-88
Kit Lathrop	DE	1979
Bill Bain	T	1976, '78
Ed Smith	DE	1973-75
Rick Sharp	T	1972
Roger Shoals	T	1971
Rex Mirich	DE	1967-69
Eldon Danenhauer	T	1960-65

76

Jamal Williams	NT	2010
Tyler Polumbus	T	2008-09
Kenard Lang	DE	2006
Broderick Thompson	T	1995-96
Kirk Scrafford	T	1993-94
Ken Lanier	T	1981-92
Tom Neville	T	1978
Randy Moore	DT	1976
Tom Drougas	T	1974
Steve Coleman	DE	1974
Tom Domres	DT	1971-72
Gordon Lambert	LB	1968
Bob Breitenstein	T	1965-67
Harold Olson	T	1963-64
Leo T. Reed	T	1961
Jack Mattox	T	1961
William Yelverton	E	1960
William Danenhauer	E	1960

77

Brandon Gorin	T	2009
Dylan Gandy	G	2008
Larry Birdine	DE	2007
Dwayne Carswell	G	2005
Tony Jones	T	1997-2000
Karl Mecklenburg	LB	1983-94
Greg Boyd	DE	1980-82
Lyle Alzado	DE	1971-78
Alden Roche	DE	1970
Larry Cox	DT	1968
Jim Thompson	DT	1965
Dick Guesman	T/K	1964
Anton Peters	T	1963
Jack Mattox	T	1962
Carl James Larpenter	G	1960-61

78

Ryan Clady	T	2008-10
Matt Lepsis	T	1998-2007
Larry Jackson	DE	1995
Don Maggs	T	1993-94
Archie Harris	OL	1987
Winford Hood	G	1986-88
Rich Stachowski	DE	1983
Brian Clark	T	1982
Bruce Radford	DE	1979
Marv Montgomery	T	1971-76
Ken Criter	LB	1969-70
Jim White	DE	1976
Tom Cichowski	T	1968-69
Marvin Davis	DT	1966
Leroy Moore	DE	1964-65

79

Marcus Thomas	DL	2007-10
Steve Herndon	G	2001-03
Chris Banks	G	1998-99
Jumpy Geathers	DT	1996
Dave Widell	G	1990-94
Stefan Humphries	G	1987-88
Steve Bryan	LB/DE	1987
Barney Chavous	DE	1973-85
Carter Campbell	DE	1971
John Gonzaga	G	1966

80

Rod Smith	WR	1995-2007
Tony Kimbrough	WR	1993-94
Mark Jackson	WR	1986-92
Shane Swanson	WR	1987
Ray Alexander	WR	1984
Rick Upchurch	WR	1975-83
Jerry Simmons	WR	1971-74
Tom Buckman	TE	1969
Jimmy Jones	WR	1968
Dan LaRose	DE	1966
Ed Cooke	DE	1964-65
Ron Nery	E	1963
Tom Rychlec	E	1963

81

Richard Quinn	TE	2009-10
Nate Jackson	TE	2007-08
Charlie Adams	WR	2004-06
Chris Cole	WR	2003
Keith Poole	WR	2001
Scottie Montgomery	WR	2000
Andre Cooper	WR	1999-2000
Patrick Jeffers	WR	1997
Todd Kinchen	WR	1996
Mike Pritchard	WR	1994-95
Barry Rose	WR	1993
Kitrick Taylor	WR	1993
Shannon Sharpe	WR	1990-91
Steve Watson	WR	1979-87
Bob Adams	TE	1975
Billy Masters	TE	1970-74
Dave Washington	TE	1968
Max Leetzow	DE	1965-66
Bill Jessup	E	1960

82

Dan Gronkowski	TE	2010
Darrell Jackson	WR	2008
Stephen Alexander	TE	2005-07
Adrian Madise	WR	2003-04
Kevin Kasper	WR	2001-02
Billy Miller	WR/TE	1999-2000
Marcus Nash	WR	1998-99
David Gamble	WR	1997
Patrick Jeffers	WR	1996
Vance Johnson	WR	1985-93, '95
Tony Kimbrough	WR	1993
Laron Brown	WR	1987
Zach Thomas	WR	1983-84
Orlando McDaniel	WR	1982
Larry Brunson	WR	1980
Jack Dolbin	WR	1975-79
Otto Stowe	WR	1974
Dwight Harrison	WR	1971-72
Dave Pivec	TE	1969
Robert Scarpitto	WR/P	1962-67

83

Mike Leach	TE/LS	2003-08
Scottie Montgomery	WR	2001-02
Travis McGriff	WR	1999-2001
Justin Armour	WR	1998
Willie "Flipper" Anderson	WR	1997
Anthony Miller	WR	1994-96

Melvin Bonner	WR	1993
Michael Young	WR	1989-92
Sam Graddy	WR	1987-88
Rick Massie	WR	1987
John Sawyer	TE	1983-84
Wade Manning	WR	1981-82
Jim Whalen	TE	1970-71
Dave Washington	TE	1968
Ray Jacobs	DT	1963-66
Don Joyce	E	1962
John Pyeatt	HB	1960

84

Brandon Lloyd	WR	2009-10
Javon Walker	WR	2006-07
Wesley Duke	TE	2005
Shannon Sharpe	TE	1992-99, 2002-03
Chris Cole	WR	2000-01
Ricky Nattiel	WR	1987-91
Clint Sampson	WR	1983-86
Vince Kinney	WR	1978-79
John Schultz	WR	1976-77
Gene Washington	WR	1973
Rod Sherman	WR	1972
Mike Haffner	E	1968-70
Lou Andrus	LB	1967
Jason Franci	E	1966
Jim Thibert	LB	1965
Matt Snorton	TE	1964
Jack Hill	HB	1961
Albert Day	T	1960

85

Daniel Coats	TE	2010
Chad Mustard	TE/T	2006-08
Ashley Lelie	WR	2002-05
Phil McGeoghan	WR	2001
Eddie Kennison	WR	2001
Chafie Fields	WR	2000
Robert Brooks	WR	2000
Chris Doering	WR	1999
Willie Green	WR	1997-98
Jeff Wilner	TE	1995
Derek Russell	WR	1991-94
Tim Stallworth	WR	1990
Chris Woods	WR	1989
Rick Massie	WR	1987-88
Joey Hackett	TE	1986
Mike Barber	TE	1985
Don Summers	TE	1984-85
Ron Egloff	TE	1977-83
John Mosier	TE	1971
Tom Beer	TE	1967-69
Larry Jordan	LB	1962
James Greer	E	1960

86

Edell Shepherd	WR	2008
Brian Clark	WR	2007
Patrick Hape	TE	2001-04
Byron Chamberlain	TE	1995-2000
Jeff Campbell	WR	1994
Arthur Marshall	WR	1992-93
Barry Johnson	WR	1991
Chris Verhulst	TE	1990
Pat Kelly	TE	1988
Mitch Andrews	TE	1987
Butch Johnson	WR	1984-85
Dean Barnett	TE	1983
Emery Moorehead	WR	1980
John Schultz	WR	1978
Marv Frazier	WR	1973-75
Jim Krieg	WR	1972
Jerry Hendren	WR	1970
Bobby Moten	TE	1968
Stan Fanning	DE	1964
Don Carothers	E	1960

87

Eric Decker	WR	2010
Jeb Putzier	TE	2008
David Kircus	WR	2006
Ed McCaffrey	WR	1995-2003
Cedric Tillman	WR	1992-94
Paul Green	TE	1989
Pat Kelly	TE	1989
Jason Johnson	WR	1988
Bobby Micho	RB	1986-87
James Wright	TE	1980-85
Bill Larson	TE	1980
Bob Moore	TE	1978
Boyd Brown	TE	1974-76
John Hoffman	DE	1972
Rich Jackson	DE	1967-72
Lionel Taylor	E	1960-66

88

Demaryius Thomas	WR	2010
Tony Scheffler	TE	2006-09
Jeb Putzier	TE	2002-05
Desmond Clark	TE	1999-2001
Sir Mawn Wilson	WR	1997
Mike Sherrard	WR	1996
Jerry Evans	TE	1993-95
Russell Payne	TE	1987
Clarence Kay	TE	1984-91
Riley Odoms	TE	1972-83
Al Denson	FL	1964-70
Eugene Prebola	E	1961-63
Pat Epperson	E	1960

89

Daniel Graham	TE	2007-10
Nate Jackson	TE	2005-06
Dwayne Carswell	TE	1994-2004
Reggie Johnson	TE	1991-93
Kerry Locklin	TE	1987
Orson Mobley	TE	1986-90
Keli McGregor	TE	1985
Dave Logan	WR	1984
Clay Brown	TE	1983
Gordon Bowdell	WR	1971
John Embree	WR	1969-70
Andre White	TE	1967
Max Wettstein	E	1966
Gary Henson	E	1964
Bill Groman	HB	1963
Kenneth Carpenter	E	1960

90

David Veikune	LB/DE	2010
Kenny Peterson	DL	2006; '08-09
Paul Carrington	DE	2007
Darius Holland	DT	2003-04
Jerry Johnson	DT	2000-01
Neil Smith	DE	1997-99
Dan Williams	DE	1993-96
Ron Holmes	DE	1989-92
Freddie Gilbert	DE	1986-88

91

Ronald Fields	DL	2009-10
Ebenezer Ekuban	DE	2005-08
Chester McGlockton	DT	2001-02
Alfred Williams	DE	1996-99
Troy Wilson	DE	1995
Willie Oshodin	DE	1992-95
Warren Powers	DE	1989-91
Jeff Tupper	DL	1987

92

Elvis Dumervil	LB/DE	2006-10
Marco Coleman	DE	2004
Bertrand Berry	DE	2001-03
Lester Archambeau	DE	2000
Dave Wyman	LB	1994-95
Ron Geater	DE	1992
Alphonso Carreker	DE	1989, '91

93

Nic Clemons	DT	2008
Antwon Burton	DT	2006-07
Trevor Pryce	DE/DT	1997-2005
James Jones	DE	1995
Ronnie Haliburton	LB	1990-92

94

Louis Leonard	DL	2010
Jarvis Moss	OLB/DE	2007-10
Luther Elliss	DT	2004
Luis Almanzar	DT	2003

Broncos All-Time Numerical Roster, cont.

Lional Dalton	DT	2002
Leon Lett	DT	2001
Keith Traylor	DT	1997-2000
Jeff Robinson	DE	1993-96
Jim Szymanski	DE	1991-92

95

Darrell Reid	OLB/DE	2009
Josh Shaw	DT	2008
Sam Adams	DT	2007
Marco Coleman	DE	2005
Anton Palepoi	DE	2004
Kavika Pittman	DE	2000-02
Paul Grasmanis	DT	1999
Marvin Washington	DE	1998
Michael Dean Perry	DT	1995-97
Alphonso Taylor	DT	1993
Jeroy Robinson	LB	1990
Steve Bryan	LB/DE	1987-88
Tim Joiner	LB	1987

96

Tim Crowder	DE	2007-08
Michael Myers	DT	2005-06
Dorsett Davis	DT	2002-04
Harald Hasselbach	DE	1994-2000
Kenny Walker	DE	1991-92
Jake McCullough	DE	1989-90

97

Justin Bannan	DL	2010
Le Kevin Smith	DL	2009
Boss Bailey	LB	2008
Kenny Peterson	DE	2007
Simeon Rice	DE	2007
Demetrin Veal	DT	2004-06
Keith Washington	DE	2001-02
Mike Lodish	DE	1995-2000
Darren Drozdov	DT	1993-94
Karl Mecklenburg*	LB	1992
Bruce Klostermann	LB	1987-89

**wore #97 for one game: at Los Angeles (11/22/92)*

98

Ryan McBean	DL	2009-10
Josh Mallard	DT	2007
Courtney Brown	DE	2005-06
Reggie Hayward	DE	2001-04
Maa Tanuvasa	DT/DE	1995-2000
Ted Washington	NT	1994
Ricky Hunley	LB	1984-87

99

Kevin Vickerson	DL	2010
Vonnie Holliday	DL	2009
Alvin McKinley	DT	2007
Raylee Johnson	DE	2004
Daryl Gardener	DT	2003
Montae Reagor	DE	1999-2002
Seth Joyner	LB	1998
David Richie	DT	1997
Shane Dronett	DT	1992-95
David Galloway	DE	1990
Shawn Knight	NT	1988
Ray Woodard	DE	1987

Broncos All-Time Practice Squad Roster

List includes players who spent time on the practice/developmental squad since its creation in 1989.

Key: *Made team's 53-man roster during a season; **Became a starter for the Broncos; †Made at least one Pro Bowl with the Broncos; ***Current players.***

A

Joe Abdullah	RB	Pacific	1997
Charlie Adams**	WR	Hofstra	2002-03
Jeremy Akers	G	Notre Dame	1999
Curtis Alexander	RB	Alabama	1998
Kevin Alexander*	LB	Clemson	2010
Luis Almanzar*	DT	Southwest Missouri St.	2003
Matthias Askew*	DT	Michigan State	2008

B

Jamie Baisley	LB	Indiana	2000
Lance Ball*	**RB**	**Maryland**	**2009-10**
Chris Banks**	G	Kansas	1997
Josh Barrett**	S	Arizona State	2008
D'Anthony Batiste*	T	Louisiana-Lafayette	2009
Steve Baylark	RB	Massachusetts	2008
Santonio Beard	RB	Alabama	2004
Scott Beavers*	OL	Georgia Tech	1990
Joshua Bell**	CB	Baylor	2008
Thump Belton	FB	Syracuse	2006
Randy Bierman	OL	Illinois	1997
Jon Blackman	T	Purdue	2000
Cory Boyd*	RB	South Carolina	2008
Michael Bozeman	DT	Mississippi	2007
Ronnie Bradford**	CB	Colorado	1993
Marquez Branson	TE	Central Arkansas	2009
Carlton Brewster	WR	Ferris State	2007
Diyral Briggs*	LB	Bowling Green	2010
Kris Briggs	RB	Southern Methodist	2004
Andre Brown*	RB	North Carolina State	2010
Cyron Brown*	DT	Western Illinois	2001
DeAuntae Brown	CB	Central State (Ohio)	2000
Greg Brown	S	Texas	2001
Jonathan Brown	DE	Tennessee	1999
Keith Brown	RB	UCLA	2000
Titus Brown	LB	Mississippi State	2010
Josh Buhl	LB	Kansas State	2005
Joe Burch*	C	Texas Southern	1994
Bryce Burnett	TE	San Jose State	1995
Antwon Burton*	DT	Temple	2006-07
Hillary Butler	LB	Washington	1997-98
Jeff Byers*	**OL**	**Southern California**	**2010**

C

Steve Cargile*	S	Columbia	2006-07
Tony Carter**	CB	Florida State	2009
Dwayne Carswell**†	TE	Liberty	1994
Byron Chamberlain*	TE	Wayne State	1995
Tyson Clabo*	G	Wake Forest	2004
Brian Clark*	WR	North Carolina State	2006
Darius Clark*	S	Duke	2000-01
Cedric Cobbs*	RB	Arkansas	2005
George Coghill**	S	Wake Forest	1997
KaRon Coleman*	RB	Stephen F. Austin	2000
Andre Cooper**	WR	Florida State	1998
Curome Cox**	S	Maryland	2004-05
Romar Crenshaw	WR	S.E. Oklahoma State	2004

D

Stanley Daniels**	**G**	**Washington**	**2010**
Britt Davis*	**WR**	**Northern Illinois**	**2010**
David Diaz-Infante**	C/G	San Jose State	1995
Matt Dominguez*	WR/TE	Sam Houston State	2001
Lionel Dotson	DL	Arizona	2010
Dominic Douglas	LB	Mississippi State	2010
Kevin Drake	WR	Alabama-Birmingham	2000
Wesley Duke*	TE	Mercer	2005

E

Nick Eason	DT	Clemson	2004
Jamal Ellis	CB	Duke	1995-96
Mitch Erickson	G	South Dakota State	2008-09
Paul Ernster*	K/P	Northern Arizona	2005
Greg Eslinger*	C	Minnesota	2007-08
Blake Ezor*	RB	Michigan State	1990

F

John Feugill	T	Maryland	2000-01
Mark Fenton	G	Colorado	2007
Dan Finn	G	Northern Arizona	1998
Mark Flythe	DE	Penn State	1992
John Paul Foschi	TE	Georgia Tech	2004
Jayson Foster	WR	Georgia Southern	2008

G

Tom Gallagher	OL	Washington	1994
David Gamble*	WR	New Hampshire	1997
George Gause	DE	South Carolina	2005
Ron Geater*	NT	Iowa	1992
Riar Geer	TE	Colorado	2010
Don Gibson	NT	USC	1991
Cory Gilliard	S	Ball State	1997
Amon Gordon**	DT	Stanford	2006
Bucky Greeley	C	Penn State	1996
Louis Green*	LB	Alcorn State	2003-04
Paul Green*	TE	USC	1989
Reggie Green	G	Florida	1996

H

Darrell Hackney*	QB	Alabama-Birmingham	2007-08
Andre Hall**	RB	South Florida	2006
Bruce Hall	RB	Mississippi	2010
Ken Hall	T	Fresno State	1994
Ricky Hall	WR	Virginia Tech	2001
Darrell Hamilton**	T	North Carolina	1989
Olaf Hampel	OL	No college	1993
Atnaf Harris	WR	Cal State Northridge	2003
Steven Harris*	DT	Florida	2007-08
Herb Haygood*	WR	Michigan State	2002
Pat Hegarty	QB	Texas-El Paso	1989
Brad Henke*	NT	Arizona	1989
Kelly Herndon**	CB	Toledo	2001
Steve Herndon**	G	Georgia	2000
Chris Howard	RB	Michigan	1998
Rob Hunt	C/G	North Dakota State	2005-06
Robert Hunt	G/T	Virginia	1999

J

Corey Jackson	DE	Nevada	2005
Larry Jackson*	DE	Texas A&M	1995
Nate Jackson**	TE/WR	Menlo College	2003
Shane Jasper	LB	UCLA	1995
Barry Johnson*	WR	Maryland	1991
D.J. Johnson	DB	Jackson State	2009
Jeremiah Johnson	**RB**	**Oregon**	**2010**
Jim Johnson	T	Michigan State	1992
Kyle Johnson**	FB	Syracuse	2003
Chris Jones	S	Clemson	1999
John Jones	G	Kansas	1996

K

John Kacherski*	LB	Ohio State	1992
Doug Karczewski	G	Virginia	1999
Braxton Kelley	**ILB**	**Kentucky**	**2009**
Kliff Kingsbury	QB	Texas Tech	2005

L

Michael Lies	T	Kansas	2001

M

Glenn Martinez**	WR	Saginaw Valley State	2007
Matt Mauck*	QB	Louisiana State	2004
Grant Mattos	WR	Southern California	2004
Viliami Maumau*	DT	Colorado	1998-99
Ryan McBean**	**DL**	**Oklahoma State**	**2008**
Ryan McCoy	LB	Houston	1994
Kyle McCarthy*	**S**	**Notre Dame**	**2010**
Paris McCurdy	LB	Ball State	1990
Marquay McDaniel	WR	Hampton	2007
Phil McGeoghan*	WR	Maine	2001
Bryant McNeal	DE	Clemson	2004
Jeff Mickel	OL	Eastern Washington	1989
Billy Miller*	WR/TE	Southern California	1999
Brandon Minor	**RB**	**Michigan**	**2010**
Brandon Miree	RB	Pittsburgh	2005
Scottie Montgomery*	WR	Duke	2000-01
Jason Moore*	S	San Diego State	1999
Shawn Moore*	QB	Virginia	1991
Rashod Moulton	CB	Fort Valley State	2008-09
Mark Murray*	LB	Florida	1991
Chris Myers**	C/G	Miami (Fla.)	2005

N

John Nalbone	TE	Monmouth	2010
Tom Nalen**†	C	Boston College	1994
Damien Nash*	RB	Missouri	2006
Doug Nienhuis	T	Oregon State	2006
Tori Noel	S	Tennessee	1998

O

Scot Osborne	TE	William & Mary	2001
Willie Oshodin**	DE	Villanova	1992

P

Brent Parkinson	OL	USC	1991
Preston Parsons	QB	Northern Arizona	2006
Erik Pears**	T	Colorado State	2005
Everette Pedescleaux	DL	Northern Iowa	2009
Nick Polk	S	Indiana	2010
P.J. Pope**	RB	Bowling Green State	2008
Carlton Powell	DL	Virginia Tech	2009
Marcus Price	T	Louisiana State	1996
Greg Primus	WR	Colorado State	1993

R

Lee Robinson*	**LB**	**Alcorn State**	**2010**
Antwaun Rogers	CB	Purdue	2005
Roderick Rogers**	S	Wisconsin	2007-08
D.J. Renteria	DT	New Mexico	2004
Chase Raynock	T	Montana	2000
Frank Rice	WR	Colorado State	2002
Eron Riley	**WR**	**Duke**	**2010**
Barry Rose*	WR	Wisc.-Stevens Point	1993
Glenn Rountree	G	Clemson	1999

S

Blaine Saipaia	C	Colorado State	2003
Ron Sancho	LB	Louisiana State	1989
Cecil Sapp**	RB	Colorado State	2003-04
Jason Scukanec	C	Brigham Young	2002
Josh Sewell	C/G	Nebraska	2004
Jeff Shoate*	CB	San Diego State	2006
Rod Smith**†	WR	Missouri Southern	1994
Donnie Spragan**	LB	Stanford	2001
Tim Stallworth*	WR	Washington State	1990
Jeff Stehle	DL	Wisconsin	2010
Deon Strother*	RB	USC	1994
John Sullins*	LB	Alabama	1992
Jason Suttle*	CB	Wisconsin	1999-2000
Justin Swift	TE	Kansas State	1999
Jashon Sykes**	LB	Colorado	2002

T

Maa Tanuvasa**	DL	Hawaii	1995
Cedric Tillman**	WR	Alcorn State	1992
Mark Thomas	TE	North Carolina State	2001
Marvin Thomas	DE	Memphis	1998
Brad Trout	S	Valdosta State	1999

U

Mitch Unrein	**DL**	**Wyoming**	**2010**
Chad Upshaw	TE	Buffalo	2007

Broncos All-Time Practice Squad Roster, cont.

V

Bradlee Van Pelt*	QB	Colorado State	2004
Cameron Vaughn	LB	Louisiana State	2006
Tony Veland*	S	Nebraska	1996

W

Larry Wallace	WR	USC	1996
Cliff Washburn	T	The Citadel	2007
Edwin Watson	RB	Purdue	1999
Chris Watton	G	Baylor	2002-03
Jason Watts	C	Kentucky	1999
Austin Wheatley	TE	Iowa	2001
Paul Wiggins	T	Oregon	1999
Brandon Williams	CB	Michigan	2003
Clarence Williams	TE	Washington State	1993
Kevin Williams	RB	UCLA	1993
Wayne Williams	RB	Florida	1989
Worrell Williams	LB	California	2010
Matthew Willis**	**WR**	**UCLA**	**2008-09**
Sir Mawn Wilson*	WR	Syracuse	1997
Travis Wilson	WR	Oklahoma	2008

Y

Phil Yeboah-Kodie	LB	Penn State	1996
Chris Young*	S	Georgia Tech	2002

All-Time Practice Squad Roster, by year

1989

Paul Green*	TE	USC
Darrell Hamilton	T	North Carolina
Pat Hegarty	QB	Texas-El Paso
Brad Henke	NT	Arizona
Jeff Mickel	OL	Eastern Washington
Ron Sancho	LB	Louisiana State
Wayne Williams	RB	Florida

1990

Scott Beavers*	OL	Georgia Tech
Blake Ezor	RB	Michigan State
Paris McCurdy	LB	Ball State
Tim Stallworth*	WR	Washington State

1991

Don Gibson	NT	USC
Barry Johnson*	WR	Maryland
Shawn Moore*	QB	Virginia
Mark Murray*	LB	Florida
Brent Parkinson	OL	USC

1992

Mark Flythe	DE	Penn State
Ron Geater*	NT	Iowa
Jim Johnson	T	Michigan State
John Kacherski*	LB	Ohio State
Willie Oshodin**	DE	Villanova
John Sullins*	LB	Alabama
Cedric Tillman**	WR	Alcorn State

1993

Ronnie Bradford**	CB	Colorado
Olaf Hampel	OL	No college
Greg Primus	WR	Colorado State
Barry Rose*	WR	Wisconsin-Stevens Point
Clarence Williams	TE	Washington State
Kevin Williams	RB	UCLA

1994

Joe Burch*	C	Texas Southern
Dwayne Carswell**†	TE	Liberty
Tom Gallagher	OL	Washington
Ken Hall	T	Fresno State
Ryan McCoy	LB	Houston
Tom Nalen**†	C	Boston College
Rod Smith**†	WR	Missouri Southern
Deon Strother*	RB	Southern California

1995

Bryce Burnett	TE	San Jose State
Byron Chamberlain*	TE	Wayne State
David Diaz-Infante**	C/G	San Jose State
Jamal Ellis	CB	Duke
Larry Jackson*	DE	Texas A&M
Shane Jasper	LB	UCLA
Maa Tanuvasa**	DL	Hawaii
Phil Yeboah-Kodie	LB	Penn State

1996

Joe Abdullah	RB	Pacific
Jamal Ellis	CB	Duke
Bucky Greeley	C	Penn State
Reggie Green	G	Florida
John Jones	G	Kansas
Marcus Price	T	Louisiana State
Tony Veland*	S	Nebraska
Larry Wallace	WR	USC

1997

Chris Banks**	G	Kansas
Randy Bierman	OL	Illinois
Hillary Butler	LB	Washington
George Coghill**	S	Wake Forest
David Gamble*	WR	New Hampshire
Cory Gilliard	S	Ball State
Sir Mawn Wilson*	WR	Syracuse

1998

Curtis Alexander	RB	Alabama
Hillary Butler	LB	Washington
Andre Cooper**	WR	Florida State
Dan Finn	G	Northern Arizona
Chris Howard	RB	Michigan
Viliami Maumau*	DT	Colorado
Tori Noel	S	Tennessee
Marvin Thomas	DE	Memphis

1999

Jeremy Akers	G	Notre Dame
Jonathan Brown	DE	Tennessee
Robert Hunt	G/T	Virginia
Chris Jones	S	Clemson
Doug Karczewski	G	Virginia
Viliami Maumau*	DT	Colorado
Billy Miller*	WR/TE	USC
Jason Moore*	S	San Diego State
Glenn Rountree	G	Clemson
Jason Suttle*	CB	Wisconsin
Justin Swift	TE	Kansas State
Brad Trout	S	Valdosta State
Edwin Watson	RB	Purdue
Jason Watts	C	Kentucky
Paul Wiggins	T	Oregon

2000

Jamie Baisley	LB	Indiana
Jon Blackman	T	Purdue
DeAuntae Brown	CB	Central State (Ohio)
Keith Brown	RB	UCLA
Darius Clark*	S	Duke
KaRon Coleman*	RB	Stephen F. Austin
Kevin Drake	WR	Alabama-Birmingham
John Feugill	T	Maryland
Steve Herndon**	G	Georgia
Scottie Montgomery*	WR	Duke
Jason Suttle*	CB	Wisconsin

All-Time Practice Squad Roster, by year, cont.

2001

Cyron Brown*	DT	Western Illinois
Greg Brown	S	Texas
Darius Clark*	S	Duke
Matt Dominguez*	WR/TE	Sam Houston State
John Feugill	T	Maryland
Ricky Hall	WR	Virginia Tech
Kelly Herndon**	CB	Toledo
Michael Lies	T	Kansas
Phil McGeoghan*	WR	Maine
Scottie Montgomery*	WR	Duke
Scot Osborne	TE	William & Mary
Donnie Spragan**	LB	Stanford
Mark Thomas	TE	North Carolina State
Austin Wheatley	TE	Iowa

2002

Charlie Adams**	WR	Hofstra
Herb Haygood*	WR	Michigan State
Frank Rice	WR	Colorado State
Jason Scukanec	C	Brigham Young
Jashon Sykes**	LB	Colorado
Chris Watton	G	Baylor
Chris Young*	S	Georgia Tech

2003

Charlie Adams**	WR	Hofstra
Luis Almanzar*	DT	Southwest Missouri St.
Louis Green*	LB	Alcorn State
Atnaf Harris	WR	Cal State Northridge
Nate Jackson**	WR	Menlo College
Kyle Johnson**	FB	Syracuse
Blaine Saipaia	C	Colorado State
Cecil Sapp**	RB	Colorado State
Chris Watton	G	Baylor
Brandon Williams	CB	Michigan

2004

Santonio Beard	RB	Alabama
Kris Briggs	RB	Southern Methodist
Tyson Clabo*	G	Wake Forest
Curome Cox**	CB	Maryland
Romar Crenshaw	WR	S.E. Oklahoma State
Nick Eason	DT	Clemson
John Paul Foschi	TE	Georgia Tech
Louis Green*	LB	Alcorn State
Grant Mattos	WR	Southern California
Matt Mauck*	QB	Louisiana State
Bryant McNeal	DE	Clemson
D.J. Renteria	DT	New Mexico
Cecil Sapp**	RB	Colorado State
Josh Sewell	C/G	Nebraska
Bradlee Van Pelt*	QB	Colorado State

2005

Josh Buhl	LB	Kansas State
Cedric Cobbs*	RB	Arkansas
Curome Cox**	S	Maryland
Wesley Duke*	TE	Mercer
Paul Ernster*	K/P	Northern Arizona
George Gause	DE	South Carolina
Rob Hunt	C/G	North Dakota State
Corey Jackson	DE	Nevada
Kliff Kingsbury	QB	Texas Tech
Brandon Miree	RB	Pittsburgh
Chris Myers**	C/G	Miami (Fla.)
Erik Pears**	T	Colorado State
Antwaun Rogers	CB	Purdue

2006

Thump Belton	FB	Syracuse
Antwon Burton*	DT	Temple
Steve Cargile*	S	Columbia
Brian Clark*	WR	North Carolina State
Amon Gordon**	DT	Stanford
Andre Hall**	RB	South Florida
Rob Hunt	G/C	North Dakota State
Damien Nash*	RB	Missouri
Doug Nienhuis	T	Oregon State
Preston Parsons	QB	Northern Arizona
Jeff Shoate*	CB	San Diego State
Cameron Vaughn	LB	Louisiana State

2007

Michael Bozeman	DT	Mississippi
Carlton Brewster	WR	Ferris State
Antwon Burton*	DT	Temple
Steve Cargile*	S	Columbia
Greg Eslinger*	C	Minnesota
Mark Fenton	G	Colorado
Darrell Hackney*	QB	Alabama-Birmingham
Steven Harris*	DT	Florida
Glenn Martinez**	WR	Saginaw Valley State
Marquay McDaniel	WR	Hampton
Roderick Rogers**	S	Wisconsin
Chad Upshaw	T	Buffalo
Cliff Washburn	T	The Citadel

2008

Matthias Askew*	DT	Michigan State
Josh Barrett**	S	Arizona State
Steve Baylark	RB	Massachusetts
Joshua Bell**	CB	Baylor
Cory Boyd*	RB	South Carolina
Mitch Erickson	G	South Dakota State
Greg Eslinger*	C	Minnesota
Jayson Foster	WR	Georgia Southern
Darrell Hackney*	QB	Alabama-Birmingham
Steven Harris*	DT	Florida
Ryan McBean**	**DT**	**Oklahoma State**
Rashod Moulton	CB	Fort Valley State
P.J. Pope**	RB	Bowling Green State
Roderick Rogers**	S	Wisconsin
Matthew Willis**	**WR**	**UCLA**
Travis Wilson*	WR	Oklahoma

2009

Lance Ball*	**RB**	**Maryland**
D'Anthony Batiste*	T	Louisiana-Lafayette
Marquez Branson	TE	Central Arkansas
Tony Carter**	CB	Florida State
Mitch Erickson	G	South Dakota State
D.J. Johnson	DB	Jackson State
Braxton Kelley	**ILB**	**Kentucky**
Rashod Moulton	CB	Fort Valley State
Everette Pedescleaux	DL	Northern Iowa
Carlton Powell	DL	Virginia Tech
Darius Walker	RB	Notre Dame
Matthew Willis**	**WR**	**UCLA**

2010

Kevin Alexander*	LB	Clemson
Lance Ball*	**RB**	**Maryland**
Diyral Briggs*	LB	Bowling Green
Titus Brown	LB	Mississippi State
Jeff Byers*	**OL**	**Southern California**
Stanley Daniels**	**G**	**Washington**
Britt Davis*	**WR**	**Northern Illinois**
Lionel Dotson	DL	Arizona
Dominic Douglas	LB	Mississippi State
Riar Geer	TE	Colorado
Bruce Hall	RB	Mississippi
Jeremiah Johnson	**RB**	**Oregon**
Kyle McCarthy*	**S**	**Notre Dame**
Brandon Minor	**RB**	**Michigan**
John Nalbone	TE	Monmouth
Nick Polk	S	Indiana
Lee Robinson*	**LB**	**Alcorn State**
Eron Riley	**WR**	**Duke**
Jeff Stehle	DL	Wisconsin
Mitch Unrein	**DL**	**Wyoming**
Worrell Williams	LB	California

Historical Highlights

1959

AUGUST 14 — First American Football League organizational meeting held in Chicago. Denver, with Bob Howsam as its principal owner, named as a charter member along with New York, Dallas, Los Angeles, Minneapolis and Houston. **NOVEMBER 22** — First player selection draft held through 32 rounds. Denver's first pick is Roger LeClerc, center, Trinity. **DECEMBER 1** — Dean Griffing named general manager of the Broncos.

1960

JANUARY 1 — Frank Filchock named first head coach of the Broncos. **JANUARY 30** — Denver placed in AFL's western division with Dallas, Oakland and Los Angeles. **JULY** — First Bronco training camp opens at Colorado School of Mines. **SEPTEMBER 9** — After losing all five pre-season games, the Broncos become the first AFL victor when they defeat the Patriots in Boston in history's first AFL game, 13-10. Attendance — 21,597. **OCTOBER 2** — Broncos play first home game in Bears Stadium, defeat Oakland, 31-14, before crowd of 18,372. **DECEMBER** — Offensive End Lionel Taylor, Defensive Tackle Bud McFadin and Safety Goose Gonsoulin all named to first official all-AFL team.

1961

MAY 26 — Bob and Lee Howsam, original principal owners of the Broncos, sell their stock to a new syndicate headed by Cal Kunz and Gerry Phipps. **JUNE 1** — Cal Kunz named president and operating head of Empire Sports. **DECEMBER** — Lionel Taylor sets professional record with 100 pass receptions for season. Taylor and Bud McFadin named to all-AFL team. **DECEMBER** — Frank Filchock released as Broncos head coach.

1962

FEBRUARY 1 — Jack Faulkner hired as Broncos head coach. **JULY 1** — Dean Griffing released as Broncos general manager. Faulkner named to dual post as head coach and general manager. **JULY** — Public burning ceremony of Broncos' notorious vertically striped socks at Broncos' intra squad game. **DECEMBER** — Jack Faulkner named coach of the year in AFL. Gene Mingo sets professional field goal record of 27 in a season. Eldon Danenhauer, Lionel Taylor, Goose Gonsoulin and Bob Zeman named to all-AFL team.

1963

DECEMBER — Billy Joe named AFL Rookie of the Year. Goose Gonsoulin is the only Bronco to make the all-AFL team. Lionel Taylor wins fourth consecutive pass receiving title.

1964

JANUARY — Broncos and Jets complete historic nine-player trade, largest ever made in the AFL. Broncos send Gene Prebola, Wahoo McDaniel, Gordy Holz and Bob Zeman to Jets for Dick Guesman, Ed Cooke, Charlie Janerette, Jim Price and Sid Fournet. **OCTOBER 4** — Jack Faulkner released as head coach. **OCTOBER 5** — Mac Speedie accepts appointment as interim head coach. **DECEMBER 12** — Mac Speedie named head coach. **DECEMBER** — Jim Fraser wins third consecutive punting title. Willie Brown named to all-AFL team.

1965

FEBRUARY 15 — Gerald and Allan Phipps purchase 52 percent of the stock of Empire Sports, thus giving them virtually 100 percent ownership and saving the Bronco franchise for Denver. **MARCH 5** — Record sale of 941 season tickets in one day. **APRIL 1** — Season ticket drive goal of 20,000 sales reached. Figure to reach 22,000 by May 1. **MAY 17** — Allan Phipps named president of Empire Sports, Inc. Gerry Phipps re-named Chairman of the Board. **MAY 29** — Jim Burris, Bears general manager, named executive vice-president of Empire Sports. **DECEMBER 12** — Lionel Taylor makes the 500th catch of his career in game against Boston to become the first AFL player to top this figure. **DECEMBER** — Tackle Eldon Danenhauer, Split End Lionel Taylor and Fullback Cookie Gilchrist named to the all-AFL team. Lionel Taylor wins fifth pass receiving crown and Abner Haynes wins league kickoff return championship.

1966

JUNE 8 — Merger of American and National Leagues announced. **SEPTEMBER 19** — Ray Malavasi named Head Coach of the Broncos. **DECEMBER** — John Bramlett, Goose Gonsoulin, Bob Scarpitto and Jerry Sturm chosen to play in AFL All-Star contest in January. **DECEMBER 19** — Lou Saban signs a 10-year contract as General Manager and Head Coach of the Denver Broncos.

1967

MARCH 1 — Broncos move to new suburban executive offices with adjacent practice field and locker room facilities for both preseason and regular season training. **MARCH 17** — Metropolitan Denver voters turn down stadium bond issue, but Bronco fans immediately organize for fundraising drive to improve Bears Stadium and keep Broncos in Denver. **MAY 17** — Floyd Little, Denver's No. 1 draft choice, signs with Broncos. Little becomes the first No. 1 choice to sign with Denver in the history of the club. **AUGUST 5** — Broncos defeat Detroit Lions 13-7 in preseason game at DU for AFL's first win over the NFL. **AUGUST 15** — Quarterback Steve Tensi acquired from San Diego for first round draft choices in both 1968 and 1969. **DECEMBER** — Floyd Little paces AFL in punt returning with a 16.9 average. Bob Scarpitto repeats as punt leader with a 44.9 norm. Flanker Al Denson selected All League in player balloting.

1968

JANUARY — Flanker Al Denson, defensive tackle Dave Costa, center Larry Kaminski and cornerback Nemiah Wilson participate in AFL All-Star Game. Lou Saban and staff coach the West stars. **FEBRUARY** — Civic drive to raise $1.8 million ends successfully and City of Denver receives stadium as a gift after purchase of the facility from Empire Sports, Inc. by non-profit group. Construction begins on 16,000 seat upper deck that will raise capacity to 50,000 for 1968 season. **SEPTEMBER 21** — Broncos move into new administrative building at 5700 Logan Street. **DECEMBER 14** — Bears Stadium is officially re-named Denver Mile High Stadium.

1969

JANUARY 19 — Dave Costa, Rich Jackson and Floyd Little participate in AFL All-Star Game in Jacksonville, Fla. **DECEMBER** — Floyd Little and Rich Jackson named first-team All League. **DECEMBER** — Bill Thompson (rookie) tops AFL list in punt and kickoff returns, becoming the first player in NFL history to ever hold both titles.

1970

JANUARY 17 — Rich Jackson, Dave Costa, Floyd Little, Mike Current and George Goeddeke play in All-Star Game on West team. **SEPTEMBER** — Season ticket sale hits record number of 43,584. **DECEMBER 20** — Floyd Little gains 44 yards

to win American Conference rushing title with 901 yards. It marked his first rushing crown and the first season that Little played in all 14 games.

1971

JANUARY — Richard Jackson named to official National Football League all-star team. **JANUARY** — Richard Jackson and Floyd Little make starting lineups for American Conference in first AFC-NFC Pro Bowl game. **MAY 12** — Broncos stop sale of season tickets at record 47,500. **OCTOBER 24** — Denver coach Lou Saban and the Broncos down Cleveland 27-0. It was the first time the Browns were shutout since 1952 and marked Saban's last victory as Bronco coach. **NOVEMBER 17** — Lou Saban resigns as head coach of Broncos, a position he had held for five years. Offensive line coach Jerry Smith is named interim head coach. Saban, in December, resigns as General Manager to return to Buffalo Bills as head coach. **DECEMBER 19** — Floyd Little compiles 79 yards against Raiders in Oakland to finish as pro football's top runner with 1,133 yards. Little also becomes first Bronco to rush for more than 1,000 yards in a season.

1972

JANUARY 5 — John Ralston, successful head coach at Stanford, is announced as Denver's new head coach. He later adds the title of general manager. **MARCH 16** — For the first time in the history of Denver professional football, there will be no public sale of season tickets, it is reported. Season ticket holders renewed 46,500 of the 47,500 available season tickets and further exercised their option for 8,000 additional tickets. **APRIL 5** — Long-time Rocky Mountain Empire Sports employee Earl Hartman dies of cancer. Hartman was Treasurer of Empire Sports and Business Manager of the Broncos at the time of his death.

1973

MARCH 3 — Season ticket holders renew 47,800 of 48,000 season tickets to assure Denver again of having no public sale of season ducats. **OCTOBER 14** — Charley Johnson also becomes the 18th quarterback in pro football history to go over 20,000 yards lifetime as he throws for 214 yards and three TDs to Haven Moses in a 48-20 win at Houston. **OCTOBER 22** — With "Orange Monday" banners waving, the Broncos perhaps play the most important game to date in the club's history against Oakland on national television. Denver comes back to knot the contest, 23-23, on a 35-yard field goal by Jim Turner. **NOVEMBER 25** — Denver defeats Kansas City, 14-10, to take over first place in the AFC West with three games to go. The win moves the Broncos to 6-3-2 — the six victories mark the second best mark ever for a Denver team to date. **DECEMBER 9** — Denver 42, San Diego 28! The Broncos are winners at last as Denver clinches the team's seventh victory of the season, assuring the club of a winning record for the first time.

1974

JANUARY — Four Broncos (Floyd Little, Haven Moses, Riley Odoms and Paul Smith) are invited to play in the Pro Bowl. John Ralston is named AFC Coach of the Year for guiding Denver to its first winning season ever. Odoms is named All-Pro by NEA. **SEPTEMBER 10** — Denver voters pass a $25 million bond issue to expand and improve Mile High Stadium to over 75,000 seats. The stadium was projected to be finished in time for the 1976 regular season. **SEPTEMBER 22** — The Broncos and the Pittsburgh Steelers play in the first regular-season overtime game as a 35-35 score was present at the end of regulation play. Neither team scored in the sudden death period. **NOVEMBER 28** — Before a television audience estimated at 35 million, the Broncos riddle the Detroit Lions 31-27 on Denver's first Thanksgiving Day game in Detroit. **DECEMBER 8** — Denver assures itself of its second consecutive winning season, and Otis Armstrong sets a single-game rushing mark of 183 yards as the Broncos down Houston 37-14. **DECEMBER 15** — Otis Armstrong finishes the season with 1,407 yards and the NFL rushing title, becoming one of a half dozen players ever to average more than 100 yards per game in pro football.

1975

JANUARY — Otis Armstrong and Riley Odoms represent the Broncos in the annual Pro Bowl contest in Miami, Fla. **FEBRUARY** — Expansion of Mile High Stadium begins, and it will provide 63,500 seating capacity for the 1976 season and an ultimate capacity of 75,000 in 1977. **DECEMBER 14** — Floyd Little winds up his career as the seventh all-time rusher in the NFL with 6,323 career yards.

1976

JANUARY 26 — Tight end Riley Odoms and linebacker Randy Gradishar are the Broncos representatives in the Pro Bowl in New Orleans. **MARCH 28** — Quarterback Charley Johnson announces his retirement from the National Football League after a 15-year career. Johnson led the club to its first two winning seasons in 1973 and 1974. **JUNE 27** — Lyle Alzado is one of three finalists for the Man of the Year Award and Rick Upchurch is honored as the American Conference Offensive Rookie of the Year by the NFL Players Association. **SEPTEMBER 26** — Rick Upchurch ties an NFL record by returning two punts for touchdowns in a 44-13 win over the visiting Cleveland Browns. **OCTOBER 24** — Rick Upchurch ties an NFL record with his fourth punt return touchdown of the season in a 35-26 win over Kansas City. **NOVEMBER 7** — With two field goals and six extra points, Jim Turner becomes the fifth player in pro football history to surpass 1,200 points. **NOVEMBER 14** — Denver shuts out San Diego, 17-0, marking the first time the club has recorded two shutouts in one season. Denver had shut out the Chargers 26-0 Oct. 3. **DECEMBER 12** — The Broncos stop Chicago, 28-14, for their ninth win of the season, marking the highest total in Denver history. Otis Armstrong rushes for 116 yards to reach 1,008 for the season, his second 1,000-yard campaign in his career. **DECEMBER 18** — Fred Gehrke, long-time Bronco administrator, is named general manager.

1977

JANUARY 17 — Rick Upchurch and Otis Armstrong are the Broncos' participants in the annual AFC-NFC Pro Bowl in Seattle. **JANUARY 31** — John Ralston resigns as Head Coach of the Denver Broncos. **FEBRUARY 1** — Robert (Red) Miller, a former Broncos assistant coach, is named as the team's eighth head coach. **JUNE 12** — Lyle Alzado is named winner of the National Football League Players Association's Byron "Whizzer" White Award as the group's Man of the Year. **OCTOBER 16** — Pushing their season record to 5-0, the Broncos use seven interceptions and a touchdown pass to kicker Jim Turner to trounce the defending world champion Oakland Raiders, 30-7. **NOVEMBER 27** — In a showdown of the two best records in the NFL, the Broncos get a 73-yard interception return for a touchdown by Tom Jackson to dump Baltimore, 27-13, and run their record to 10-1. **DECEMBER 4** — With a 24-14 win at Houston, the Broncos clinch a playoff berth, the first in the club's history. Later in the day, the Broncos clinch the AFC Western Division championship when the Raiders fall to the Los Angeles Rams. **DECEMBER 18** — The Broncos lose to Dallas in the regular-season finale, 14-6, but post the best record in the history of the franchise, 12-2, tied with Dallas for the best in the NFL. **DECEMBER 24** — Before the largest crowd ever to watch a sporting event in the state of Colorado, 75,011, the Broncos stop the Pittsburgh Steelers in the first round of playoff action, 34-21.

1978

JANUARY 1 — In a hard-fought game at Mile High Stadium, the Broncos dethrone the Raiders, 20-17, for the AFC championship and a trip to the Super Bowl in New Orleans. **JANUARY 15** — The Broncos fall to the Cowboys, 27-10, in

Historical Highlights, cont.

Super Bowl XII. **JANUARY 23** — Lyle Alzado, Randy Gradishar, Tom Jackson, Billy Thompson and Louis Wright represent the Broncos in the Pro Bowl, the largest Denver contingent to date. **MARCH** — Only 143 season tickets are not renewed, a new all-time low. **DECEMBER 3** — The Broncos win by 21-6 score at Oakland, holding the Raiders without a touchdown for the second time in the season to move within one game of AFC West crown. **DECEMBER 10** — Denver downs Kansas City, 24-3, winning its second consecutive division championship, as QB Craig Morton goes 19-for-22 with 16 consecutive completions, both second best all-time NFL marks. **DECEMBER 30** — Denver loses in the playoffs to the eventual Super Bowl-champion Pittsburgh Steelers, 33-10.

1979

JANUARY 29 — The Broncos are represented by an all-time high of seven players in the Pro Bowl—Lyle Alzado, Randy Gradishar, Tom Jackson, Riley Odoms, Bill Thompson, Rick Upchurch and Louis Wright. **MARCH** — Only 161 season tickets are not renewed, virtually assuring the Broncos of their tenth consecutive sellout season. **NOVEMBER 11** — Rick Upchurch becomes the all-time pro football record holder in career punt return yardage. He set the record vs. New England, surpassing the late Emlen Tunnell's total of 2,209 yards. **DECEMBER 17** — Denver clinches a playoff berth for the third consecutive year. **DECEMBER 23** — Denver loses in a Wild Card Game at Houston, 13-7.

1980

JANUARY 27 — The Broncos are represented in the Pro Bowl by Randy Gradishar, Tom Jackson, Rick Upchurch and Louis Wright. **MARCH** — Only 146 season tickets are not renewed for 1980, virtually assuring the club of its 11th consecutive sellout campaign. **OCTOBER 5** — Randy Gradishar returns an interception 93 yards for a touchdown vs. Cleveland, the longest such return in team history and the NFL's longest for 1980 season. **OCTOBER 13** — Fred Steinfort kicks a 57-yard field goal against Washington, tying record for third-longest kick in NFL history.

1981

JANUARY — Fred Steinfort is named by Pro Football Weekly as that publication's Golden Toe Award winner for the 1980 season, having tied for the league lead with 26 field goals. **FEBRUARY 25** — Edgar F. Kaiser Jr. is introduced as the new owner of the Denver Broncos, having purchased the club from principal owners Gerald H. Phipps and Allan R. Phipps. **MARCH 10** — Grady Alderman is named new General Manager and Dan Reeves is named as the new Head Coach. **MARCH** — The Broncos are sold out for their 12th consecutive season. **SEPTEMBER** — Craig Morton throws four touchdown passes in each of two consecutive games, vs. Baltimore and San Diego, a first in franchise history. Wide receiver Steve Watson ties a team record with three touchdown receptions against the Colts on September 20. **NOVEMBER 22** — Watson catches a touchdown pass at Cincinnati to set a new team record with 13 touchdown catches in one season. **DECEMBER 20** — Watson gains 82 yards on receptions at Chicago, establishing a new Broncos single season mark with 1, 244 reception yards. Morton sets single-season Broncos records for yards gained (3, 213), yards passing (3, 195) and average gain per play (8.37) while Watson leads the AFC in reception yardage (1,244) and touchdown receptions (13).

1982

JANUARY 31 — The Broncos are represented in the Pro Bowl by Randy Gradishar, Bob Swenson, Bill Thompson and Steve Watson. **MARCH** — Only 49 season ticket accounts are not renewed for 1982, virtually assuring the Broncos of their 13th consecutive sellout season in Mile High Stadium. **SEPTEMBER 21** — The NFL Players Association begins the first regular-season strike in NFL history, resulting in the cancellation of games for eight consecutive weeks. **DECEMBER 3** — Hein Poulus is named Vice President and General Manager of the Broncos. **DECEMBER 19** — Rick Upchurch returns a punt 78 yards for a touchdown against Kansas City to tie the then all-time pro football record of eight career touchdowns on punt returns.

1983

JANUARY 3 — Final NFL statistics show Rick Upchurch as the NFL's punt return leader with a 16.1 average and Luke Prestridge as the league's leading punter with a 45.0 average. **FEBRUARY 6** — The Broncos are represented in the Pro Bowl game by Randy Gradishar, Luke Prestridge and Rick Upchurch. **MARCH 15** — Only 89 season ticket accounts are not renewed for 1983, virtually assuring the Broncos of their 14th consecutive sellout season in Mile High Stadium. **MAY 2** — In the biggest trade in franchise history, Denver acquires quarterback John Elway, the first player taken in the NFL draft, and signs him to a five-year contract. **DECEMBER 11** — Elway throws three fourth-quarter touchdown passes to erase a 19-0 deficit and lead the Broncos to a 21-19 playoff-clinching win over Baltimore. This marks the fourth Broncos appearance in playoff competition. **DECEMBER 24** — Denver loses its Wild Card Playoff Game at Seattle, 31-7.

1984

JANUARY 29 — Randy Gradishar makes his seventh Pro Bowl appearance. Louis Wright also is named to the AFC Pro Bowl team but is unable to play because of a fractured finger. **MARCH** — Only 146 season ticket accounts are not renewed for 1984, virtually assuring the Broncos of their 15th consecutive sellout season in Mile High Stadium. **MARCH 23** — Pat Bowlen is introduced as the new owner of the Denver Broncos, assuming the title of President and Chief Executive Officer. **NOVEMBER 18** — The Broncos beat Minnesota 42-21 for the club's 10th consecutive victory, a team record. John Elway ties a Denver record throwing five touchdown passes in the game. **DECEMBER 15** — Denver wins its 13th game of the season, the most in Broncos history, and captures the AFC West crown with a 31-14 win over Seattle. Sammy Winder finishes the season with 1,153 yards rushing, and Steve Watson gains 1,170 yards receiving — the first time Denver has had 1,000-yard performers in both categories in the same season. **DECEMBER 30** — Pittsburgh defeats Denver 24-17 in a Divisional Playoff Game.

1985

JANUARY 27 — Sammy Winder represents the Broncos in the Pro Bowl. **FEBRUARY 18** — Owner Pat Bowlen names John Beake as General Manager and Dan Reeves as Vice President of the club. **MARCH** — Only 82 season ticket accounts are not renewed for the 1985 season, virtually assuring the Broncos of their 16th consecutive sellout session in Mile High Stadium. **DECEMBER 20** — Denver beats Seattle 27-24 to close out the season at 11-5. The Broncos set season records with total yards (5,496) and total points (380). John Elway, who threw for 432 yards against Seattle, set Denver records for total offense (4,144 yards) and passing yards (3,891) for the season, and Karl Mecklenburg's 13 quarterback sacks also set a new Bronco standard.

1986

FEBRUARY 2 — The Broncos are represented by four players in the Pro Bowl—Rulon Jones, Karl Mecklenburg, Dennis Smith and Louis Wright. **FEBRUARY 26** — Owner Pat Bowlen holds ground breaking ceremonies for 60 luxury Penthouse Suites to be built atop Mile High Stadium's fifth level. **MARCH** — Only 127 season ticket accounts are not renewed for the 1986 season, virtually assuring the Broncos of their 17th consecutive sellout season in Mile High Stadium. **OCTOBER 12** — The Broncos post a 31-14 win over San Diego to equal the best start in team history with 6-0 record. **DECEMBER 13** — Denver, which had clinched AFC Western Division title by virtue of a Seattle win over Los Angeles the previous Monday night, clinches homefield advantage for first playoff game by defeating Washington, 31-30. **DECEMBER 20** — The Broncos conclude regular-season play with their second consecutive 11-5 record. Thirty-five individual and team records are set by the Broncos in 1986. DE Rulon Jones was named the AFC Defensive Player of the Year by UPI, and LB Karl Mecklenburg was named the AFC Player of the Year by the Football News.

1987

JANUARY 4 — The Broncos post a 22-17 playoff win against New England before 76,105, the largest crowd ever to watch a Denver home game. **JANUARY 11** — The Broncos post a thrilling, 23-20 overtime win over the Cleveland Browns to win the AFC championship and earn a trip to Super Bowl XXI. **JANUARY 18** — A crowd of over 63,000 attends a Mile High Stadium rally before the team's departure for Pasadena. **JANUARY 25** — The Broncos lose to the New York Giants by a 39-20 score in Super Bowl XXI, a game watched by 101,063 at the Rose Bowl and played before a national television audience of 127,000,000. In addition, the game was televised live in 53 other nations. **JANUARY 26** — More than 100,000 fans welcome the Broncos home in a parade through downtown Denver. **FEBRUARY 1** — Six Broncos play in the Pro Bowl—Keith Bishop, John Elway, Rulon Jones, Karl Mecklenburg, Dennis Smith and Sammy Winder. **MARCH** — Only 58 season ticket accounts are not renewed for the 1987 season, virtually assuring the Broncos of their 18th consecutive sellout season in Mile High Stadium, the longest sellout streak in the AFC and the second longest in the NFL. **AUGUST 9** — The Broncos lose 28-27 to the Los Angeles Rams in American Bowl '87, a preseason game played in storied Wembley Stadium in London, England. **SEPTEMBER 22** — The NFL Players Association goes on strike, resulting in the cancellation of games for the weekend of Sept. 28. **OCTOBER 4** — Denver loses 40-10 to Houston in the first of three "replacement" games. **NOVEMBER 29** — Denver grabs a 31-17 win over San Diego in the 400th game for both franchises.The contest also marks Dan Reeves' 100th game as the Broncos' head coach. **DECEMBER 27** — The Broncos win their third AFC West title in four years after shutting out San Diego 24-0 in a blizzard. Denver finishes the season with a 10-4-1 record, becoming the only team in the NFL to post eight 10-win seasons since 1977. Quarterback John Elway is named NFL Most Valuable Player by the Associated Press.

1988

JANUARY 10 — The Broncos advance to the AFC Championship Game with a 34-10 victory over Houston before 75,968 in Mile High Stadium. **JANUARY 17** — Denver becomes the first AFC team to win consecutive conference championships since Pittsburgh of 1978-79 by defeating Cleveland 38-33. The game garnered a 91 television share in the Denver area, believed to be an all-time national viewing high. **JANUARY 31** — The Broncos lose to Washington 42-10 in Super Bowl XXII in San Diego at Jack Murphy Stadium. **FEBRUARY 6** — Three players represent Denver in the Pro Bowl—Keith Bishop, John Elway and Karl Mecklenburg. **MARCH** — The Broncos are virtually assured of their 19th consecutive sellout campaign as just 91 season ticket accounts are not renewed for the 1988 campaign. **JUNE 3** — The Broncos acquire future Hall of Fame RB Tony Dorsett from the Dallas Cowboys in exchange for a future draft choice. The 1988 campaign marked Dorsett's 12th in pro football. **SEPTEMBER 26** — RB Tony Dorsett eclipses Jim Brown to become the second-leading rusher in pro football history, trailing only Walter Payton. **DECEMBER 17** — The Broncos close out the season with a 21-10 win over New England and a disappointing 8-8 record, marking the end of Denver's two-year reign as AFC champions. QB John Elway concludes the season with 3,309 yards passing and 234 yards rushing to become the first player in football history to have four consecutive years with more than 3,000 passing yards combined with more than 200 rushing yards. Dorsett finishes the year second to Payton among football's all-time rushing leaders with 12,739 yards.

1989

JANUARY 29 — Punter Mike Horan is the Broncos' lone representative in the AFC-NFC Pro Bowl Game. **APRIL** — The Broncos conclude season ticket renewals and waiting list additions for 1989, virtually assuring the team of its 20th consecutive sellout campaign at Mile High Stadium. **NOVEMBER 26** — The Broncos clinch their third AFC West title in four seasons after a 41-14 victory at home against Seattle. **DECEMBER 16** — Denver wraps up homefield advantage for the AFC Playoffs with 37-0 win at Phoenix.

1990

JANUARY 7 — The Broncos advance to the AFC Championship Game with a come-from-behind 24-23 win over Pittsburgh. **JANUARY 14** — The Broncos become the only AFC team to win three conference titles in the 1980s with a 37-21 victory over Cleveland in the AFC Championship Game. **JANUARY 28** — Denver loses 55-10 to San Francisco in Super Bowl XXIV in the New Orleans Superdome. **FEBRUARY 4** — Three players represent the Broncos in the Pro Bowl—Kicker David Treadwell, nose tackle Greg Kragen and safety Dennis Smith. Linebacker Karl Mecklenburg was selected to start in the game but could not participate because of a knee injury suffered in the Super Bowl. **FEBRUARY 26** — The National Football League announces that the Broncos will face Seattle in an Aug. 4 preseason game in Tokyo, Japan. **MARCH 5** — The Paul D. Bowlen Memorial Broncos Centre opens in southeast Denver, housing all of the team's office and training facilities. **AUGUST 5** — The Broncos defeat the Seattle Seahawks by a score of 10-7 in American Bowl '90 played before a sellout audience in the Tokyo Dome in Tokyo, Japan. The game marks Denver's second appearance in an international game with the club having played the Los Angeles Rams in London in a 1987 American Bowl contest. **NOVEMBER 22** — The Broncos drop a 40-27 game to the Detroit Lions in the Lions' annual Thanksgiving Day contest, marking Denver's fifth appearance in a Thanksgiving Day game—Four in Detroit and one in Denver (a 46-45 loss to the New York Titans in 1962). **DECEMBER 30** — Running back Bobby Humphrey finishes the season with 1,202 rushing yards, becoming one of just 10 backs to rush for over 1,000 yards in each of their first two NFL seasons. Mike Horan leads the NFL in gross punting average (44.4) and net punting average (38.9).The Broncos also boast the NFL's kickoff return leader in Kevin Clark, who posts a 25.3-yard average.

1991

FEBRUARY 3 — Safeties Steve Atwater and Dennis Smith, along with running back Bobby Humphrey, appear in the AFC-NFC Pro Bowl game in Honolulu, Hawaii. It is the first appearance each for Atwater and Humphrey. **JULY 27** — The Broncos lose 14-3 to Detroit in the Hall of Fame Game played in Canton, Ohio. Former Broncos assistant coach Stan Jones is inducted into the Hall of Fame. **SEPTEMBER 1** — Denver records its biggest opening day win ever with a 45-14 pounding of Cincinnati. **DECEMBER 8** — A 17-7 win at Cleveland clinches a playoff berth for the Broncos. **DECEMBER 22** — Denver closes out the regular season at 12-4 and wins the AFC West title for the fifth time in eight years.

1992

JANUARY 4 — The Broncos overcome a 21-6 deficit to defeat Houston 26-24 in an AFC Divisional Playoff Game. The winning field goal was set up by a drive that began at the Denver 2-yard line. The Broncos converted two fourth-down plays to keep the possession alive. **JANUARY 12** — Despite a sterling effort by Denver's defense, the Broncos fall 10-7 to Buffalo in the AFC Championship Game. The Bills' high-powered offense managed just 213 yards and 12 first downs in the game.

HISTORICAL HIGHLIGHTS, CONT.

FEBRUARY 2 — Running back Gaston Green, linebacker Karl Mecklenburg, and safeties Steve Atwater and Dennis Smith represent the Broncos in the Pro Bowl. **MARCH** — The Broncos conclude season ticket renewals and waiting list additions for 1992, virtually assuring the franchise of its 23rd consecutive sellout season. Denver is also named a participant in American Bowl '92, to be played in Berlin. **AUGUST 15** — The Broncos lose to the Miami Dolphins, 31-27, in American Bowl '92 in Berlin's Olympic Stadium. **DECEMBER 28** — Denver Broncos President Pat Bowlen announces that the franchise will not renew the contract of Dan Reeves, thus creating a coaching vacancy in Denver for the first time since 1981. Reeves ends his Denver career with a record of 116-78-1.

1993

JANUARY 25 — Wade Phillips is hired as the 10th head coach in Broncos history, signing a three-year contract as head coach after four seasons as the Broncos' defensive coordinator. **MAY** — The Broncos conclude their season ticket sales, guaranteeing the 24th consecutive sellout campaign at Mile High Stadium. **DECEMBER** — Quarterback John Elway is named AFC Most Valuable Player (UPI, Kansas City 101 Club, Football News) after his best pro season in which he led the AFC in passer rating (92.8), attempts (551), completions (348), completion percentage (63.2), touchdowns (25) and yards (4,030).

1994

JANUARY 9 — The Broncos return to the playoffs as a Wild Card team, dropping a 42-24 first round game to the Los Angeles Raiders at the Los Angeles Memorial Coliseum. The Wild Card Playoff Game marks Denver's ninth nationally televised game of the 1993 season, bringing the Broncos' eight-year total (1986-93) to 84 national television dates. **FEBRUARY 6** — The Broncos are represented in the AFC-NFC Pro Bowl game by quarterback John Elway, tight end Shannon Sharpe, linebacker Karl Mecklenburg, and safeties Steve Atwater and Dennis Smith. **MARCH** — The Broncos and Raiders are named to oppose each other in an American Bowl '94 Game in Barcelona. The Broncos thus join San Francisco as the only two teams to have been asked to represent the NFL in London, Tokyo, Berlin, and Barcelona.

1995

JANUARY 31 — Mike Shanahan is hired as the 11th head coach in Broncos history. Shanahan, a Denver assistant coach from 1984-87 and 1989-91, signed a seven-year contract as head coach after spending the previous three years in San Francisco, where he served as offensive coordinator. **FEBRUARY 5** — The Broncos are represented in the annual AFC-NFC Pro Bowl by safety Steve Atwater, quarterback John Elway and offensive tackle Gary Zimmerman. Tight end Shannon Sharpe was also selected but did not play. **MARCH** — The Broncos are selected to face San Francisco in an American Bowl '95 Game in Tokyo, joining the 49ers and Dallas as the only NFL teams to participate in five American Bowl Games. **MAY** — The Broncos conclude season ticket renewals and waiting list additions for 1995, leading to an anticipated 26th consecutive season of sellouts at Mile High Stadium. **AUGUST 5** — The Broncos defeat San Francisco 24-10 in the American Bowl in Tokyo, Japan. **NOVEMBER 5** — John Elway passes for 256 yards in a 38-6 Broncos home win over Arizona to surpass the 40,000-yard passing plateau, becoming the seventh player in pro football history to accomplish that feat. **NOVEMBER 19** — KOA play-by-play announcer Larry Zimmer calls his 500th Broncos game as a member of the KOA broadcast team as Denver defeats San Diego 30-27. **DECEMBER 10** — Broncos running back/kick returner Glyn Milburn tallies an NFL-record 404 all-purpose yards (131 rushing, 45 receiving, 133 KOR, 95 PR) in a 31-27 loss to Seattle at Mile High Stadium . **DECEMBER 24** — The Broncos close the season with a 31-28 win at Oakland and post franchise single-season records in seven different offensive categories: points scored (388), total yards (6,040), average gain per play (5.70), average gain per rush (4.53), touchdown passes (27, tie), passing yards (4,045) and first downs passing (205).

1996

FEBRUARY 4 — Denver is represented in the annual AFC-NFC Pro Bowl in Honolulu by safety Steve Atwater, kicker Jason Elam, running back/kick returner Glyn Milburn, wide receiver Anthony Miller and tight end Shannon Sharpe. Tackle Gary Zimmerman was selected but does not play because of injury. **OCTOBER 20** — Terrell Davis sets a franchise record with 194 rushing yards in a 45-34 win over the Baltimore Ravens. **DECEMBER 1** — The Broncos win the AFC West and clinch home-field advantage for the playoffs with a 34-7 win over Seattle. The win is also Denver's ninth consecutive, marking the second-longest streak in franchise history. **DECEMBER 15** — John Elway becomes the winningest quarterback in NFL history with a 24-19 defeat of Oakland, the 126th of his career. The win also secures a perfect 8-0 home record for the season for just the second time in franchise history. **DECEMBER 22** — Elway becomes just the third player in NFL history to pass for more than 45,000 yards in a career. Terrell Davis wins the AFC rushing crown with a then franchise-record 1,538 yards while also posting franchise bests in carries (345), rushing touchdowns (13) and total touchdowns (15). The team ties for the NFL's best record (13-3; ties for best in franchise history) and ranks first in the league in total offense and rushing offense as well as fourth in total defense, including a No. 1 mark against the run. Franchise records are set for points scored (391), highest average gain per rush (4.5; tie with 1995 team), fewest rushing yards allowed (1,331) and fewest rushing first downs allowed (67). **DECEMBER 26** — Terrell Davis is named NFL Offensive Player of the Year by the Associated Press and joins three other Broncos as first-team All-Pro performers— Shannon Sharpe, Alfred Williams and Gary Zimmerman.

1997

JANUARY 4 — Denver hosts its first playoff game since Jan. 4, 1992, as the Jacksonville Jaguars come to Mile High Stadium for an AFC Divisional Playoff contest. **FEBRUARY 2** — Denver is represented in the annual AFC-NFC Pro Bowl in Honolulu by safety Tyrone Braxton, running back Terrell Davis, defensive tackle Michael Dean Perry, linebacker Bill Romanowski, tight end Shannon Sharpe and defensive end Alfred Williams. Safety Steve Atwater, quarterback John Elway and tackle Gary Zimmerman also are selected but do not play in the game because of injury. **FEBRUARY 4** — The Broncos unveil new uniforms featuring the traditional Broncos orange with a navy blue, and a new helmet logo that features a powerful, dynamic Bronco. **MARCH** — The Broncos are selected to face Miami in an American Bowl '97 contest in Mexico City, Mexico. The appearance marks the Broncos' sixth in an American Bowl, tying the club with San Francisco for most in the NFL since American Bowl games began being played in 1985. **AUGUST 4** — Denver and Miami meet in Mexico City, Mexico, in an American Bowl '97 contest won by the Dolphins, 38-19, at Estadio Guillermo Canedo. **SEPTEMBER 21** — Running back Terrell Davis sets a franchise single-game record by rushing for 215 yards in a 38-20 win over Cincinnati at Mile High Stadium. **OCTOBER 6** — Denver defeats New England 34-13 in a Monday night battle of the league's two remaining unbeatens, representing the furthest into a season that two undefeated teams have met on *Monday Night Football*. **OCTOBER 26** — The Broncos defeat the Bills 23-20 in overtime at Buffalo's Rich Stadium, a mere 15 hours after arriving in Buffalo due to a severe snowstorm that dumped more than a foot of snow on the Denver area with drifts piled several feet higher in some areas. The Broncos' chartered flight leaves Denver 10 hours late at 8 p.m. (MT) Saturday, Oct. 25, after an ordeal that involves numerous players' vehicles being stranded in snowdrifts trying to reach the team buses at Broncos headquarters. Several players make their way to headquarters by way of snowmobiles after being picked up by citizens. **NOVEMBER 2** — John Elway sets two milestones and earns AFC Offensive Player of the Week honors on this day as the

Broncos defeat Seattle 30-27 at Mile High Stadium. With 252 passing yards, Elway moves past Fran Tarkenton into second place all-time in NFL passing yardage, and his 276 total yards make him just the third player in NFL history to top the 50,000-yard plateau. **NOVEMBER 9** — Cornerback Darrien Gordon ties an NFL record by returning two punts for touchdowns in the same quarter, a feat previously accomplished just twice in NFL history. **DECEMBER 21** — Denver closes its regular season with a 38-3 victory over San Diego to secure its second consecutive undefeated regular season at home, becoming only the third NFL team to do so since the schedule expanded to 16 games in 1978. The Broncos set new franchise records by posting nine double-digit victories in one season and scoring more than 30 points in nine different games. **DECEMBER 27** — The Broncos defeat Jacksonville 42-17 in an AFC Wild Card Game at Mile High Stadium to record their first playoff victory since Jan. 4, 1992. In the game, Denver sets club postseason records for rushing yards (310), total yards (511), rushing attempts (49), points in a quarter (21; 4th quarter), total points (42), first downs (28), rushing first downs (18) and third-down efficiency (75%). Terrell Davis rushes for a club postseason record 184 yards and is complemented by Derek Loville's 103 yards rushing, making Denver just the third team in NFL postseason history to post two 100-yard rushers in the same game. Instrumental in the performance is the offensive line, which, as a unit, is named NFL Offensive Player of the Week. It marks just the second time in NFL history—and first in the postseason—that an Offensive Line is named Player of the Week.

1998

JANUARY 4 — Denver wins a road playoff game for only the second time in franchise history by defeating the Chiefs 14-10 in an AFC Divisional Playoff Game at Kansas City's Arrowhead Stadium. **JANUARY 11** — The Broncos win their fifth AFC Championship by topping the Steelers 24-21 at Pittsburgh's Three Rivers Stadium. The win makes Denver just the fifth Wild Card team to advance to the Super Bowl since the Wild Card format was adopted in 1970. **JANUARY 25** — The Broncos claim their first World Championship with a 31-24 victory over defending champion Green Bay in Super Bowl XXXII at Qualcomm Stadium in San Diego. The Broncos become the first team from the American Football Conference in 14 years to win the Super Bowl and only the second Wild Card team ever to do so. Running back Terrell Davis sets a Super Bowl record with three rushing touchdowns to claim the Pete Rozelle Award as the game's Most Valuable Player. Davis finishes with 157 yards rushing and ties the Super Bowl record for total touchdowns (3) and points scored (18). **JANUARY 27** — An estimated 650,000 fans gather in downtown Denver for a victory parade and rally to honor the World Champion Denver Broncos. The parade follows a route along 17th street, from Wynkoop to Broadway, and then along Broadway for several blocks before working its way to the steps of the Denver City and County Building, where a rally is held. Broncos owner Pat Bowlen, head coach Mike Shanahan, quarterback John Elway, running back Terrell Davis, Colorado Governor Roy Romer and Denver Mayor Wellington Webb address the sea of Broncos fans who pack the grounds in front of the stage, and Elway and Davis are honored with street signs bearing their names. **FEBRUARY 1** — The Broncos are represented in the annual AFC-NFC Pro Bowl in Honolulu by running back Terrell Davis, center Tom Nalen, tight end Shannon Sharpe and defensive end Neil Smith. Quarterback John Elway also is selected but opts not to play in the game due to injury. **APRIL 22** — Colorado Governor Roy Romer signs into law SB 171, a bill authorizing voters to decide upon a ballot issue that would appropriate tax money to partially fund a new football stadium in Denver. **JUNE 5** — Broncos players and coaches receive their Super Bowl rings in a private ceremony at team headquarters. **JUNE 16** — The Denver Broncos travel to Washington, D.C., for a special ceremony in which they are honored by President Bill Clinton at the White House for their victory in Super Bowl XXXII. Terrell Davis delivers to the President a Broncos jersey number "1" with "Clinton" on the back. **SEPTEMBER 21** — The Denver Broncos and San Diego Chargers are selected to play the first NFL game in Australia, an American Bowl '99 contest on Sunday, Aug. 8, at Stadium Australia at Homebush Bay in Sydney. **OCTOBER 25** — Broncos kicker Jason Elam ties a 28-year old NFL record by making a 63-yard field-goal attempt vs. Jacksonville at Mile High Stadium. The record-tying kick comes in the final seconds of the first half in a game won by the Broncos, 37-24. **NOVEMBER 3** — Denver-area voters approve a ballot issue to appropriate tax money to partially fund a new football stadium in Denver. The Broncos would begin play in the new stadium at the beginning of the 2001 season. **NOVEMBER 22** — Broncos quarterback John Elway becomes just the second player in NFL history to compile 50,000 yards passing during a career, joining Miami's Dan Marino. Elway reaches the plateau on a 5-yard completion to wide receiver Willie Green in the first quarter of a 40-14 win over Oakland at Mile High Stadium. **NOVEMBER 29** — The Broncos clinch the AFC West division title for the ninth time in franchise history with a 31-16 win at San Diego. **DECEMBER 6** — The Broncos tie an NFL record by winning their 18th game in a row (regular and postseason combined) with a 35-31 comeback defeat of Kansas City at Mile High Stadium. The win also gave the Broncos a 13-0 record to begin the season. **DECEMBER 27** — The Broncos close the regular season with a 14-2 record, best in franchise history, by virtue of a 28-21 win over Seattle. It marks the third consecutive season in which the club went undefeated at home as it joins just three other teams in NFL history to accomplish the feat and becomes the first to do so since the 16-game schedule was instituted in 1978. In the game, Terrell Davis rushes for 178 yards to finish with 2,008 for the season and 6,413 for his career, overtaking Floyd Little (6,323) as the club's all-time leading rusher. He becomes just the fourth player in NFL history to rush for more than 2,000 yards in a season, joining Eric Dickerson (2,105 in 1984), Barry Sanders (2,053 in 1997) and O.J. Simpson (2,003 in 1973), and also sets Broncos single-season records for rushing attempts (392), rushing touchdowns (21), touchdowns (23), points scored (138), total yards from scrimmage (2,225) and 100-yard games (11). Davis is named NFL Most Valuable Player by the Associated Press and is a unanimous All-NFL selection along with tight end Shannon Sharpe. The Broncos set franchise single-season records for rushing touchdowns (26), passing touchdowns (32), total touchdowns (62), points scored (501), first downs (347), rushing yards (2,468), total yards (6,092), highest average gain per play (5.9), PATs made (58) and attempted (59) and punting average (46.2).

1999

JANUARY 9 — Denver defeats Miami 38-3 in an AFC Divisional Playoff Game at Mile High Stadium to win its fifth consecutive postseason contest. It is Denver's largest winning margin in the postseason, and the team sets postseason defensive records for rushing yards (14), rushing average (1.1) and points (3) allowed. Terrell Davis' 199 rushing yards represent the fourth-highest single-game total in NFL postseason history. **JANUARY 17** — Denver defeats the New York Jets 23-10 in the AFC Championship Game at Mile High Stadium to reserve its sixth Super Bowl trip, an AFC record. **JANUARY 31** — Denver defeats Atlanta 34-19 in Super Bowl XXXIII at Pro Player Stadium in Miami, Fla., to claim its second consecutive World Championship. Denver becomes just the sixth franchise in league history to win back-to-back Super Bowls, joining Green Bay (Super Bowls I and II), Miami (VII and VIII), Pittsburgh (IX and X; XIII and XIV), San Francisco (XXIII and XXIV) and Dallas (XXVII and XXVIII). John Elway is named Most Valuable Player of Super Bowl XXXIII, passing for 336 yards and a touchdown, and rushing for another score. Terrell Davis (102 yds.) sets an NFL record by rushing for 100 yards in his seventh consecutive postseason contest, and fullback Howard Griffith rushes for two touchdowns. Rod Smith's 80-yard touchdown reception from Elway stands as the second-longest play from scrimmage in Super Bowl history and defensive tackle Mike Lodish sets an NFL record by playing in his sixth Super Bowl (4 with Buffalo, 2 with Denver). Cornerback Darrien Gordon's 108 yards on two interception returns establish a Super Bowl record and also make him the Super Bowl career leader for interception-return yards. **FEBRUARY 1** — The Broncos return to Denver from Miami and are greeted by an estimated 375,000 fans lining a parade route that takes the team through downtown, along Broadway, to a rally at Civic Center Park. From the steps of the Denver City and County Building, Broncos players and coaches thank the fans for their support

Historical Highlights, cont.

and share the victory with them. Broncos owner Pat Bowlen, head coach Mike Shanahan, quarterback John Elway, running back Terrell Davis, Colorado Governor Bill Owens and Denver Mayor Wellington Webb address the crowd. **FEBRUARY 7** — The Broncos are represented in the annual AFC-NFC Pro Bowl in Honolulu by a franchise-record 10 players—safety Steve Atwater, running back Terrell Davis, kicker Jason Elam, quarterback John Elway, tackle Tony Jones, wide receiver Ed McCaffrey, center Tom Nalen, linebacker Bill Romanowski, guard Mark Schlereth and tight end Shannon Sharpe. Davis and Sharpe are unable to play in the game due to injury. **APRIL 10** — Chinese Premier Zhu Rongji visits the Paul D. Bowlen Memorial Broncos Centre as part of a nine-day U.S. tour to promote trade with China. The Premier requested the visit as one of the highlights of his trip, and said, "It is a pleasure to visit the home of the Broncos. They are the champions of American football." **MAY 2** — John Elway announces his retirement in a press conference at the Inverness Hotel and Golf Club in Englewood. **JUNE 6** — Broncos players, coaches and staff receive their Super Bowl rings in a private ceremony followed by a party at the Broadmoor in Colorado Springs, Colo. **AUGUST 7** — Denver defeats San Diego 20-17 in American Bowl '99 at Stadium Australia, in Sydney, Australia, site of the 2000 Summer Olympics. It is the first NFL game played on the Australian continent. **SEPTEMBER 13** — John Elway is inducted into the Denver Broncos Ring of Fame in a ceremony held at halftime of Denver's season-opening Monday night game vs. Miami. He is the 16th inductee into the prestigious group — the first since 1993 (Louis Wright) — and the first for whom the traditional five-year waiting period is waived. Elway's familiar No. 7 is also retired on this night, assuring that the number he wore for 16 brilliant seasons will never be worn again by a Bronco. **SEPTEMBER 26** — Broncos tight end Shannon Sharpe becomes the leading receiver in franchise history, catching five passes for 39 yards against Tampa Bay at Raymond James Stadium to surpass the previous standards held by Lionel Taylor (543-6,872). Sharpe finishes the day at 547 receptions and 6,897 yards. **OCTOBER 3** — Kicker Jason Elam becomes the Broncos' all-time leading scorer, surpassing Jim Turner (742 points) in Denver's game vs. the New York Jets at Mile High Stadium. Elam's seven points (2 field goals, 1 PAT) raise his career total to 748 points. **OCTOBER 17** — Denver has two players post 100 or more receiving yards in the same game for the first time in franchise history as Byron Chamberlain (123 yards) and Ed McCaffrey (116) both top the century mark in Denver's 31-10 defeat of Green at Mile High Stadium. **DECEMBER 19** — Denver linebacker Glenn Cadrez returns a fumble 37 yards for a touchdown in overtime to lift the Broncos over the Seattle Seahawks, 36-30. It is just the second overtime game in NFL history to be decided by a fumble return for a touchdown. In the contest, Jason Elam became the franchise's all-time leader in successful PATs and attempted field goals, passing Jim Turner in both categories.

2000

JANUARY 2 — Running back Olandis Gary sets franchise rookie rushing record by finishing the 1999 season with 1,159 yards on 276 carries. Also, wide receiver Rod Smith tops the 1,000-yard receiving mark for the third consecutive season—a franchise record—and rookie return man Chris Watson sets a franchise single-season record for kickoff returns (48) in Denver's season-finale vs. San Diego at Mile High Stadium. **FEBRUARY 6** — The Broncos are represented at the annual AFC-NFC Pro Bowl in Honolulu by center Tom Nalen, defensive tackle Trevor Pryce and fullback/special teams player Detron Smith. **MAY** — The Broncos conclude season ticket renewals and waiting list additions for 2000, leading to an anticipated 31st consecutive season of sellouts at Mile High Stadium. **SEPTEMBER 10** — The Broncos begin their final season of play at Mile High Stadium with a 42-14 win over Atlanta before a crowd of 75,466 in the home opener. **SEPTEMBER 17** — Broncos rookie running back Mike Anderson becomes just the ninth player in NFL history to rush for more than 100 yards in each of his first two NFL games, picking up 187 in a win at Oakland. He had 131 the previous week vs. Atlanta. **NOVEMBER 13** — Denver defeats Oakland 27-24 in the final *Monday Night Football* game at Mile High Stadium on a 41-yard field goal by Jason Elam as time expired. Overall, the Broncos were 16-6 in the 22 Monday night games played at Mile High from 1973-2000. **NOVEMBER 19** — The Broncos improve to 7-4 with the second-largest fourth-quarter comeback in franchise history, overcoming a 34-17 deficit to beat the San Diego Chargers 38-37. Quarterback Gus Frerotte, replacing the injured Brian Griese, broke Frank Tripucka's 38-year-old franchise passing record (447) with 462 passing yards and tied the team record with five touchdown passes. **DECEMBER 3** — Mike Anderson rushes for 251 yards in a 38-23 win at New Orleans to set an all-time NFL rookie rushing record for a single game. He also broke the franchise single-game rushing mark by posting the fourth best rushing day by any player in NFL history, and set a Broncos record with four touchdowns in the game. Jason Elam also set an NFL record, converting his 304th consecutive point-after attempt, breaking Norm Johnson's previous record of 303. **DECEMBER 23** — The Broncos play their final game ever at Mile High Stadium, defeating San Francisco 38-9 before the second-largest crowd in the stadium's history, 76,098. It was the largest crowd ever for a Broncos regular season game, and those in attendance were treated to an outstanding performance from the home team on this historic day. The Broncos set franchise single-season records for passing yards (4,243) and total yards (6,554) with the latter figure ranking fifth in NFL history. Ed McCaffrey and Rod Smith each hit the 100-catch mark for the season—becoming just the second pair of teammates to do so in the same season in NFL history—with McCaffrey (101) breaking Lionel Taylor's 39-year old franchise record (100) while Smith ties it. Smith shatters the club record with 1,602 receiving yards for the season. Running back Mike Anderson sets franchise rookie rushing records with 1,487 yards and 15 touchdowns for the season.

2001

FEBRUARY 4 — The Broncos are represented at the annual AFC-NFC Pro Bowl in Honolulu by quarterback Brian Griese, center Tom Nalen, defensive tackle Trevor Pryce and wide receiver Rod Smith. Griese and Nalen are unable to play because of injuries. **MAY** — The Broncos conclude season ticket renewals and waiting list additions for 2001, leading to an anticipated 32nd consecutive season of home sellouts, in their first season at INVESCO Field at Mile High. **AUGUST 25** — The Broncos play their first preseason game at INVESCO Field at Mile High vs. the New Orleans Saints, winning 31-24. **SEPTEMBER 10** — The Broncos officially christen INVESCO Field at Mile High with a season-opening 31-20 win over the New York Giants on *Monday Night Football*. The game is marred only by the broken left leg suffered by wide receiver Ed McCaffrey and further put out of the spotlight the next morning by the terrorist attacks on the United States. **SEPTEMBER 23** — Wide receiver Rod Smith sets a team record with 14 receptions in a 38-17 win at Arizona. **OCTOBER 7** — Cornerback Deltha O'Neal ties an NFL record by becoming the 18th player in league history (19th time) to intercept four passes in one game in Denver's 20-6 defeat of Kansas City at INVESCO Field at Mile High. He joins former Broncos Austin "Goose" Gonsoulin (1960) and Willie Brown (1964) on that list. **NOVEMBER 5** — Kicker Jason Elam becomes one of just 30 players in NFL history to score 1,000 career points, converting four field goals in a 38-28 loss at Oakland on *Monday Night Football*. His second field goal also accounts for the 20,000th point scored in the history of *Monday Night Football*. **NOVEMBER 22** — The Broncos defeat the Dallas Cowboys 26-24 at Texas Stadium on Thanksgiving Day, marking the club's first Thanksgiving Day appearance since 1990.

2002

JANUARY 28 — Ted Sundquist is promoted to general manager after six years as director of college scouting. **FEBRUARY 4** — The Broncos are represented in the annual AFC-NFC Pro Bowl in Honolulu by tight end Dwayne Carswell, kicker Jason Elam, linebacker/special teams player Ian Gold, cornerback Deltha O'Neal, defensive tackle Trevor Pryce, wide receiver Rod Smith and linebacker Al Wilson. Pryce and Smith are unable to play because of injuries. **MAY** — The Broncos conclude season ticket renewals and waiting list additions for 2002, leading to an anticipated 33rd consecutive season of home sellouts. **OCTOBER 20** — Tight end Shannon Sharpe sets an NFL record for a tight end and a franchise receiving record with 214 receiving yards on 13 receptions, including two touchdowns, in Denver's 37-34 come-from-behind overtime win at Kansas City. **DECEMBER 15** — Rookie running back Clinton Portis ties a Broncos record by becoming just the second player in franchise history to score four touchdowns in a game. He scores three times by rush and once receiving in Denver's 31-24 win over Kansas City at INVESCO Field at Mile High. **DECEMBER 29** — Running back Clinton Portis closes his rookie season with a 228-yard rushing effort in a win vs. Arizona at INVESCO Field at Mile High to finish the season with a franchise rookie-record 1,508 rushing yards, the fifth-best rushing season by a rookie in NFL history. His 228 rushing yards tie for the best effort in the NFL in 2002 and tie for the fourth-most by a rookie in a single game in NFL history. Additionally, Portis' two touchdowns on the day give him 17 for the season (15 rushing, 2 receiving), tied for third-most by a rookie in NFL history. For the season, he also posts the second-best yards-per-carry average (5.52) for a rookie in league history.

2003

JANUARY 7 — Running back Clinton Portis is named NFL Offensive Rookie of the Year by the Associated Press. He is the third Bronco to be named either offensive or defensive Rookie of the Year, joining running back Mike Anderson (2000) and linebacker Mike Croel (1991). **JANUARY 20** — Larry Coyer is promoted from linebackers coach to defensive coordinator. **FEBRUARY 2** — The Broncos are represented in the annual AFC-NFC Pro Bowl in Honolulu by defensive end Trevor Pryce and linebacker Al Wilson. **MARCH 17** — The Broncos announce that the club will hold training camp in 2003 at its permanent facility in Dove Valley in suburban Denver after 21 years at the University of Northern Colorado in Greeley. **APRIL 18** — Construction begins at the Broncos' Dove Valley training complex on a third outdoor practice field, to feature a FieldTurf™ artificial surface. **MAY** — The Broncos conclude season ticket renewals and waiting list additions for 2003, leading to an anticipated 34th consecutive season of home sellouts. **JUNE 10** — Crews begin to install FieldTurf™ surface on new third practice field, initiating a two-week installation process. **JULY 24** — The Broncos open training camp at the Paul D. Bowlen Memorial Broncos Centre, the first training camp to be held at the team's permanent training facility in suburban Denver. **NOVEMBER 16** — Wide receiver Rod Smith returns a punt 65 yards for a touchdown vs. San Diego. Coupled with Deltha O'Neal's 57-yard punt return for a score in the Broncos previous game vs. New England (Nov. 3), the Broncos become the first team in NFL history to have a different player return a punt for a touchdown in back-to-back games. **DECEMBER 14** — Jason Elam scores his 1,300th career point, reaching that milestone in fewer games than any player in NFL history (170). **DECEMBER 21** — The Broncos defeat Indianapolis 31-17 at the RCA Dome in an ESPN-televised Sunday night game to clinch the organization's first playoff berth since the 2000 season. In the game, Rod Smith passes Terrell Davis (8,887 yards) for the most career total yards from scrimmage by a Bronco, and Shannon Sharpe passes Henry Ellard (814) for ninth place on the all-time NFL receptions list.

2004

JANUARY 31 — John Elway is elected to the Pro Football Hall of Fame in his first year of eligibility, becoming the first Bronco in the Hall to have played his entire career with the team. Elway joins Bob Brown, Carl Eller and Barry Sanders in the Hall of Fame's Class of 2004 with enshrinement scheduled for Aug. 8. **FEBRUARY 8** — The Broncos are represented in the annual AFC-NFC Pro Bowl in Honolulu by center Tom Nalen, running back Clinton Portis and linebacker Al Wilson. **MID-FEBRUARY** — Construction begins on a $4 million renovation and expansion project to upgrade the team's headquarters, the Paul D. Bowlen Memorial Broncos Centre, in suburban Denver. Included in the project is a new strength and conditioning center that houses the team's weight room, an indoor conditioning area and a new home for the field-maintenance department. The new weight room is approximately 9,000 square feet in size, nearly three times the size of the previous weight room. Also included in the renovation projected is an expanded training room and a cafeteria that seats approximately 120. **MAY** — The Broncos conclude season ticket renewals and waiting list additions for 2004, leading to an anticipated 35th consecutive season of home sellouts. **JULY** — The $4 million renovation and expansion of the team's permanent training facility is completed in time for the opening of training camp. **SEPTEMBER 24** — Mike Shanahan becomes one of an elite group of coaches to post 100 total wins in their first 10 seasons with one club with Denver's 23-13 triumph over San Diego. **OCTOBER 10** — Reuben Droughns' 193 rushing yards against Carolina mark the most by a Broncos player in his first start at running back and the ninth-highest regular-season game total in franchise history (10th most in any game). **NOVEMBER 7** — After a three-catch, 29-yard, one-touchdown performance against Houston, wide receiver Rod Smith passes Shannon Sharpe to become the franchise leader in receptions and touchdown receptions passing Sharpe's totals of 675 and 55, respectively. **DECEMBER 5** — Kicker Jason Elam, in his 184th outing, against San Diego becomes the fastest NFL player to eclipse the 1,400-point plateau, reaching the milestone faster than Nick Lowery's mark of 203 contests. **DECEMBER 25** — On Christmas night, the Broncos defeat the Tennessee Titans 37-16 in Nashville, earning Shanahan his 100th regular-season win as Broncos head coach.

2005

JANUARY 2 — Quarterback Jake Plummer brings his final season passing yards total to a franchise-record 4,089 yards in the regular-season finale against Indianapolis. In the same game, he ties John Elway's franchise record with 27 touchdown passes in a single season. Linebacker D.J. Williams becomes the first rookie in franchise history to lead the team in tackles with 114. The Broncos' offense yields a franchise-low 15.0 sacks, marking the third-fewest in the NFL for the year. The team earns its second consecutive trip to the postseason. **FEBRUARY 13** — Newcomers John Lynch and Champ Bailey both play in the Pro Bowl. **MARCH** — The renovation of the locker room at the team's headquarters, the Paul D. Bowlen Memorial Broncos Centre, is complete. **MAY** — The Broncos conclude season ticket renewals and waiting list additions for 2005, leading to an anticipated 36th consecutive season of home sellouts. **SEPTEMBER 26** — Wide receiver Rod Smith becomes the first undrafted player in NFL history to reach 10,000 career receiving yards with a 19-yard catch from Jake Plummer in the third quarter of a home *Monday Night Football* game against the Chiefs. **OCTOBER 16** — The Broncos tie an NFL record by not committing a turnover for the fourth consecutive game during their victory against New England. **NOVEMBER 24** — Jake Plummer's streak of consecutive passes without an interception ends at 229 attempts with a second-quarter interception at Dallas in the Broncos' 24-21 overtime win against the Cowboys on Thanksgiving Day. Plummer's 229 attempts without an interception lasted eight complete games and 34 quarters and was the fourth-longest in the NFL since 1996. **DECEMBER 11** — Mike Shanahan becomes the Broncos' all-time leader in career victories, collecting his 118th career win with Denver's 12-10 win against Baltimore at INVESCO Field at Mile High. Champ Bailey records an interception for the fifth consecutive game, setting a franchise record. **DECEMBER 17** — With a win at Buffalo, the Broncos clinch a playoff berth for the third consecutive season, tying for the longest streak of consecutive postseason appearances in franchise history. **DECEMBER 24** — The Broncos defeat the Oakland Raiders 22-3 on Dec. 24 at INVESCO Field at Mile High to post a perfect home record (8-0) for

Historical Highlights, cont.

the fifth time in team history. The win also clinched the club's 10th division title and first since the 1998 season as well as the No. 2 seed in the AFC Playoffs. **DECEMBER 31** — Denver concludes the regular season with a 23-7 win at San Diego, putting the team's record at 13-3 to tie for the second-most wins in a season in franchise history. The Broncos finish the year with their second consecutive No. 5 NFL ranking in overall offense (360.4 ypg.) and post the second-highest rushing total (2,539 yds.) in club annals. Denver's run defense ranks second in the NFL (85.2 ypg.) and records the third-best single-season mark in team history. The Broncos finish the year ranked second in the NFL with a +20 turnover ratio and set a franchise record with a league-low 16 giveaways. Wide receiver Rod Smith totals his eighth 1,000-yard receiving season (1,105 yds.). The Broncos become only the third team in NFL history to have two 900-yard rushers (Mike Anderson, Tatum Bell), a 1,000-yard receiver (Rod Smith) and a 3,000-yard passer (Jake Plummer) in the same season.

2006

JANUARY 14 — The Broncos defeat the Patriots 27-13 in an AFC Divisional Playoff Game to mark the club's first postseason victory at INVESCO Field at Mile High and propel the team to the AFC Championship Game. The win, which was Denver's first in the postseason since defeating Atlanta to capture Super Bowl XXXIII on Jan. 31, 1999, ended the Patriots' NFL-record 10-game postseason winning streak and halted the title hopes of the two-time defending Super Bowl champions. Kicker Jason Elam becomes Denver's all-time postseason leader in points and field goals against the Patriots. In addition, the win gave Head Coach Mike Shanahan more postseason victories (8) than any coach in Broncos history. **JANUARY 22** — The Broncos host the Steelers in the AFC Championship Game at INVESCO Field at Mile High but lose 34-17, marking the club's first home loss in a conference championship game (4-1). **FEBRUARY 12** — Cornerback Champ Bailey, safety John Lynch, wide receiver Rod Smith and linebacker Al Wilson play in the Pro Bowl. Quarterback Jake Plummer was selected to play in the all-star game as an alternate but was unable to participate due to an injury. **FEBRUARY 22** — The Broncos extended the contract of General Manager Ted Sundquist through the 2008 season with an option for the 2009 campaign. **APRIL 29** — On the first day of the 2006 NFL Draft, the Broncos acquire the 11th overall pick from St. Louis (in exchange for the 15th overall pick and a 2006 third-round choice) and select highly touted Vanderbilt quarterback Jay Cutler. **MAY** — The Broncos conclude season ticket renewals and waiting list additions for 2006, leading to an anticipated 37th consecutive season of home sellouts. **SEPTEMBER 10** — In the Broncos' season opener at St. Louis, wide receiver Rod Smith becomes the 15th player in NFL history to record 800 career receptions. **OCTOBER 9** — Head Coach Mike Shanahan coaches his 200th career regular season game against Baltimore on *Monday Night Football* as the Broncos defeat the Ravens 13-3. Shanahan's 125 wins through his first 200 games tie for the third most by a coach in the Super Bowl era (since 1966). **OCTOBER 22** — By allowing only one touchdown in its 17-7 win at Cleveland, Denver becomes the first team since the 1934 Detroit Lions to allow two or fewer touchdowns through its first six games of a season. **NOVEMBER 5** — The Broncos play their 700th all-time regular season game at Pittsburgh and defeat the Steelers 31-20. **NOVEMBER 23** — The Broncos visit the Chiefs on Thanksgiving Night in the first-ever game broadcast live by NFL Network but suffer a 19-10 loss to Kansas City. **NOVEMBER 27** — Rookie Jay Cutler is named the Broncos' starting quarterback by Head Coach Mike Shanahan at a Monday press conference, replacing Jake Plummer. **DECEMBER 3** — Jay Cutler makes the first start of his career in a *Sunday Night Football* game against Seattle at INVESCO Field at Mile High. He completes 10-of-21 passes for 143 yards with two touchdowns and two interceptions as Denver loses to the Seahawks, 23-20. **DECEMBER 24** — With two touchdown passes against Cincinnati, Jay Cutler becomes the first rookie in NFL history to throw multiple touchdown passes in each of his first four games. **DECEMBER 31** — Denver concludes the regular season with a 26-23 overtime loss at home to San Francisco, ending the club's three-year streak of advancing to the playoffs. The Broncos finish the year with a 9-7 record, marking their fifth consecutive year with a winning record to tie for the longest such streak in franchise history. Cornerback Champ Bailey ties for the NFL lead with 10 interceptions, the second-highest total in franchise history, and leads the league with 11 takeaways as he finishes second in voting for NFL Defensive Player of the Year (Associated Press). Quarterback Jay Cutler posts the second-highest touchdown percentage (6.6) among NFL rookies since 1970 (min. 125 attempts). Running back Tatum Bell records the first 1,000-yard rushing season of his career with 1,025 rushing yards while running back Mike Bell posts the fourth-highest rushing total (677) by any undrafted rookie in the NFL since 1967. Kicker Jason Elam sets a franchise single-season record for field-goal accuracy (93.1%) by connecting on 27-of-29 attempts. Denver sets a franchise record for a 16-game season by committing only 67 penalties for a club all-time low of 478 yards.

2007

JANUARY 1 — Cornerback Darrent Williams, a 2005 second-round draft choice by the Broncos, dies at age 24. The entire football team travels by charter flight to Fort Worth, Texas, to attend his funeral on January 6. **FEBRUARY 10** — Cornerback Champ Bailey and safety John Lynch play in the Pro Bowl while linebacker Al Wilson, selected to the all-star game, does not play because of a thumb injury. **FEBRUARY 24** — Running back Damien Nash, a second-year player who completed his first season with the Broncos in 2006, dies at age 24. A large contingent of his teammates attends his funeral in St. Louis on March 5. **APRIL 10** — Broncos President and CEO Pat Bowlen is inducted into the Colorado Sports Hall of Fame. **APRIL 12** — Broncos safety John Lynch is named winner of the National Football League Players Association's Byron "Whizzer" White Award. **MAY** — The Broncos conclude season ticket renewals and waiting list additions for 2007, leading to an anticipated 38th consecutive season of home sellouts. **SEPTEMBER 23** — Terrell Davis is inducted into the Denver Broncos Ring of Fame in a ceremony held at halftime of Denver's game against Jacksonville. He is the 21st inductee into the prestigious group. **NOVEMBER 19** — In front of a national television audience on *Monday Night Football*, the Broncos score four touchdowns of at least 40 yards (2 pass, 1 rush, 1 punt return) in the same game for the first time in club history en route to defeating Tennessee 34-20. **DECEMBER 31** — The Broncos conclude their 2007 season with a 7-9 record following their 22-19 overtime victory at home against Minnesota. Denver's 7-9 record ended its club-record tying seven-year streak of posting at least a .500 winning percentage. Kicker Jason Elam's 30-yard field goal in overtime proves to be the game winner, making him the NFL's first kicker since the 1970 NFL merger to convert four game-winning walk-off field goals in the same year. Wide receiver Brandon Marshall totals his third 10-catch game (114 yds., 1 TD) in the last four weeks and finishes the year with the third-most receptions (102) by a second-year player in NFL history while posting the second and third-best respective single-season outputs for catches and receiving yards (1,325) by a Bronco in club annals. Selvin Young becomes the first undrafted player ever to lead Denver in rushing, posting the third-most rushing yards (729) by an undrafted rookie in NFL history.

2008

JANUARY 11 — Joe Ellis is promoted to Chief Operating Officer for the Broncos. Ellis spent the previous 10 seasons as the Broncos' Executive Vice President of Business Operations. **FEBRUARY 2** — Tackle Gary Zimmerman is elected to the Pro Football Hall of Fame and joins John Elway as the second player who spent a primary portion of his career with the Broncos to be honored by the Hall. Zimmerman is joined in his class by Fred Dean, Darrell Green, Art Monk, Emmitt Thomas and Andre Tippett with enshrinement ceremonies scheduled for Aug. 2. **FEBRUARY 10** — Cornerback Champ

Bailey and safety John Lynch both start in the Pro Bowl with both players making their fourth consecutive all-star appearances. Bailey's eight career Pro Bowl selections tie for the second most by a cornerback in NFL history while Lynch's nine career all-star selections rank second among safeties in league annals. **FEBRUARY 15** — Wide receiver Rod Smith, the Broncos' all-time leading receiver who spent the entire 2007 campaign on the physically unable to perform list due to a hip injury, is placed on the reserve/retired list. **FEBRUARY 19** — Bob Howsam, the founding owner of the Broncos who brought professional football to Denver, passes away. He helped form the American Football League in 1959 and also spearheaded the construction of Bears Stadium, which was later expanded to become Mile High Stadium. **MAY 6** — Jim Goodman is promoted to Vice President of Football Operations/Player Personnel for the Broncos. **MAY** — The Broncos conclude season ticket renewals and waiting list additions for 2008, leading to an anticipated 39th consecutive season of home sellouts. **SEPTEMBER 14** — In a 39-38 win over San Diego, the Broncos become just the third team in NFL history to give up the opportunity for a tie and win a game with a two-point conversion. Wide receiver Brandon Marshall's 18 receptions are a franchise record and tie for the second-highest single-game total in NFL history. **NOVEMBER 6** — With their 34-30 comeback win at Cleveland on *Thursday Night Football*, the Broncos become just the second original AFL team to reach 400 overall victories. **DECEMBER 28** — Denver concludes the 2008 season with an 8-8 record following a 52-21 loss at San Diego in a game that decided the AFC West champion. Quarterback Jay Cutler's 4,526 passing yards for the year were a club single-season record and made him just the third player in league history with three years' experience or less to reach the 4,500-yard passing mark. With 104 catches, wide receiver Brandon Marshall becomes just the second Bronco in club history with consecutive 100-reception outputs. Wide receiver Eddie Royal posts the second-most receptions (91) by a rookie in NFL history. The Broncos set a club record and tie for the NFL lead in fewest sacks allowed (12). **DECEMBER 30** — Mike Shanahan is relieved from his position as Executive Vice President of Football Operations/Head Coach of the Broncos. Shanahan guided Denver to consecutive Super Bowl victories in 1997-98 along with seven postseason berths and finished his 14-year head coaching career as the franchise's all-time winningest coach with a 146-91 (.616) overall record.

2009

JANUARY 12 — Josh McDaniels is introduced as the 12th head coach in Broncos history after spending eight seasons on the coaching staff of the New England Patriots, helping the club win three Super Bowl titles. **FEBRUARY 8** — Quarterback Jay Cutler, wide receiver Brandon Marshall and center Casey Wiegmann play in the Pro Bowl. **FEBRUARY 12** — Brian Xanders is promoted to general manager after spending the 2008 season as Denver's assistant general manager. **APRIL 2** — The Broncos acquire quarterback Kyle Orton along with a first-round pick in 2009 and '10 as well as a third-round pick in '09 from the Bears in exchange for quarterback Jay Cutler and a fifth-round pick in '09. **MAY** — The Broncos conclude season ticket renewals and waiting list additions for 2009, leading to an anticipated 40th consecutive season of home sellouts. **MAY 12** — Tight end Shannon Sharpe is elected as the 22nd member of the Broncos Ring of Fame. **SEPTEMBER 13** — Denver kicks off its 50th season of professional football as one of eight original American league teams. With Denver trailing Cincinnati 7-6 with 28 seconds to play in their season opener, Kyle Orton's pass intended for Brandon Marshall is tipped by a Bengals defender into the hands of Broncos wide receiver Brandon Stokley, who races 62 yards down the left sideline for the game-winning score. In all, the 87-yard touchdown marked the longest game-winning touchdown from scrimmage in the final minute of the fourth quarter of a game in NFL history. Josh McDaniels earns his first victory as an NFL head coach. **SEPTEMBER 20** — Sharpe is inducted into the club's Ring of Fame in a halftime ceremony during Denver's regular-season home opener against Cleveland. Outside linebacker/defensive end Elvis Dumervil ties a club record with four sacks against the Browns. **OCTOBER 11** — The Broncos don their "throwback" uniforms from the 1960-61 seasons in a 20-17 overtime win over New England: The team wore mustard gold jerseys with brown pants, vertically-striped brown and gold socks and brown helmets with numbers on the sides. **OCTOBER 19** — Wide receiver Eddie Royal returns a kickoff (93 yds.) and punt (71 yds.) for a touchdown in Denver's 34-23 win at San Diego to help the Broncos improve to 6-0 on the season. It marked just the 11th time in NFL history (6th since the merger) that a player accomplished that feat in a game. The 6-0 start tied McDaniels for the third best start by a rookie head coach since 1930 as he joined Red Miller (1977) as only the second head coach in Denver history to win his first six games with the club. **DECEMBER 13** — Wide receiver Brandon Marshall sets an NFL record with 21 receptions (200 yds.) in a 28-16 loss at Indianapolis. **DECEMBER 27** — Dumervil records two sacks in Denver's 30-27 loss at Philadelphia to set a Broncos single-season sack record (17).

2010

JANUARY 3 — Denver concludes its 50th season with an 8-8 record following a 44-24 loss to the Kansas City Chiefs. **JANUARY 31** — Cornerback Champ Bailey, tackle Ryan Clady, safety Brian Dawkins, outside linebacker/defensive end Elvis Dumervil and wide receiver Brandon Marshall play in the Pro Bowl. **FEBRUARY 6** — Running back Floyd Little is elected to the Pro Football Hall of Fame, joining John Elway (1983-98) and Gary Zimmerman (1993-97) as one of three Pro Football Hall of Famers who spent a primary portion of their career with the Broncos. Little joins Russ Grimm, Rickey Jackson, Dick LeBeau, John Randle, Jerry Rice and Emmitt Smith in the Hall of Fame Class of 2010 with enshrinement scheduled for Aug. 7. **MAY** — The Broncos conclude season ticket renewals and waiting list additions for 2010, leading to an anticipated 41st consecutive season of home sellouts. **SEPTEMBER 20** — Wide receiver Kenny McKinley dies at age 23; th eteam wears McKinley's No. 11 jersey emblem in remembrance for the rest of the season. **OCTOBER 31** — The Broncos play their first regular-season game on foreign soil when they drop a 24-16 decision to the San Francisco 49ers in London as part of the NFL's International Series. **DECEMBER 6** — Josh McDaniels is releived of his duties as head coach of the Broncos. Eric Studesville, who tutored the running backs in his first season with the Broncos, takes over as the interim head coach for the season's final four games. **DECEMBER 19** — Rookie quarterback Tim Tebow makes his first career start in a 39-23 loss against Oakland, finsihing with the highest passer rating (100.5 / 8-of-16, 138 yds., TD) by a Broncos rookie making his first NFL start and adding 78 yards rushing to mark the third-highest rushing total by a Broncos quarterback in team history. **DECEMBER 27** — Wide receiver Brandon Lloyd is named to his first career Pro Bowl. The ninth-year pro finished the season as the first player in team history to lead the NFL in receiving yards (1,448), while also setting career highs in receptions (77), receiving average (18.8) and receiving touchdowns (11).

2011

JANUARY 2 — Denver concludes the regular seaosn with a 4-12 record after a 33-28 loss to San Diego at INVESCO Field at Mile High. **JANUARY 5** — Hall of Fame quarterback John Elway is named Executive Vice President of Football Operations and Joe Ellis is appointed as President of the Broncos. **JANUARY 13** — John Fox is named the 14th head coach in team history after spending the previous nine years at the helm of the Carolina Panthers, where he led the team to two NFC South titles and an appearance in Super Bowl XXXVIII. **JANUARY 27** — Cornerback Champ Bailey was selected to his 10th career Pro Bowl, passing Hall of Famer Mike Haynes for the most Pro Bowls in NFL history at the cornerback position. **JANUARY 31** — Longtime college svcout Cornell Green is named AFC Scout of the Year by the Fritz Pollard Alliance. **FEBRUARY 5** — Tight end Shannon Sharpe is elected to the Pro Football Hall of Fame, joining Richarf Dent, Marshall Faulk, Chris Hanburger, Les Richter, Ed Sabol and Deion Sanders in the Hall of Fame Class of 2011 with enshrinemt scheduled for Aug. 6. **FEBRUARY 25** — Head Athletic Trainer Steve "Greek" Antonopulos is honored as the 2011 Fain-Cain Menorial Award recipient at the NFL Physicians Society Scientific Meeting in Indianapolis.

ALL-TIME LOGOS

1960-61

1962-67

1968-96

1997-Pres.

ALL-TIME HELMETS

1960-61

1962-66

1967

1968-1996

1997-Pres.

ALL-TIME UNIFORMS

1960-61

1962-64

1965-66

1967

1968-96

1997-Pres. (Home)

1997-Pres. (Away)

Note: Uniforms worn from 1968-96 had minor sock and jersey design variations in several seasons from the one displayed, which reflects the exact uniform worn in the late 1980s.

The Denver Broncos' Pledge to Community Development

CHAMPIONS IN THE COMMUNITY

*The Denver Broncos strive to improve the lives of Coloradoans through **youth**, **health**, **hunger** and **homeless relief** initiatives.*

YOUTH PROGRAMS

YOUTH FOOTBALL

The Denver Broncos are committed to promoting and supporting youth football throughout Colorado. In the spring of 2009, Denver Public Schools kicked off an academic-based tackle football program—Futures Football—for all 32 DPS middle schools. Ten teams were formed corresponding to the 10 DPS high schools with each team being coached by that high school's football staff. The Broncos hosted the awards banquet at the end of the 2011 season at INVESCO Field at Mile High that featured Broncos alum Ebenezer Ekuban as the keynote speaker. Funding for the highly successful program was provided by the Denver Broncos, NFL Charities and the NFL Youth Football Fund. During the summer of 2011, the Broncos partnered with the NFL on a free High School Player Development Camp. In addition, the Broncos hosted the eighth annual Broncos Bowl in August 2011. Held at INVESCO Field at Mile High, Broncos Bowl is a preseason celebration of youth football that kicks off the youth seasons with an invitation to teams from across the state to scrimmage one another in a Broncos gameday atmosphere. The Broncos also have established a yearly grant in partnership with the NFL Youth Football Fund that is awarded to a grassroots field development or refurbishment available to Colorado communities striving to improve the conditions and opportunities for youth football and its players.

DENVER BRONCOS BOYS AND GIRLS CLUB

The Denver Broncos Boys and Girls Club was established in August 2003 with a $1.2 million investment over a minimum of five years—a commitment that was extended five more years in 2008. Currently, the Club's membership has swelled to capacity with more than 1,500 members and an average nightly attendance of more than 200 children. On May 29, 2008, the Darrent Williams Memorial Teen Center was opened (shown above) to serve as a much-needed expansion of the existing Club. Transcending the mere monetary contribution, the Broncos have committed to integrating community programs and player visits to the Club's operations, truly building upon a legacy of investment. An additional facet of that commitment is to continually develop and sustain programming that reaches members of all eight Boys and Girls Clubs of metro Denver.

HUNGER AND HOMELESSNESS



DENVER BRONCOS YOUTH CENTER AT THE CROSSING

In June 2006, the Denver Broncos granted the Denver Rescue Mission $150,000 over three years for its new transitional housing facility, The Crossing. The Crossing is home to the Family Rescue Ministry program that assists moving homeless, working and refugee families into permanent housing as well as the New Life Program for men looking to improve their lives. The Broncos' grant is designated to fund a 'family room' as part of the Denver's Road Home project as well as the Denver Broncos Youth Center that serves as an educational and recreational place for children of all ages residing at the facility. The Broncos continue to work with the Denver Rescue Mission on Broncos Tackle Hunger, an annual holiday party and other programs to benefit the children of the Denver Broncos Youth Center.

HEALTH PROGRAMS

INNER CITY HEALTH CENTER

The Denver Broncos are proud to have supported the capital campaign for Inner City Health Center's new facility at 3800 York Street in Denver. Inner City Health Center, which opened the doors to its new facility in January 2009, is a private, nonprofit, volunteer-based clinic that provides medical and dental care to the poor and uninsured. The new facility will provide much more space for both its medical and dental services.

DRIVE FOR LIFE

Since 1998, the Denver Broncos' community blood drive, Drive for Life, has been held on a Tuesday during the football season at INVESCO Field at Mile High. Working in conjunction with Bonfils Blood Center, Drive for Life has become the largest single-day blood drive in the history of Colorado and one of the largest in the nation. In 2010, the Drive had 1566 blood donors of which 205 were first time donors. The National Bone Marrow Registry program was also successful in registering 106 potential marrow donors to the Be The Match Registry. Finally, the Broncos Country Donor Club was a new element of Drive for Life that was established in 2007 to reward first-time Drive for Life donors who continued to contribute throughout the year with special incentives after each donation. More than 45 blood donors completed this program. They were recognized on field in a celebration on December 26th, 2010.

Walter Payton NFL Man of the Year

Each season, the Denver Broncos are proud to honor a nominee for the annual Walter Payton NFL Man of the Year award, given to the player who best provides leadership for his teammates on the gridiron and his fellow citizens in the community. Linebacker and Team Captain Wesley Woodyard was the Broncos' Walter Payton NFL Man of the Year nominee for 2010. Woodyard regularly supports Boys & Girls Clubs of Metro Denver and Tennyson Center for children in the Denver area.

Ed Block Courage Award

The Ed Block Courage Award is named in honor of Ed Block, the long-time head athletic trainer of the Baltimore Colts who was a pioneer in his profession and a respected humanitarian.

Offensive lineman Ryan Clady was voted by his teammates as the Broncos' 2010 winner after recovering from an offseason knee injury to start all 16 games for Denver to increase his career starting streak to 48 games since he entered the NFL in 2008 as Denver's No. 12 overall draft pick.

Previous Broncos Winners (Since 1984)

Player	Year	Player	Year
Ryan Clady	2010	Ed McCaffrey	1996
Brian Dawkins	2009	Dave Wyman	1995
Marquand Manuel	2008	Rondel Jones	1994
John Engelberger	2007	Simon Fletcher	1993
Louis Green	2006	Dennis Smith	1992
Dwayne Carswell	2005	John Elway	1991
Dan Neil	2004	Keith Kartz	1990
Tom Nalen	2003	Rick Dennison	1989
Keith Burns	2002	Gerald Willhite	1988
Terrell Davis	2001	Dennis Smith	1987
John Mobley	2000	Rubin Carter	1986
Rod Smith	1999	Rulon Jones	1985
Tony Jones	1998	Keith Bishop	1984
Steve Atwater	1997		

Darrent Williams Good Guy Award

The Darrent Williams Good Guy Award was created in the memory of former Broncos cornerback Darrent Williams, who passed away on Jan. 1, 2007, after completing his second season with the team. The award, voted upon by local media, is given annually to the Bronco who best exemplifies Williams' enthusiasm, cooperation and honesty while dealing with members of the press.

Linebacker Mario Haggan was named the recipient of the Darrent Williams Good Guy Award in recognition of his work with the media during the 2010 season.

All-Time Broncos Winners (Since 2007)

Player	Year
Mario Hagan	2010
Elvis Dumervil	2009
Ebenezer Ekuban	2008
John Lynch	2007

Broncos Team Award Winners

MVP — Earl Hartman Award

	OFFENSE	DEFENSE	SPECIAL TEAMS
1995	Terrell Davis	Steve Atwater	Glyn Milburn
1994	John Elway	Steve Atwater	Ray Jacobs
1993	John Elway	Simon Fletcher	Reggie Rivers
1992	John Elway	Simon Fletcher	Keith Traylor
1991	John Elway	Dennis Smith	Alton Montgomery
1990	Bobby Humphrey	Steve Atwater	Kevin Clark
1989	Bobby Humphrey	Dennis Smith	David Treadwell
1988	John Elway/ Sammy Winder	Simon Fletcher	Ken Bell
1987	John Elway	Karl Mecklenburg	Ken Bell
1986	John Elway	Mike Harden	Darren Comeaux
1985	John Elway	Rulon Jones	Daniel Hunter
1984	Steve Watson	Louis Wright	Ken Woodard
1983	Steve Watson	Randy Gradishar	Ken Woodard
1982	Billy Bryan	Louis Wright	Rob Lytle/ Rick Upchurch
1981	Steve Watson	Bob Swenson	Jim Ryan
1980	Billy Bryan	Randy Gradishar	Fred Steinfort
1979	Craig Morton	Bob Swenson	Larry Canada
1978	Riley Odoms	Randy Gradishar	Maurice Harvey
1977	Craig Morton	Tom Jackson	Rick Upchurch
1976	Riley Odoms	Tom Jackson	Rick Upchurch
1975	Bobby Maples	Lyle Alzado	Jim Turner
1974	Otis Armstrong	Tom Jackson	Ken Criter
1973	Charley Johnson	Paul Smith	

Bob Peck Memorial Award (Most Inspirational)

1995	Michael Dean Perry
1994	Shannon Sharpe
1993	Dennis Smith
1992	Dennis Smith
1991	Kenny Walker
1990	Keith Kartz
1989	Marc Munford
1988	Keith Bishop/Billy Bryan
1987	Keith Bishop
1986	Tom Jackson
1985	Tom Jackson
1984	Tom Jackson
1983	Tom Jackson
1982	Tom Jackson
1981	Tom Jackson

Bob Martin Award (For Cooperation with the Media)

1995	Lionel Washington
1994	Shannon Sharpe
1993	Tyrone Braxton
1992	Reggie Rivers
1991	Greg Kragen
1990	Mark Jackson

The Denver Broncos Cheerleaders

In 2010, the members of the Denver Broncos cheerleading squad divided more than 1,500 hours of civic involvement among 100 Colorado organizations. Many associations, including Craig Hospital, Children's Hospital, Kempe Foundation, Denver Rescue Mission and Race for the Cure, were supported and visited by members of last year's team. For the 2010 season, the squad will continue to promote community involvement as its primary commitment, including the third annual Race to Keep Kids on Track featuring the Broncos Cheerleaders racing in high-speed go-karts to raise money for at-risk youth.

Since 2003, members of the Denver Broncos cheerleaders have toured military bases in Egypt, Cuba, Iraq, Afghanistan, Italy, Guam, Hawaii, Kwajaleim, Japan and Australia performing their 90-minute show to boost the troops' morale and thank them for their service to our country. In 2010, they traveled to Germany, Turkey, Greece, Egypt and twice to Iraq.

Entering their 19th season, the Denver Broncos cheerleaders are one of the premier teams in the National Football League. The Broncos brought cheerleaders back in 1993 after a 17-year absence and are proud of the work the team does both on the field and, more importantly, in the community.

The Broncos' cheerleaders are selected through auditions held each spring.

In 2011, more than 200 women tried out for the 26 available positions. Auditions focus primarily on dance ability; However, appearance, personal accomplishments and community involvement also are contributing factors.

Known for their distinctive western uniforms, the cheerleaders wear long leather chaps and jackets in the fall months, skiwear for cold games and a more traditional cheerleading leather skirt and vest in the summer months. The three uniform changes give the group flexibility with the rapidly changing Colorado weather.

In 2011, the cheerleaders will have a calendar, poster and other merchandise available for sale. For more information on the cheerleaders, contact Teresa Shear at (720) 258-3176 or look up their page on the Denver Broncos' official website, www.DenverBroncos.com.

Denver Broncos Junior Cheerleaders

The Junior Denver Broncos Cheerleaders (JDBC) program is designed specifically to promote self-esteem, pride, commitment and discipline among young women. In 2010, there were 550 members in the JDBC program, which offers a rare and truly special opportunity for young women to perform during pre-game and halftime shows for 75,000 Denver Broncos fans at INVESCO Field at Mile High. Junior Cheerleaders participate in monthly clinics taught by the Denver Broncos Cheerleaders and have the opportunity to participate in charity and community appearances. No try-outs are required for the program! The Junior Denver Broncos Cheerleaders is a team tailored to kids aged 6-14 and all ability levels. This is a community program open to young girls with years of experience or girls who are just being exposed to cheerleading and dance.

Mascots

THUNDER

The Denver Broncos are notorious for having thunderstorms throughout the fall and winter—That is Thunder storming the field. Thunder is a purebred Arabian gelding that acts as the club's mascot. Following every Denver Broncos touchdown, Thunder displays his impressive canter from one end zone to the other.

Thunder, provided by Thunder Spirit LLC of Denver, will be entering his eighth year during the Broncos' 2011 campaign. Thunder took the reins as the Broncos' mascot during a ceremony at the Sunday night game against the Kansas City Chiefs on Sept. 12, 2004.

The original Thunder served as the Broncos' mascot for 11 years before retiring at the start of the 2004 campaign. His registered name was JB Kobask, but the stallion was given the "stage name" Thunder for his mascot duties. Thunder made his Mile High debut on Sept. 12, 1993, during a Broncos victory over the San Diego Chargers. In addition to his appearances at all Broncos home games, Thunder also appeared at Super Bowl XXXII in San Diego and XXXIII in Miami. The original Thunder made regular appearances at events and community functions following his retirement.

Thunder had been Sharon Magness Blake's personal riding horse for five years before assuming the duties of Broncos mascot in 2004.

Thunder is trained and ridden by Ann Judge-Wegener of Thunder Spirit LLC. She is an accomplished equestrian.

MILES

Popular with all fans and especially children, Miles entertains the Broncos' faithful at every home game and makes more than 200 appearances throughout the Denver community each year since being introduced in 2001.

Miles has performed all across Colorado and the world, including appearances at the Chinese New Year Parade in Hong Kong, the Macy's Thanksgiving Parade in New York City and the Pro Bowl in Hawaii. Miles also visited more than 15,000 students in Colorado and Wyoming with his Fuel Up to Play 60 Program.

If you would like to inquire about scheduling Miles for your next event or birthday party, please contact Brad Post in the Broncos' marketing department at (720) 258-3114.

INVESCO Field at Mile High

The Denver Broncos began a new era in 2001 when they took to the field in a new stadium, INVESCO Field at Mile High. Built adjacent to their previous home of 41 years, Mile High Stadium, the new stadium features first-class, state-of-the art amenities for the teams and fans alike.

With seating capacity set at 76,125, INVESCO Field at Mile High is one of the largest stadiums in the National Football League. It includes 1.7 million square feet of space (approximately twice that of Mile High Stadium), providing the ultimate in comfort and convenience—including wider concourses, wider seats, more restrooms, elevators and escalators and full-service accommodations for people with disabilities.

INVESCO Field at Mile High features 132 luxury suites on two levels as well as 8,800 club seats. It is highlighted by an emphasis on state-of-the-art technology while maintaining the traditional aspects of Mile High Stadium that gave the Broncos a decided home-field advantage over the years. Those features include the close proximity of the seats to the field as well as steel treads and risers that fans utilize to create the same deafening roar that characterized Mile High Stadium.

The stadium was designed and built by Turner/Empire/Alvarado Construction and HNTB Architects in association with Fentress Bradburn Architects and Bertram A. Bruton Architects. Numerous Colorado companies and hundreds of professional designers, engineers and construction tradesmen were involved in the construction of the new state-of-the-art facility.

Construction began during the summer of 1999, and official groundbreaking on the stadium was held on Aug. 17, 1999. The Broncos won the first game ever played in the new stadium, 31-24, over New Orleans on Aug. 25, 2001, in the preseason and won the first regular-season game, 31-20, at the facility on *Monday Night Football* against the New York Giants on Sept. 10, 2001.

INVESCO Field at Mile High Facts

Broncos' Record at INVESCO Field
51-29 (.625) Regular Season / 1-1 (.500) Postseason

Location
1701 Bryant Street in Denver, just west of Interstate 25, near downtown

Developer and Owner
Metropolitan Football Stadium District

Seating
Capacity 76,125
(Lower Level-31,950 / Mid Level-19,100 / Upper Level-25,075)

Suites/Club Seats
132 Luxury Suites on two levels / 8,800 club seats

Area
Site: Approximately 83 acres
Footprint: 15.34 acres
Gross square footage: 1,693,000

Architect
HNTB Corporation, in association with Fentress Bradburn Architects and Bertram A. Bruton & Associates

Contractor
Turner Construction, Empire Construction, Alvarado Construction

By the Numbers:

- 1,717,000 square feet area
- 4,844,000 field man hours
- 300,000 cubic yards of excavation
- 85,000 cubic yards of concrete *(enough to build the foundations for all the houses in Trinidad, Colo. (pop. 9,900)*
- 12,000,000 pounds of reinforced steel
- 1,500,000 square feet of wire mesh
- 12,000 tons of structural steel
- 130,000 bricks
- 1,600,000 masonry blocks
- 1,000,000 square feet of drywall
- 500,000 square feet of sidewalks
- 2,100,000 square feet of asphalt paving *(equivalent to 16 miles of two-lane highway)*
- 256 miles of post tensioning cable *(enough to stretch from Trinidad, Colo., to Fort Collins, Colo.)*
- 35,000 linear feet of curb
- 130,000 square feet of curtainwall
- 31,000 square feet of suite windows
- 200,000 pounds of aluminum
- 30,000 square feet of glass
- 76,000 square feet of metal panels
- 1,500 plumbing fixtures
- 25,000 light fixtures
- 2,500 tons of cooling

INVESCO Field at Mile High Seating Diagram

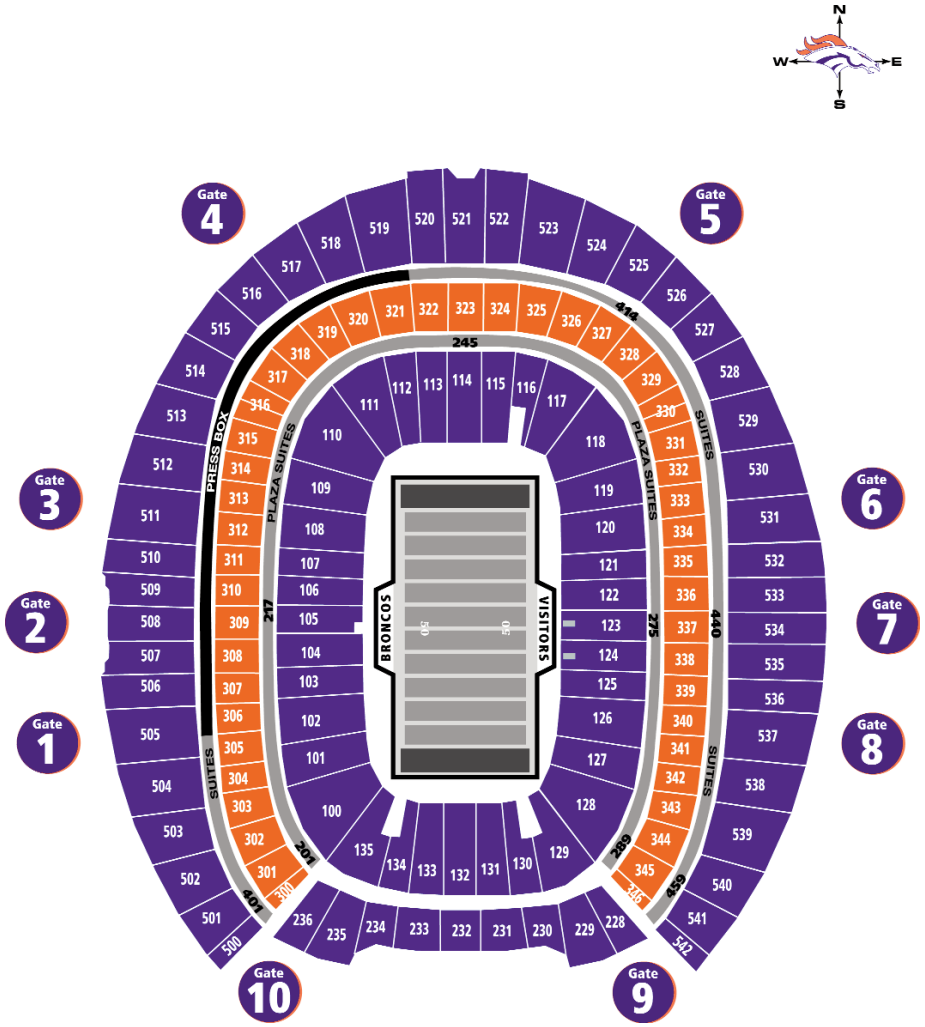

Media Parking Diagram

Access to Lots H&I will be from 20th Avenue. Vehicles coming from the north should exit at 23rd Avenue, go straight through the intersection onto a special frontage road and then follow the directions to Lots H&I.

Vehicles coming from the south should exit at 17th Avenue, go under I-25, turn right onto Mile High Stadium Circle, and follow the directions to Lots H&I.

Lots H&I can also be accessed from Federal Boulevard and 20th Avenue.

Access to Lots J&K will be from Mile High Stadium Circle (East).

From the parking lot, media access is through the North Security Entrance between Gates 4 & 5.

Broncos Stadium History

The Denver Broncos played nearly all of their home games for the first 41 seasons of club history in one building. Known since 1969 as Mile High Stadium, the facility opened in 1948 as Bears Stadium for the Denver Bears of baseball's old Western League with long range plans to utilize it for football as well. When Denver became a charter member of the American Football League in 1959, the south stands (8,100 seats) and portable east stands (9,616 seats) were added to give a capacity of 34,657 for football. The Broncos began play in 1960.

After Denver voters turned down a stadium bond issue to build an all-purpose metropolitan stadium in 1967, a non-profit group began a fundraising drive with the goal of purchasing the stadium for the city. In February 1968, the group bought the stadium from Rocky Mountain Empire Sports for $1.8 million and presented it to the city of Denver. A 16,000-seat upper deck was immediately constructed over the west stands, raising the capacity to more than 50,000 for the 1968 season. In December 1968, the stadium was renamed Denver Mile High Stadium.

The Broncos posted a home record of 191-109-7 (.634) in 41 seasons of play from 1960-2000. With the exception of two games played at the University of Denver Stadium (1962 and '63 home openers; 1-1 record), every Broncos home game was played in the single facility known either as Bears Stadium or Mile High Stadium with the club posting a 190-108-7 (.638) record in the building. The Broncos went 19-40-2 (.328) from 1960-68 in Bears Stadium before posting a 171-68-5 (.711) record from 1969-2000 after the name was changed to Mile High Stadium.

The stadium was filled for every regular-season game from the beginning of the 1970 season through its final season in 2000. The Broncos sold out 237 consecutive regular-season games, and with postseason contests the total reached 250 over the 31-year period.

Expansion of Mile High Stadium, which began in 1975, was completed for the 1977 season to give the Broncos the seventh-largest home facility in the league. Denver voters passed a $25 million bond issue in 1974 to expand and improve the stadium from its capacity of 51,706 to 75,100. The stadium held 63,532 for the 1976 season, halfway through the project.

Bringing the stadium to its final capacity of 76,098 in 1986 was the construction of 60 penthouse suites atop the west stands.

One of the unique aspects of Mile High Stadium was its movable east stands. The massive single section, when fully extended, formed a horseshoe configuration for football, and when retracted, was in position for baseball. The three-tiered structure, measuring 535 feet in length, 135 feet in height and 200 feet in depth, weighed nearly nine million pounds and was moved a distance of 145 feet between the two configurations. The move was facilitated by a process involving a thin layer of water on which the structure moved. Water was pumped onto more than 90,000 square feet of runways and formed a .003-inch sheet upon which the stands rested. Hydraulic rams then pushed the stands forward at the rate of three feet per minute, making the move last somewhere around two hours.

Demolition of Mile High Stadium was completed in March 2002.

The Broncos played their home games at Mile High Stadium from their inception in 1960 until 2000. The facility, built in 1948, was known as Bears Stadium until 1969.

Fast Facts

Broncos Home Record, 1960-2000
(Bears Stadium/Mile High Stadium, University of Denver Stadium):
191-109-7 (.634)

Broncos Record at Bears Stadium/ Mile High Stadium:
190-108-7 (.638)
19-40-2 (.328) as Bears Stadium, 1960-68
171-68-5 (.711) as Mile High Stadium, 1969-2000

Broncos Record at U. of Denver Stadium
1-1 (.500)

First Broncos Game at Bears Stadium
Oct. 2, 1960 • Denver Broncos 31
Oakland Raiders 14

Last Broncos Game at Mile High Stadium
Dec. 23, 2000 • Denver Broncos 38
San Francisco 49ers 9

INVESCO FIELD AT MILE HIGH
SINGLE-GAME RECORDS (2001-2010)

INDIVIDUAL PERFORMANCES

BY DENVER

Statistic	No.	Player (Game)
Rushing Yards	228	Clinton Portis (Ari., 12/29/02)
Rushing Touchdowns	5	Clinton Portis (K.C., 12/7/03)
Receptions	18	Brandon Marshall (S.D., 9/14/08)
Receiving Yards	213	Jabar Gaffney (K.C., 1/3/10)
Receiving Touchdowns	3	Shannon Sharpe (S.D., 11/16/03)
Passing Yards	499	Jake Plummer (Atl., 10/31/04)
Passing Touchdowns	4	6x, last: K. Orton (K.C., 11/14/10)
Passer Rating	144.3	Brian Griese (NYG, 9/10/01)
Field Goals Made	5	Jason Elam (Mia., 10/13/02)
Sacks	4	Elvis Dumervil (Cle., 9/20/09)
Interceptions	4	Deltha O'Neal (K.C., 10/7/01)

BY OPPONENT

No.	Player (Game)
259	Jamaal Charles (K.C., 1/3/10)
3	4x, last: R. Matthews (S.D., 1/2/11)
14	Marshall Faulk (Stl., 9/8/02)
186	Dwayne Bowe (K.C., 11/14/11)
3	2x, last: R. Wayne (Ind., 10/29/06)
469	Matt Cassel (K.C., 11/14/11)
4	2x, last: B. Roethlisberger (Pit., 10/21/07)
149.1	JaMarcus Russell (Oak., 11/23/08)
4	6x, last: N. Kaeding (S.D., 1/2/11)
3	A. Kampman (G.B., 10/29/07) OT
2	3x, last: D. Johnson (K.C., 1/3/10)

TEAM PERFORMANCES

BY DENVER

Statistic	No.	Opponent (Date)
Points	49	2x, last: Kansas City (11/14/10)
Touchdowns	7	2x, last: Kansas City (11/14/10
Total Net Yards	567	Atlanta (10/31/04)
Rushing Yards	270	Kansas City (12/7/03)
Rushing Touchdowns	5	Kansas City (12/7/03)
Passing Yards (Net)	499	Atlanta (10/31/04)
Passing Touchdowns	5	Kansas City (11/14/10)
Sacks	7	Pittsburgh (10/12/03)
Interceptions	5	New England (10/28/01)
Fewest Points Allow.	0	N.Y. Jets (11/20/05)
Fewest Net Yds. Allow.	96	San Diego (11/16/03)
Fewest Rush Yds. Allow.	16	Kansas City (12/9/07)
Fewest Pass Yds. Allow.	53	Oakland (9/16/07) OT
Takeaways	5	3x, last: N.Y. Jets (11/20/05)
Fewest Giveaways	0	17x, last: Kansas City (11/14/10)
Turnover Ratio	+4	3x, last: Seattle (9/19/10)

BY OPPONENT

No.	Team (Date)
44	Kansas City (1/3/10)
5	4x, last: Kansas City (1/3/10)
524	Kansas City (1/3/10)
317	Kansas City (1/3/10)
3	5x, last: Kansas City (1/3/10)
414	New Orleans (9/21/08)
4	2x, last: Pittsburgh (10/21/07)
5	Baltimore (9/30/01)
3	4x, last: Kansas City (1/3/10)
3	2x: last: San Diego (11/22/09)
186	Washington (11/18/01)
14	Miami (11/2/08)
91	Oakland (10/15/06)
5	Seattle (12/3/06)
0	19x, last: St. Louis (11/28/10)
+4	Seattle (12/3/06)

BRONCOS STATS CREW

The Denver Broncos' stats crew, regarded as one of the best in the NFL, is responsible for tracking all statistical information during home games. The eight-man crew has a combined 196 years of experience recording football statistics and is a vital part of the Broncos' gameday operation.

Gene DiTolla
35 Years Exp.
Rushing

Dave Einspahr
28 Years Exp.
Official Scorer

Jim Motsinger
26 Years Exp.
Data Entry

David Plati
31 Years Exp.
Miscellaneous

Dan Riley
19 Years Exp.
"Catch All"

Art Rosener
29 Years Exp.
Passing

Jerry Valdes
8 Years Exp.
Spotter/Defense

Sax Willson
20 Years Exp.
Auditor

NFL NETWORK

NFL Network provides fans with a network to call their own. Seven days a week, 24 hours a day, 365 days a year, fans turn to NFL Network to receive information and insight straight from team headquarters, league offices and wherever else the NFL is making news.

NFL Network gives fans unprecedented year-round access to all NFL events, including the preseason, regular season, playoffs, Super Bowl, Pro Bowl and Scouting Combine. The Pro Football Hall of Fame induction weekend, Senior Bowl, league meetings, playing schedule, NFL Draft, minicamps and training camps also are covered.

In addition, NFL Network is the only place on television for fans to view NFL games outside their initial live airings. From original broadcast versions of past Super Bowls, in-week replays of current games, original network telecasts of classic NFL regular season and postseason games, to preseason games and regular season NFL games—NFL Network is truly the year-round destination to see NFL games.

EXCLUSIVE LIVE PRIMETIME GAMES

NFL Network's eight-game primetime package, including seven Thursday contests and one Saturday game, features a live, two-hour pregame show and a live, one-hour postgame show following each contest.

NFL TOTAL ACCESS

NFL Network's signature show is THE football show of record. NFL Total Access is uniquely structured to see the game through the participants' eyes.

Covering all 32 teams with 32 team cams, NFL Total Access features interviews with players, coaches and other key league personnel. Using the most advanced technology, NFL Total Access has the ability to go live to any NFL team headquarters at any time.

NFL GAMEDAY MORNING & NFL GAMEDAY FINAL

The first pregame show on the air each Sunday, NFL GameDay Morning kicks off at 7 a.m. MST with complete coverage of all the news, notes and games from stadiums around the league. After each Sunday's final game, the 90-minute NFL GameDay Final delivers comprehensive coverage of the day's action.

NFL REPLAY

NFL games will be re-aired with the original television announcers and cameras. This offering features the most exciting games each week in a 90-minute format. Enhancements to each broadcast include additional camera angles, sideline sound and post-game interviews.

DENVERBRONCOS.COM

DenverBroncos.com is the official home of the Broncos on the Internet and provides complete coverage of everything related to the Denver Broncos. From the regular season to the postseason and throughout the offseason, DenverBroncos.com delivers unique and exclusive stories, blogs, video, audio, photos and more on the Rocky Mountain region's most avidly followed sports franchise.

From the start of training camp to the final gun of the last game, from the start of free agency through the NFL Draft, DenverBroncos.com's staff brings users the latest news through a variety of mediums. From blogs, daily notebooks, feature stories, live press conferences and on camera interviews with coaches and players to historical flashbacks, guest blogs, cheerleaders updates and community outreach coverage, DenverBroncos.com is the premiere source for fans to follow their favorite NFL team.

On gamedays, fans can interact with the DenverBroncos.com live game blog, and then watch post-game press conferences, highlights and locker room interviews and browse a collection of post-game stories and listen to audio snippets from the locker room.

Broncos TV, the video section of the site, enters its eighth season of bringing on-demand Broncos video to the desktops of fans around the world. Broncos TV's offerings include locker room interviews, video of every press conference, highlights of every game, training camp reports and one-on-one interviews with news-makers at Dove Valley, including Head Coach John Fox and John Elway.

Broncos fans also can be a part of the conversation with the organization's social networking site, BroncosCountry.com. By setting up a profile, fans can interact with other fans around the world. Fans can also interact on the Broncos blogs. From Vice President of Corporate Communication Jim Saccomano's blog to cheerleader blogs to the DenverBroncos.com official blog, each offers a unique voice and allows readers the opportunity to add their comments.

The official site also includes numerous other features, including Spanish-language content, a community relations section, a calendar to keep up with player appearances around the region, message boards, chat rooms, ticket information, a kids' section and the DenverBroncos.com Media Room, where every press release, press conference transcript, weekly release and more can be accessed.

Even when the calendar flips to the offseason, DenverBroncos.com still provides daily coverage of everything Broncos, chronicling events such as all of the team's organized team activities, annual minicamps, the Senior Bowl and the NFL Scouting Combine.

DenverBroncos.com—the destination for everything Broncos.

Broncos Radio Network

It's a Rocky Mountain tradition: 850 KOA and the Denver Broncos. For the 42nd consecutive season, Denver's 50,000-watt station serves as the flagship for the Denver Broncos game broadcast network.

Dave Logan, who leads KOA's broadcast crew as the play-by-play announcer, is in his 15th full season as voice of the Broncos following seven years as color analyst on the broadcasts. He signed a three-year contract extension in March to continue in his current role through 2013.

A Colorado native and 1971 winner of *The Denver Post* Gold Helmet Award, he is one of two athletes (along with Dave Winfield) drafted by franchises in Major League Baseball, the NBA and the NFL. Logan chose the latter, starring for the Cleveland Browns from 1976-83 and ascending into the top five of virtually every receiving category in the franchise's record books. He played his final season in Denver in 1984.

Since then, Logan has brought his love for sports and knowledge of the games to Colorado radio listeners as co-host of 850 KOA's award-winning weekday afternoon talk show "The Dave Logan Show" from 3-7 p.m. He was named 1997 Broadcast Citizen of the Year in Colorado and has been Colorado Sportscaster of the Year three times (1992-93 and '98).

Logan also is one of the most accomplished prep football coaches in the country as he is one of just two coaches in history to lead three different schools to a state title at the highest classification (five championships total). He currently is the head coach at Mullen High School, where he enters his ninth year coaching the Mustangs in 2011. He was named the Denver Broncos' Don Shula NFL Coach of the Year nominee in 2010, recognizing his integrity, achievement and leadership demonstrated by the winningest coach in NFL history.

Brian Griese joins Logan for his second full season providing color commentary for the Broncos' radio network. He also worked for two years as an analyst on ESPN's college football coverage.

The former Broncos quarterback, who spent five seasons (1998-2002) with the club and finished with the third-most passing yards (11,763) in team history, also played for Miami (2003), Tampa Bay (2004-05, '08) and Chicago (2006-07) during his professional football career.

He was selected by the Broncos in the third round (91st overall) of the 1998 NFL Draft and was part of that season's Super Bowl-winning squad before succeeding John Elway as the franchise's starting quarterback in 1999 and earning a Pro Bowl selection in 2000.

Griese graduated from the University of Michigan, where he started three seasons and culminated his collegiate career with Rose Bowl MVP honors as he led the Wolverines to an undefeated season and a share of the national championship.

Denver Broncos Radio Network 2011 Affiliate Stations

COLORADO		
Alamosa	KALQ	93.5 FM
Aspen	KNFO	106.1 FM
Buena Vista	KBVC	104.1 FM
Colorado Springs	KDZA	107.9 FM
Craig	KRAI	550 AM
Durango	KRSJ	100.5 FM
Fort Collins	KCOL	600 AM
Fort Morgan	KSIR	1010 AM
Glenwood Springs	KMTS	99.1 FM
Grand Junction	KSTR	96.1 FM
Gunnison	KPKE	1490 AM
Lamar	KVAY	105.7 FM
Pagosa Springs	KWUF	1400 AM
Pueblo	KCSJ	590 AM
Rifle	KNAM	1490 AM
Salida	KVRH	1340 AM
Trinidad	KCRT	92.5 FM
Walsenburg	KSPK	102.3 FM
MONTANA		
Billings*	KQBL	1340 AM
Bozeman*	KMMS	1450 AM
Deer Lodge*	KBCK	1400 AM
MONTANA (cont.)		
Glendive*	KDZN	96.5 FM
Kalispell*	KOFI	1180 AM
Lewistown*	KXLO	1230 AM
Malta*	KMMR	100.1 FM
Miles City	KMTA	1050 AM
NEBRASKA		
Alliance	KCOW	1400 AM
Chadron	KBPY	107.7 FM
North Platte	KOOQ	1410 AM
Scottsbluff	KNEB	960 AM
NEW MEXICO		
Albuquerque	KDEF	1150 AM
Artesia	KSVP	990 AM
Farmington	KCQL	1340 AM
NORTH DAKOTA		
Bismarck	KFYR	550 AM
Bowman*	KPOK	1340 AM
SOUTH DAKOTA		
Belle Fourche*	KBFS	1450 AM
Lemmon*	KBJM	1400 AM
Rapid City	KOTA	1380 AM
WYOMING		
Buffalo*	KBBS	1450 AM
Casper	KTWO	1030 AM
Cheyenne	KFBC	1240 AM
Cody*	KODI	1400 AM
Douglas*	KKTY	1470 AM
Evanston*	KEVA	1240 AM
Gillette*	KIML	1270 AM
Green River*	KUGR	92.1 FM
Kemmerer*	KOAX	107.3 FM
Lander*	KOVE	1330 AM
Laramie	KOWB	1290 AM
Newcastle*	KASL	1240 AM
Powell*	KPOW	1260 AM
Rawlins*	KIQZ	92.7 FM
Riverton*	KVOW	1450 AM
Sheridan	KWYO	1410 AM
Sundance*	KYDT	103.1 FM
Thermopolis*	KDNO	101.7 FM
Torrington*	KGOS	1490 AM
Wheatland*	KYCN	1340 AM
Worland*	KWOR	1340 AM

*Northern Sports Network

Broncos Television Partner

After a seven-year hiatus, KUSA (9News) returns as the Denver Broncos' official television partner following a two-year agreement with the club in May.

Serving as the club's primary television home during the Broncos' back-to-back Super Bowl championship seasons in 1997-98, and as recently as 2003, *Colorado's News Leader* will again provide quality Broncos content that brings fans closer to the team. 9News is also poised to work in collaboration with the Broncos on various year-round community initiatives.

As the Broncos' partner television station, the NBC affiliate with the market's most comprehensive pregame show will carry all of Denver's preseason contests in 2011. Additionally, 9News will host a series of weekly Broncos-related programs, including *The John Elway Show* and *Broncos Tonight*, along with regular content with Head Coach John Fox and key players throughout the season.

On-air personalities Drew Soicher, Susie Wargin and Rod Mackey will spearhead 9News' in-depth, exclusive programming to bring Broncos fans up-to-date information about their team.



Future Super Bowls

Super Bowl XLVI	February 5, 2012	Lucas Oil Stadium, Indianapolis
Super Bowl XLVII	February 3, 2013	Louisiana Superdome, New Orleans
Super Bowl XLVIII	February 2, 2014	New Meadowlands Stadium, New York/New Jersey
Super Bowl XLVIV	February 2015 (Date TBA)	Location TBA

Games in Extreme Temperatures In Denver Broncos History

(Note – Wind chill figures are included only when noted on the play-by-play)

Coldest Games

Date	Game	Temp.	Wind Chill
Dec. 18, 1983	at Kansas City	0	-30
Dec. 17, 2000	at Kansas City	9	-1
Dec. 10, 1972	vs. San Diego	9	
Dec. 20, 1981	at Chicago	14	
Dec. 19, 2004	at Kansas City	15	-1
Dec. 3, 2006	vs. Seattle	16	16
Dec. 21, 2008	vs. Buffalo	17	7
Nov. 28, 2004	vs. Oakland	18	9
Nov. 23, 2003	vs. Chicago	18	8
Jan. 1, 1978	vs. Oakland	18	
Dec. 14, 1975	vs. Philadelphia	18	
	Several tied at	20	

Warmest Games

Date	Game	Temp.
Sept. 23, 2001	at Arizona	103
Sept. 11, 1983	at Baltimore	99
Sept. 9, 1990	at Los Angeles Raiders	94
Sept. 19, 2010	vs. Seattle	91
Sept. 3, 1995	vs. Buffalo	91
Sept. 12, 1993	vs. San Diego	91
Sept. 12, 2010	at Jacksonville	90
Sept. 27, 1998	at Washington	90
Sept. 1, 1996	vs. N.Y. Jets	90
Sept. 3, 1978	vs. Oakland	90
Sept. 11, 2005	at Miami	89
Sept. 16, 2007	vs. Oakland	87
Sept. 4, 1994	vs. San Diego	87

Broncos All-Time Training Camp Sites

1960-61	Colorado School of Mines	Golden, Colo.
1962-64	Colorado State University	Fort Collins, Colo.
1965-66	Colorado School of Mines	Golden, Colo.
1967-71	Broncos headquarters	Adams County, Colo.
1972-75	California Poly-Pomona	Pomona, Calif.
1976-81	Colorado State University	Fort Collins, Colo.
1982-2002	University of Northern Colorado	Greeley, Colo.
2003-11	Paul D. Bowlen Memorial Broncos Centre	Englewood, Colo.

Broncos All-Time Record on Artificial Turf

Opponent	Stadium	Record	Postseason
Atlanta Falcons	Georgia Dome	2-0	
Baltimore Ravens	M&T Bank Stadium	0-3	
Buffalo Bills	Rich Stadium	6-6	0-1
Chicago Bears	Soldier Field	1-3	
Cincinnati Bengals	Riverfront Stadium/Paul Brown Stadium	4-4	
Dallas Cowboys	Texas Stadium/Superdome	2-2	0-1
Detroit Lions	Silverdome	2-2	
Houston Oilers	Astrodome	3-6	0-1
Indianapolis Colts	Hoosier Dome/RCA Dome/Lucas Oil Stadium	3-4	0-2
Kansas City Chiefs	Arrowhead Stadium	9-12	
Miami Dolphins	Orange Bowl	0-1	
Minnesota Vikings	Metrodome	2-3	
New England Patriots	Schaefer Stadium	0-2	
New Orleans Saints	Superdome	1-2	
New York Giants	Giants Stadium	1-3	
New York Jets	Giants Stadium	2-2	
Philadelphia Eagles	Veterans Stadium	1-4	
Pittsburgh Steelers	Three Rivers Stadium	5-4	1-1
San Francisco 49ers	Superdome		0-1
St. Louis Cardinals	Busch Stadium	0-0-1	
St. Louis Rams	Trans World Dome/Edward Jones Dome	0-2	
Seattle Seahawks	Seahawks/Kingdome/Husky Stadium	13-13	0-1
Total		**57-78-1 (.423)**	**1-8 (.111)**
Division record		**21-25 (.457)**	
Non-division record		**36-53-1 (.406)**	

Media Information

The Broncos' media guide was prepared to assist in the coverage of Denver's 2011 NFL season. For additional information, please contact a member of the public relations staff:

DENVER BRONCOS PUBLIC RELATIONS CONTACTS:

PATRICK SMYTH: Executive Director of Media Relations.....(303) 264-5536 / patrick.smyth@broncos.nfl.net
REBECCA VILLANUEVA: Media Services Manager.....(303) 264-5598 / rebecca.villanueva@broncos.nfl.net
ERICH SCHUBERT: Media Relations Coordinator.....(303) 264-5503 / erich.schubert@broncos.nfl.net
ALEX KAUFMAN: Graduate Intern.....(303) 264-5537 / alex.kaufman@broncos.nfl.net
CYDNEY RICKER: Graduate Intern.....(303) 264-5537 / cydney.ricker@broncos.nfl.net

The Broncos have a media website (**http://media.denverbroncos.com**) designed to serve the needs of all media who cover the club. The site contains the most up-to-date and complete information on the team, as well as a photo database for convenient download of high-resolution images. The media website also serves as the ***primary means to request credentials for Broncos home games through our online credentialing process***.

Requests for game credentials must be formally made by Tuesday of the week of each home game, and credentials may be picked up at the media will call window in the North tunnel of INVESCO Field at Mile High on game day. Should transmission facilities be required, please arrange for same through local representatives.

As a general rule, the Denver Broncos do not issue any types of press credentials to weekly newspapers or magazines unless they are of national circulation on specific assignment.

It is understood that all credentials will be used for the purpose for which they were issued without exception. Violation of this policy will subject the bearer to ejection from INVESCO Field at Mile High.

WORKING PRESS: Admittance to the Broncos' press box is restricted to the WORKING PRESS ONLY. Credentials are marked with individual identification. Passes are non-transferable.

PHOTOGRAPHERS: Photographers are asked to take special note of the following conditions for use of press credentials, as set by the National Football League:

NOTICE OF CREDENTIAL USE CONDITIONS

"The terms and conditions governing use of this credential are set forth in the Notice of Credential Use and summarized in the 2011 Credential Memo, both of which are available at **www.nflmedia.com** and incorporated herein by reference. By accepting this credential, you acknowledge that you have read and are bound by the terms and conditions set forth in the Notice of Credential Use and summarized in the 2011 Credential Memo."

Sideline photo passes will be tightly controlled by the public relations department and are generally limited to photographers shooting for a major metropolitan daily newspaper, wire service, or magazine of national circulation on specific assignment. As a general rule, field photo passes used for still photography will not be granted locker room access postgame.

RADIO-TELEVISION: In making requests for broadcast credentials, please specify requirements for spotters and/or statisticians.

STADIUM ACCESS: To get to INVESCO Field at Mile High, which is located at 17th Avenue and Bryant Street, take Interstate 25 to the INVESCO Field at Mile High Exit (Southbound, it is the 23rd Ave. Exit; Northbound it is the 17th Avenue Exit). The press entrance and media will call are located at the north tunnel of the stadium.

DRIVING INSTRUCTIONS TO INVESCO FIELD AT MILE HIGH FROM DENVER INTERNATIONAL AIRPORT: Exit airport on Pena Boulevard and continue to Interstate 70. Take Interstate 70 West to Interstate 25 South. Continue on I-25 South and exit at 23rd Ave. Go straight through the intersection onto a special frontage road, and then follow the directions to Lots H, I, J and K. ***If you do not already have a parking pass in hand, you will not be able to gain access to the frontage road.***

DRIVING INSTRUCTIONS TO DENVER INTERNATIONAL AIRPORT FROM INVESCO FIELD AT MILE HIGH: Depending on your lot location, follow signs to Interstate 25 North. To do so you can take 20th Avenue East to Clay Street, turning left at Clay and proceeding to 23rd Avenue. Take a right at 23rd Avenue and continue to Interstate 25 entrances. Another route would be to follow Bryant Street (which runs north-south on the east side of the stadium) to 17th Avenue East, which will continue beneath an overpass and take you directly to I-25 North. Take I-25 North to I-70 East. Follow the signs to DIA. Please allow 45 minutes from INVESCO Field at Mile High to DIA.

TRANSMISSION FACILITIES: The Broncos provide 60 complimentary telephones in the visitors area of the working pressbox for use by members of the media. Only collect, credit card or third-party billing calls can be made from these telephones. Should you wish a private telephone installed at your seat, please make arrangements in advance. The Broncos will be pleased to assign you a seat location and provide you with a contact for you to make the appropriate arrangements with the local telephone company.

POST-GAME TRANSPORTATION: Please advise Broncos PR personnel as soon as possible should you require transportation following the game. The amount of time you must wait will obviously decline as time goes by following the conclusion of the game. Should you wish to make your own arrangements, the numbers of local cab companies are 303-777-7777 and 303-333-3333.

National Football League Public Relations Directors

American Football Conference

Baltimore — Kevin Byrne ..... (410) 654-6200
Buffalo — Scott Berchtold ..... (716) 648-1800
Cincinnati — Jack Brennan ..... (513) 621-3550
Cleveland — Neil Gulkis ..... (440) 891-5000
Denver — Patrick Smyth ..... (303) 649-9000
Houston — Kevin Cooper ..... (832) 667-2000
Indianapolis — Avis Roper ..... (317) 297-2658
Jacksonville — Dan Edwards ..... (904) 633-6000
Kansas City — TBD ..... (816) 920-9300
Miami — Harvey Greene ..... (954) 452-7000
New England — Stacey James ..... (508) 543-8200
New York Jets — Bruce Speight ..... (516) 560-8100
Oakland — Mike Taylor ..... (510) 864-5000
Pittsburgh — Burt Lauten ..... (412) 432-7800
San Diego — Bill Johnston ..... (858) 874-4500
Tennessee — Robbie Bohren ..... (615) 565-4000

National Football Conference

Arizona — Mark Dalton ..... (602) 379-0101
Atlanta — Reggie Roberts ..... (770) 965-3115
Carolina — Charlie Dayton ..... (704) 358-7000
Chicago — Jim Christman ..... (847) 295-6600
Dallas — Rich Dalrymple ..... (972) 556-9900
Detroit — Matt Barnhart ..... (313) 216-4000
Green Bay — Jason Wahlers ..... (920) 569-7500
Minnesota — Bob Hagan ..... (952) 828-6500
New Orleans — Greg Bensel ..... (504) 733-0255
New York Giants — Pat Hanlon ..... (201) 935-8111
Philadelphia — Derek Boyko ..... (215) 463-2500
St. Louis — Ted Crews ..... (314) 982-7267
San Francisco — Bob Lange ..... (408) 562-4949
Seattle — Dave Pearson ..... (425) 827-9777
Tampa Bay — Jonathan Grella ..... (813) 870-2700
Washington — Tony Wyllie ..... (703) 726-7000

Denver Broncos Highlight Video

The Denver Broncos' highlight video for the 2010 season is titled, "Back to the Bronco Way." It is available through NFL Films and can be obtained by calling (856) 778-1600. The NFL Films address is 330 Fellowship Road, Mt. Laurel, N.J. 08054.

2011 NFL Regular-Season Schedule

(All Times Local at Game Site)

Week One

Thursday, September 8
New Orleans at Green Bay ..... 7:30p (CT)

Sunday, September 11
Atlanta at Chicago ..... 12:00p (CT)
Buffalo at Kansas City ..... 12:00p (CT)
Philadelphia at St. Louis ..... 12:00p (CT)
Indianapolis at Houston ..... 12:00p (CT)
Cincinnati at Cleveland ..... 1:00p (ET)
Tennessee at Jacksonville ..... 1:00p (ET)
Pittsburgh at Baltimore ..... 1:00p (ET)
Detroit at Tampa Bay ..... 1:00p (ET)
Carolina at Arizona ..... 1:15p (MST)
Minnesota at San Diego ..... 1:15p (PT)
Seattle at San Francisco ..... 1:15p (PT)
N.Y. Giants at Washington ..... 4:15p (ET)
Dallas at N.Y. Jets ..... 8:20p (ET)

Monday, September 12
New England at Miami ..... 7:00p (ET)
Oakland at Denver ..... 8:15p (MT)

Week Two

Sunday, September 18
Chicago at New Orleans ..... 12:00p (CT)
Tampa Bay at Minnesota ..... 12:00p (CT)
Oakland at Buffalo ..... 1:00p (ET)
Kansas City at Detroit ..... 1:00p (ET)
Baltimore at Tennessee ..... 1:00p (ET)
Cleveland at Indianapolis ..... 1:00p (ET)
Jacksonville at N.Y. Jets ..... 1:00p (ET)
Seattle at Pittsburgh ..... 1:00p (ET)
Arizona at Washington ..... 1:00p (ET)
Green Bay at Carolina ..... 1:00p (ET)
Dallas at San Francisco ..... 1:05p (PT)
San Diego at New England ..... 1:15p (PT)
Cincinnati at Denver ..... 2:15p (MT)
Houston at Miami ..... 4:15p (ET)
Philadelphia at Atlanta ..... 8:20p (ET)

Monday, September 29
St. Louis at N.Y. Giants ..... 8:30p (ET)

Week Three

Sunday, September 25
Denver at Tennessee ..... 12:00p (CT)
Houston at New Orleans ..... 12:00p (CT)
New England at Buffalo ..... 1:00p (ET)
San Francisco at Cincinnati ..... 1:00p (ET)
Miami at Cleveland ..... 1:00p (ET)
Detroit at Minnesota ..... 1:00p (ET)
N.Y. Giants at Philadelphia ..... 1:00p (ET)
Jacksonville at Carolina ..... 1:00p (ET)
Kansas City at San Diego ..... 1:05p (PT)
N.Y. Jets at Oakland ..... 1:05p (PT)
Arizona at Seattle ..... 1:15p (PT)
Baltimore at St. Louis ..... 3:05p (CT)
Green Bay at Chicago ..... 3:15p (CT)
Atlanta at Tampa Bay ..... 4:15p (ET)
Pittsburgh at Indianapolis ..... 8:20p (ET)

Monday, September 26
Washington at Dallas ..... 7:30p (CT)

Week Four

Sunday, October 2
Carolina at Chicago ..... 12:00p (CT)
Detroit at Dallas ..... 12:00p (CT)
Washington at St. Louis ..... 12:00p (CT)
Pittsburgh at Houston ..... 12:00p (CT)
Buffalo at Cincinnati ..... 1:00p (ET)
Tennessee at Cleveland ..... 1:00p (ET)
San Francisco at Philadelphia ..... 1:00p (ET)
Minnesota at Kansas City ..... 1:00p (ET)
New Orleans at Jacksonville ..... 1:00p (ET)
Atlanta at Seattle ..... 1:05p (PT)
New England at Oakland ..... 1:15p (PT)
N.Y. Giants at Arizona ..... 2:05p (MST)
Denver at Green Bay ..... 3:15p (CT)
Miami at San Diego ..... 4:15p (ET)
N.Y. Jets at Baltimore ..... 8:20p (ET)

Monday, October 3
Indianapolis at Tampa Bay ..... 8:30p (ET)

Week Five

(Byes: Cle., Dal., Stl., Mia., Was., Bal.)

Sunday, October 9
Philadelphia at Buffalo ..... 1:00p (ET)
Kansas City at Indianapolis ..... 1:00p (ET)
Arizona at Minnesota ..... 12:00p (CT)
Seattle at N.Y. Giants ..... 1:00p (ET)
Tennessee at Pittsburgh ..... 1:00p (ET)
New Orleans at Carolina ..... 1:00p (ET)
Cincinnati at Jacksonville ..... 1:00p (ET)
Oakland at Houston ..... 12:00p (CT)
Tampa Bay at San Francisco ..... 1:05p (PT)
N.Y. Jets at New England ..... 4:15p (ET)
San Diego at Denver ..... 2:15p (MT)
Green Bay at Atlanta ..... 8:20p (ET)

Monday, October 10
Chicago at Detroit ..... 8:30p (ET)

Week Six

*(Byes: **Den.**, Ten., K.C., Ari., S.D., Sea.)*

Sunday, October 16
St. Louis at Green Bay ..... 12:00p (CT)
Carolina at Atlanta ..... 1:00p (ET)
Indianapolis at Cincinnati ..... 1:00p (ET)
San Francisco at Detroit ..... 1:00p (ET)
Philadelphia at Washington ..... 1:00p (ET)
Buffalo at N.Y. Giants ..... 1:00p (ET)
Jacksonville at Pittsburgh ..... 1:00p (ET)
Cleveland at Oakland ..... 1:05p (PT)

Houston at Baltimore ....4:05p (ET)
Dallas at New England....4:15p (ET)
New Orleans at Tampa Bay ....4:15p (ET)
Minnesota at Chicago ....7:20p (CT)

Monday, October 17
Miami at N.Y. Jets....8:30p (PT)

WEEK SEVEN

(Byes: Buf., Cin., N.E., NYG, Phi., S.F.)

Sunday, October 23
Seattle at Cleveland....1:00p (ET)
Atlanta at Detroit....1:00p (ET)
Houston at Tennessee....1:00p (ET)
Denver at Miami ....1:00p (ET)
San Diego at N.Y. Jets....1:00p (ET)
Chicago at Tampa Bay....1:00p (ET)
Washington at Carolina....1:00p (ET)
Kansas City at Oakland ....1:05p (PT)
Pittsburgh at Arizona ....2:05p (MST)
St. Louis at Dallas....3:15p (CT)
Green Bay at Minnesota....3:15p (CT)
Indianapolis at New Orleans ....7:20p (CT)

Monday, October 24
Baltimore at Jacksonville....8:30p (ET)

WEEK EIGHT

(Byes: Atl., Chi., G.B., Oak., NYJ, T.B.)

Sunday, October 30
New Orleans at St. Louis ....12:00p (CT)
Jacksonville at Houston....12:00p (CT)
Indianapolis at Tennessee ....1:00p (ET)
Minnesota at Carolina ....1:00p (ET)
Arizona at Baltimore....1:00p (ET)
Miami at N.Y. Giants....1:00p (ET)
Detroit at Denver ....2:05p (MT)
Cleveland at San Francisco ....1:15p (PT)
Cincinnati at Seattle ....1:15p (PT)
Washington at Buffalo....4:05p (ET)
New England at Pittsburgh....4:15p (ET)
Dallas at Philadelphia ....8:20 (ET)

Monday, October 31
San Diego at Kansas City....7:20p (CT)

WEEK NINE

(Byes: Det., Min., Car., Jac.)

Sunday, November 6
Cleveland at Houston....12:00p (CT)
Seattle at Dallas ....12:00p (CT)
Tampa Bay at New Orleans ....12:00p (CT)
N.Y. Jets at Buffalo....1:00p (ET)
Atlanta at Indianapolis....1:00p (ET)
Miami at Kansas City....1:00p (ET)
San Francisco at Washington....1:00p (ET)
Denver at Oakland ....1:05p (PT)
Green Bay at San Diego ....1:15p (PT)
St. Louis at Arizona ....2:15p (MST)
Cincinnati at Tennessee....3:05p (CT)
N.Y. Giants at New England ....4:15p (ET)
Baltimore at Pittsburgh ....8:20p (ET)

Monday, November 7
Chicago at Philadelphia....8:30p (ET)

WEEK TEN

Thursday, November 10
Oakland at San Diego....8:20p (ET)

Sunday, November 13
New Orleans at Atlanta....12:00p (CT)
Detroit at Chicago ....12:00p (CT)
Pittsburgh at Cincinnati ....12:00p (CT)
St. Louis at Cleveland ....1:00p (ET)
Buffalo at Dallas ....1:00p (ET)
Jacksonville at Indianapolis....1:00p (ET)
Denver at Kansas City ....1:00p (ET)
Washington at Miami ....1:00p (ET)
Arizona at Philadelphia....1:00p (ET)
Houston at Tampa Bay ....1:00p (ET)
Tennessee at Carolina ....1:00p (ET)
Baltimore at Seattle....1:05p (PT)
N.Y. Giants at San Francisco ....1:15p (PT)
New England at N.Y. Jets ....8:20p (ET)

Monday, November 14
Minnesota at Green Bay....7:30p (CT)

WEEK ELEVEN

(Byes: Ind., N.O., Pit., Hou.)

Thursday, November 17
N.Y. Jets at Denver ....6:20p (MT)

Sunday, November 20
Tampa Bay at Green Bay ....12:00p (CT)
Tennessee at Atlanta ....1:00p (ET)
Jacksonville at Cleveland....1:00p (ET)
Carolina at Detroit ....1:00p (ET)
Dallas at Washington ....1:00p (ET)
Cincinnati at Baltimore ....1:00p (ET)
Buffalo at Miami....1:00p (ET)
Oakland at Pittsburgh....1:00p (ET)
Arizona at San Francisco....1:05p (PT)
Seattle at St. Louis....3:05p (CT)
San Diego at Chicago....3:15p (CT)
Philadelphia at N.Y. Giants ....8:20p (ET)

Monday, November 21
Kansas City at New England....8:30p (ET)

WEEK TWELVE

Thursday, November 24
Green Bay at Detroit ....12:30p (ET)
Miami at Dallas ....3:15p (CT)
San Francisco at Baltimore ....8:20p (ET)

Sunday, November 27
Arizona at St. Louis....12:00p (CT)
Tampa Bay at Tennessee....12:00p (CT)
Minnesota at Atlanta ....1:00p (ET)
Cleveland at Cincinnati ....1:00p (ET)
Carolina at Indianapolis....1:00p (ET)
Houston at Jacksonville ....1:00p (ET)
Buffalo at N.Y. Jets....1:00p (ET)
Chicago at Oakland ....1:05p (PT)
Washington at Seattle....1:05p (PT)

Denver at San Diego ....1:15 (PT)
New England at Philadelphia ....4:15p (ET)
Pittsburgh at Kansas City....7:20p (CT)

Monday, November 29
N.Y. Giants at New Orleans ....7:30p (CT)

WEEK THIRTEEN

Thursday, December 1
Philadelphia at Seattle ....5:20p (PT)

Sunday, December 4
Atlanta at Houston ....12:00p (CT)
Detroit at New Orleans....12:00p (CT)
Kansas City at Chicago ....12:00p (CT)
Tennessee at Buffalo ....1:00p (ET)
Baltimore at Cleveland ....1:00p (ET)
Oakland at Miami ....1:00p (ET)
Cincinnati at Pittsburgh....1:00p (ET)
Carolina at Tampa Bay....1:00p (ET)
N.Y. Jets at Washington ....1:00p (ET)
St. Louis at San Francisco ....1:15p (PT)
Dallas at Arizona ....2:15p (MST)
Denver at Minnesota ....3:05p (CT)
Green Bay at N.Y. Giants ....4:15p (ET)
Indianapolis at New England ....8:20p (ET)

Monday, December 6
San Diego at Jacksonville ....8:30p (ET)

WEEK FOURTEEN

Thursday, December 8
Cleveland at Pittsburgh ....8:20p (ET)

Sunday, December 11
Houston at Cincinnati....12:00p (CT)
Oakland at Green Bay....12:00p (CT)
New Orleans at Tennessee ....12:00p (CT)
New England at Washington ....1:00p (ET)
Kansas City at N.Y. Jets....1:00p (ET)
Philadelphia at Miami ....1:00p (ET)
Minnesota at Detroit....1:00p (ET)
Atlanta at Carolina ....1:00p (ET)
Tampa Bay at Jacksonville ....1:00p (CT)
Indianapolis at Baltimore ....1:00p (PT)
Buffalo at San Diego ....1:15p (PT)
Chicago at Denver....2:05p (MT)
San Francisco at Arizona ....2:05p (MST)
NY Giants at Dallas ....7:20p (CT)

Monday, December 12
St. Louis at Seattle....5:30p (PT)

WEEK FIFTEEN

Thursday, December 15
Jacksonville at Atlanta ....8:20p (ET)

Saturday, December 17
Dallas at Tampa Bay ....8:20p (ET)

Sunday, December 18
Miami at Buffalo....1:00p (ET)
Seattle at Chicago ....12:00p (CT)
Tennessee at Indianapolis ....1:00p (ET)
Green Bay at Kansas City....12:00p (CT)
Cincinnati at St. Louis....12:00p (CT)
Buffalo at Miami....1:00p (ET)
Philadelphia at N.Y. Giants ....1:00p (ET)
Kansas City at St. Louis....12:00p (CT)
New Orleans at Minnesota ....12:00p (CT)
Washington at N.Y. Giants....1:00p (ET)
Carolina at Houston ....12:00p (CT)
Detroit at Oakland ....1:05p (PT)
N.Y. Jets at Philadelphia....4:15p (ET)
Cleveland at Arizona ....2:15p (MST)
New England at Denver ....4:15p (MT)
Baltimore at San Diego ....5:20p (PT)

Monday, December 19
Pittsburgh at San Francisco....5:30p (PT)

WEEK SIXTEEN

Thursday, December 22
Houston at Indianapolis ....8:20p (ET)

Saturday, December 24
Jacksonville at Tennessee ....12:00p (CT)
Oakland at Kansas City ....12:00p (CT)
Arizona at Cincinnati ....1:00p (ET)
Miami at New England ....1:00p (ET)
Denver at Buffalo ....1:00p (ET)
N.Y. Giants at N.Y. Jets....1:00p (ET)
St. Louis at Pittsburgh ....1:00p (ET)
Minnesota at Washington ....1:00p (ET)
Tampa Bay at Carolina....1:00p (ET)
San Francisco at Seattle....1:15p (PT)
Cleveland at Baltimore ....2:05p (MT)
Philadelphia at Dallas....3:15p (CT)
San Diego at Detroit....4:05p (ET)

Sunday, December 25
Chicago at Green Bay....7:20p (CT)

Monday, December 26
Atlanta at New Orleans....7:30p (CT)

WEEK SEVENTEEN

Sunday, January 1
Tennessee at Houston ....12:00p (CT)
San Francisco at St. Louis ....12:00p (CT)
Detroit at Green Bay ....12:00p (CT)
Carolina at New Orleans ....12:00p (CT)
Chicago at Minnesota ....12:00p (CT)
Tampa Bay at Atlanta ....1:00p (ET)
Baltimore at Cincinnati ....1:00p (ET)
Pittsburgh at Cleveland ....1:00p (ET)
Indianapolis at Jacksonville ....1:00p (ET)
N.Y. Jets at Miami ....1:00p (ET)
Buffalo at New England ....1:00p (ET)
Dallas at N.Y. Giants ....1:00p (ET)
Washington at Philadelphia ....1:00p (ET)
San Diego at Oakland ....1:15p (PT)
Seattle at Arizona ....2:15p (MT)
Kansas City at Denver ....2:15p (MT)

** — Sunday night games in Weeks 10-17 subject to change via the league's Flexible Scheduling Policy. Sunday night game in Week 17 TBD.*

2011 NFL Postseason Schedule

Saturday, January 7, 2012
AFC and NFC Wild Card Playoffs (NBC)
Sunday, January 8, 2012
AFC and NFC Wild Card Playoffs (CBS and FOX)
Saturday, January 14, 2012
AFC and NFC Divisional Playoffs (CBS and FOX)
Sunday, January 15, 2012
AFC and NFC Divisional Playoffs (CBS and FOX)
Sunday, January 22, 2012
AFC and NFC Championship Games (CBS and FOX)
Sunday, January 29, 2012
AFC-NFC Pro Bowl in Hawaii (NBC)
Sunday, February 5, 2012
Super Bowl XLVI at Lucas Oil Stadium, Indianapolis (NBC)

2011 NFL Preseason Schedule

Week One

Thursday, August 11
Seattle at San Diego . . . . . .(ESPN) 5:00p (PT)
Jacksonville at New England . . . . . .7:30p (ET)
Baltimore at Philadelphia . . . . . .7:30p (ET)
Denver at Dallas . . . . . .7:30p (CT)
Arizona at Oakland . . . . . .7:00p (PT)

Friday, August 12
Tampa Bay at Kansas City . . . . . .(FOX) 7:00p (CT)
Miami at Atlanta . . . . . .7:30p (ET)
Cincinnati at Detroit . . . . . .7:30p (ET)
Pittsburgh at Washington . . . . . .7:30p (ET)
San Francisco at New Orleans . . . . . .7:00p (CT)

Saturday, August 13
Green Bay at Cleveland . . . . . .7:30p (ET)
N.Y. Giants at Carolina . . . . . .8:00p (ET)
Buffalo at Chicago . . . . . .7:00p (CT)
Indianapolis at St. Louis . . . . . .7:00p (CT)
Minnesota at Tennessee . . . . . .7:00p (CT)

Monday, August 15
N.Y. Jets at Houston . . . . . .(ESPN) 7:00p (CT)

Week Two

Thursday, August 18
Philadelphia at Pittsburgh . . . . . .(FOX) 8:00p (ET)
New England at Tampa Bay . . . . . .7:30p (ET)

Friday, August 19
Atlanta at Jacksonville . . . . . .(FOX) 8:00p (ET)
Washington at Indianapolis . . . . . .7:00p (ET)
Kansas City at Baltimore . . . . . .7:30p (ET)
Detroit at Cleveland . . . . . .7:30p (ET)
Carolina at Miami . . . . . .7:30p (ET)
Arizona at Green Bay . . . . . .7:00p (CT)

Saturday, August 20
New Orleans at Houston . . . . . .7:00p (CT)
Tennessee at St. Louis . . . . . .7:00p (CT)
Oakland at San Francisco . . . . . .5:00p (PT)
Buffalo at Denver . . . . . .6:30p (MT)
Minnesota at Seattle . . . . . .7:00p (PT)

Sunday, August 21
San Diego at Dallas . . . . . .(NBC) 7:00p (CT)
Cincinnati at N.Y. Jets . . . . . .7:00p (ET)

Monday, August 22
Chicago at N.Y. Giants . . . . . .(ESPN) 8:00p (ET)

Week Three

Thursday, August 25
Washington at Baltimore . . . . . .(ESPN) 8:00p (ET)
Carolina at Cincinnati . . . . . .7:00p (ET)
Cleveland at Philadelphia . . . . . .7:30p (ET)

Friday, August 26
Green Bay at Indianapolis . . . . . .(CBS) 8:00p (ET)
St. Louis at Kansas City . . . . . .7:00p (CT)

Saturday, August 27
New England at Detroit . . . . . .(CBS) 8:00p (ET)
Jacksonville at Buffalo . . . . . .7:00p (ET)
N.Y. Jets at N.Y. Giants . . . . . .7:00p (ET)
Atlanta at Pittsburgh . . . . . .7:30p (ET)
Miami at Tampa Bay . . . . . .7:30p (ET)
Dallas at Minnesota . . . . . .7:00p (CT)
Houston at San Francisco . . . . . .5:00p (PT)
Chicago at Tennessee . . . . . .7:00p (CT)
Seattle at Denver . . . . . .7:00p (MT)
San Diego at Arizona . . . . . .7:00p (MST)

Sunday, August 28
New Orleans at Oakland . . . . . .(NBC) 5:00p (PT)

Week Four

Thursday, September 1
Detroit at Buffalo . . . . . .6:30p (ET)
Indianapolis at Cincinnati . . . . . .7:00p (ET)
Baltimore at Atlanta . . . . . .7:30p (ET)
St. Louis at Jacksonville . . . . . .7:30p (ET)
Dallas at Miami . . . . . .7:30p (ET)
N.Y. Giants at New England . . . . . .7:30p (ET)
Philadelphia at N.Y. Jets . . . . . .7:30p (ET)
Tampa Bay at Washington . . . . . .7:30p (ET)
Pittsburgh at Carolina . . . . . .8:00p (ET)
Cleveland at Chicago . . . . . .7:00p (CT)
Kansas City at Green Bay . . . . . .7:00p (CT)
Houston at Minnesota . . . . . .7:00p (CT)
Tennessee at New Orleans . . . . . .7:00p (CT)
Denver at Arizona . . . . . .7:00p (MST)
San Francisco at San Diego . . . . . .7:00p (PT)

Thursday, September 2
Oakland at Seattle . . . . . .7:30p (PT)

NFL Tie-Breaking Procedures

The six postseason participants from each conference are seeded as follows:

1. The division champion with the best record.
2. The division champion with the second-best record.
3. The division champion with the third-best record.
4. The division champion with the fourth-best record.
5. The Wild Card club with the best record.
6. The Wild Card club with the second-best record.

The following procedures will be used to break standings ties for postseason playoffs and to determine regular-season schedules. Note that tie games count as one-half win and one-half loss for both clubs.

TO BREAK A TIE WITHIN A DIVISION

If, at the end of the regular season, two or more clubs in the same division finish with identical won-lost-tied percentages, the following steps will be taken until a champion is determined.

Two Clubs
1. Head-to-head (best won-lost-tied percentage in games between the clubs).
2. Best won-lost-tied percentage in games played within the division.
3. Best won-lost-tied percentage in common games.
4. Best won-lost-tied percentage in games played within the conference.
5. Strength of victory.
6. Strength of schedule.
7. Best combined ranking among conference teams in points scored and points allowed.
8. Best combined ranking among all teams in points scored and points allowed.
9. Best net points in common games.
10. Best net points in all games.
11. Best net touchdowns in all games.

Three or More Clubs
(Note: If two clubs remain tied after third or other clubs are eliminated during any step, tie breaker reverts to step 1 of the two-club format).
1. Head-to-head (best won-lost-tied percentage in games among the clubs).
2. Best won-lost-tied percentage in games played within the division.
3. Best won-lost-tied percentage in common games.
4. Best won-lost-tied percentage in games played within the conference.
5. Strength of victory.
6. Strength of schedule.
7. Best combined ranking among conference teams in points scored and points allowed.
8. Best combined ranking among all teams in points scored and points allowed.
9. Best net points in common games.
10. Best net points in all games.
11. Best net touchdowns in all games.

TO BREAK A TIE FOR THE WILD-CARD TEAM

If it is necessary to break ties to determine the two Wild-Card clubs from each conference, the following steps will be taken.
1. If the tied clubs are from the same division, apply division tie breaker.
2. If the tied clubs are from different divisions, apply the following steps.

Two Clubs
1. Head-to-head, if applicable.
2. Best won-lost-tied percentage in games played within the conference.
3. Best won-lost-tied percentage in common games, minimum of four.
4. Strength of victory.
5. Strength of schedule.
6. Best combined ranking among conference teams in points scored and points allowed.
7. Best combined ranking among all teams in points scored and points allowed.
8. Best net points in conference games.
9. Best net points in all games.
10. Best net touchdowns in all games.
11. Coin toss.

Three or More Clubs
(Note: If two clubs remain tied after third or other clubs are eliminated, tie breaker reverts to step 1 of applicable two-club format.)
1. Apply division tie breaker to eliminate all but the highest ranked club in each division prior to proceeding to step 2. The original seeding within a division upon application of the division tie breaker remains the same for all subsequent applications of the procedure that are necessary to identify the two Wild-Card participants.
2. Head-to-head sweep. (Applicable only if one club has defeated each of the others or if one club has lost to each of the others.)
3. Best won-lost-tied percentage in games played within the conference.
4. Best won-lost-tied percentage in common games, minimum of four.
5. Strength of victory.
6. Strength of schedule.
7. Best combined ranking among conference teams in points scored and points allowed.
8. Best combined ranking among all teams in points scored and points allowed.
9. Best net points in conference games.
10. Best net points in all games.
11. Best net touchdowns in all games.
12. Coin toss

When the first Wild-Card team has been identified, the procedure is repeated to name the second Wild-Card, i.e., eliminate all but the highest-ranked club in each division prior to proceeding to step 2. In situations where three or more teams from the same division are involved in the procedure, the original seeding of the teams remains the same for subsequent applications of the tie breaker if the top-ranked team in that division qualifies for a Wild-Card berth.

OTHER TIE-BREAKING PROCEDURES

1. Only one club advances to the playoffs in any tie-breaking step. Remaining tied clubs revert to the first step of the applicable division or Wild-Card tie breakers. As an example, if two clubs remain tied in any tie-breaker step after all other clubs have been eliminated, the procedure reverts to step one of the two-club format to determine the winner. When one club wins the tie breaker, all other clubs revert to step 1 of the applicable two-club or three-club format.
2. In comparing division and conference records or records against common opponents among tied teams, the best won-lost-tied percentage is the deciding factor since teams may have played an unequal number of games.
3. To determine home-field priority among division titlists, apply Wild-Card tie breakers.
4. To determine home-field priority for Wild-Card qualifiers, apply division tie breakers (if teams are from the same division) or Wild-Card tie breakers (if teams are from different Divisions).

TIE-BREAKING PROCEDURE FOR NFL DRAFT

If two or more clubs are tied in the selection order, the strength-of-schedule tie breaker is applied, subject to the following exceptions for playoff clubs:
1. The Super Bowl winner is last and the Super Bowl loser next-to-last.
2. Any non-Super Bowl playoff club involved in a tie shall be assigned priority within its segment below that of non-playoff clubs and in the order that the playoff clubs exited from the playoffs. Thus, within a tied segment a playoff club that loses in the Wild-Card game will have priority over a playoff club that loses in the Divisional playoff game, which in turn will have priority over a club that loses in the Conference Championship game. If two tied clubs exited the playoffs in the same round, the tie is broken by strength of schedule.

If any ties cannot be broken by strength of schedule, the divisional or conference tie breakers, whichever are applicable, are applied. Any ties that still exist are broken by a coin flip.

2011 Denver Broncos Composite Schedule

Wk.	1 - vs. Oakland (9/12)	2 - vs. Cincinnati (9/18)	3 - at Tennessee (9/25)	4 - at Green Bay (10/2)	5 - vs. San Diego (10/9)	6 - at Miami (10/23)	7 - vs. Detroit (10/30)	8 - at Oakland (11/6))
1	**Sep 12 at Denver (Mon.)**	Sep 11 at Cleveland	Sep 11 at Jacksonville	Sep 8 vs. New Orleans (Thu.)	Sep 11 vs. Minnesota	Sep 12 vs. New England (Mon.)	Sep11 at Tampa Bay	**Sep 12 at Denver (Mon.)**
2	Sep 18 at Buffalo	**Sep 18 at Denver**	Sep 18 vs. Baltimore	Sep 18 at Carolina	Sep 18 at New England	Sep 18 vs. Houston	Sep 18 vs. Kansas City	Sep 18 at Buffalo
3	Sep 25 vs. N.Y. Jets	Sep 2 vs. San Francisco	**Sep 25 vs. Denver**	Sep 25 at Chi	Sep 25 vs. Kansas City	Sep 25 at Cleveland	Sep 25 at Minnesota	Sep 25 vs. N.Y. Jets
4	Oct 2 vs. New England	Oct 2 vs. Buffalo	Oct 2 at Cleveland	**Oct 2 vs. Denver**	Oct 2 vs. Miami	Oct 2 at San Diego	Oct 2 at Dallas	Oct 2 vs. New England
5	Oct 9 at Houston	Oct 9 at Jacksonville	Oct 9 at Pittsburgh	Oct 9 at Atlanta	**Oct 9 at Denver**	Oct 9 BYE WEEK	Oct 10 vs. Chicago (Mon.)	Oct 9 at Houston
6	Oct 16 vs. Cleveland	Oct 16 vs. Indianapolis	Oct 16 BYE WEEK	Oct 16 vs. St. Louis	Oct 16 BYE WEEK	Oct 17 at N.Y. Jets (Mon.)	Oct 16 vs. San Francisco	Oct 16 vs. Cleveland
7	Oct 23 vs. Kansas City	Oct 23 BYE WEEK	Oct 23 vs. Houston	Oct 23 at Minnesota	Oct 23 at N.Y. Jets	**Oct 23 vs. Denver**	Oct 23 vs. Atlanta	Oct 23 vs. Kansas City
8	Oct 30 BYE WEEK	Oct 30 at Seattle	Nov 30 vs. Indaniapolis	Oct 30 BYE WEEK	Oct 31 at Kansas City (Mon.)	Oct 30 at N.Y. Giants	**Oct 30 at Denver**	Oct 30 BYE WEEK
9	**Nov 6 vs. Denver**	Nov 6 at Tennessee	Nov 6 vs. Cincinnati	Nov 6 at San Diego	Nov 6 vs. Green Bay	Nov 6 at Kansas City	Nov 6 BYE WEEK	**Nov 6 vs. Denver**
10	Nov 10 at San Diego (Thu.)	Nov 13 vs. Pittsburgh	Nov 13 at Carolina	Nov 14 vs. Minnesota (Mon.)	Nov 10 vs. Oakland (Thu.)	Nov 13 vs. Washington	Nov 13 at Chicago	Nov 10 at San Diego (Thu.)
11	Nov 20 at Minnesota	Nov 20 at Baltimore	Nov 20 at Atlanta	Nov 20 vs. Tampa Bay	Nov 20 at Chicago	Nov 20 vs. Buffalo	Nov 20 vs. Carolina	Nov 20 at Minnesota
12	Nov 27 v s. Chicago	Nov 27 vs. Cleveland	Nov 27 vs. Tampa Bay	Nov 24 at Detroit (Thu.)	**Nov 27 vs. Denver**	Nov 24 at Dallas (Thu.)	Nov 24 vs. Green Bay (Thu.)	Nov 27 vs. Chicago
13	Dec 4 at Miami	Dec 4 at Pittsburgh	Dec 4 at Buffalo	Dec 4 at N.Y. Giants	Dec 5 at Jacksonville (Mon.)	Dec 4 vs. Oakland	Dec 4 at New Orleans	Dec 4 at Miami
14	Dec 11 at Green Bay	Dec 11 vs. Houston	Dec 11 vs. New Orleans	Dec 11 vs. Oakland	Dec 11 vs. Buffalo	Dec 11 vs. Philadelphia	Dec 11 vs. Minnesota	Dec 11 at Green Bay
15	Dec 18 vs. Detroit	Dec 18 at St. Louis	Dec 18 at Indianapolis	Dec 18 at Kansas City	Dec 18 vs. Baltimore	Dec 18 at Buffalo	Dec 18 at Oakland	Dec 18 vs. Detroit
16	Dec 24 at Kansas City (Sat.)	Dec 24 vs. Arizona (Sat.)	Dec 24 vs. Jacksonvile (Sat.)	Dec 25 vs. Chicago	Dec 24 at Detroit (Sat.)	Dec 24 at New England (Sat.)	Dec 24 vs. San Diego (Sat.)	Dec 24 at Kansas City (Sat.)
17	Jan 1 vs. San Diego	Jan 1 vs. Baltimore	Jan 1 at Houston	Jan 1 vs. Detroit	Jan 1 at Oakland	Jan 1 vs. J.Y. Jets	Jan 1 at Green Bay	Jan 1 vs. San Diego

Wk.	9 - vs. Kansas City (11/13)	10 - vs. N.Y. Jets (11/17)	11 - vs. San Diego (11/27)	12 - at Minnesota(12/4)	13 - at Chicago (12/11)	14 - vs. New England (12/18)	15 - at Buffalo (12/24)	16 - vs. Kansas City (1/1)
1	Sep 11 vs. Buffalo	Sep 11 vs. Dallas	Sep 11 vs. Minnesota	Sep 11 at San Diego	Sep 11 vs. Atlanta	Sep 12 at Miami (Mon.)	Sep 11 at Kansas City	Sep 11 vs. Buffalo
2	Sep 18 at Detroit	Sep 18 vs. Jacksonville	Sep 18 at New England	Sep 18 vs. Tampa Bay	Sep 18 at New Orleans	Sep 18 vs. San Diego	Sep 18 vs. Oakland	Sep 18 at Detroit
3	Sep 25 at San Diego	Sep 25 at Oakland	Sep 25 vs. Kansas City	Sep 25 vs. Detroit	Sep 25 vs. Green Bay	Sep 25 at Buffalo	Sep 25 vs. New England	Sep 25 at San Diego
4	Oct 2 vs. Minnesota	Oct 2 at Baltimore	Oct 2 vs. Miami	Oct 2 at Kansas City	Oct 2 vs. Carolina	Oct 2 at Oakland	Oct 2 at Cincinnati	Oct 2 vs. Minnesota
5	Oct 9 at Indianapolis	Oct 9 at New England	**Oct 9 at Denver**	Oct 9 vs. Arizonza	Oct 10 at Detroit (Mon.)	Oct 9 vs. N.Y. Jets	Oct 9 vs. Philadelphia	Oct 9 at Indianapolis
6	Oct 16 BYE	Oct 17 vs. Miami (Mon.)	Oct 16 BYE	Oct 16 at Chicago	Oct 16 vs. Minnesota	Oct 16 vs. Dallas	Oct 16 at N.Y. Giants	Oct 16 BYE WEEK
7	Oct 23 at Oakland	Oct 23 vs. San Diego	Oct 23 at N.Y. Jets	Oct 23 vs. Green Bay	Oct 23 at Tampa Bay	Oct 23 BYE WEEK	Oct 23 BYE WEEK	Oct 23 at Oakland
8	Oct 31 vs. San Diego (Mon.)	Oct 30 BYE	Oct 31 at Kansas City (Mon.)	Oct 30 at Carolina	Oct 30 BYE	Oct 30 at Pittsburgh	Nov 30 vs. Washington	Oct 31 vs. San Diego (Mon.)
9	Nov 6 vs. Miami	Nov 6 at Buffalo	Nov 6 at San Diego	Nov 6 BYE	Nov 7 at Philadelphia (Mon.)	Nov 6 vs. N.Y. Giants	Nov 6 vs. N.Y. Jets	Nov 6 vs. Miami
10	**Nov 13 vs. Denver**	Nov 13 vs. New England	Nov 10 vs. Oakland (Thu.)	Nov 14 at Green Bay (M	Nov 13 vs. Detroit	Nov 13 at N.Y. Jets	Nov 13 at Dallas	**Nov 13 vs. Denver**
11	Nov 21 at New England (Mon.)	**Nov 17 at Denver (Thu.)**	Nov 20 at Chicago	Nov 20 vs. Oakland	Nov 20 vs. San Diego	Nov 21 vs. Kansas City (Mon.)	Nov 20 at Miami	Nov 21 at New England (Mon.)
12	Nov 27 vs. Pittsburgh	Nov 27 vs. Buffalo	**Nov 27 vs. Denver**	Nov 27 at Atlanta	Nov 27 at Oakland	Nov 27 at Philadelphia	Nov 27 at N.Y. Jets	Nov 27 vs. Pittsburgh
13	Dec 4 at Chicago	Dec 4 at Washington	Dec 5 at Jacksonville (Mon.)	**Dec 4 vs. Denver**	Dec 4 vs. Kansas City	Dec 4 vs. Indianapolis	Dec 4 vs. Tennessee	Dec 4 at Chicago
14	Dec 11 at N.Y. Jets	Dec 11 vs. Kansas City	Dec 11 vs. Buffalo	Dec 11 at Detroit	**Dec 11 at Denver**	Dec 11 at Washington	Dec 11 at San Diego	Dec 11 at N.Y. Jets
15	Dec 18 vs. Green Bay	Dec 18 at Philadelphia	Dec 18 vs. Baltimore	Dec 18 vs. New Orleans	Dec 18 vs. Seattle	**Dec 18 at Denver**	Dec 18 vs. Miami	Dec 18 vs. Green Bay
16	Dec 24 vs. Oakland (Sat.)	Dec 24 vs. N.Y. Giants (Sat.)	Dec 24 at Detroit (Sat.)	Dec 24 at Washington (Sat.)	Dec 25 at Green Bay	Dec 24 vs. Miami (Sat.)	**Dec 24 vs. Denver (Sat.)**	Dec 24 vs. Oakland (Sat.)
17	**Jan 1 at Denver**	Jan 1 at Miami	Jan1 at Oakland	Jan 1 vs. Chicago	Jan 1 at Minnesota	Jan 1 vs. Buffalo	Jan 1 at New England	**Jan 1 at Denver**