

BRONCOS



2015 MEDIA GUIDE

Executive Offices and Training Facility

13655 Broncos Parkway • Englewood, CO 80112

Telephone: (303) 649-9000 • FAX: (303) 264-5561

Team Website: www.DenverBroncos.com • Media Website: <http://media.denverbroncos.com>

Media Relations

Patrick Smyth, Vice President of Public Relations: (303) 264-5536 • patrick.smyth@broncos.nfl.net

Erich Schubert, Senior Manager of Media Relations: (303) 264-5503 • erich.schubert@broncos.nfl.net

Rebecca Villanueva, Corporate Communications Manager: (303) 264-5598 • rebecca.villanueva@broncos.nfl.net

Seth Medvin, Media Relations Coordinator: (303) 264-5608 • seth.medvin@broncos.nfl.net

Sports Authority Field at Mile High

1701 Bryant St. • Denver, CO 80204

Broncos Ticket Office

Suite 100
(720) 258-3333

Broncos Marketing Department

Suite 900
(720) 258-3100

Stadium Management Co.

Suite 700
(720) 258-3000

2015 DENVER BRONCOS SCHEDULE

(all times local at site)

PRESEASON

Wk.	Day	Date	Opponent	Site	Time	TV
1	Fri.	Aug. 14	at Seattle	CenturyLink Field	7 p.m. PDT	KTVB-20
2	Sat.	Aug. 22	at Houston	NRG Stadium	7 p.m. CDT	KTVB-20
3	Sat.	Aug. 29	SAN FRANCISCO	Sports Authority Field at Mile High	7 p.m. MDT	KTVB-20
4	Thu.	Sept. 3	ARIZONA	Sports Authority Field at Mile High	7 p.m. MDT	KTVB-20

REGULAR SEASON

Wk.	Day	Date	Opponent	Site	Time	TV
1	Sun.	Sept. 13	BALTIMORE	Sports Authority Field at Mile High	2:25 p.m. MDT	CBS
2	Thu.	Sept. 17	at Kansas City	Arrowhead Stadium	7:25 p.m. CDT	NFL/CBS
3	Sun.	Sept. 27	at Detroit	Ford Field	8:30 p.m. EDT	NBC
4	Sun.	Oct. 4	MINNESOTA	Sports Authority Field at Mile High	2:25 p.m. MDT	FOX
5	Sun.	Oct. 11	at Oakland	O.co Coliseum	1:25 p.m. PDT	CBS*
6	Sun.	Oct. 18	at Cleveland	FirstEnergy Stadium	1 p.m. EDT	CBS*
7	BYE					
8	Sun.	Nov. 1	GREEN BAY	Sports Authority Field at Mile High	6:30 p.m. MST	NBC*
9	Sun.	Nov. 8	at Indianapolis	Lucas Oil Stadium	4:25 p.m. EST	CBS*
10	Sun.	Nov. 15	KANSAS CITY	Sports Authority Field at Mile High	2:25 p.m. MST	CBS*
11	Sun.	Nov. 22	at Chicago	Soldier Field	12 p.m. CST	CBS*
12	Sun.	Nov. 29	NEW ENGLAND	Sports Authority Field at Mile High	6:30 p.m. MST	NBC*
13	Sun.	Dec. 6	at San Diego	Qualcomm Stadium	1:05 p.m. PST	CBS*
14	Sun.	Dec. 13	OAKLAND	Sports Authority Field at Mile High	2:05 p.m. MST	CBS*
15	Sun.	Dec. 20	at Pittsburgh	Heinz Field	4:25 p.m. EST	CBS*
16	Mon.	Dec. 28	CINCINNATI	Sports Authority Field at Mile High	6:30 p.m. MST	ESPN
17	Sun.	Jan. 3	SAN DIEGO	Sports Authority Field at Mile High	2:25 p.m. MST	CBS*

* - All NFL games scheduled for Sundays from Weeks 5-17 are eligible to be moved to the Sunday night

ABOUT THE 2015 DENVER BRONCOS MEDIA GUIDE

The 2015 Denver Broncos' media guide was prepared by the club's media relations department as an information resource for members of the media and NFL fans. All information, including player biographies, rosters and team transactions contained in the publication is current as of June 18, 2015.

An electronic version of the Denver Broncos' 2015 media guide can be found by visiting the team's media website:

<http://media.denverbroncos.com/media+guide>

BRONCOS

WINNING TRADITION



SINCE THE 1970 AFL/NFL MERGER...

SUPER BOWL BERTHS

Team	No.
1. Dallas	8
New England	8
Pittsburgh	8
4. Denver	7
5. San Francisco	6

OVERALL WINS

Team	No.
1. Pittsburgh	456
2. Dallas	442
3. Miami	428
4. Denver	425
San Francisco	425

WINNING SEASONS

Team	No.
1. Pittsburgh	32
2. Dallas	30
3. Miami	29
New England	29
5. Denver	27
Minnesota	27

REG. SEASON WINS

Team	No.
1. Pittsburgh	423
2. Dallas	409
3. Miami	408
4. Denver	405
5. San Francisco	395

LOSING SEASONS (fewest)

Team	No.
1. Miami	9
Pittsburgh	9
3. Denver	10
4. Dallas	11
5. Minnesota	12

Recent expansion teams not included

HOME WINS (REG.)

Team	No.
1. Pittsburgh	250
2. Denver	243
3. Minnesota	232
4. Miami	231
5. Dallas	230

DENVER BRONCOS

2015

MEDIA GUIDE

INDEX

100-Yard Receiving Games	650	Comebacks	656
100-Yard Rushing Games	647	Community Development	684
100-Yard Rushing Halves/Quarters	650	Darrent Williams Good Guy Award	683
300-Yard Passing Games	654	Day, Broncos Record By	385
1,000-Yard Rushing Seasons	646	Decade, Broncos Record By	385
1,000-Yard Rushing Seasons	646	Divisional Record	382
2014 Season:		Draft Choices:	
Game Summaries/Stats	268	All-Time Draft Choices By School	301
Game-By-Game Statistics	252	All-Time First-Round Picks	301
Individual Game-by-Game Statistics	255	All-Time Year-by-Year Drafts	302
Miscellaneous Statistics	266	Ed Block Courage Award, Broncos Winners	683
NFL Rankings	264	Ellis, Joe	17
NFL Standings/Playoff Results	389	Elway, John	18
Participation	254	Ring of Fame Bio	669
Preseason Team Statistics	246	First Game, Broncos History	186
Regular-Season Team Statistics	242	Free Agents Signed/Lost, 1989-2015	308
Single-Game Highs And Lows	251	Hall of Fame Broncos	666
Starters By Game	249	Helmets, Broncos All-Time	356
Takeaway Statistics	265	Highlight Video Information	692
3,000-Yard Passing Seasons	646	Historical Highlights	346
Administration	51	Honors And Awards:	
All-Time Broncos Record	382	All-Time Individual Year-By-Year	658
Alumni Association	3	Broncos All-Time NFL Honors	662
American Bowl, Broncos Participation In	189	Broncos Team Awards	683
Attendance Marks	586	How The Broncos Are Built	236
Biographies:		Kubiak, Gary	21
Coordinators/Assistant Coaches	24	Last Time	260
First-Year Players	215	Leads Lost	656
Player Personnel/Football Operations	45	Little, Floyd	672
Rookies	218	Logos, Broncos All-Time	356
Veteran Players	60	Margin Of Victory And Defeat	616
Bowlen, Pat:		Mascots (Thunder And Miles)	688
Biography	12	Media Information	IBC
Broncos Accomplishments Under	15	Media Website	BC
Broncos Name Origin	137	Milestone Games	384
Bye Weeks:		Monday Night Games	383
Broncos Record After The Bye	384	Month, Broncos Record By	385
Cheerleaders	687	Nationally Televised Games, 1984-2014	16
Christmas Games	384	Overtime Games	383
Coaches:		Paul D. Bowlen Memorial Broncos Centre	9
All-Time Coaches Roster	313	Postseason Game Summaries	506
Broncos Head Coaching Tree	44	Preseason Television Network (KUSA)	695
Most Years Of Service	37	Pro Bowl Selections	662
Year-by-Year Coaching Records	585	Pronunciation Guide	231
Coldest Games	696	Radio Network (850 KOA)	694

CREDITS

The 2015 Denver Broncos media guide was produced by the club's media relations department. Information contained herein was compiled by the current and previous media relations staffs and is current as of June 18, 2015. ©2015 Denver Broncos Football Club.

This project was coordinated by Erich Schubert. Writing, layout, design and editing by Schubert, Patrick Smyth and Seth Medvin using Adobe InDesign CS6 desktop publishing application. Special thanks to Jim Saccomano, the NFL communications department, the late Joe Cronin, John Turney, Dave Plati, Santo Labombarda and the Elias Sports Bureau staff, and Stats Inc. for providing extensive statistical data. Printing by Publication Printers, Denver, Colo. Photography and scans by Eric Bakke, Rich Clarkson and Associates, LLC (Rich Clarkson, Trevor Brown Jr., Steve Nowland, Ryan McKee, Jamie Schwaberow and Brett Wilhelm) and Pete Eklund. Cover designed by Ashley Montgomery. Special thanks to Kenn Rust of Rust Graphics.

DENVER BRONCOS

2015

MEDIA GUIDE

INDEX

Records — Postseason:		Season Openers:	
Broncos Individual	635	All-Time Results	385
Broncos Team	641	Season Ticket Sales	586
Records — Regular Season:		Series Records vs. Opponents	378
Broncos Individual	600	Broncos vs. The NFL (Reg./Post./Preseason) ..	382
Fumble Returns	611	Service With Broncos	599
Interceptions	610	Shutouts:	
Kicking	613	By Denver	624
Kickoff Returns	609	By Opponents	616
Passing	602	Stadium Information:	
Punt Returns	608	Broncos Stadium History	691
Punting	607	Records	693
Receiving	606	Seating Diagram	692
Rushing	601	Sports Authority Field at Mile High	689
Sacks	612	Staff Directory	4
Safeties	611	Starting Lineups, All-Time	498
Scoring	612	Stats Crew	693
Total Offense	600	Sunday Night Games	383
Broncos Team	615	Super Bowl:	
Passing Defense	626	Future Sites	696
Passing Offense	618	Thanksgiving Games	384
Penalties	623	Trades, All-Time	309
Rushing Defense	625	Training Camp Sites, All-Time	696
Rushing Offense	617	Transactions, 2014-15	237
Scoring Defense	624	Uniforms, Broncos All-Time	356
Scoring Offense	616	Vince Lombardi Trophies	206
Streaks	615	Walter Payton NFL Man Of The Year, Broncos Winners ..	683
Total Defense	624	Warmest Games	696
Total Offense	616	Year-By-Year Individual Leaders:	
Turnovers	623	Field Goals	598
Opponent Individual	628	Interceptions	594
Opponent Team	631	Kickoff Returns	596
Results:		Passing	591
All-Time Game-By-Game	358	Punt Returns	595
Artificial Turf Record	696	Punting	598
Retired Jersey Numbers	665	Receiving	593
Ring of Fame	667	Rushing	590
Rosters:		Sacks	599
2015 Roster	232	Scoring	597
2015 Roster Breakdown By Position	231	Tackles	599
All-Time Broncos (Alphabetical)	317	Year-By-Year Final Records	386
All-Time Broncos (Numerical)	334	Year-By-Year Final Statistics	388
All-Time Practice Squad (Alphabetical)	342	Year-By-Year Team Statistics:	
All-Time Practice Squad (By Year)	344	Team Defense	588
All-Time Roster Breakdown By School	331	Team Offense	587
All-Time Roster Height/Weight Breakdowns	332	Team Third Downs	589
All-Time Roster Height/Weight Extremes	333	Team Turnovers	589
Schedule, 2015	IFC	Zimmerman, Gary	681

DENVER BRONCOS ALUMNI ASSOCIATION

The Denver Broncos Alumni Association was formed in 1991 to provide an opportunity for former players to remain actively involved with the Broncos' organization. The Alumni Association serves as a goodwill extension of the Denver Broncos, and the members are available to counsel current players on life after football. Their mission is to uphold the highest standards of professionalism, integrity and honor. They are committed to enhance our communities through active service and devotion and pledge to support the Denver Broncos Football Club in its community outreach programs and present themselves as positive role models and mentors. The 16 members of the Alumni Council are Odell Barry (Treasurer), Tyrone Braxton, Larry Brunson, Bucky Dilts, Ron Egloff, Steve Foley, Tom Graham, Mike Harden, Mark Jackson, Le-Lo Lang (President), Willie Oshodin, Jeb Putzier, Reggie Rivers (Secretary), Frank Robinson (Vice President), Billy Thompson and David Treadwell.



BRONCOS DIRECTORY

Denver Broncos Football Club
13655 Broncos Parkway, Englewood, CO 80112

Telephone	(303) 649-9000
Ticket Office	(720) 258-3333
Marketing Department	(720) 258-3100
Stadium Management Company	(720) 258-3000
Website	www.DenverBroncos.com
Home Stadium	Sports Authority Field at Mile High (76,125)
Colors	Broncos Orange (PMS 1655C) and Broncos Navy (PMS 289C)
Conference	American Football Conference (West Division)



OWNERSHIP

OWNER

Pat Bowlen

EXECUTIVE STAFF

PRESIDENT & CEO

Joe Ellis

GENERAL COUNSEL/EXECUTIVE STAFF

Rich Slivka General Counsel/Executive Vice President
John Elway Exec. V.P. of Football Ops./General Manager
Mac Freeman Sr. Vice President of Business Development
Justin Webster Chief Financial Officer
Nancy Svoboda Sr. Vice President of Human Resources

VICE PRESIDENTS

Keith Bishop Vice President of Security
Chip Conway Vice President of Operations
Brady Kellogg Vice President of Corporate Partnerships
Cindy Kellogg Vice President of Community Development
Dennis Moore Vice President of Sales and Marketing
Darren O'Donnell Vice President of Business Development
Patrick Smyth Vice President of Public Relations
Russ Trainor Vice President of Information Technology

ADMINISTRATIVE STAFF

Veronica Ibarra Executive Asst. to Bowlen Family
Lisa Williams Exec. Asst. to President & CEO and General Counsel
Kathy Hatch Exec. Asst. to Exec. V.P. of Football Operations/GM
Kristi Nichols Executive Assistant to Head Coach
Pam Papsdorf Exec. Assistant to Player Personnel
Sharon Erwin Receptionist

FOOTBALL STAFF

COACHING STAFF

Gary Kubiak Head Coach
Rick Dennison Offensive Coordinator
Wade Phillips Defensive Coordinator
Joe DeCamillis Special Teams Coordinator
Clancy Barone Offensive Line
Chris Beake Defensive Assistant
Samson Brown Assistant Defensive Backs
Brian Callahan Offensive Assistant/Quarterbacks
Tony Coaxum Assistant Special Teams
James Cregg Assistant Offensive Line
Mike Eubanks Assistant Strength and Conditioning
Reggie Herring Linebackers
Greg Knapp Quarterbacks/Passing Game Coord.
Bill Kollar Defensive Line
Anthony Lomando Assistant Strength and Conditioning
Dennis Love Assistant Strength and Conditioning
Marc Lubick Assistant Wide Receivers

Fred Pagac Outside Linebackers
Brian Pariani Tight Ends
Luke Richesson Strength and Conditioning
Eric Studesville Running Backs
Tyke Tolbert Wide Receivers
Joe Woods Defensive Backs

PLAYER PERSONNEL / FOOTBALL OPERATIONS

Matt Russell Director of Player Personnel
Tom Heckert Director of Pro Personnel
Mike Sullivan Director of Football Administration
Mark Thewes Director of Team Administration
Ray Jackson Director of Player Development
Mitch Tanney Director of Football Analytics
A.J. Durso Assistant Director of Pro Personnel
Adam Peters Assistant Director of College Scouting
John Spytek National Scout
Eugene Armstrong Southeast Area Scout
Dave Bratten College Scouting Coord./Area Scout
Scott DiStefano Midwest Area Scout
Darren Mougey Southwest Area Scout
Nick Schiralli Atlantic Area Scout
Brian Stark Western Regional Scout
Bryan Chesin Player Personnel Assistant
Klein Kubiak Player Personnel Assistant

MEDICAL STAFF

Steve Antonopoulos Head Athletic Trainer
Corey Oshikoya Assistant Athletic Trainer
Josh Hartman Assistant Athletic Trainer
Dustin Little Asst. Athletic Trainer/Physical Therapist
Michael Sundeen Assistant Athletic Trainer
Martin Boublik, MD Head Team Physician
J. Steven Geraghty, MD Team Physician
Josh Metzl, MD Team Physician
Braden Mayer, MD Team Physician
Chad Prusmack, MD Team Neurosurgeon

EQUIPMENT

Chris Valenti Equipment Manager
Mike Harrington Assistant Equipment Manager
Jason Schell Assistant Equipment Manager
Kenny Chavez Assistant Equipment Manager

FOOTBALL INFORMATION SYSTEMS

Tony Lazzaro Director of Football Information Systems
Karl Schreiner Senior Applications Developer

VIDEO OPERATIONS

Steve Boxer Video Director
Gary McCune Video Operations Manager
Kirt Horiuchi Video Assistant
Chris Kirchner Video Assistant

BUSINESS STAFF

MEDIA RELATIONS

Erich Schubert..... Senior Manager of Media Relations
Rebecca Villanueva..... Corporate Communications Manager
Seth Medvin..... Media Relations Coordinator

DIGITAL MEDIA

Ben Hunt..... Director of Digital Media
Andrew Mason..... Senior Digital Reporter
Ben Swanson..... Associate Editor, DenverBroncos.com
Tioni Taylor..... Digital Media Production Coordinator
Scott Ward..... Social Media Coordinator

TEAM MEDIA

Mike Bonner..... Sr. Director of Event Presentation & Production
Chris Hall..... Supervising Producer/Broncos TV Host
Nick Young..... Supervising Producer
Austin Brink..... Supervising Producer/Lead Camera Operator
Phil Milani..... Coordinating Producer/Reporter
Spencer Millard..... Sr. Motion Graphics Designer/Video Editor
Luis Miranda..... Motion Graphics Designer/Producer
Liz Coates..... Game Entertainment Manager

COMMUNITY DEVELOPMENT

Billy Thompson..... Director of Community Outreach
Bobby Mestas..... Director of Youth & High School Football
Liz Mannis..... Manager of Community Development

FINANCE

Dianne Sehgal..... Controller
Michael Kalousek..... Manager of Financial Analysis
Fred Krebs..... Manager of Cash/Treasury
Nanette Thompson..... Assistant Controller
Jennifer Brunetti..... Payroll Administrator
Peggy Jackson..... Revenue Accountant
Gina Johnson..... Accounts Payable
Kelly Royall..... Manager of Travel Services

INFORMATION TECHNOLOGY

Chris Newman..... Information Technology Architect
Gil Bencomo..... Senior Information Technology Engineer
Jason Moore..... Senior Information Technology Engineer
Mike Corey..... Senior Information Technology Analyst
Nick Burris..... Information Technology Engineer
Tahoe Dennis..... Associate Information Technology Engineer
Rick Seifert..... Chief Communications Engineer

HUMAN RESOURCES

Aracely Gomez..... Human Resources Director
Kristin Wood..... Human Resources Coordinator

MARKETING

Sandy Young..... Director of Marketing
Marisol Villagomez..... Manager of Fan Development
Esmarie Van Zuylen..... Marketing & Research Analyst
Brad Post..... Mascot Coordinator
Scott Lantis..... Coord. of Promotions & Special Events
Ashley Montgomery..... Prod. Manager, Graphic Design
Taryn Parker..... Graphic Designer

SPONSORSHIP

Jon Carlson..... Director of Business Development
Derek Thomas..... Director of Corporate Partnerships
Craig Walsh..... Sr. Manager of Partnership and Suite Sales
Matt Grable..... Manager of Partnership Activation and Service
Amanda Hebert..... Manager of Partnership Activation and Service
Kim Torrez..... Manager of Partnership Activation and Service
Kellie Sciacca..... Manager of Partnership Activation and Service
Brooke Carnie..... Partnership Activation and Services Coord.
John Bowlen..... Corporate Partnerships Coordinator
Kelsey Zimmerman..... Partnership Activation and Services Coord.

CHEERLEADERS

Shawna Peters..... Director of Cheerleaders
Shelly Trujillo..... Assistant Director, Cheerleaders
Lauren Giangregorio..... Program Manager, Cheerleaders

OPERATIONS

Fred Fleming..... Director of Special Services
Adam Newman..... Senior Logistics Manager
John Karpan..... Facility Manager
Greg Johnson..... Maintenance Coordinator
Josh Bruning..... Operations Coordinator

TURF OPERATIONS

Brooks Dodson..... Director of Sports Turf & Grounds
Cole Dudley..... Sports Turf Coordinator
Sam Pendleton..... Sports Turf Assistant
Gordon Cobb..... Grounds Coordinator

NUTRITION & DINING

Bryan Snyder..... Director of Team Nutrition
Justin Domsch..... Executive Chef
Skylar Smith..... Sous Chef
Alfredo Gonzalez..... Preparation Chef

TICKET OPERATIONS

Kirk Dyer..... Exec. Dir. of Ticket Operations and Admin.
Katie Delay..... Director of Ticket Operations
Clark Wray..... Director of Ticket & Database Operations
Patti Barban..... ADA Manager
Stacie Fear..... Ticket Manager
Ivy Barron..... Ticket Operations Coordinator

PREMIUM SEATING

Chris Faulkner..... Manager of Premium Seating
Dave Stutman..... Senior Premium Seating Executive
Geoff Sanders..... Senior Premium Seating Executive
Ben Racine..... Premium Sales Executive
Melissa Anderson..... Premium Service Executive

STADIUM MANAGEMENT CO.

Jay Roberts..... General Manager
Scott Bliet..... Assistant General Manager
Chuck Olney..... Director of Business Development
Jon Applegate..... Director of Event Operations
Austin Zilis..... Parking and Events Manager
Anna Marie Marcus..... Special Events Sales Manager
Jasmine Williams..... Special Events Administrator
Fran Williams..... SMC Receptionist
Judi Fernquist..... SMC Receptionist
Pat Tetrick..... Senior Manager of Guest Relations
Ethan Honaman..... Guest Relations Assistant Manager
Darla Disner..... Guest Relations Administrator
Jared Devine..... Security Manager
Jim White..... Assistant Security Manager
Mo Mills..... 24-Hour Security Supervisor
Scott Padgett..... 24-Hour Security Shift Supervisor
Cindy Gordon..... 24-Hour Security Shift Supervisor
Zach Myhra..... Director of Facilities
Chad Henderson..... Lead Engineer
Matt Shine..... Senior Operations Manager
Howard Brown..... Facility Operations Manager
Terrance "Jamie" Perkins..... Lead Plumber
Curt Norton..... Plumber
Chris Hoag..... Lead Electrician
Page Valencia..... Electrician
Jeremiah Roybal..... HVAC Technician
Brett Seibel..... Site & Facilities Manager
Craig Honas..... General Maintenance Lead
Steven Morris..... General Maintenance Technician
Kevin O'Connor..... General Maintenance Technician
Patrick Bowlen III..... Facilities Coordinator
Cassidee Owens..... Production Artist
Megan Rollins..... Assistant Production Artist
Amy Thomas..... Purchasing & Project Coordinator
Molly Westcott..... Operations Assistant
Chris Hathaway..... Turf Manager
Luke Kellerman..... Assistant Turf Manager
Abe Picaso..... Turf Technician
Pat Jordan..... Dir. of Technical & Broadcast Operations
Jeremy Wecker..... Manager of A/V Technology & Engineering
Lorraine Spargo..... Director of Special Projects

DENVER BRONCOS' WINNING TRADITION

Denver Broncos football enters its 56th season in 2015 as the team seeks to return to the pinnacle of success it enjoyed with back-to-back Super Bowl wins in 1997 and '98. Playing for the 15th year at their glistening stadium, Sports Authority Field at Mile High, the Broncos will perform before sellout crowds for the 46th consecutive season, the first 31 of which came at Mile High Stadium. The team has sold out 349 consecutive regular-season games and 369 consecutive contests including playoff games. Broncos fans have watched their team amass one of the NFL's finest records since the club's first winning season in 1973, enduring just seven losing seasons—tied for the fewest in the NFL—as shown in the list below.

This season also marks Pat Bowlen's 32nd as owner of the Broncos. During that time, Denver has enjoyed a virtually unmatched level of success in the context of the entire NFL and within the American Football Conference Western Division.

FEWEST NUMBER OF LOSING SEASONS, NFL, 1973-2014

Denver	7	Balt. Ravens/Cleveland	18
Houston [^]	7	Indianapolis/Baltimore Colts	18
Pittsburgh	7	New York Jets	19
Miami	9	Cincinnati	20
New England	10	Kansas City	20
Carolina*	11	New York Giants	20
Dallas	11	Chicago	21
Jacksonville*	11	St. Louis/L.A. Rams	21
Minnesota	12	Buffalo	22
Cleveland†	13	New Orleans	22
Green Bay	14	Atlanta	26
Washington	15	Tampa Bay#	26
Oakland/L.A. Raiders	16	Arizona/Phoenix/St. Louis	28
Philadelphia	16	Detroit	28
San Diego	17		
San Francisco	17	<i>#began play in 1976</i>	
Seattle#	17	<i>*began play in 1995</i>	
Tennessee/Houston	17	<i>†began play in 1999</i>	
		<i>^began play in 2002</i>	

NFL's Second Best Since 1975 — The Broncos' 377-248-1 (.603) record in the regular season since 1975 ranks second in the NFL during those 40 seasons.

TOP RECORDS AMONG NFL TEAMS, 1975-2014 (regular season only)

Franchise	Record	Pct.
1. Pittsburgh Steelers	381-244-1	.609
2. Denver Broncos	377-248-1	.603
3. New England Patriots	364-262-0	.581
5. Dallas Cowboys	360-266-0	.575
4. San Francisco 49ers	357-267-2	.572

CHARTING THE BRONCOS' 14 DIVISION TITLES

Year	Record	AFC Playoff Record	Level Reached
1977*	12-2	2-0	Super Bowl XII
1978	10-6	0-1	AFC Divisional Playoff
1984	13-3	0-1	AFC Divisional Playoff
1986	11-5	2-0	Super Bowl XXI
1987*	10-4-1	2-0	Super Bowl XXII
1989*	11-5	2-0	Super Bowl XXIV
1991	12-4	1-1	AFC Championship
1996*	13-3	0-1	AFC Divisional Playoff
1998*	14-2	2-0	World Champions
2005	13-3	1-1	AFC Championship
2011	8-8	1-1	AFC Divisional Playoff
2012*	13-3	0-1	AFC Divisional Playoff
2013*	13-3	2-0	Super Bowl XLVIII
2014	12-4	0-1	AFC Divisional Playoff

**denotes seasons in which Broncos secured homefield advantage throughout AFC Playoffs.*

DENVER BRONCOS' WINNING TRADITION

Historical Start — The Broncos began the 1998 season by winning their first 13 games, a feat accomplished only seven other times in NFL history.

TEAMS TO START 13-0 OR BETTER IN NFL HISTORY

Team	Year	Record	Reg. Season Finish	Postseason
Green Bay	2011	13-0	15-1	Lost NFC Divisional Playoff Game
New England	2007	16-0	16-0	Lost Super Bowl XLII
Indianapolis	2009	14-0	14-2	Lost Super Bowl XLIV
Miami	1972	14-0	14-0	Won Super Bowl VII
New Orleans	2009	13-0	13-3	Won Super Bowl XLIV
Indianapolis	2005	13-0	14-2	Lost AFC Divisional Playoff Game
Denver	1998	13-0	14-2	Won Super Bowl XXXIII
Chicago Bears	1934	13-0	13-0	Lost NFL Championship Game

18-Game Winning Streak — The Broncos won 18 consecutive games, including postseason, during their two-Super Bowl run from 1997-98. Denver's 18-game overall winning streak ties for the third longest in NFL history.

LONGEST WIN STREAKS IN NFL HISTORY (REGULAR SEASON AND POSTSEASON COMBINED)

Team	Wins	Date Began-Ended	Accomplishments
1. New England	21	10/5/03-10/31/04	Won Super Bowls XXXVIII and XXXIX
2. Green Bay	19	12/26/10-12/11/11	Won Super Bowl XLV
3. Denver	18	12/21/97-12/13/98	Won Super Bowls XXXII and XXXIII
New England	18	9/9/07-2/3/08	First-ever 16-0 regular season
San Francisco	18	11/27/89-11/18/90	Won Super Bowl XXIV
Miami	18	9/17/72-9/23/73	Won Super Bowl VII
Chicago Bears	18	11/9/41-12/13/42	Won 1941 NFL Championship
Chicago Bears	18	11/26/33-12/9/34	Won 1933 NFL Championship

Homefield Advantage — The Broncos' 236-89-0 (.726) overall record at home since 1975 is the best in the NFL. Denver owns an NFL-best 221-85-0 (.722) home record in the regular season since 1975 and is 15-4 (.789) in the postseason at home during this time.

TOP FIVE HOME RECORDS, NFL, 1975-2014

Team	Regular Season	Postseason	Total	Pct.
1. Denver	229-85-0 (.729)	15-5 (.750)	244-90-0	.731
2. Pittsburgh	222-89-1 (.713)	18-8 (.692)	240-97-1	.712
3. Baltimore	106-45-1 (.701)	3-2 (.600)	109-47-1	.697
4. New England	208-105-0 (.665)	16-4 (.800)	224-109-0	.673
5. Minnesota	206-106-1 (.658)	8-5 (.615)	214-112-1	.656

24 In A Row At Home — The Broncos won 24 consecutive home games in the regular season from 1996-98, marking the third-longest such winning streak in NFL history.

LONGEST REGULAR-SEASON HOME WIN STREAKS IN NFL HISTORY

Team	Years	Wins	Accomplishments
1. Miami	1971-74	27	Played in three consecutive Super Bowls, winning two (VII and VIII)
2. Green Bay	1995-98	25	Played in back-to-back Super Bowls, winning one (XXXI)
3. Denver	1996-98	24	Won two Super Bowls (XXXII and XXXIII)

Perfect In Denver — The Broncos' undefeated home finish in 1998 was the club's third in a row, making the Broncos only the fourth franchise in NFL history to complete three consecutive regular seasons at home without losing a game.

MOST CONSECUTIVE UNDEFEATED HOME SLATES IN NFL HISTORY

Team	No.	Years	Records	Accomplishments
1. Green Bay	4	1929-32	5-0, 6-0, 8-0, 5-0-1	Won NFL title from 1929-31
2. Denver	3	1996-98	8-0, 8-0, 8-0	Won Super Bowls XXXII and XXXIII
Miami	3	1972-74	7-0, 7-0, 7-0	Won Super Bowls VII and VIII
Chicago Bears	3	1942-44	6-0, 5-0, 4-0-1	Won 1941 NFL Championship



More than 650,000 people descended on downtown Denver on Jan. 27, 1998, to salute the World Champion Broncos two days after their victory over Green Bay in Super Bowl XXXII in San Diego. A parade through the streets of the city culminated in a rally at Civic Center Park, where Colorado Governor Roy Romer and Denver Mayor Wellington Webb officially welcomed the Super Bowl champions home. A similar gathering was held a year later on Feb. 1, 1999, when the Broncos returned home from Miami after defeating Atlanta in Super Bowl XXXIII. Governor-elect Bill Owens and Mayor Webb joined the festivities to salute the back-to-back World Champs.

DENVER FOURTH IN NFL IN SUPER BOWL APPEARANCES — The Broncos made their seventh Super Bowl appearance against Seattle on Feb. 2, 2014, and that total ranks fourth in NFL history behind Dallas, (8), New England (8) and Pittsburgh (8). Winners of back-to-back Super Bowls (XXXII and XXXIII), the Broncos are one of just seven franchises to “repeat” as World Champions.

MOST SUPER BOWL APPEARANCES, NFL HISTORY

Franchise	Appearances	Games (wins asterisked)	Record
1. Dallas Cowboys	8	V, VI*, X, XII*, XIII, XXVII*, XXVIII*, XXX*	5-3
New England Patriots	8	XX, XXXI, XXXVI*, XXXVIII*, XXXIX*, XLII, XLVI, XLIX*	4-4
Pittsburgh Steelers	8	IX*, X*, XIII*, XIV*, XXX, XL*, XLIII*, XLV	6-2
4. Denver Broncos	7	XII, XXI, XXII, XXIV, XXXII*, XXXIII*, XLVIII	2-5
5. San Francisco 49ers	6	XVI*, XIX*, XXIII*, XXIV*, XXIX*, XLVII	5-1

COMING BACK STRONGER — The 1997-98 Broncos are one of only five teams to have posted a better record during the season following a Super Bowl victory.

SUPER BOWL CHAMPIONS TO POST BETTER RECORDS THE FOLLOWING SEASON

Team	Year	Record	Next Year's Rec.	Postseason Finish
New York Giants	2007	10-6	12-4	Lost NFC Divisional Game
Indianapolis Colts	2006	12-4	13-3	Lost AFC Divisional Game
Denver Broncos	1997	12-4	14-2	Won Super Bowl XXXIII
San Francisco 49ers	1988	10-6	14-2	Won Super Bowl XXIV
Pittsburgh Steelers	1974	10-3-1	12-2	Won Super Bowl X

BRONCOS THE MOST VICTORIOUS FOR ANY THREE-YEAR PERIOD — Denver's 34-19 victory over Atlanta in Super Bowl XXXIII gave it the most wins in a three-year period (46) and the second-most wins in a two-year period (33) in NFL history (regular season and playoffs).

NFL Record for Most Wins in a Three-Year Span

1. Denver Broncos, 46 wins (1996-98)
2. New England Patriots, 45 wins (2003-05)
- San Francisco 49ers, 45 wins (1988-90)
4. Dallas Cowboys, 44 wins (1992-94)
- Miami Dolphins, 44 wins (1971-73)

NFL Record for Most Wins in a Two-Year Span

1. New England Patriots, 34 wins (2003-04)
2. Denver Broncos, 33 wins (1997-98)
3. New England Patriots, 32 wins (2006-07, '07-08)
- San Francisco 49ers, 32 wins (1989-90)
- Miami Dolphins, 32 wins (1972-73)

THE PAUL D. BOWLEN MEMORIAL BRONCOS CENTRE

On March 5, 1990, the Denver Broncos moved into the Paul D. Bowlen Memorial Broncos Centre, the state-of-the-art headquarters for the National Football League team located in Englewood, Colo.

The Broncos' facility—situated on 25.5 acres in the rapidly expanding Dove Valley Business Park in South Arapahoe County—is named for the Broncos owner's late father and is the culmination of Pat Bowlen's desire to maximize a positive working environment for his football team, which captured back-to-back World Championships with victories in Super Bowls XXXII and XXXIII.

During the 2014 offseason, the Broncos invested more than \$35 million to renovate its existing facility and construct an indoor practice facility adjacent to the team's current headquarters.

The 2014 capital improvement plan at Dove Valley, which made the Broncos' headquarters one of the elite training facilities in all of professional sports, included:



- Expanding the Paul D. Bowlen Memorial Broncos Centre by 15,890 square feet on the north end and renovating the lobby, media room and other existing infrastructure on the south side.

- Constructing a new commercial kitchen and cafeteria as well as new video operations and football technology offices.

- Adding more than 3,000 square feet of conference space along with several new offices and workspaces.

- Building a 115,000 square-foot indoor practice facility west of the current practice fields that includes an 85,000 square-foot field house as well as a 30,000 square-foot support space.

- Enhancing the new indoor full-length field with a locker room and football service area.

- Accompanying the field house with meeting spaces, a video production room and a Broncos retail outlet.

- Improving the training camp experience for fans by creating a larger public viewing area, including new ADA seating, adding additional parking and improving restroom facilities.



THE PAUL D. BOWLEN MEMORIAL BRONCOS CENTRE

There is ample practice space available for use by the Broncos on the three outdoor natural grass fields. The fields have a unique design system that includes underground tubing to prevent the turf from freezing and thus allows the Broncos to practice year-round on unfrozen natural grass.

The new indoor practice facility, enables the team to utilize a full-length field in a climate-controlled environment.

Outdoor practice fields.



Full-length field in the new indoor practice facility.




Above: The team's dining hall, featuring a full kitchen and a Gatorade Fuel Bar, keeps players, coaches and staff fed year round.



Left: The Broncos' strength and conditioning center is situated north of the Paul D. Bowlen Memorial Broncos Centre. The weight room, spanning approximately 9,000 square feet, along with the 18,000-square foot indoor turf field, affords the football team and its strength and conditioning staff one of the finest training facilities in the NFL.

DID YOU KNOW?

The Broncos' original headquarters consisted of a Quonset hut on Clay Street near Bears Stadium, the team's home field. In the mid-1960s, the franchise moved into a different facility at 5700 Logan Street in North Denver. The series of small buildings served as the club's home until the Paul D. Bowlen Memorial Broncos Centre in Englewood, Colo., was completed in 1990.





PAT BOWLEN

OWNER

Pat Bowlen enters his 32nd season as Owner of the Denver Broncos in 2015, and his tenure of ownership is indelibly stamped as one of the most successful periods for any team in National Football League history.

The longest-tenured owner of a professional sports team in Colorado history and the only owner in NFL history to achieve 300 overall victories during his first 30 seasons, Mr. Bowlen has guided the franchise to an unprecedented run of success during his three-plus decades in Denver.

His outstanding contributions to the Broncos, the community and the NFL have established him as one of the greatest and most influential contributors in professional football history.

Elected to the Denver Broncos Ring of Fame in 2015, Mr. Bowlen presides over a franchise that is one of the crown jewels among NFL clubs. With more Super Bowl appearances (6) than losing seasons (5) during Mr. Bowlen's ownership, the Broncos are, by any definition, at the pinnacle of professional sports franchises.

The Broncos' status was recognized nationally in a 2014 Harris poll than named the franchise "America's Team."

The Denver Broncos are the soul of the city, Mr. Bowlen serves as the owner and steward of this sterling franchise, and the legend of both team and owner are marked by achievement and success at every level. Whether judged by the measure of wins and championships, attendance, national television exposure or by his and the Broncos' reputation locally and throughout the NFL, there are few parallels in the world of professional sports.

The Broncos have grown from being Denver's first major league franchise in 1960 to Colorado's state religion. A member of the Colorado Sports Hall of Fame, Mr. Bowlen's championship mentality includes an extraordinary commitment to the community.

As chairman of the board of Denver Broncos Charities, he has donated more than \$25 million to charitable organizations in the Denver area since the inception of that fund in 1993. His status and reputation as an owner were recognized locally in 2013 when he received the Mizel Institute Community Enrichment Award, the region's most prestigious philanthropic accolade, for his community leadership and commitment to the city of Denver and state of Colorado.

Mr. Bowlen's culture of winning and integrity has permeated the Rocky Mountain region. Winners of four consecutive AFC West Division titles (2011-14) for the first time in team history, the Broncos operate with a relentless approach to be the best at everything. The team is positioned to pursue a third World Championship to add to its winning tradition, and Mr. Bowlen's commitment to that goal is unwavering.

The Broncos' owner has fashioned a powerful reputation among his peers as a bold, dynamic leader who is single-minded in his pursuit of excellence, whether representing the Broncos, the city of Denver, the state of Colorado or the National Football League. He presides over a franchise that by any standard has been one of the NFL's most successful in his three decades of club ownership (1984-present).

Mr. Bowlen's six Super Bowl appearances, including back-to-back World Championships following the 1997-98 seasons, rank second all-time among owners in NFL history. Denver's 12 division titles since 1984 are more than all but three NFL clubs, and its 26 seasons with a .500 or better record during that span are easily the most in the league.

Denver is the only team to post at least 90 wins in each of the last three decades, and the franchise's 319 overall victories under Mr. Bowlen (1984-pres.) rank third in the NFL (2nd in the AFC) during that span.

In addition, Denver's 315 national television appearances under Mr. Bowlen are the most in the league. That total includes a league-high 176 prime-time games as well as 135 appearances as part of network doubleheaders.

For many years, Mr. Bowlen's reputation as an outstanding owner has been well known nationally as he is held in the highest regard by fans, players, coaches, his peers and NFL executives. In 1987, he finished second in *The Sporting News* Executive of the Year balloting. In December

2000, ESPN conducted a fan poll asking which NFL owner would be the best for which to play. Mr. Bowlen finished first among all NFL owners with 44.7 percent of the more than 60,000 votes cast.

In addition to his unmistakable impact with the Denver Broncos, Mr. Bowlen has had a profound influence on the growth of the NFL. He has served on nine league committees during his ownership, helping negotiate record-breaking television contracts and ensuring years of labor peace with several extensions to the NFL's Collective Bargaining Agreement.

Pat Bowlen was introduced as the majority owner of the Denver Broncos on March 23, 1984, and that announcement triggered a new era in franchise history. Mr. Bowlen and the Bowlen family acquired 100 percent ownership of the Broncos in July 1985, and currently his brother John Bowlen owns a minority interest in the Broncos.

Mr. Bowlen immediately put his own mark on the Broncos, establishing a solid administration and creating a positive atmosphere that was a major factor in the team's success both on and off the field.

Champions are built from the top, and Pat Bowlen is a model of leadership in the scope of his drive and commitment. "I want us to be number one in everything," Mr. Bowlen has often said in a recurring theme that marks his management style. Everyone knows that it is the owner who provides the financial backing that is integral to a championship team, but many fans are unaware that much of the heart, soul and drive of this championship organization come directly from Pat Bowlen.

He has made all of his managerial moves with one goal in mind—to aggressively position the Denver Broncos for another Super Bowl championship. No one sets higher standards for the Broncos than Pat Bowlen, whose goals have always been to have his franchise regarded among the finest in pro sports with victory being the measuring stick for that success.

Thus, the ultimate goal of this iconic owner remains firmly set on repeating the Broncos' World Championship seasons of 1997 and 1998.

Below is a summary of the Denver Broncos' success during Mr. Bowlen's ownership (1984-Pres.):

- The Denver Broncos won back-to-back World Championships in 1997 (Super Bowl XXXII vs. the Green Bay Packers 31-24) and 1998 (Super Bowl XXXIII vs. the Atlanta Falcons 34-19).
- Denver became the sixth NFL franchise to win back-to-back Super Bowls, joining Green Bay, Miami, Pittsburgh (twice), San Francisco and Dallas. The Broncos became the first AFC team to do it in two decades.
- When the Broncos won Super Bowl XXXII, they were the first AFC team to win in 14 years and just the second wild card team to win a Super Bowl under the NFL's present playoff system.
- The Broncos own six AFC Championships under Pat Bowlen (1986, 1987, 1989, 1997, 1998, 2013).
- Denver was the only AFC franchise to make three Super Bowl appearances in the 1980s.
- Denver ranks second in the NFL in regular-season wins (301), third in overall wins (319), second in Super Bowl appearances (6), fourth in conference championship game appearances (8) and tied for third in playoff appearances (17).
- The Broncos have dominated the AFC Western Division by posting more division titles (12), conference championship game appearances (8) and Super Bowl appearances (6) than any other club in the division.
- In addition to winning 12 division titles, Mr. Bowlen's franchise has had regular-season win totals of 14, 13 (five times), 12 (three times), 11 (four times) and 10 (three times). Sixteen of Denver's 20 seasons with double-digit win totals have come during Mr. Bowlen's ownership.
- The Broncos won an NFL-record seven postseason games in a two-year period (1997-1998).
- The Broncos had 33 wins over a two-year period (1997-1998), at that time the most in NFL history.
- The Broncos had an NFL-record 46 wins over a three-year period (1996-1998).
- The Broncos became the second team in modern NFL history to go undefeated during regular-season play at home for three consecutive seasons (1996-1998).
- His 1997-1998 teams performed the astonishing feat of going nearly an entire calendar year

without a defeat (12/15/97-12/13/98), at that time a league-record 18 consecutive wins.

- In 1998, Denver won a franchise-record 17 games (14 in the regular season), including a 13-0 start that resulted in Denver going nearly an entire calendar year without a loss.
- The Broncos have the best home record (194-72 / .729) in pro football over the past 31 years.
- The Broncos have had an NFL-low five losing seasons compared to their 19 winning seasons.
- In Mr. Bowlen's 31 years of ownership, the Broncos have played 33 postseason games, all of which have been sold out.
- The Broncos have sold out every regular season and playoff contest during Mr. Bowlen's ownership as part of the team's NFL-record 369-game sellout streak dating back to 1970.
- Denver has led the NFL in attendance during Mr. Bowlen's 31-year period as owner. The Broncos have drawn nearly 20 million fans to their home games from 1984-2014, marking the highest total in the NFL.
- Mr. Bowlen ushered in a new era in Denver Broncos football history in 2001 when the state-of-the-art Sports Authority Field at Mile High opened. Mr. Bowlen contributed more than \$150 million to the construction of the new stadium and helped fund a \$30 million upgrade during the 2013 offseason.
- He was responsible for the Broncos' headquarters, the Paul D. Bowlen Memorial Centre, a more than 100,000 square foot modern office and training facility located on the team's 13.5 acre complex in Dove Valley, Arapahoe County. The facility is named after Pat Bowlen's father, and the Broncos moved into the building on March 5, 1990. In 2014, the facility underwent \$38 million in renovations and construction, including the addition of a state-of-the-art indoor practice facility.
- Mr. Bowlen has worked closely with the Broncos' personnel department in maintaining the club's roster in the era of free agency that has resulted in unprecedented player stability.
- In addition to his role with the Broncos, Mr. Bowlen was a key figure in securing the league's labor and TV contracts. He served as co-chair of the powerful NFL Management Council Executive Committee from 2001-11 and formerly chaired the prestigious NFL Broadcasting Committee. He also has served on the NFL Compensation Committee, the NFL Network Committee, the Pro Football Hall of Fame Committee, the NFL Business Ventures Committee, the NFL Finance Committee, the Los Angeles Working Group Committee and the NFL Workplace Diversity Committee.
- In his role as Chair of the NFL Broadcast Committee, Mr. Bowlen was responsible for the negotiations on the NFL's \$18 billion TV contract, the most lucrative single-sport contract in history.

Pat Bowlen was born in Prairie du Chien, Wis., where he attended high school. He went on to the University of Oklahoma, earning degrees in both business (1965) and law (1968). After successful careers in oil, gas and real estate, he purchased the Denver Broncos in 1984.

Mr. Bowlen served as the Honorary Chairman of the Colorado Special Olympics for 19 years and was the organization's Outstanding Celebrity in 1993. In addition, Mr. Bowlen has served as the Honorary Chairman of the Stadium Stampede (formerly the Colorado Family Classic) to benefit St. Joseph's Hospital Foundation for 30 years.

He was Honorary Chairman of the Capuchin Friars Brown Robe Benefit fundraising dinner for 20 years. Mr. Bowlen also chaired the 1989 Centennial Scholarship rally at the University of Northern Colorado in Greeley and was Co-Chairman of the Rose Medical Center Critical Care Campaign from 1986-89.

Mr. Bowlen was elected to the University of Denver Board of Trustees in 1987 and the Colorado Academy Board of Trustees in 1991. His previous DU committee memberships also included the Athletic Affairs Committee, the Institutional Advancement Committee and the Institutional Advancement/University Relations subcommittee.

A former member of the Young President's Organization, Mr. Bowlen was a member of the American Ireland Fund Dinner Committee for 22 years and Trustee for the Irish Community Center for 11 years.

Mr. Bowlen has maintained an active lifestyle throughout his life, including competing in the Ironman Triathlon—an event in which one must swim 2.4 miles, ride 112 miles on a bicycle and run 26.2 miles, all consecutively—as well as in other triathlon races and several marathons.

PAT BOWLEN ERA MARKED BY ACHIEVEMENT

NFL COMPARISON (1984-2014)

FEWEST LOSING SEASONS

Denver	5
Baltimore.....	6
Green Bay.....	7
Houston.....	7
New England.....	7
Pittsburgh.....	7

NUMBER OF REG. SEASON WINS

San Francisco.....	303
Denver	301
New England.....	296
Pittsburgh.....	291
Green Bay.....	283

DIVISION TITLES

New England.....	15
Pittsburgh.....	13
San Francisco.....	13
Denver	12
Indianapolis.....	11

PLAYOFF APPEARANCES

San Francisco.....	19
New England.....	18
Denver	17
Green Bay.....	17
Indianapolis.....	17
Pittsburgh.....	17

PLAYOFF GAMES

San Francisco.....	39
New England.....	41
Pittsburgh.....	34
Denver	33
Green Bay.....	33

CONF. CHAMPIONSHIP GAMES

New England.....	11
San Francisco.....	11
Pittsburgh.....	9
Denver	8

SUPER BOWL APPEARANCES

New England.....	8
Denver	6
N.Y. Giants.....	5
San Francisco.....	5
Buffalo.....	4
Pittsburgh.....	4

WORLD CHAMPIONSHIPS

San Francisco.....	4
New England.....	4
N.Y. Giants.....	4
Dallas.....	3
Den., Pit., Was., G.B.	2

AFC WEST COMPARISON (1984-2014)

DIVISION TITLES

Denver	12
San Diego.....	7
Oakland/L.A. Raiders.....	5
Kansas City.....	5

REG. SEASON DIVISIONAL WINS

Denver	138
Kansas City.....	118
Oakland/L.A. Raiders.....	99
San Diego.....	98

DENVER WINS VS. AFC WEST

vs. San Diego.....	39
vs. Kansas City.....	38
vs. Oakland/L.A. Raiders.....	37

FEWEST LOSING SEASONS

Denver	5
Kansas City.....	12
San Diego.....	12
Oakland/L.A. Raiders.....	15

NUMBER OF REG. SEASON WINS

Denver	301
Kansas City.....	251
San Diego.....	240
Oakland/L.A. Raiders.....	222

PLAYOFF APPEARANCES

Denver	17
Kansas City.....	12
San Diego.....	9
Oakland/L.A. Raiders.....	8

PLAYOFF GAMES

Denver	33
San Diego.....	16
Kansas City.....	15
Oakland/L.A. Raiders.....	14

CONF. CHAMPIONSHIP GAMES

Denver	8
Oakland/L.A. Raiders.....	3
San Diego.....	2
Kansas City.....	1

SUPER BOWL APPEARANCES

Denver	6
Oakland/L.A. Raiders.....	1
San Diego.....	1
Kansas City.....	0

WORLD CHAMPIONSHIPS

Denver	2
Kansas City.....	0
Oakland/L.A. Raiders.....	0
San Diego.....	0

PAT BOWLEN ERA (1984-2014)

One of NFL's Best Under Bowlen — The Broncos have posted the second-most wins (301) in the entire NFL since 1984 under the ownership of Pat Bowlen.

MOST REGULAR-SEASON WINS IN THE NFL, 1984-2014

	TEAM	W	L	T	PCT.
1.	San Francisco 49ers	303	190	2	.614
2.	Denver Broncos	301	193	1	.609
3.	New England Patriots	296	199	0	.598
4.	Pittsburgh Steelers	291	203	1	.589
5.	Green Bay Packers	283	210	2	.574
6.	New York Giants	273	221	1	.553
7.	Philadelphia Eagles	271	220	4	.552
8.	Miami Dolphins	266	229	0	.537
9.	Chicago Bears	264	231	0	.533
	Indianapolis Colts	264	231	0	.533

National Television Exposure — The Broncos have appeared in 313 nationally televised games during Pat Bowlen's 31 seasons of ownership (1984-2014).

BRONCOS NATIONALLY TELEVIEWED GAMES, 1984-2014

TYPE	NO.
National Doubleheader Games	132
Monday Night Games	54
Sunday Night Games	40
Postseason Games	33
Preseason Games	28
Saturday/Other Prime-Time Games	22
Thanksgiving Day Games	4
TOTAL	313 Nationally Televised

THE BOWLEN ERA

RANKS AMONG NFL OWNERS (1984-2014)

REGULAR-SEASON WINS Pat Bowlen, Den. 301 Tom Benson, N.O.253 Dan Rooney, Pit.250 Alex Spanos, S.D.240	PLAYOFF WINS Robert Kraft, N.E.24 Pat Bowlen, Den. 18 Dan Rooney, Pit.18 Edward DeBartolo Jr., S.F.....18
WINNING SEASONS Pat Bowlen, Den. 19 Robert Kraft, N.E.18 Dan Rooney, Pit.18 Bud Adams, Hou./Ten, Lamart Hunt, K.C. 14	CONFERENCE CHAMPIONSHIPS Robert Kraft, N.E.7 Pat Bowlen, Den. 6 Edward DeBartolo Jr., S.F. 4 Dan Rooney, Pit./ Ralph Wilson Jr., Buf. 4
DIVISION TITLES Robert Kraft, N.E. 15 Pat Bowlen, Den. 12 Dan Rooney, Pit.12 Virginia Halas McCaskey, Chi. 10	SUPER BOWL WINS Edward DeBartolo Jr., S.F. 4 Robert Kraft, N.E. 4 Jerry Jones, Dal. 3 Pat Bowlen, Den. (tied w/2 others) 2

**JOE ELLIS****PRESIDENT & CEO**

Joe Ellis enters his fifth season as President of the Denver Broncos in 2015 and his second year as Chief Executive Officer after adding those responsibilities in 2014.

In his 21st season with the Broncos, Ellis owns extensive experience and expertise at both the club and league level through his 28 seasons in the NFL. Having worked with Owner Pat Bowlen for nearly three decades, Ellis has been entrusted to operate the team with full authority while serving as the

Broncos' representation for all league matters.

Under Ellis' direction, the Broncos enter the 2015 season positioned at or near the top of the NFL in numerous key areas, including on-field success, local popularity, national prominence, attendance, philanthropic involvement and local television ratings.

The team has won four consecutive AFC West Division titles since Ellis was named team president in 2011, marking the longest such streak in club history. During that time, Denver has tied for the second-most overall wins (49) in the NFL, including a victory in the AFC Championship Game following the 2013 season.

Ellis' leadership skills and business knowledge have helped the Broncos strengthen their reputation as one of the most successful and fan-friendly franchises in all of professional sports. He has earned significant recognition from his peers and throughout the Rocky Mountain Region for the Broncos' emphasis on community involvement and civic responsibility.

Calling Colorado his home for more than 20 years, Ellis brings a comprehensive understanding of what the Denver Broncos mean to the state and surrounding community. The Broncos' positive presence and impact in the region during Ellis' tenure with the team has evoked inspiration and action through numerous flagship partnerships and other community initiatives.

The Broncos enjoyed their 45th consecutive season of sellouts in 2014—the longest active streak in the NFL—as their record-setting home attendance mark at Sports Authority Field at Mile High was complemented by impressive local television rating figures.

On a national level, the Broncos were recognized by a 2014 Harris poll that named the franchise "America's Team." Denver's six national-televised games reached a total of 128 million viewers while more than 1.5 million fans—home and away—watched the team play in person.

The club has made its gameday experience a priority under Ellis, embracing innovation and technology to improve fan engagement, satisfaction and safety. Ellis worked to secure a \$30 million investment in Sports Authority Field at Mile High during the 2013 offseason that increased the size of its scoreboard by three times while enhancing all stadium audio/visual elements, suites and concourses.

Ellis also oversaw more than \$35 million in major expansions and renovations at the team's Dove Valley headquarters in 2014. The capital improvement project, which included the construction of a state-of-the-art indoor practice facility, provides the Broncos with one of the most elite training centers in all of sports.

Widely respected within the NFL and the sports industry, Ellis has cultivated strong relationships both locally with community leaders as well as nationally with key league executives and business partners. He has established a solid structure at the top of the organization along with an overall direction that has poised the Broncos for sustained success both on and off the field.

Ellis worked closely with Mr. Bowlen to hire Executive Vice President of Football Operations/General Manager John Elway in January 2011, bringing back the Broncos' Pro Football Hall of Fame quarterback and giving him the responsibility of building a championship football team. He maintains daily communication with Elway as well as Head Coach Gary Kubiak regarding all football matters.

With comprehensive experience in the areas of stadium operations and personnel management, Ellis' numerous responsibilities with the club's business operations include overseeing its financial management, marketing and sales, media relations, community relations, ticket operations and facilities.

A driving force behind the opening of Sports Authority Field at Mile High in 2001, Ellis oversees Stadium Management Company (SMC), which operates and manages the state-of-the-art facility.

During his participation in all aspects of the stadium's administration and development, he has worked very closely with important members of the political, business and civic communities that comprise the cultural fabric of Denver.

Before he was named team president, Ellis spent 2008-10 as the Broncos' chief operating officer and 1998-2007 as the club's executive vice president of business operations. He began his 20-year relationship with the Broncos in 1983 as their director of marketing, leading the club's marketing and promotional efforts for three seasons.

Ellis left the Broncos following the 1985 season to obtain his master's degree from the J.L. Kellogg School of Management at Northwestern University. He graduated from Northwestern in 1988 and joined the NFL in 1990 as vice president of club administration and stadium management.

With the NFL, Ellis was involved in several aspects of league operations with a strong focus on new stadium development. Most notably, he held a vital role in the league's oversight of the Cleveland Browns' successful re-entry into the NFL in 1999.

Ellis worked closely with Roger Goodell during his time at the league office, building a strong professional association and friendship with the future NFL commissioner.

A representative of the Broncos on numerous boards and civic organizations in the metropolitan area, Ellis received his bachelor's degree from Colorado College in 1980.

Joe and his wife, Ann, have three children: sons Si and Zander, and daughter Catherine.



JOHN ELWAY

EXECUTIVE VICE PRESIDENT OF FOOTBALL OPS./ GENERAL MANAGER

John Elway, a dynamic leader with experience guiding organizations to World Championships as both a player and executive, enters his fifth season with the Broncos in 2015 as the club's Executive Vice President of Football Operations/General Manager. He was named to his current position by Owner Pat Bowlen on Jan. 5, 2011.

Inducted into the Pro Football Hall of Fame following a magnificent 16-year career as a quarterback with the Broncos from 1983-98 that included five Super Bowl appearances and two World Championships, Elway is responsible for overseeing all football operations for the Broncos. He directs all aspects of the team's player acquisition process, including college scouting research related to the NFL Draft along with pro personnel efforts related to free agency and trades.

Bringing a competitive and experienced football acumen to Dove Valley, Elway has infused the club's football operations with a winning culture and a positive approach toward building a championship team. He holds final say on all football-related matters while reporting directly to Bowlen and President & CEO Joe Ellis.

Elway's vision and aggressive approach toward free agency and the NFL Draft have guided the Broncos' unprecedented progress in his four seasons as the club's lead football executive. Inheriting a Broncos team that finished 4-12 in 2010, Elway has overseen a drastic turnaround in which Denver has tied for the second-most overall wins (49) in the NFL since 2011 while capturing four consecutive AFC West Division titles for the first time in team history.

As the next step toward bringing a World Championship back to Denver, Elway in 2015 hired Head Coach Gary Kubiak, a highly regarded and accomplished coach who has been a part of three Super Bowl-winning staffs.

Off the field, Elway has spearheaded several innovative efforts to achieve and sustain success for the football team. In 2011, the Broncos became the first NFL team to hire four full-time strength and conditioning coaches to implement adaptive training regimens for players. The team also offers a full-service kitchen and nutrition staff to optimize player performance through customized diet plans.

The Broncos under Elway have embraced various methods of football analytics as a tool to support evaluations and situational decisions made by the personnel staff and coaches. Additionally, the team has been at the forefront of equipment testing and technology to maximize the health, safety and performance of its players.

Complementing the Broncos' investment in support and infrastructure, the organization has been among the NFL's most active clubs in improving its roster under Elway, utilizing the NFL Draft, free

BRONCOS AMONG NFL'S BEST TEAMS UNDER ELWAY

MOST REGULAR-SEASON WINS, NFL, 2011-14

Team	W	L	T	Playoff App.
1. New England	49	15	0	4
2. Denver	46	18	0	4
3. Green Bay	46	17	1	4
4. San Francisco	44	19	1	3
5. Seattle	43	21	0	3

DENVER'S NFL RANKS UNDER JOHN ELWAY, 2011-14

Statistic	No.	Rk.
Reg. Season Wins	46	T-2nd
Overall Wins	49	T-2nd
Playoff Berths	4	T-1st
Division Titles	4	T-1st

agency, trades and waiver acquisitions to assemble a championship-caliber team.

During his four seasons as an executive, Elway has signed or extended the contracts of 14 players who have combined for 20 Pro Bowl selections with the Broncos. He is the only general manager in the NFL during that span who has acquired future Pro Bowl players through the NFL Draft, street free agency, unrestricted free agency and college free agency.

Signed by Elway as a street free agent in 2012, quarterback Peyton Manning was named NFL Comeback Player of the Year in his first season with the Broncos before earning his unprecedented fifth NFL Most Valuable Player Award from the Associated Press in 2013.

Elway's 2014 free agent class—Emmanuel Sanders, Aqib Talib, T.J. Ward and DeMarcus Ware—made the Broncos just the second team in league history (Carolina, 1996) to sign four players who made the Pro Bowl in their first year with the team. In all, Denver's 11 Pro Bowl selections in 2014 represented the most in the NFL and set a team record.

Among the Broncos' Pro Bowl selections from 2014 was a pair of players signed by Elway as college free agents: running back C.J. Anderson (2013) and cornerback Chris Harris Jr. (2011).

Denver's 2013 squad, which advanced to Super Bowl XLVIII, was more than 90 percent comprised of players acquired or re-signed by Elway. The Broncos featured the highest-scoring offense (606 pts.) in league history, receiving key contributions from Manning (NFL MVP) as well as unrestricted free agents Louis Vasquez (first-team AP All-Pro) and Wes Welker (career-high 10 TD receptions).

The Broncos' 2012 campaign, which included 11 consecutive victories by at least seven points to end the regular season, made Elway the first executive in the Super Bowl era to lead a four-win improvement and deliver a division title in each of his first two years with a team. Elway was recognized nationally by finishing second in The Sporting News' 2012 Executive of the Year voting.

Linebacker Von Miller, who became Elway's first draft pick as an NFL executive as the No. 2 overall pick in 2011, was one of seven Broncos to make the Pro Bowl in 2012, marking the club's highest such total in 11 seasons.

During his first year in his new role in 2011, Elway immediately made his mark as an NFL executive by guiding the Broncos to an historic turnaround. He assembled a team that became only the third since the 1970 NFL merger to win its division and a playoff game with a new head coach following four or fewer wins the previous season.

His first NFL Draft class in 2011, which included AP NFL Defensive Rookie of the Year Miller and future Pro Bowler Julius Thomas, produced the second-most starts (56) in the league that season. Free-agent running back Willis McGahee earned Pro Bowl recognition after leading the NFL's top rushing offense with 1,199 yards.

Elway's initial decision leading the Broncos' football operations was hiring John Fox as the 14th head coach in team history in 2011. Fox proved to be the perfect fit to start the team's turnaround, finishing third in the Associated Press' NFL Coach of the Year voting that year en route to helping

ELWAY'S ACQUISITIONS HAVE COMBINED FOR 16 PRO BOWLS

PLAYERS ACQUIRED BY JOHN ELWAY TO MAKE PRO BOWL WITH BRONCOS (number of Pro Bowls in parentheses)

Year	UFA	FA	Draft	CFA
2011		RB Willis McGahee (1)	OLB Von Miller (3) TE Julius Thomas (2)	CB Chris Harris Jr. (1)
2012	G Louis Vasquez (1)	QB Peyton Manning (3)		
2013				RB C.J. Anderson (1)
2014	WR Emmanuel Sanders (1) CB Aqib Talib (1) S T.J. Ward (1)	OLB DeMarcus Ware (1)		

the team make four consecutive playoff appearances.

In 2010, Elway worked for the Broncos as a consultant on various initiatives after gaining a substantial amount of football operations experience during eight years as co-owner and chief executive officer of the Arena Football League's Colorado Crush (2002-09). He ran the day-to-day operations of the Crush from its founding in June 2002, leading the club to an ArenaBowl championship just three years later.

Elway was heavily involved in the Crush's business operations, including marketing, promotions and sponsorships, with his efforts resulting in the club being recognized as a premier franchise on and off the field. He was named AFL Executive of the Year in 2003, a season in which the Crush won the Commissioner's Award presented annually to the most outstanding AFL franchise, and was honored as co-recipient of the 2005 Founders Award for his contributions to the AFL and its growth.

During his time with the Crush, Elway worked closely with Bowlen, who served as one-third owner of the franchise beginning with its inception. He held various committee assignments, including working as co-chair of the AFL's competition committee and chairman of the league's executive committee beginning in 2007.

The starting quarterback for the Broncos in five Super Bowls, Elway capped off his tenure as a player for the organization in 1998 by winning Most Valuable Player honors in Super Bowl XXXIII after leading the Broncos to their second consecutive World Championship. He retired as the all-time winningest starting quarterback in NFL history with a career mark of 148-82-1 (.643) while finishing with the second-most passing yards (51,475) and third-most passing touchdowns (300) in league annals.

Always driven by pressure, Elway directed the Broncos on a league-record 47 fourth-quarter or overtime, game-winning or game-saving drives in his legendary career. He also earned a franchise-record nine Pro Bowl selections and was named the Associated Press' NFL's Most Valuable Player in 1987.

A 1999 inductee into the Denver Broncos Ring of Fame, Elway was enshrined into the Pro Football Hall of Fame in 2004.

He graduated from Stanford University with a bachelor's degree in economics while concluding his collegiate playing career with five major NCAA Division I-A records and nine major Pacific-10 Conference marks. As a senior, Elway was a consensus All-American and finished second in the Heisman Trophy balloting in addition to setting virtually every Pac-10 and Stanford career passing record en route to being the No. 1 overall selection in the 1983 NFL Draft.

A highly touted athlete from Granada Hills High School (Calif.), Elway also played baseball (outfielder/pitcher) at Stanford and was twice selected in the Major League Baseball Draft (18th round by Kansas City in 1979 and second round by the New York Yankees in 1981). He was named the Yankees' top prospect by Baseball America and played outfield for the club's short-season Single-A affiliate Oneonta Yankees (N.Y.) in the summer of 1982.

Elway's late father, Jack, retired from the Broncos in 2000 after seven years with the club, including the last five as the team's director of pro scouting. Born on June 28, 1960, John is married (Paige) and has four children: daughters Jessica Gwen (29), Jordan Marie (27) and Juliana (23), and son Jack (25).

BRONCOS ALL-TIME TOP PERSONNEL EXECUTIVES

John Elway, who is the Broncos' Executive Vice President of Football Operations/General Manager, is the club's 14th top personnel executive since the franchise's first year in 1960.

Executive	Title	Year(s)
Dean Griffing	General Manager	1960-61
Jack Faulkner	General Manager/Head Coach	1962-64
Fred Gehrke	Director of Player Personnel	1965-66
Lou Saban	General Manager/Head Coach	1967-71
John Ralston	General Manager/Head Coach	1972-76
Fred Gehrke	Vice President—General Manager	1977-80
Grady Alderman	General Manager	1981-82
Hein Poulus	Vice President—General Manager	1983
John Beake	General Manager	1984-98
Neal Dahlen	General Manager	1999-2001
Ted Sundquist	General Manager	2002-07
Jim Goodman	V.P. of Football Ops./Player Personnel	2008
Brian Xanders	General Manager	2009-10
John Elway	Exec. V.P. of Football Ops./GM	2011-Pres.



GARY KUBIAK

HEAD COACH

Gary Kubiak, a 22-year coaching veteran and three-time Super Bowl champion, begins his first season as head coach of the Denver Broncos in 2015 after being named to that position on Jan. 19, 2015.

The 15th head coach in Broncos history, Kubiak enters his 21st overall season with the club after spending 11 years as its offensive coordinator (1995-2005) and nine seasons as a backup quarterback (1983-91). The 2015 campaign marks Kubiak's ninth season as an NFL head coach, having worked eight years in that capacity with the Houston Texans (2006-13) before spending last season as the Baltimore Ravens' offensive coordinator.

Appearing in eight conference championship games and six Super Bowls as a player or coach, Kubiak has been part of three World Championship staffs during his coaching career. He served as offensive coordinator for the back-to-back Super Bowl-champion Broncos in 1997-98 and as quarterbacks coach for the 49ers' Super Bowl championship team in 1994.

Kubiak has helped 29 players to a total of 57 Pro Bowl selections in his 21 seasons coaching in the NFL, including Pro Football Hall of Famers John Elway, Shannon Sharpe, Gary Zimmerman and Steve Young.

In his most recent position as Baltimore's offensive coordinator in 2014, Kubiak oversaw one of the NFL's most improved and explosive units to help the Ravens advance to the AFC Divisional Playoffs. His offense posted the third-largest overall yardage improvement (+57.5 ypg) in the NFL from the previous season and recorded nearly 50 percent more big plays (74 plays of 20+yards) from the year before he arrived.

Ravens quarterback Joe Flacco registered career highs in passing yards (3,986) and touchdown passes (27) under Kubiak's guidance while being sacked just 19 times—29 fewer than the previous season. Running back Justin Forsett also enjoyed a career season in Kubiak's offense, ranking fifth in the league in rushing (1,266 yds.) to earn his first career Pro Bowl selection.

Kubiak spent the previous eight years (2006-13) as the Texans' head coach, leading the franchise

COACHING EXPERIENCE

22nd NFL Season (12th with Broncos)

Denver Broncos	
Head Coach	2015
Baltimore Ravens	
Offensive Coordinator	2014
Houston Texans	
Head Coach	2006-13
Denver Broncos	
Offensive Coordinator	2003-05
Offensive Coordinator/QBs	1995-2002
San Francisco 49ers	
Quarterbacks	1994
Texas A&M University	
Running Backs	1992-93

KUBIAK NAMED 15TH HEAD COACH IN BRONCOS HISTORY

Gary Kubiak, who was named Head Coach of the Denver Broncos on Jan. 19, 2015, is the 15th head coach since the franchise's first year in 1960.

<u>Head Coach</u>	<u>Years</u>	<u>Postseason Rec.</u>	<u>Regular-Season Rec.</u>
Frank Filchock	1960-61	7-20-1 (.268)	N/A
Jack Faulkner	1962-64	9-22-1 (.297)	N/A
Mac Speedie	1964-66	6-19-1 (.250)	N/A
<i>Ray Malavasi</i>	<i>1966</i>	<i>4-8-0 (.333)</i>	<i>N/A</i>
Lou Saban	1967-71	20-42-3 (.331)	N/A
<i>Jerry Smith</i>	<i>1971</i>	<i>2-3-0 (.400)</i>	<i>N/A</i>
John Ralston	1972-76	34-33-3 (.507)	N/A
Red Miller	1977-80	40-22-0 (.645)	2-3 (.400)
Dan Reeves	1981-92	110-73-1 (.600)	7-6 (.538)
Wade Phillips	1993-94	16-16-0 (.500)	0-1 (.000)
Mike Shanahan	1995-2008	138-86-0 (.616)	8-5 (.615)
Josh McDaniels	2009-10	11-17-0 (.393)	N/A
<i>Eric Studesville</i>	<i>2010</i>	<i>1-3 (.250)</i>	<i>N/A</i>
John Fox	2011-14	46-18-0 (.719)	3-4 (.429)
Gary Kubiak	2015-pres.	-	-

Interim head coaches italicized

to a 61-64 (.488) regular-season record and a 2-2 (.500) mark in the playoffs. He was named AFC Coach of the Year by the KC 101 Club in 2011 after guiding the Texans to a 10-6 record and the franchise's first AFC South Division title, postseason berth and playoff win.

Kubiak followed that up with a 12-4 record in 2012—the most victories ever by a Texans squad—as the team featured an AFC-best nine Pro Bowler selections and won its second consecutive division crown and AFC Wild Card Playoff Game.

Inheriting the NFL's 30th-ranked offense when he arrived in Houston in 2006, Kubiak led the unit to a Top-7 NFL finish in four of his eight seasons as head coach. The Texans ranked second in the league in total offense (383.9 ypg) during a three-year stretch from 2008-10 when the club featured the NFL's leading receiver (WR Andre Johnson, 2008, '09), passer (QB Matt Schaub, 2009) and rusher (RB Arian Foster, 2010).

The trio combined with tight end Owen Daniels for a total of five Pro Bowl selections during that three-year span as key components of the league's most balanced offensive unit.

In addition to overseeing one of the NFL's most effective offenses, Kubiak's Texans posted the third-largest defensive turnaround in league history in 2011 as that squad gave up 91.2 fewer yards per game than a year earlier to rank second in the NFL (285.7 ypg). Overall, Houston's defense posted three consecutive Top-7 NFL finishes in total yardage from 2011-13 as emerging defensive end J.J. Watt (first team, 2012-13) and cornerback Johnathan Joseph (second team, 2012) earned All-Pro honors from the Associated Press.

Before his time in Houston, Kubiak spent 11 years (1995-2005) as the Broncos' offensive coordinator, helping Denver lead the NFL in scoring (24.8 ppg) and total yards (360.3 ypg) during that span. He also coached quarterbacks for his first eight seasons (1995-02) in Denver, including a four-year period from 1995-98 in which Elway ranked second in the NFL in touchdown passes (101) and fourth in passing yards (13,739).

Denver's offense featured the league's most potent rushing attack during Kubiak's 11 seasons, averaging 141.5 yards per game. Among the Broncos' NFL-best five individual 1,000-yard rushers in that period was Terrell Davis, who in 1998 became the fourth player in NFL history to rush for 2,000 yards (2,008) to earn NFL Most Valuable Player honors from the Associated Press.

An instrumental part of Denver's Super Bowl championship teams in 1997 and '98, Kubiak helped guide a dynamic Broncos offense led by All-Pros Elway (QB), Davis (RB) Sharpe (TE), Zimmerman (T) and Rod Smith (WR).

Davis was named MVP of Super Bowl XXXII in 1997 and Elway received Super Bowl XXXIII MVP honors in 1998 after his final NFL game.

Following the retirement of Elway after the 1998 season, Kubiak's offense continued its production behind starting quarterbacks Brian Griese (1999-2002) and Jake Plummer (2003-05), who combined for four 3,000-yard passing seasons and led Denver's to five Top-7 NFL offensive rankings in a seven-year period.

Griese was named to the Pro Bowl in 2000 after throwing for 2,688 yards with 19 touchdowns and just four interceptions. Plummer turned in the franchise's first 4,000-yard passing season in 2004 before leading Denver to a 13-3 record and an appearance in the AFC Championship Game in 2005.

Smith and fellow wide receiver Ed McCaffrey combined for 11 of the Broncos' 15 1,000-yard receiving seasons from 1995-2005 to represent the most prolific receiving duo in franchise history. Pro Bowl running back Clinton Portis joined Davis and other previously unheralded runners Olandis Gary, Mike Anderson and Reuben Droughns as 1,000-yard rushers in Kubiak's offense.

Kubiak's first NFL job came with San Francisco, where he coached quarterbacks for the Super Bowl-champion 49ers during the 1994 season. San Francisco led the NFL with a club-record 505 points (31.6 ppg) during Kubiak's year in the Bay Area as Young received Most Valuable Player recognition from the Associated Press and earned Super Bowl XXIX MVP honors.

Selected by the Broncos in the eighth round (197th overall) of the 1983 NFL Draft from Texas A&M, Kubiak appeared in 119 regular-season games during his nine-year playing career in Denver. He finished his Broncos career completing 173-of-298 passes (58.1%) for 1,920 yards with 14 touchdowns and 16 interceptions.

Kubiak led the Broncos to a 3-2 record in five career starts filling in for Elway and was part of Denver's five division titles, four conference championship appearances and three Super Bowl

berths from 1983-91.

After retiring from the NFL following the 1991 season, Kubiak coached running backs at his alma mater, Texas A&M, from 1992-93.

During his two seasons in College Station, the Aggies posted a 22-3 record and played in back-to-back Cotton Bowls. Kubiak's star pupil at Texas A&M was Greg Hill, who was a first-round pick by Kansas City in 1994.

As a quarterback at Texas A&M, Kubiak earned All-Southwest Conference honors as a senior in 1982 and was invited to play in the Blue-Gray and Hula Bowl all-star games. He set conference records for single-game touchdown passes (6 vs. Rice) and completion percentage (90.5% / 19-for-21 vs. Arkansas) during his junior season and ranked second in the SWC in passing (1,908) and total offense (1,986).

Kubiak earned his degree from Texas A&M in physical education.

At St. Pius X High School in his native Houston, Kubiak was an all-state, all-district and All-America selection after setting the state career passing record with 6,190 yards. He lettered four years in football, basketball and baseball and received all-state honors in all three sports as a junior and senior.

Kubiak also was a two-time all-state performer in track and was recognized for his outstanding prep accomplishments with induction into the prestigious Texas High School Sports Hall of Fame in March 1999.

Born in Houston on Aug. 15, 1961, Kubiak and his wife, Rhonda, have three sons: Klint, Klay and Klein.

GARY KUBIAK YEAR-BY-YEAR

			Reg. Season				
Year	Position	Team/School	Record	Postseason (record)			
1992	Running Backs	Texas A&M University	12-0	Cotton Bowl (0-1)			
1993	Running Backs	Texas A&M University	10-1	Cotton Bowl (0-1)			
1994	Quarterbacks	San Francisco 49ers	13-3	World Champions (3-0)			
1995	Offensive Coordinator/QBs	Denver Broncos	8-8				
1996	Offensive Coordinator/QBs	Denver Broncos	13-3	Playoffs (0-1)			
1997	Offensive Coordinator/QBs	Denver Broncos	12-4	World Champions (4-0)			
1998	Offensive Coordinator/QBs	Denver Broncos	14-2	World Champions (3-0)			
1999	Offensive Coordinator/QBs	Denver Broncos	6-10				
2000	Offensive Coordinator/QBs	Denver Broncos	11-5	Playoffs (0-1)			
2001	Offensive Coordinator/QBs	Denver Broncos	8-8				
2002	Offensive Coordinator/QBs	Denver Broncos	9-7				
2003	Offensive Coordinator	Denver Broncos	10-6	Playoffs (0-1)			
2004	Offensive Coordinator	Denver Broncos	10-6	Playoffs (0-1)			
2005	Offensive Coordinator	Denver Broncos	13-3	Playoffs (1-1)			
2006	Head Coach	Houston Texans	6-10				
2007	Head Coach	Houston Texans	8-8				
2008	Head Coach	Houston Texans	8-8				
2009	Head Coach	Houston Texans	9-7				
2010	Head Coach	Houston Texans	6-10				
2011	Head Coach	Houston Texans	10-6	Playoffs (1-1)			
2012	Head Coach	Houston Texans	12-4	Playoffs (1-1)			
2013	Head Coach	Houston Texans	2-11				
2014	Offensive Coordinator	Baltimore Ravens	10-6	Playoffs (1-1)			
Breakdown of Gary Kubiak's record coaching football:				W	L	T	Pct.
Regular season record as an NFL head coach				61	64	0	.488
Postseason record as an NFL head coach				2	2	--	.500
Overall record as an NFL head coach				63	66	0	.488
Regular season record as an NFL assistant coach				137	71	0	.659
Postseason record as an NFL assistant coach				14	8	--	.636
Overall record as an NFL assistant coach				151	79	0	.657
Overall record as an NFL coach				214	145	0	.596
Regular season record as a collegiate assistant coach				22	1	0	.957
Postseason record as a collegiate assistant coach				1	2	--	.000
Overall record as a collegiate assistant coach				22	3	0	.880
Overall record coaching football				236	148	0	.615

COORDINATORS/ASSISTANT COACHES



RICK DENNISON

OFFENSIVE COORDINATOR

Rick Dennison enters his first year as offensive coordinator for the Broncos on Head Coach Gary Kubiak's staff in 2015. He previously served as offensive coordinator for Denver from 2006-08 as part of his 26-year history with the club—11 seasons as a linebacker (1982-90) and 15 as a coach (1995-2009).

Dennison also spent four years (2010-13) as Kubiak's offensive coordinator in Houston before being hired in Baltimore in 2014 to coach the team's quarterbacks.

Ravens quarterback Joe Flacco established career highs in passing yards (3,986) and touchdown passes (27) in his lone season under Dennison's guidance in 2014. The seventh-year signal caller rebounded from a disappointing 2013 season and posted a combined eight games with a passer rating above 100.0 while being sacked just 19 times during the regular season—29 fewer than the previous year.

During his four seasons as offensive coordinator for the Texans, Dennison oversaw one of the league's most balanced offenses. Houston ranked eighth in the NFL in total offense (369.5 ypg) from 2010-13, including sixth in rushing (130.6 ypg) and 13th in passing (239.0 ypg).

The Texans produced a league-high 29 individual 100-yard rushing performances during Dennison's four years in Houston, including 24 such games by running back Arian Foster, who was named an All-Pro selection by the Associated Press three times in that span (first team – 2010, '12; second team – 2011).

Houston's 2012 offense, which finished with a franchise-best 12-4 record and advanced to the AFC Divisional Playoffs, sent seven of its 11 starters to the Pro Bowl and featured an eighth—fullback James Casey—who was named an alternate.

He spent the 2009 season coaching the offensive line for Denver, guiding second-year tackle Ryan Clady, who was named a first-team All-Pro selection by the Associated Press and earned his first career Pro Bowl honor.

Dennison's first stint as an NFL offensive coordinator came with the Broncos from 2006-08 after Kubiak left Denver to become head coach of the Texans. During that period, Dennison's offense ranked seventh in the NFL (350.5 ypg) as one of just two units in the league to rank in the top 10 in both passing and rushing.

His 2008 offense, led by a trio of Pro Bowlers in quarterback Jay Cutler, wide receiver Brandon Marshall and center Casey Wiegmann, paced the AFC and ranked second in the NFL with 395.8 yards per game. Cutler established the franchise single-season record for passing yards (4,526) in just his third pro season while Marshall turned in his second consecutive 100-catch campaign (104-1,265, 6 TDs).

Serving as Denver's offensive line coach from 2001-05, Dennison oversaw a group that was considered among the best in the league. Anchored by perennial Pro Bowl center Tom Nalen, the Broncos' line helped the team rank in the top 10 in total offense in each of those five seasons.

The Broncos rushed for an NFL-best 11,644 yards and featured four individual 1,000-yard rushing seasons from 2001-05 while the offensive line under Dennison surrendered the fifth-fewest sacks (151) in the league during that span.

As special teams coach from 1997-2000, Dennison's group was instrumental in the Broncos' success that was highlighted by their back-to-back World Championships from 1997-98.

Kicker Jason Elam earned his second career Pro Bowl selection in 1998 after converting 23-of-27 (.852) field goals, including a 63-yarder against Jacksonville on Oct. 25, 1998 that tied Tom Dempsey's 28-year-old record for longest field goal. Detron Smith was selected to the Pro Bowl as a special-teams performer on Dennison's unit in 1999.

Under Dennison's guidance in 1997, the Broncos' special teams played an integral role in leading the franchise to its first Super Bowl Championship. Darrien Gordon tied for the NFL lead with three touchdowns on punt returns and ranked second in the NFL in punt return average (13.6 yds.) while Elam ranked second in the AFC (4th in NFL) in scoring (124 pts.) and punter Tom Rouen ranked fourth

COACHING EXPERIENCE

21st NFL Season (16th with Broncos)

Denver Broncos	
Offensive Coordinator2015
Baltimore Ravens	
Quarterbacks2014
Houston Texans	
Offensive Coordinator2010-13
Denver Broncos	
Offensive Line2009
Offensive Coordinator2006-08
Offensive Line2001-05
Special Teams1997-2000
Offensive Assistant1995-96
Suffield (Conn.) Academy	
Assistant Coach1992-94

in the AFC (5th in NFL) in net punting average (38.1).

Dennison joined the Broncos' coaching staff in 1995 after spending the previous three years coaching at the high school level for Suffield (Conn.) Academy. He worked for two years in Denver as an offensive assistant (1995-96) before being promoted to special teams coach the next season.

In Dennison's two years on the offensive staff, the Broncos' offense posted the most prolific two-year totals in franchise history at that time, including a No. 1 NFL ranking in total offense (361.9 ypg) and rushing offense (147.6 ypg) in 1996.

A linebacker for the Broncos from 1982-90, Dennison appeared in 128 games (52 starts) for Denver and totaled 514 tackles (316 solo), 6.5 sacks (36 yds.), four interceptions (45 yds.), 10 passes defended, six forced fumbles and three fumble recoveries. He participated in three Super Bowls as a player and was the team's recipient of the Ed Block Courage Award in 1989.

Dennison entered the NFL with the Broncos as a college free agent from Colorado State University, where he earned three varsity letters and was named a second-team Academic All-American as a senior. Dennison received his bachelor's degree in civil engineering from CSU in 1979 and earned a master's degree in the same field from the school in 1982.

Born in Kalispell, Mont., on June 22, 1958, Dennison attended Rocky Mountain High School in Fort Collins, where he lettered in football, basketball and baseball. His father, George, served as the president of the University of Montana from 1990 until his retirement in 2010.

Dennison and his wife, Shannon, have three sons, Joseph, Steven and Trey, and twin daughters, Abrynn and Allie. His son, Joseph, is married to Hayley.

PRO BOWL PLAYERS COACHED (14): T Duane Brown (2012-13), T Ryan Clady (2009), QB Jay Cutler (2008), TE Owen Daniels (2012), K Jason Elam (1998), RB Arian Foster (2010-12), WR Andre Johnson (2010, '12-13), WR Brandon Marshall (2008), C Chris Myers (2012), C Tom Nalen (2003), QB Matt Schaub (2012), ST Detron Smith (1999), G Wade Smith (2012), C Casey Wiegmann (2008).



WADE PHILLIPS

DEFENSIVE COORDINATOR

Wade Phillips, who is in his 45th year of coaching, enters his first season as Denver's defensive coordinator on Head Coach Gary Kubiak's staff. He was named to his current position on Feb. 9, 2015.

A veteran of 37 NFL seasons, Phillips owns 33 years of experience as a defensive coordinator or head coach. He previously filled both of those roles in Denver, serving as defensive coordinator for the Broncos from 1989-92 and as head coach from 1993-94.

Phillips has been a part of 19 different top-10 defensive units during his NFL career and has coached a total of 27 Pro Bowlers, including Pro Football Hall of Famers Elvin Bethea, Curley Culp, Rickey Jackson, Bruce Smith and Reggie White.

Most recently, Phillips was the defensive coordinator on Kubiak's staff in Houston from 2011-13. He took over the league's 30th-ranked unit in 2011 and guided the defense to a No. 2 overall ranking (285.7 ypg) in his first year with the club to earn PFW/PFWA Assistant Coach of the Year honors. The Texans ranked seventh in total defense (323.3 ypg) in 2012, paced by Associated Press NFL Defensive Player of the Year J.J. Watt, who led the league with a franchise-record 20.5 sacks and added 16 passes defended.

Phillips served as interim head coach of the Texans for the team's final three weeks in 2013, representing the third time in his career he assumed that role to close out a season for an NFL team.

His longest head-coaching tenure came with Dallas from 2007-10 as he compiled a 34-22 (.607) regular-season record and led the Cowboys to NFC East Division titles following the 2007 and 2009 seasons.

Before arriving in Dallas, Phillips spent three years as defensive coordinator for San Diego (2004-06). During that

COACHING EXPERIENCE

38th NFL Season (7th with Broncos)

Denver Broncos	
Defensive Coordinator	2015
Houston Texans	
Interim Head Coach (Weeks 15-17)	2013
Defensive Coordinator	2011-13
Dallas Cowboys	
Head Coach	2007-10
San Diego Chargers	
Defensive Coordinator	2004-06
Atlanta Falcons	
Interim Head Coach (Weeks 15-17)	2003
Defensive Coordinator	2002-03
Buffalo Bills	
V.P. of Football Ops./Head Coach	1998-2000
Defensive Coordinator	1995-97
Denver Broncos	
Head Coach	1993-94
Defensive Coordinator	1989-92
Philadelphia Eagles	
Defensive Coordinator	1986-88
New Orleans Saints	
Interim Head Coach (Weeks 14-17)	1985
Defensive Coordinator	1981-85
Houston Oilers	
Defensive Line	1977-80
Linebackers	1976
University of Kansas	
Defensive Line	1975
Oklahoma State University	
Linebackers	1973-74
Orange (Texas) High School	
Defensive Coordinator	1970-72
University of Houston	
Graduate Assistant	1969

time, the Chargers ranked second in the league in run defense (88.9 ypg) and sacks (136) while twice finishing first in the AFC West standings.

In his two seasons with Atlanta from 2002-03, Phillips' defense was one of the best in the NFL in forcing turnovers, tying for sixth in the league with 63 takeaways (34 INT, 29 FR) in that period. He was named interim head coach for the final three weeks of the 2003 season, guiding the Falcons to a 2-1 record.

Phillips was with the Buffalo Bills for a six-year stretch from 1995-2000, spending three seasons as the club's defensive coordinator before being promoted to vice president of football operations/head coach for three additional campaigns. His defenses finished no worse than ninth in the NFL during five of his six years with the Bills, including consecutive top-three finishes in 1999 and 2000. Bruce Smith tied for third in the NFL with 55 sacks during his final five seasons (1995-99) in Buffalo, helping the Bills rank second in total quarterback takedowns (223) in that period.

Phillips led Buffalo to a 29-19 (.604) regular-season record in his three years at the helm, helping the Bills to their two most recent playoff appearances and double-digit win seasons (1998, '99). In addition to coaching defensive standouts like Bruce Smith, Bryce Paup and Ted Washington, Phillips coached a talented trio of future offensive Hall of Famers: quarterback Jim Kelly, wide receiver Andre Reed and running back Thurman Thomas.

As the 10th head coach in Broncos history from 1993-94, Phillips recorded a 16-16 (.500) regular-season record. His initial 1993 squad finished 9-7 and earned a wild card playoff berth as quarterback John Elway piloted the AFC's top-ranked scoring offense (23.3 ppg) and led the conference in attempts (551), completions (348), passing yards (4,030), touchdown passes (25), completion percentage (63.2) and passer rating (92.8).

Phillips also coached tight end Shannon Sharpe and tackle Gary Zimmerman, as the pair teamed with fellow future Hall of Famer Elway to lead the Broncos to a third-place NFL offensive ranking (341.1 ypg) from 1993-94.

During his four seasons as Denver's defensive coordinator (1989-92), Phillips coached safety Steve Atwater, linebacker Michael Brooks, defensive tackle Greg Kragen, linebacker Karl Mecklenburg and safety Dennis Smith to Pro Bowl honors.

The Broncos finished fifth in total defense (284.3 ypg) in 1991 as Denver advanced to the AFC Championship Game for the fourth time in six seasons. Phillips' most complete defense was the Broncos' 1989 Super Bowl unit that ranked in the top five in the NFL in total defense (3rd), scoring defense (1st), run defense (6th), pass defense (3rd), takeaways (2nd) and sacks (4th).

Before his first stint in Denver, Phillips spent three seasons (1986-88) as defensive coordinator in Philadelphia. The Eagles posted the second-most takeaways (128) in the league during that stretch and ranked third in the NFL with 152 sacks—including 57 quarterbacks takedowns by White to represent the highest three-year total in history.

Phillips' first coordinator position came with New Orleans from 1981-85, working under his father and Head Coach Bum Phillips. Led by Jackson, who was selected by the club in the second round (51st overall) of the 1981 NFL Draft, Phillips' defenses were among the best in the league, especially during a three-year stretch from 1982-84 when the Saints ranked second in total defense (297.9 ypg) and fifth in sacks (142).

He served as interim head coach for the Saints during the last four games of the 1985 season, earning a 29-3 win against the Los Angeles Rams in his head coaching debut on Dec. 1, 1985.

Phillips began his NFL career as linebackers coach for Bum Phillips and the Houston Oilers in 1976 before moving on to coach the club's defensive line from 1977-80. Houston advanced to the AFC Championship Game in 1978 and 1979 as Bethea earned Pro Bowl selections following both of those years playing for Phillips.

A linebacker at the University of Houston from 1966-68, Phillips began his coaching career with his alma mater as a graduate assistant in 1969.

He spent three years (1970-72) as defensive coordinator at Orange (Texas) High School before working as an assistant coach at Oklahoma State University (1973-74) and the University of Kansas (1975).

Phillips, who was born on June 21, 1947, in Orange, Texas, played linebacker at Port Neches-Grove High School in Port Neches, Texas. Phillips and his wife, Laurie, have a son, Wesley, the tight ends coach for the Washington Redskins, and a daughter, Tracy, who is a professional actress, dancer and choreographer in Hollywood, Calif.

PRO BOWL PLAYERS COACHED (27): S Steve Atwater (1990-94), DE Elvin Bethea (1978-79), LB Robert Brazile (1976), LB Keith Brooking (2002-03), LB Michael Brooks (1992), DE Bruce Clark (1984), LB Sam Cowart (2000), DT Curley Culp (1977-78), LB Greg Ellis (2007), S Ken Hamlin (2007), LB Rickey Jackson (1983-85), CB Mike Jenkins (2009), CB Johnathan Joseph (2011-12), DT Greg Kragen (1989), LB Karl Mecklenburg (1989, '91, '93), LB Shawne Merriman (2005-06), CB Terence Newman (2007, '09), LB Bryce Paup (1995-97), NT Jay Ratliff (2008-10), DE Bruce Smith (1995-98), S Dennis Smith (1989-91, '93), LB DeMarcus Ware (2007-10), NT Ted Washington (1997-98, 2000), DE J.J. Watt (2012-13), DE Reggie White (1986-88), DT Jamal Williams (2005-06), S Roy Williams (2007).



JOE DECAMILLIS

SPECIAL TEAMS COORDINATOR

Joe DeCamillis enters his 27th NFL season and his first year as special teams coordinator for the Broncos in 2015. He returns to Denver, where he spent his first four years in the NFL (1989-92).

DeCamillis' units have accounted for 28 total kick return scores (17 PR,

11 KR) and 34 takeaways during his 22 seasons coaching special teams in the NFL.

He spent the last two seasons as Chicago's assistant head coach/special teams, instructing a unit that allowed a league-low 18.3 yards per kick return while generating two touchdown returns (1 PR, 1 KR) and three takeaways. In 2013, Devin Hester turned in one of his best seasons under DeCamillis, posting the second-highest kickoff return average (27.6) and the fourth-highest punt return average (14.2) of his career.

Prior to coaching with the Bears, DeCamillis served as special teams coordinator with Dallas from 2009-12. During that time, the Cowboys tied for the most punt return touchdowns (6) in the NFL, including a franchise-record three in 2010 by the rookie duo of Dez Bryant (2) and Bryan McCann (1).

Cowboys punter Matt McBriar earned his second career Pro Bowl selection in 2010 after leading the NFL in both gross (47.9) and net (41.9) punting average, and kicker Dan Bailey converted 61-of-68 field goals during his first two NFL seasons (2011-12) under DeCamillis to rank fifth in the league in that span.

In his first season in Dallas in 2009, DeCamillis led his unit to a fourth-place finish in the special teams rankings compiled by the Dallas Morning News' Rick Gosselin after the Cowboys were 27th the year before his arrival. He was named the Cowboys' Ed Block Courage Award winner by his players after being injured in the collapse of the team's indoor practice facility and returning to coach that season.

As Jacksonville's special teams coach from 2007-08, DeCamillis' coverage unit ranked second in the NFL in average opponent field position after kickoffs (25.3-yard line) with 34 opponent returns being downed inside the 20-yard line.

DeCamillis had a 10-year run coaching special teams for the Atlanta Falcons (1997-2006)—the first seven years under Head Coach Dan Reeves, whom he worked for in his first two NFL coaching roles with the Broncos and N.Y. Giants.

Five different Falcons combined for 13 total special teams return touchdowns under DeCamillis, including four by Darrick Vaughn and three apiece by Tim Dwight and 2004 Pro Bowl selection Allen Rossum.

In 2002, kicker Jay Feely set Falcons single-season records for points (138) and field goals made (32) as the club returned to the postseason and advanced to the NFC Divisional Playoffs.

DeCamillis was part of the Falcons' coaching staff that helped lead the franchise to its first NFC Championship and an appearance in Super Bowl XXXIII during the 1998 season.

He coached special teams for the Giants from 1993-96, as the club accounted for the fourth-most kick return scores (6) in the NFL during that period. David Meggett tied for second in the league with three punt return touchdowns during his final two years with the Giants (1993-94), ranking fourth in the NFL with his 11.3-yard punt return average in that two-year span.

DeCamillis began his NFL career in Denver in 1989 assisting with the club's football administration for two years before serving as a defensive quality control coach from 1991-92 under Reeves.

An all-state quarterback and wrestler at Arvada (Colo.) High School, DeCamillis went on to become an All-American wrestler at the University of Wyoming.

DeCamillis, who was born on June 29, 1965, is married to Dana, and the couple has two daughters, Caitlin and Ashley.

PRO BOWL PLAYERS COACHED (2): P Matt McBriar (2010), KR Allen Rossum (2004).

COACHING EXPERIENCE

27th NFL Season (5th with Broncos)

Denver Broncos

Special Teams Coordinator2015

Chicago Bears

Asst. Head Coach/Special Teams ...2013-14

Dallas Cowboys

Special Teams Coordinator2009-12

Jacksonville Jaguars

Special Teams2007-08

Atlanta Falcons

Special Teams1997-2006

New York Giants

Special Teams1993-96

Denver Broncos

Defensive Quality Control1991-92

Administrative Assistant1990

Assistant to GM & Head Coach1989



CLANCY BARONE

OFFENSIVE LINE

Clancy Barone enters his seventh season with the Broncos in 2015, returning to coach the offensive line, a group he previously worked with for the club in 2010.

A 29-year coaching veteran, Barone spent five seasons (2009, '11-14) instructing tight ends for the Broncos after coaching that position for the San Diego Chargers (2007-08) and Atlanta Falcons (2005-06) in his previous two stops.

He spent his first 17 years working with offensive lines at the collegiate level before beginning his NFL coaching career with the Falcons in 2004 as their assistant offensive line coach.

Barone was instrumental in the development of tight end Julius Thomas, who was named to consecutive Pro Bowls after ranking fourth in the NFL (2nd among TEs) with a combined 24 touchdowns receptions from 2013-14. Thomas became the first tight end in NFL history to record back-to-back seasons with 12 touchdown receptions, establishing the top two single-season marks by a tight end in franchise history.

Tight end Virgil Green became a dominant blocker for the team in 2014, starting nine games for Denver, including the last six contests in which the Broncos ranked sixth in the NFL with 147.7 rushing yards per game.

In 2012, Barone coached new acquisitions Joel Dreessen and Jacob Tamme, as the pair combined for the fourth-most receptions (93) by a tight end duo in team history—the top such tandem not including Pro Football Hall of Famer Shannon Sharpe. Overall, Denver's tight ends accounted for nearly 25 percent of the team's 402 receptions in 2012, as the Broncos finished with the league's fifth-ranked passing unit.

He coached an entirely new tight end group in 2011 with free-agent acquisitions Daniel Fells and Dante Rosario joining rookies Green and Thomas as newcomers on the squad. With an emphasis on blocking, the unit helped Denver lead the league in rushing while setting a team record with 164.5 yards per game on the ground.

During the 2010 season, Barone instructed Denver's offensive line, tutoring rookie offensive linemen J.D. Walton and Zane Beadles. Walton was one of five NFL rookie offensive linemen to start all 16 games, and Beadles became the first rookie in eight seasons to start at least six games (eight at left guard and six at right tackle) at two of the three positions along the line (T, G, C).

In his first year with the Broncos in 2009, Barone instructed a group of tight ends that included Daniel Graham, one of the NFL's best blockers at his position, and Tony Scheffler, who ranked fourth among league tight ends in yards per reception (13.4).

During his first four years as an NFL tight ends coach, Barone instructed a pair of All-Pro tight ends with the Chargers' Antonio Gates (2007-08) and the Falcons' Alge Crumpler (2005-06) earning multiple Pro Bowl berths under his direction. Gates was named to the 2000s NFL All-Decade Team as voted on by the Pro Football Hall of Fame selection committee while Crumpler finished in the top five among tight ends for USA Today's 2000s All-Decade Team.

Gates continued to be one of the league's most productive tight ends in two seasons with Barone as his position coach in San Diego from 2007-08, earning consecutive Pro Bowl appearances. Barone's instruction helped the Charger tie for first among NFL tight ends in touchdown catches (17), rank third in receiving yards (1,688) and tie for fourth in receptions (135) over that span.

Crumpler benefited from Barone's guidance with the Falcons from 2005-06, appearing in the Pro Bowl during both of those seasons and totaling the third-most receiving yards (1,657) among NFL tight ends in that two-year period. He also tied for third in the league in touchdown catches (13) and ranked eighth in receptions (121) at his position in two years under Barone.

In 2004, Barone began his NFL coaching career as an assistant offensive line coach with a Falcons team that advanced to the NFC Championship Game. Atlanta's offensive line helped the club lead the NFL and set franchise records in both yards per rush (5.1) and rushing yards per game (167.0).

COACHING EXPERIENCE

12th NFL Season (7th with Broncos)

Denver Broncos

Offensive Line	2015
Tight Ends	2011-14
Offensive Line	2010
Tight Ends	2009

San Diego Chargers

Tight Ends	2007-08
------------------	---------

Atlanta Falcons

Tight Ends	2005-06
Assistant Offensive Line	2004

Texas State University

Assistant Head Coach/Off. Coordinator	2003
---	------

University of Houston

Offensive Coordinator/Offensive Line	2000-02
--	---------

University of Wyoming

Offensive Coordinator/Offensive Line	1997-99
--	---------

Eastern Illinois University

Offensive Line	1994-96
----------------------	---------

Texas A&M University

Assistant Offensive Line	1993
--------------------------------	------

Sacramento State University

Offensive Line	1991-92
----------------------	---------

American River College

Offensive Line	1987-90
----------------------	---------

Barone spent seven seasons as an offensive coordinator in college from 1997-2003, working in that capacity for Texas State University (2003), the University of Houston (2000-02) and the University of Wyoming (1997-99). He had additional responsibilities as assistant head coach for Texas State while also coaching the offensive lines for Houston and Wyoming.

Texas State's offense was one of the best in the nation under Barone's direction in 2003, ranking seventh in the country in yards per game (443.4) en route to setting numerous school offensive records. He was named Division-IA Offensive Line Coach of the Year by the National Offensive Line Coaches Association following his final year at Houston in 2002, a season in which Cougars running back Joffrey Reynolds ranked 10th in the nation in rushing yards per game (128.8).

During his three years at Wyoming from 1997-99, Barone's offensive line gave up a total of just 35 sacks. An offensive lineman at the University of Nevada and Sacramento State University, Barone's coaching career began at American River College (Sacramento, Calif.), where he coached its offensive line from 1987-90. He spent two seasons coaching the offensive line at Sacramento State from 1991-92 before serving as assistant offensive line coach at Texas A&M University in 1993 and coaching Eastern Illinois University's offensive line from 1994-96.

Barone was a four-sport star at Red Bluff High School in Red Bluff, Calif., and was born on July 26, 1963, in San Andreas, Calif. He and his wife, Rosie, have three children: Gianna, Stefano and Isabella.

PRO BOWL PLAYERS COACHED (3): TE Alge Crumpler (2005-06), TE Antonio Gates (2007-08), TE Julius Thomas (2013-14).



CHRIS BEAKE

DEFENSIVE ASSISTANT

Chris Beake begins his third season with the Denver Broncos in 2015 and is a defensive assistant for the team. He was hired by the club on Feb. 8, 2013.

Entering his 17th season coaching in the NFL, Beake came to Denver after spending two years (2011-12) as an offensive assistant with the Cleveland

Browns following a season in that same capacity with the San Francisco 49ers.

In Beake's second year with the Broncos in 2014, the defense surrendered the third-fewest yards per game (305.2) in the NFL as one of just three units league wide to rank in the top 10 against the run (2nd / 79.8 ypg) and the pass (9th / 225.4 ypg). Denver's defense, which tied a team record with five Pro Bowl selections among the group, also forced a league-high 60 opponent three-and-out possessions and ranked second in the NFL allowing only 4.7 yards per play.

Beake arrived in Denver in 2013 and assisted with a defense that helped lead the Broncos to their first Super Bowl appearance in 15 years despite losing five regular starters to season-ending injured reserve.

In two seasons (2011-12) with the Browns, Beake worked with one of the youngest offenses in the NFL, helping develop a quarterback group that included draft choices Colt McCoy and Brandon Weeden.

Beake spent two seasons with Seattle, serving as the Seahawks' offensive quality control coach in 2008 and offensive assistant/assistant special teams coach in 2009.

From 2004-06, he coached linebackers for the Atlanta Falcons, tutoring All-Pro Keith Brooking, who earned the final two of his five career Pro Bowl selections in 2004 and 2005.

Beake started his NFL career with San Francisco in 1998 as a pro personnel assistant and spent the next five seasons with the 49ers coaching on the offensive and defensive side of the ball.

A graduate of the U.S. Air Force Academy, where he played quarterback from 1990-92 and majored in civil engineering, he began his coaching career as a defensive graduate assistant for his alma mater in 1994. He served as a Civil Engineer Officer in the Air Force from 1995-98 while earning his master's degree in business administration from the University of West Florida in 1997.

Beake's father, John, was the general manager of the Denver Broncos from 1984-98, part of a 44-year career as a coach or administrator at the high school, college or pro levels. Chris and his wife, Andrea, have a son, Colin, and twin daughters, Madeline and Emilie. He was born on Sept. 10, 1972, in Kansas City, Mo.

PRO BOWL PLAYERS COACHED (1): LB Keith Brooking (2004-05).

COACHING EXPERIENCE

17th NFL Season (3rd with Broncos)

Denver Broncos

Defensive Assistant 2014-15
Quality Control-Defense 2013

Cleveland Browns

Offensive Assistant 2011-12

San Francisco 49ers

Offensive Assistant 2010

Seattle Seahawks

Offensive Assistant/Asst. Special Teams ... 2009
Quality Control – Offense 2008

Atlanta Falcons

Linebackers 2004-06

San Francisco 49ers

Offensive Assistant 2003
Defensive Assistant 2000-02
Quality Control – Defense 1999

U.S. Air Force Academy

Graduate Assistant (Defense) 1994



SAMSON BROWN

ASSISTANT SECONDARY

Samson Brown enters his first season with the Broncos in 2015 as the team's assistant defensive backs coach. He was hired by the club on Feb. 27, 2015.

Brown, who owns 11 years of coaching experience, previously worked at the NFL level with the Buffalo Bills (2013-14) and New York Jets (2010-11) after interning with the Green Bay Packers in the summer of 2009.

During Brown's tenure as assistant secondary coach for Buffalo during the last two seasons, the Bills ranked second in the NFL in pass defense (205.1 ypg) and led the league in interceptions (42). Safety Jairus Byrd earned his third career Pro Bowl selection in 2013 as one of three Bills defensive backs to record four interceptions that year.

Brown was as a coaching assistant with the Jets from 2010-11 under Head Coach Rex Ryan and Defensive Coordinator Mike Pettine. In his first season with the club, the Jets advanced to their second consecutive AFC Championship Game after winning 11 regular-season contests—the most victories by the team since 1998.

A former safety at the University at Albany, Brown worked for three seasons at his alma mater, instructing the school's outside linebackers from 2007-08 and coaching tight ends in 2009.

Brown began his career as defensive backs coach at Siena College in 2003. He went on to coach defensive backs and wide receivers for Rensselaer Polytechnic Institute from 2004-05 before spending the 2006 season working with tight ends at Hofstra University.

A four-time All-Northeast Conference selection at Albany, Brown interned in the New York Giants' scouting department in college and graduated with a bachelor's degree in information science and policy in 2003. He was born on Jan. 11, 1980, in the Bronx, N.Y.

COACHING EXPERIENCE

5th NFL Season (1st with Broncos)

Denver Broncos	
Assistant Defensive Backs	2015
Buffalo Bills	
Assistant Defensive Backs	2013-14
New York Jets	
Coaching Assistant	2010-11
University at Albany	
Tight Ends	2009
Outside Linebackers	2007-08
Hofstra University	
Tight Ends	2006
Rensselaer Polytechnic Institute	
Defensive Backs/Wide Receivers	2004-05
Siena College	
Defensive Backs	2003



BRIAN CALLAHAN

OFFENSIVE ASSISTANT/QUARTERBACKS

Brian Callahan enters his sixth season with the Denver Broncos in 2015, currently serving as an offensive assistant with additional responsibilities helping coach the club's quarterbacks. He was originally hired by the team on Feb. 22, 2010.

Callahan has nine total years of coaching experience, including two seasons at UCLA following his playing career at the school as a quarterback.

As an offensive assistant in 2014, Callahan coached with a unit that ranked fourth in the NFL in total offense (402.9 ypg) and second in scoring offense (30.1 ppg). Six offensive starters were named to the Pro Bowl, including running back C.J. Anderson and wide receiver Emmanuel Sanders, who were selected for the first time in their respective careers.

Callahan assisted with an offense in 2013 that set the NFL single-season record for points scored (606) and touchdown passes (55) en route to the team's third consecutive AFC West title and an appearance in Super Bowl XLVIII. Quarterback Peyton Manning earned his fifth Most Valuable Player Award as the Broncos led the league in yards per game (457.3).

In 2012, the Broncos ranked fourth in the NFL in total offense (397.9 ypg) and topped the 30-point mark in a league-high 11 contests.

Prior to Manning's arrival in Denver, Callahan helped coach an offensive unit that led the NFL with a club-record 164.5 rushing yards per game in 2011 while the Broncos won their first AFC West title in six seasons.

COACHING EXPERIENCE

6th NFL Season (6th with Broncos)

Denver Broncos	
Offensive Assistant/Quarterbacks	2015
Offensive Assistant	2013-14
Quality Control-Offense	2011-12
Coaching Assistant	2010
Junipero Serra High School (Calif.)	
Offensive Coordinator/Quarterbacks	2009
Quarterbacks	2008
UCLA	
Graduate Assistant	2006-07

Callahan had an extensive role instructing the team's running backs during the last four games of the 2010 campaign when Running Backs Coach Eric Stutesville was named interim head coach. His guidance helped Denver's running game post the NFL's largest second-half improvement in yards per carry (1.8) over the last eight games of the season.

He spent the previous two years at Junipero Serra High School in San Mateo, Calif. Coaching quarterbacks for the school in 2008, Callahan tutored San Mateo County and WCAL Player of the Year Cody Jackson, who earned a scholarship to play at Army after leading the conference in completions, passing yards and touchdowns that season.

Callahan began his coaching career at UCLA in 2006 as a graduate assistant in the Bruins' football operations department and also helped coach the defense. In 2007, he worked with the team's wide receivers and was responsible for breaking down UCLA opponent game video, aiding coaches with game preparation, directing the defensive scout team and breaking down opponents' special teams units.

A former walk-on quarterback at UCLA who earned a scholarship, Callahan appeared in all 13 games as a holder on the field goal and extra point units for the Bruins as a senior. He received a bachelor's degree in sociology from UCLA in 2006 before earning a master's degree in education from the school in 2008.

During his prep career at De La Salle High School in Concord, Calif., Callahan was part of the school's national-record 151-game winning streak and was teammates with several future NFL players. He was a two-year letterwinner at quarterback who shared in De La Salle's No. 1 national ranking from *USA Today*.

Born on June 10, 1984, in Champaign, Ill., Callahan served as a co-chairman of the Bruin Athletic Council for two years and played on the UCLA club ice hockey team following his senior year of football. His father, Bill, is the offensive line coach for the Washington Redskins and has served as the head coach for the Oakland Raiders and the University of Nebraska. He is married to a former Denver Broncos cheerleader, Allyson.



TONY COAXUM

ASSISTANT SPECIAL TEAMS

Tony Coaxum begins his first season as assistant special teams coach with the Denver Broncos in 2015. He was hired by the team on Feb. 9, 2015.

Coaxum, who has 11 years of coaching experience, spent last season as a special teams coaching intern with the Baltimore Ravens. He also completed NFL Minority Fellowship Programs with the New York Giants (2008) and Tampa Bay Buccaneers (2012) during his seven-year tenure as an assistant coach at Army (2007-13).

In Coaxum's lone season with the Ravens, the team finished fifth in the 2014 NFL special teams rankings compiled by the Dallas Morning News. Baltimore ranked first in the league in kickoff return average (28.3), gross punting average (47.4) and net punting average (43.3) while holding opponents to the lowest average field position after kickoffs (20.1-yard line).

A former defensive back at West Point, Coaxum coached Army's linebackers from 2007-08 and cornerbacks from 2009-13. Before entering the college coaching ranks with the Black Knights, he served as co-defensive coordinator at Henry County High School in McDonough, Ga., for two seasons (2005-06).

While stationed in Ft. Bragg, N.C., in 2003, Coaxum coached the secondary at 71st High School in Fayetteville, N.C. He also coached that position during the 2000 season at the United States Military Academy Preparatory School in Ft. Monmouth, N.J., while commissioned in the Field Artillery branch of the U.S. Army.

Coaxum was awarded the National Defense Medal and the Army Achievement Medal for his military service. He is married to Darrian and the couple has a son, Dura'n (17). Coaxum was born on Dec. 2, 1976, in Charleston, S.C.

COACHING EXPERIENCE

2nd NFL Season (1st with Broncos)

Denver Broncos

Assistant Special Teams2015

Baltimore Ravens

Coaching Intern (Special Teams)2014

U.S. Army

Cornerbacks2009-13

Linebackers2007-08

Henry County High School (McDonough, Ga.)

Defensive Coordinator2005-06

71st High School (Fayetteville, N.C.)

Secondary2003

USMA Preparatory School (Ft. Monmouth, N.J.)

Secondary2000



JAMES CREGG

ASSISTANT OFFENSIVE LINE

James Cregg enters his second season as assistant offensive line coach with the Denver Broncos in 2015. A fourth-year coach in the NFL ranks, he was hired by the team on March 11, 2014.

Cregg, who has 18 total seasons of coaching experience, including 15 years at the collegiate level, spent four seasons as the offensive line coach at the University of Southern California (2010-13) before coming to Denver.

In his first year with the Broncos in 2014, Cregg assisted with an offensive line featuring different starters at all five positions from the end of the 2013 season. Despite the changes to the unit, the group allowed the fewest sacks (17) in the NFL and helped block for the league's fourth-ranked offense (402.9 ypg).

Tackle Ryan Clady, who ended the 2013 season on injured reserve, returned in 2014 and earned his fourth career Pro Bowl selection after allowing two or fewer sacks (2) for the fourth time in his first seven NFL seasons.

As a member of the USC Trojans coaching staff, Cregg coached first-team All-Pac 12 Conference selections in each of his four years with the school, including offensive tackles and future NFL first-round draft picks Tyron Smith (No. 9, Dal., 2011) and Matt Kalil (No. 4, Min., 2012).

In 2011, USC finished second in the nation in sacks allowed (8) despite not starting a senior along the offensive line. Kalil was named a first-team All-America selection while guard Marcus Martin was chosen as a first-team Freshman All-American.

Cregg coached the offensive line at the University of Tennessee in 2009 as the Vols tied for the Southeastern Conference regular-season lead with only 12 sacks allowed.

His NFL coaching career began as an assistant offensive line coach with Oakland from 2007-08. Before joining the Raiders, Cregg served as defensive line coach for the University of Idaho (2004-06) and Colgate University (2000-03).

Cregg got his start in coaching as a defensive graduate assistant for Colorado State University from 1997-99, following his four-year career (1992-95) as an offensive lineman for the Rams. He was a first-team All-Western Athletic Conference selection following his senior campaign in 1995.

A graduate of Norco (Calif.) High School, Cregg is married to Dayna, and the couple has a daughter, McKenzie. He was born on Aug. 18, 1973.

COACHING EXPERIENCE

4th NFL Season (2nd with Broncos)

Denver Broncos	
Assistant Offensive Line	2014-15
University Southern California	
Offensive Line	2010-13
University of Tennessee	
Offensive Line	2009
Oakland Raiders	
Assistant Offensive Line	2007-08
University of Idaho	
Defensive Line	2004-06
Colgate University	
Defensive Line	2000-03
Colorado State University	
Defensive Graduate Assistant	1997-99



MIKE EUBANKS

ASSISTANT STRENGTH & CONDITIONING

Mike Eubanks enters his fourth year as assistant strength and conditioning coach for the Denver Broncos and seventh overall season as a strength coach in the NFL in 2015.

Named to his current position on Feb. 15, 2012, he assists Strength and Conditioning Coach Luke Richesson, whom he worked with for three seasons in Jacksonville (2009-11).

Eubanks got his start in the NFL as a strength and conditioning intern on Richesson's staff in 2009 after working as a graduate assistant strength and conditioning coach at Arizona State University from 2008-09. Prior to his stint with the Sun Devils, he interned at Athletes' Performance in Tempe, Ariz., from 2007-08, where he helped Richesson train college prospects for the NFL Combine and worked out NFL veterans during the offseason.

He began his career as a defensive backs coach at Scottsdale Community College from 2003-04 before spending two seasons (2006-07) as strength and conditioning coach with additional responsibilities instructing defensive backs and wide receivers at Seton Catholic High School in Phoenix.

COACHING EXPERIENCE

7th NFL Season (4th with Broncos)

Denver Broncos	
Assistant Strength and Conditioning	2012-15
Jacksonville Jaguars	
Strength Staff Assistant	2010-11
Strength and Conditioning Intern	2009
Arizona State University	
Graduate Assistant Strength Conditioning	2008-09
Athletes' Performance (Tempe, Ariz.)	
Strength and Conditioning Intern	2007-08
Seton Catholic High School (Phoenix)	
DBs/WRs/Strength and Conditioning	2006-07
Scottsdale Community College	
Defensive Backs	2003-04

A certified corrective exercise specialist through the National Academy of Sports Medicine and a certified strength and conditioning specialist through the National Strength and Conditioning Association, Eubanks was a three-year letterman in football at the University of Wisconsin-Eau Claire. He earned a bachelor's degree in exercise and wellness and a master's degree in education from Arizona State.

Eubanks and his wife, Holly, have a son, Nolan, who was born in June. Mike Eubanks was born on Dec. 31, 1980.



REGGIE HERRING

LINEBACKERS

Reggie Herring enters his first season as linebackers coach with the Broncos in 2015. A coaching veteran of 34 seasons, including nine NFL campaigns, Herring was hired by the club on Jan. 28, 2015.

As linebackers coach for 27 years spanning the college and NFL ranks,

Herring most recently coached that position with the Chicago Bears in 2014. Before joining the Bears, his previous NFL stops came with Houston (2002-03, '11-13) and Dallas (2008-10).

Working in his second stint with the Texans from 2011-13 under Broncos Head Coach Gary Kubiak and Defensive Coordinator Wade Phillips, Herring was part of a staff that helped turn the league's 30th-ranked defensive unit into a group that ranked fourth overall (308.8 ypg) during his three years with the club.

In 2011, Herring's linebacker group accounted for 27 of the team's 44 sacks as the Texans ranked second in the NFL in total defense (285.7 ypg). Linebacker Brian Cushing earned second-team All-Pro honors from the Associated Press in 2011, and Connor Barwin transitioned from defensive end to outside linebacker and finished third in the AFC with 11.5 sacks.

As linebackers coach for Dallas from 2008-10, Herring helped outside linebacker DeMarcus Ware deliver the most productive three-season stretch of his career. In addition to averaging more than 100 tackles per season under Herring, Ware ranked first in the NFL with 46.5 sacks during that span, including two single seasons (20.0, 2008, 15.5, 2010) leading the league in that category.

Herring began his NFL coaching career instructing linebackers for the expansion Texans from 2002-03. Linebacker Jamie Sharper ranked second in the NFL with 303 tackles during his two seasons under Herring, including a league-high 166 defensive stops in 2003.

Before being hired by the Texans, Herring served as defensive coordinator and linebackers coach at North Carolina State (2004) and Arkansas (2005-07).

During Herring's lone season with the Wolfpack in 2004, N.C. State led the country in total defense (221.4 ypg). The unit featured up-and-coming sophomore defensive end Mario Williams, who would go on to become the No. 1 overall pick in the 2006 NFL Draft by the Texans.

In Herring's second year with Arkansas in 2006, he was named a finalist for the Broyles Award, given annually to the nation's top assistant coach. He also served as interim head coach for the Razorbacks during the 2008 Cotton Bowl.

Herring spent eight years at Clemson University, serving as linebackers coach from 1994-96 and defensive coordinator from 1997-2001. The Tigers made six bowl appearances during that stretch as seven of Herring's linebackers were selected in the NFL Draft. Herring was hired by Clemson after spending two seasons (1992-93) as defensive coordinator for Texas Christian University.

He began his coaching career as a graduate assistant for Oklahoma State in 1981 and was promoted to linebackers coach from 1982-85. Herring coached the same position at Auburn University from 1982-85 as the Tigers won three Southeastern Conference Championships during his four years with the school.

A three-year starter at linebacker for Florida State University from 1978-80, Herring led the Seminoles in tackles in each of his three seasons with the program. He was named a team captain during his senior season in 1980 and was later elected to the FSU Hall of Fame in 1989.

Born on July 3, 1959, in Myrtle Beach, S.C., Herring and his wife, Lisa, have a daughter, Caroline, and a son, Adam.

PRO BOWL PLAYERS COACHED (1): LB DeMarcus Ware (2008-10).

COACHING EXPERIENCE

10th NFL Season (1st with Broncos)

Denver Broncos	
Linebackers	2015
Chicago Bears	
Linebackers	2014
Houston Texans	
Linebackers	2011-13
Dallas Cowboys	
Linebackers	2008-10
University of Arkansas	
Defensive Coordinator/Linebackers	2005-07
North Carolina State University	
Defensive Coordinator/Linebackers	2004
Houston Texans	
Linebackers	2002-03
Clemson University	
Defensive Coordinator	1997-2001
Linebackers	1994-96
Texas Christian University	
Defensive Coordinator	1992-93
Auburn University	
Linebackers	1986-91
Oklahoma State University	
Linebackers	1982-85
Graduate Assistant	1981



GREG KNAPP
QUARTERBACKS/PASSING GAME COORDINATOR

Greg Knapp enters his third year as quarterbacks coach for the Denver Broncos in 2015 and also serves as the team's passing game coordinator. A coaching veteran of 29 seasons, including 20 years in the NFL, he was hired by the club on Jan. 18, 2013.

A quarterbacks coach or an offensive coordinator in each of the last 17 years, Knapp previously worked as offensive coordinator with San Francisco (2001-03), Atlanta (2004-06), Oakland (2007-08, '12) and Seattle (2009). He also coached quarterbacks for Houston from 2010-11, in addition to coaching that position with the 49ers from 1998-2000.

Knapp, whose quarterbacks have combined to play in 11 Pro Bowls, has coached an unprecedented five individual 4,000-yard passers as a coordinator or position coach: Steve Young, S.F. (1998); Jeff Garcia, S.F. (2000); Matt Schaub, Hou. (2010); Carson Palmer, Oak. (2012); and Peyton Manning, Den. (2013-14).

In addition to his work with established NFL signal-callers, he has helped develop young passers like Garcia, Schaub and T.J. Yates as well as current Broncos quarterbacks Brock Osweiler and Zac Dysert.

Manning combined for 94 touchdown passes in two seasons (2013-14) working with Knapp—the most in NFL history during a two-year span and more than double the output of any other player in league annals over the course of their 16th and 17th seasons. Manning tied the NFL record by being selected to his 14th career Pro Bowl in 2014 after finishing second in the league in passing touchdowns (39) and ranking fourth in completions (395), passing yards (4,727) and quarterback rating (101.5).

In Knapp's first season coaching quarterbacks for the Broncos in 2013, Manning earned his NFL-record fifth Most Valuable Player honor and set league single-season marks with 5,477 passing yards and 55 touchdowns. Denver's passing offense helped the club set the NFL scoring mark (606 pts.) on its way to a conference championship and an appearance in Super Bowl XLVIII.

As Oakland's offensive coordinator in 2012, Knapp directed the NFL's eighth-ranked passing unit. Palmer totaled the third-most passing yards (4,018) of his career while throwing 22 touchdowns against just 14 interceptions in a new offensive system.

Coaching Houston's quarterbacks from 2010-11, Knapp instructed Schaub, whom he groomed as Michael Vick's backup during their time together in Atlanta. Schaub ranked fourth in the NFL with 4,370 passing yards during the 2010 campaign before being placed on injured reserve late in the 2011 season. Under Knapp's direction, Yates took over as Houston's starting quarterback and the rookie fifth-round pick led the Texans to the postseason and their first-ever playoff win.

In three seasons as Atlanta's offensive coordinator, he helped Vick earn two of his four career Pro Bowl selections. The Falcons reached the NFC Championship Game during the 2004 season as Vick accumulated more than 2,300 passing yards and 900 rushing yards.

Atlanta boasted the NFL's top-ranked rushing unit in all three years with Knapp overseeing the offense, including a team-record 183.7 yards per game on the ground during the 2006 campaign as Vick became the first quarterback in NFL history to rush for 1,000 yards in a season.

Knapp started his NFL coaching career as an offensive quality control coach with San Francisco in 1995, eventually working his way up to quarterbacks coach and offensive coordinator with the 49ers.

He was Young's position coach during the quarterback's last two NFL seasons, including his 1998 campaign in which the future Hall of Famer earned first-team All-Pro honors from the Associated Press.

As quarterbacks coach and offensive coordinator with the 49ers, Knapp helped Young's successor, Garcia, earn three Pro Bowl selections, including in his first season as a starter in 2000 when he set a team record with 4,278 passing yards.

All-Pro wide receiver Terrell Owens flourished in Knapp's offensive system from 2001-03, posting the highest three-year receiving yardage total of his career (3,814) while combining for 290 receptions and 39 total touchdowns for the 49ers.

In his first role as an NFL coordinator in 2001, Knapp's offense ranked fourth in the league with

COACHING EXPERIENCE

21st NFL Season (3rd with Broncos)

Denver Broncos	
Quarterbacks/Passing Game Coord...	2014-15
Quarterbacks	2013
Oakland Raiders	
Offensive Coordinator	2012
Houston Texans	
Quarterbacks	2010-11
Seattle Seahawks	
Offensive Coordinator	2009
Oakland Raiders	
Offensive Coordinator	2007-08
Atlanta Falcons	
Offensive Coordinator	2004-06
San Francisco 49ers	
Offensive Coordinator	2001-03
Quarterbacks	1998-2000
Quality Control-Offense	1995-97
Sacramento State	
Assistant Head Coach/Offensive Coord...	1991-94
Wide Receivers	1989-90
Running Backs	1986-88

355.6 yards per game, while averaging an impressive 25.6 points per game—the 49ers' highest post-merger scoring output without Hall of Famers Joe Montana or Young at the helm.

The 2001 squad also became the first in franchise history with a 3,500-yard passer (Garcia – 3,538), a 1,200-yard rusher (Garrison Hearst – 1,206) and a 1,200-yard receiver (Owens – 1,412).

Knapp began his coaching career at his alma mater, Sacramento State, as the school's running backs coach (1986-88). He later coached the Hornets' wide receivers (1989-90) before being promoted to Assistant Head Coach/Offensive Coordinator from 1991-94.

The former Sacramento State quarterback competed in several NFL training camps as a player, including stops with Kansas City (1986), the L.A. Raiders (1987-90) and San Francisco (1992-94), while coaching at his alma mater.

A native of Seal Beach, Calif., Knapp was born on March 5, 1963. He has a daughter, Jordan.

PRO BOWL PLAYERS COACHED (13): FB Fred Beasley (2003), G Ray Brown (2001), TE Alge Crumpler (2004-06), RB Warrick Dunn (2005), QB Jeff Garcia (2000-02), RB Garrison Hearst (2001), QB Peyton Manning (2013-14), C Jeremy Newberry (2001-02), WR Terrell Owens (2001-03), FB Marcel Reece (2012), G Ron Stone (2002), QB Michael Vick (2004-05), QB Steve Young (1998).



BILL KOLLAR

DEFENSIVE LINE

Bill Kollar enters his first season as defensive line coach for the Denver Broncos in 2015. He was hired by the club on Jan. 26, 2015.

Kollar owns 31 years of coaching experience, including the last 25 seasons instructing defensive linemen at the NFL level. Most recently the defensive line coach for Houston (2009-14), Kollar also worked

in that role with Buffalo (2006-08), St. Louis (2001-05) and Atlanta (1990-2000).

Kollar spent six years with Houston, including his first five years with the franchise as assistant head coach/defensive line on Gary Kubiak's staff. During his tenure with the Texans, the team ranked eighth in the NFL in total defense (329.4 ypg) and third in the league in opponent third-down percentage (35.9).

The five best run defenses in franchise history came during Kollar's tenure with Houston, including back-to-back seasons (2011-12) in which the team held opponents to an average of less than 100 yards per game.

Kollar's unit adjusted to the defense's transition to a 3-4 scheme in 2011 under current Broncos Defensive Coordinator Wade Phillips. In addition to posting the third-largest defensive turnaround (-91.2 ypg) in NFL history in 2011, the Texans posted back-to-back seasons with a team-record 44 sacks in 2011 and 2012 to rank fifth in the league during that two-year stretch.

Defensive ends Mario Williams, Antonio Smith and J.J. Watt combined for five Pro Bowls playing for Kollar in Houston. Watt, who was named NFL Defensive Player of the Year by the Associated Press following the 2012 and 2014 seasons, led the league with 51 sacks during his four seasons under Kollar and became the first player in league history to post multiple campaigns with 20 or more sacks.

Kollar spent three years in Buffalo (2006-08), where he coached future All-Pro defensive tackle Kyle Williams and two-time Pro Bowl defensive end Aaron Schobel. Williams started 43-of-48 games to begin his NFL career under Kollar while Schobel was selected to play in consecutive Pro Bowls beginning in 2006 when he posted a career-high 14 sacks to rank second in the AFC.

Prior to his three-year stint with Buffalo, he spent five seasons coaching the defensive line in St. Louis. Defensive end Leonard Little ranked fifth in the NFL with 55.5 sacks during that span and was named to the Pro Bowl in 2003. Kollar's defensive line was instrumental in the Rams' 2001 Super Bowl run as the club ranked third in the NFL in rush defense (85.9 ypg) while tying for the seventh-most sacks (45) in the league.

Kollar spent more than a decade (1990-2000) coaching the defensive line for the Falcons, highlighted by an NFC Championship in 1998 and an appearance in Super Bowl XXXIII against Denver. Pro Football Hall of Fame defensive end Chris Doleman played two seasons (1994-95) for Kollar and totaled 16 sacks for the Falcons, including nine quarterback takedowns in 1995 to earn his seventh career Pro Bowl selection.

COACHING EXPERIENCE

27th NFL Season (1st with Broncos)

Denver Broncos

Defensive Line.....2015

Houston Texans

Defensive Line.....2014

Asst. Head Coach/Defensive Line...2009-13

Buffalo Bills

Defensive Line.....2006-08

St. Louis Rams

Defensive Line.....2001-05

Atlanta Falcons

Defensive Line.....1990-2000

Purdue University

Defensive Line/Special Teams.....1988-89

University of Illinois

Defensive Line/Special Teams.....1986-87

Graduate Assistant.....1985

Tampa Bay Buccaneers

Defensive Asst./Special Teams.....1984

A defensive lineman for eight seasons with Cincinnati (1974-76) and Tampa Bay (1977-81) after being selected by the Bengals in the first round (23rd overall) of the 1974 NFL Draft, Kollar began his coaching career as a defensive assistant/special teams with the Buccaneers in 1984.

Kollar spent a year as a graduate assistant at the University of Illinois in 1985 before being promoted to coach the defensive line and special teams for the Illini from 1986-87. He coached the same position for Purdue University from 1988-89 before beginning his NFL career with the Falcons in 1990.

An All-American defensive lineman at Montana State University, Kollar went on to earn Most Valuable Player honors at the 1974 Senior Bowl and was inducted into the Senior Bowl Hall of Fame in 2014.

Kollar and his wife, Jan, have two sons, Chad and Clint. He was born on Nov. 27, 1952, in Warren, Ohio.

PRO BOWL PLAYERS COACHED (6): DE Chris Doleman (1995), DE Leonard Little (2003), DE Aaron Schobel (2006-07), DE Antonio Smith (2011), DE J.J. Watt (2012-14), DE Mario Williams (2009).



ANTHONY LOMANDO

ASSISTANT STRENGTH & CONDITIONING

Anthony Lomando enters his fourth year with the Broncos as assistant strength and conditioning coach for the club. He was named to his current position on Feb. 15, 2012.

Lomando came to Denver after spending the previous three years working with Broncos Strength and

Conditioning Coach Luke Richesson in Jacksonville. He began his NFL career as an intern with the Jaguars in 2009 before being promoted to a strength staff assistant in 2010.

His tenure in Jacksonville came after working for three years at Athletes' Performance in Tempe, Ariz.. Lomando interned under Richesson in 2006 and served as strength and conditioning coach for the next two years. He worked overseas exclusively with the Qatar National and Olympic Soccer teams from 2007-08 and was responsible for preparing the club for the World Cup and Olympic qualifying matches.

From 2004-06, Lomando directed a performance training business while attending California Polytechnic State University-San Luis Obispo. He went on to earn a master's degree in rehabilitation sciences from California University of Pennsylvania in 2008.

A native of San Ramon, Calif., Lomando is a Certified Strength and Conditioning Specialist (CSCS) through the National Strength and Conditioning Association and Corrective Exercise Specialist through the National Academy of Sports Medicine (NASM-CES).

COACHING EXPERIENCE

7th NFL Season (4th with Broncos)

Denver Broncos

Assistant Strength and Conditioning...2012-15

Jacksonville Jaguars

Strength Staff Assistant...2010-11

Strength and Conditioning Intern...2009

Athletes' Performance (Phoenix)

Strength and Conditioning...2007-08

Strength and Conditioning Intern...2006



DENNIS LOVE

ASSISTANT STRENGTH & CONDITIONING

Dennis Love begins his first year with the Broncos as assistant strength and conditioning coach. He was hired by the club on Feb. 9, 2015.

Love spent the previous 11 years with Clemson University, including the last four seasons as Director of Olympic Sports Strength and

Conditioning at Clemson University, where he oversaw the daily operations and strength coaches within the department.

He worked with every program within Clemson's athletic department during his 11-year tenure with the school and was a part of five Atlantic Coast Conference Championship teams during that span. While assisting with football at Clemson, Love was responsible for movement specifics with the defensive line and skill positions.

Love also worked with several former Clemson athletes who turned professional in their respective sports, including six first-round NFL Draft selections, three first-round MLB Draft choices, two first-round MLS Draft picks and six Olympians.

A former football and baseball student-athlete at Catawba College in Salisbury, N.C., Love began his career in 2002 as an intern Athlete's Performance (now EXOS) in Tempe, Ariz., where he helped implement strength, speed, agility, flexibility and mobility programs for various professional athletes.

COACHING EXPERIENCE

1st NFL Season (1st with Broncos)

Denver Broncos

Assistant Strength and Conditioning...2015

Clemson University

Dir. of Olympic Sports S&C...2011-15

Assistant Strength and Conditioning...2004-10

Catawba College

Volunteer Strength and Conditioning...2003-04

Athletes' Performance (Phoenix)

Strength and Conditioning Intern...2002

Love went on to become a volunteer strength and conditioning coach at his alma mater from 2002-83 before beginning his tenure with Clemson.

A native of Cheraw, S.C., Love is certified by the Collegiate Strength and Conditioning Coaches Association (CSCCA) and the National Association of Speed and Explosion (NASE).

He graduated from Catawba in 2000 with a degree in recreation and earned his master's degree in student affairs with an emphasis in counseling from Clemson in 2008. Love was born on Sept. 21, 1975.



MARC LUBICK

ASSISTANT WIDE RECEIVERS

Marc Lubick is in his first season as assistant wide receivers coach for the Broncos in 2015. He was hired by the club on Feb. 13, 2015.

A veteran of six NFL seasons, Lubick served as wide receivers coach at Vanderbilt University in 2014 following four seasons on the offensive staff for the Houston Texans.

Hired by Broncos Head Coach Gary Kubiak as an offensive assistant for Houston in 2010, Lubick spent two seasons in that role before being promoted to assistant wide receivers coach in 2012.

Texans wide receiver Andre Johnson earned two of his seven career Pro Bowl selections working with Lubick and led the NFL with 221 catches from 2012-13 to represent the highest two-year reception total in team history.

Lubick coached wideout Kevin Walter in 2012, as the veteran turned in 41 catches for 518 yards (12.6 avg.) with two scores in his final NFL season. He also helped tutor rookie wide receiver DeAndre Hopkins in 2013 as the club's first-round draft choice complimented Johnson's 109-catch, 1,407-yard campaign by ranking second on the team with 52 catches for 802 yards (15.4 avg.) with two touchdowns.

During his first two years with Houston from 2010-11, Lubick assisted with an offense that ranked seventh in the NFL with 379.4 yards per game. In 2011, the Texans ranked second in the league in rushing offense (153.0 ypg) while winning a club-record 10 games and capturing the franchise's first AFC South Division title and playoff berth.

Before coaching in the NFL, Lubick spent five seasons at Colorado State University, instructing the school's wideouts from 2005-07 and serving as tight ends coach from 2008-09. He coached David Anderson at CSU in 2005, as the school's all-time leading receiver caught 85 passes during his senior campaign and went on to be selected by Houston in the seventh round (251st overall) of the 2006 NFL Draft.

Lubick began his coaching career as a defensive student assistant at Colorado State from 2000-01 and as an academic graduate assistant working with the team's wide receivers during the 2002 season. He entered the NFL ranks as a scouting assistant for St. Louis from 2003-04 before returning to CSU in the spring of 2005.

A former college safety and academic all-conference selection at Montana State University from 1996-99, Lubick earned a bachelor's degree in health and exercise science from CSU in 2001.

Lubick's father, Sonny, is considered the most successful coach in CSU football history, compiling a 108-74 (.593) record in 15 seasons (1993-2007) with the program. Marc's brother, Matt, is the passing game coordinator and wide receivers coach for the University of Oregon. He was born on Nov. 13, 1977, in Bozeman, Mont.

COACHING EXPERIENCE

7th NFL Season (1st with Broncos)

Denver Broncos

Assistant Wide Receivers2015

Vanderbilt University

Wide Receivers2014

Houston Texans

Assistant Wide Receivers2012-13

Offensive Assistant2010-11

Colorado State University

Tight Ends/Recruiting Coordinator2009

Tight Ends2008

Wide Receivers2005-07

St. Louis Rams

Scouting Assistant2003-04

Colorado State University

Academic Graduate Assistant2002

Defensive Student Assistant2000-01

DID YOU KNOW?

The record for most years of service on the Broncos' coaching staff is 21, held by Mike Shanahan. He was an assistant with the Broncos from 1984-87 and from '89-91 before serving as head coach from 1995-2008.

Shanahan and Joe Collier are the only two individuals to coach at least 20 years for the Broncos. Collier served on Denver's coaching staff in several capacities for 20 seasons from 1969-88.



FRED PAGAC

OUTSIDE LINEBACKERS

Fred Pagac enters his first season as outside linebackers coach with the Broncos after being hired by the club on Feb. 9, 2015.

Pagac (pronounced PUG-itch) owns 37 years of coaching experience, including 13 seasons as a linebackers coach in the NFL. He most

recently instructed that position with the Buffalo Bills in 2014, helping the team rank fourth in the league in total defense (312.2 ypg) and scoring defense (18.1 ppg).

Before joining the Bills, Pagac spent eight seasons (2006-13) in Minnesota, coaching linebackers for seven of those years and serving as defensive coordinator in 2011. During that time, he coached linebackers Chad Greenway and E.J. Henderson as the pair combined for three Pro Bowl selections. Defensive end Jared Allen led the NFL with a franchise-record 22 sacks in Pagac's defense in 2011 to earn NFC Defensive Player of the Year honors from the KC 101 Club.

The Vikings' defense ranked among the league's top-10 units in four of Pagac's seasons with the club and finished first overall against the run in three consecutive campaigns from 2006-08.

Pagac began his NFL coaching career as linebackers coach for Oakland from 2001-03. The Raiders advanced to Super Bowl XXXVII following the 2002 season in which the club ranked third in the NFL against the run (90.8 ypg) and sixth in scoring defense (19.0 ppg).

Moving on to instruct linebackers with Kansas City from 2004-05, Pagac mentored 2005 first-round draft choice Derrick Johnson, who received the Chiefs' Mack Lee Hill Award as the team's rookie of the year after totaling 110 tackles (87 solo) in 16 starts.

Pagac began his coaching career at his alma mater, Ohio State University, as a graduate assistant under legendary Head Coach Woody Hayes from 1978-81. During Pagac's 23-year tenure with the Buckeyes, he also served as linebackers coach (1982-95), defensive coordinator (1996-99) and assistant head coach (2000).

Seven first-team All-American linebackers played for Pagac at Ohio State, including Marcus Marek (1982), Pepper Johnson (1985), Chris Spielman (1987), Steve Tovar (1992), Mike Vrabel (1996), Andy Katzenmoyer (1997) and Na'il Diggs (1999). Spielman received the Lombardi Award in 1987 as college football's best front seven player and went on to earn four Pro Bowl selections in 12 NFL seasons.

During Pagac's four seasons as the Buckeyes' defensive coordinator from 1996-99, the program compiled a 38-11 overall record and won two Big Ten Conference titles. The school ranked in the nation's top three in scoring defense in each of Pagac's first three years leading the defense, allowing only 11.1 points per game during that stretch.

A former tight end for the Buckeyes from 1971-73, Pagac signed with the Chicago Bears as a college free agent and appeared in 28 career NFL games with Chicago (1974) and Tampa Bay (1976).

Born on April 26, 1952, in Richeyville, Pa., Pagac and his wife, Bernie, have a daughter, Jennifer, and a son, Fred Jr., who played linebacker at Ohio State and with NFL Europe's Frankfurt Galaxy. Pagac also has five grandchildren: Izzy, Ally, A.J., Landon and Braden.

PRO BOWL PLAYERS COACHED (3): DE Jared Allen (2011), LB Chad Greenway (2011-12), LB E.J. Henderson (2010).

COACHING EXPERIENCE

14th NFL Season (1st with Broncos)

Denver Broncos	
Outside Linebackers	2015
Buffalo Bills	
Linebackers	2014
Minnesota Vikings	
Linebackers	2012-13
Defensive Coordinator	2011
Linebackers	2006-10
Kansas City Chiefs	
Linebackers	2004-05
Oakland Raiders	
Linebackers	2001-03
Ohio State University	
Assistant Head Coach	2000
Defensive Coordinator	1996-99
Linebackers	1982-95
Graduate Assistant	1978-81

DID YOU KNOW?

Tight end Shannon Sharpe, who was selected to the Pro Football Hall of Fame in 2011, played 12 seasons for the Broncos from 1990-99 and 2002-03, totaling more career receptions (815), receiving yards (10,060), receiving touchdowns (62), Super Bowl wins (3) and Pro Bowl selections (8) than any of the other seven tight ends enshrined in the Hall of Fame.



BRIAN PARIANI

TIGHT ENDS

Brian Pariani returns to the Broncos in 2015 as the team's tight ends coach, a position he owns 19 years of experience with in the NFL ranks, including 10 seasons (1995-2004) with Denver. He was hired by the club on Jan. 28, 2015.

A veteran of 24 total seasons in the NFL, Pariani has experience with some of the most prolific and balanced offenses in the league. His teams have finished in the Top 5 in total offense on 15 occasions, ranking fifth or higher in passing offense (9 times) and rushing offense (11 times) in 20 of those seasons.

His tight ends have contributed to teams that have posted five different 4,000-yard passing seasons and 10 total 2,000-yard rushing campaigns during his 19 years coaching that unit.

Pariani coached Baltimore's tight ends in Broncos Head Coach Gary Kubiak's offense in 2014, instructing a group that combined for 76 catches for 800 yards (10.5 avg.) with five touchdowns. The unit overcame the loss of Dennis Pitta to an early-season injury and was led by newcomer Owen Daniels, who ranked third on the club with 48 receptions for 527 yards (11.0 avg.) with four touchdowns.

Before his arrival in Baltimore, Pariani coached tight ends for the Texans during Gary Kubiak's entire eight-year tenure as head coach. During that time, Houston's offense produced the fourth-most receiving yards (8,003) in the NFL at the tight end position while ranking fifth in the league in both catches (682) and receiving touchdowns (58) by that position group.

Houston's tight ends were an integral part of one of the league's most balanced offensive attacks from 2008-12, as the Texans were one of just two teams to have their total offense, passing offense and rushing offense each rank in the Top 5 at least once during that span.

Under Pariani, Daniels developed into one of the league's premier tight ends in his first seven seasons with Houston, earning two Pro Bowl selections (2008, '12) and totaling 385 receptions for 4,617 yards (12.0 avg.) with 29 touchdowns—second only to wide receiver Andre Johnson's on the franchise's all-time receiving list in those categories.

In 2012, Daniels (62 rec.) combined with tight ends James Casey (34 rec.) and Garrett Graham (28 rec.) to give the unit a combined 124 catches to set a team single-season record for that position group. Daniels earned his second Pro Bowl selection that year as the Texans finished with the most wins (12) in club history and advanced to the AFC Divisional Playoffs.

Daniels' first Pro Bowl invite came after the 2008 season in which he totaled career highs in receptions (70) and yards (862) as the second-leading receiver for the Texans' fourth-ranked passing offense (266.7 ypg).

Pariani was hired at the Texans' tight ends coach in 2006 and was immediately tasked with developing Daniels during his rookie campaign. The fourth-round selection was named to the NFL All-Rookie Team after leading all first-year tight ends with 34 catches for 352 yards (10.4 avg.) with five touchdowns.

Prior to spending the 2005 season as offensive coordinator at Syracuse University, Pariani coached Denver's tight ends for 10 years (1995-2004).

During his decade-long stretch with Denver, where he was a member of the club's 1997 and '98 Super Bowl Championship teams, Pariani's tight ends combined for the most receptions (864) and yards (10,007) in the league among their position group in addition to ranking second in the NFL with 75 touchdown catches.

The unit also was instrumental in assisting Denver's elite rushing attack that produced an NFL-best 140.5 yards per game from 1995-2004. Five different Broncos running backs topped the 1,000-yard mark during that stretch, including Terrell Davis, who posted just the fourth 2,000-yard rushing season (2,008 yds.) in league history in 1998 and was named the NFL's Most Valuable Player.

Pro Football Hall of Fame tight end Shannon Sharpe was named to four consecutive Pro Bowls (1995-98) and three straight All-Pro teams (1996-98) by the Associated Press and posted two of his three career 1,000-yard receiving seasons (1996, '97) under Pariani. Tight end Dwayne Carswell combined for 83 receptions for 794 yards with seven touchdowns during Sharpe's two-year hiatus

COACHING EXPERIENCE

25th NFL Season (11th with Broncos)

Denver Broncos	
Tight Ends	2015
Baltimore Ravens	
Tight Ends	2014
Houston Texans	
Tight Ends	2006-13
Syracuse University	
Offensive Coordinator	2005
Denver Broncos	
Tight Ends	1995-2004
San Francisco 49ers	
Offensive Coaches Assistant	1991-94
Scouting Assistant	1990
UCLA	
Offensive Graduate Assistant	1989

(2000-01) to play for the Ravens and was rewarded with his first career Pro Bowl selection in 2001.

Pariani entered the NFL as a scouting assistant with San Francisco in 1990 and spent three additional seasons (1991-94) with the 49ers as an offensive assistant. He earned his first career Super Bowl ring as a member of the 1994 team that established franchise records for points (505) and touchdowns (62).

A political science major at UCLA, Pariani began his coaching career as a graduate assistant for his alma mater in 1989 under Head Coach Terry Donahue.

He was a three-sport athlete (football, basketball and baseball) at Marin Catholic High School in Kentfield, Calif., and was born on July 2, 1965 in San Francisco. Pariani and his wife, Stephanie, have two daughters, Jessica and Gianna.

PRO BOWL PLAYERS COACHED (3): TE Dwayne Carswell (2001), TE Owen Daniels (2008, '12), TE Shannon Sharpe (1995-98).



LUKE RICHESON
STRENGTH & CONDITIONING

Luke Richesson enters his seventh NFL season and fourth year as the Denver Broncos' strength and conditioning coach in 2015. He was named to his current position on Feb. 15, 2012.

Named the NFL's 2013 Strength and Conditioning Coach of the Year by Samson Equipment and American

Football Monthly, Richesson is responsible for directing the club's year-round strength and conditioning program.

He came to Denver in 2012 from Jacksonville, where he served as the head strength and conditioning coach for the Jaguars for three seasons (2009-11). Prior to his tenure in Jacksonville, he served as the performance team director at Athletes' Performance in Tempe, Ariz., from 2001-08, implementing programs to help elite college football prospects prepare for the NFL Combine as well as assisting NFL veterans in their training during the offseason.

In his eight years with Athletes' Performance, Richesson trained 52 first-round selections, including four No. 1 overall picks, and more than 250 draftees overall.

Using adaptive training regimens for all types of athletes, including former UFC Heavyweight and WBC Light Heavyweight champions, he regularly applies mixed martial arts and other modern workout techniques in his specialized programs.

Richesson began his career in 1997 at his alma mater, the University of Kansas, following four seasons playing safety for the Jayhawks and earning his bachelor's degree in exercise science. He went on to pursue graduate coursework and spent time on the coaching staffs at the University of Wyoming (1998) and Arizona State University (1999-2000).

He is married to Anita Nall-Richesson, who was a gold-medal winner in swimming at the 1992 Olympic Games in Barcelona and was inducted into the International Swimming Hall of Fame in 2008. The couple has a son, Luther (12), and a daughter, Sunny (10). Richesson was born on April 29, 1974, in Kansas City, Mo.

COACHING EXPERIENCE
7th NFL Season (4th with Broncos)

Denver Broncos	
Strength and Conditioning	2012-15
Jacksonville Jaguars	
Strength and Conditioning	2009-11
Athletes' Performance (Tempe, Ariz.)	
Performance Team Director	2001-08
Arizona State University	
Strength & Conditioning Graduate Asst. ...	1999-2000
University of Wyoming	
Strength & Conditioning Graduate Asst. ...	1998
University of Kansas	
Strength & Conditioning Intern.	1997



ERIC STUTESVILLE
RUNNING BACKS

Eric Stutesville is in his sixth season as running backs coach for the Denver Broncos in 2015 after he was hired by the club on Jan. 23, 2010.

Stutesville is in his 15th season coaching running backs in the NFL and 19th overall year in the league. He spent six seasons (2004-09) coaching running backs in Buffalo following a three-year stint (2001-03) in that capacity with the New York Giants. Stutesville's NFL coaching career began in 1997 with Chicago following six years working at the collegiate level.

He has coached three Pro Bowl selections during his 14 seasons as an NFL running backs coach: Marshawn Lynch (2008), Willis McGahee (2011) and C.J. Anderson (2014). During that time, Stutesville has guided five individuals to a total of nine 1,000-yard rushing seasons with McGahee (3), Tiki Barber (2), Lynch (2), Knowshon Moreno (1) and Fred Jackson (1) reaching the

mark. His running backs have registered 50 individual 100-yard rushing efforts—a total that includes 24 by McGahee and 12 by Barber.

In 2014, Stutesville coached a running back group that helped the club transition to an effectively balanced offensive unit during the second half of the season. After ranking 27th in the NFL in rushing (89.9 ypg) through Week 11, Denver's emphasis on the ground game produced 147.7 yards per contest during the final six weeks of the season to rank sixth in the league during that span.

Anderson, who didn't make his first career start until Week 11 in 2014, led the NFL with 709 yards from scrimmage (472 rush / 237 rec.) during the month of November and tied for the league lead in touchdowns (7) in December. The second-year player became just the fifth undrafted running back in NFL history to earn a Pro Bowl selection.

In 2013, Stutesville's running back group contributed to Denver's NFL-record scoring offense (606 pts.). Moreno became the first player in Broncos history to post 1,000 yards rushing (1,038) and 500 yards receiving (548) while ranking second on the club with 13 total touchdowns. Rookie Montee Ball finished second on the team with 559 yards and four touchdowns on the ground in addition to leading the NFL with a 6.6-yard rushing average during the last five weeks of the regular season.

Denver's running backs in 2012 battled through injuries and youth to provide an effective force for Denver's fourth-ranked offense. McGahee totaled 731 rushing yards and four touchdowns on 167 carries (4.4 avg.) in 10 games before being placed on injured reserve with a knee injury. After eight weeks as a gameday inactive, Moreno took over as the starter and ranked sixth in the NFL in rushing (85.0 ypg) over the final six weeks of the regular season and finished the year with 138 rushes for 525 yards (3.8 avg.) and four scores.

Rookie tailback Ronnie Hillman, the NFL's youngest player during the 2012 campaign, contributed 330 yards and a touchdown on 85 carries (3.9 avg.), while running back Lance Ball (158 yds., TD) and fullback Jacob Hester (81 yds., 2 TDs) provided depth and production for the unit.

The Broncos' stable of running backs in 2011 led the way for the NFL's top rushing attack as the club set a team record averaging 164.5 yards per game on the ground. McGahee, who signed with Denver as a free agent after spending time with Stutesville in Buffalo, tied for the NFL lead with seven 100-yard rushing games. With his 1,199 rushing yards on the year, he joined Ricky Watters as the only players in NFL history to rush for 1,000 yards in a season with three different teams.

In his first season with Denver in 2010, Stutesville helped Moreno become the fifth player in franchise history to record 1,000 yards from scrimmage in each of his first two NFL seasons. He was named the team's fourth interim head coach and 13th head coach overall in team history on Dec. 6, 2010, serving the last four weeks of the season in that capacity and earning his first win as an NFL head coach vs. Houston on Dec. 26, 2010.

With the Bills, Stutesville had a 1,000-yard rusher in five of his six seasons, including one during each of the last three years, and coached Lynch to a Pro Bowl selection in 2008. Both McGahee (2004-05) and Lynch (2007-08) cleared the 1,000-yard mark in each of their first two seasons, with McGahee's 2,375 yards marking a team record for a player's first two years and ranking 16th in league annals for that category.

Stutesville was promoted to running game coordinator in 2008, a year that saw Lynch become the first Buffalo running back in five years to earn a Pro Bowl nomination after totaling his second consecutive 1,000-yard effort. Lynch (1,036 yds.) and Jackson (500 yds.) formed one of the top rushing duos in the NFL that year, and the two also combined for 84 receptions that led league rushing tandems.

In 2007, Stutesville oversaw Lynch's adjustment to the NFL and helped the 12th overall pick lead AFC rookies in rushing with 1,115 yards. Lynch averaged 85.7 rushing yards per game to rank seventh overall in the NFL (min. 10 GP) and led the league in rushing attempts per game (21.5).

Stutesville joined the Bills as running backs coach in 2004 and instructed McGahee in his first year, helping the 23rd overall pick become the fourth rookie in team history to reach 1,000 rushing yards (1,128) and tie a club rookie record with 13 rushing touchdowns. McGahee rushed for at least 100 yards in his first three starts, becoming only the third back since the 1970 NFL merger to accomplish that feat.

From 2001-03, Stutesville coached the Giants' running backs and helped Barber post two 1,000-yard rushing efforts while ranking seventh in the league in yards per rush (4.6) and ninth in rushing

COACHING EXPERIENCE

19th NFL Season (6th with Broncos)

Denver Broncos

Running Backs 2010-15
Interim Head Coach..... 2010 (Weeks 14-17)

Buffalo Bills

Running Game Coord./RBs 2008-09
Running Backs 2004-07

New York Giants

Running Backs 2001-03

Chicago Bears

Offensive Quality Control..... 1997-2000

Kent State University

Secondary 1995-96

Wingate University

Secondary 1994

University of North Carolina

Video Assistant 1992-93

University of Arizona

Graduate Assistant 1991

yards (3,468). Barber also led all NFC running backs (3rd in NFL) with 210 receptions and placed fifth in the league with 5,103 yards from scrimmage during that three-year period.

Studesville began his NFL career with the Bears, working with the club during its 1996 training camp as part of the NFL minority coaching fellowship and spending 1997-2000 in Chicago handling offensive quality control duties.

Before moving into the NFL coaching ranks, Studesville was the secondary coach at Kent State University (1995-96) and Wingate University (1994). He worked at the University of North Carolina as a video assistant from 1992-93 after serving as a graduate assistant in 1991 at the University of Arizona, where he earned a master's degree in exercise physiology.

A defensive back at the University of Wisconsin-Whitewater, Studesville graduated from the school with a bachelor's degree in physical education. Born May 29, 1967, in Madison, Wis., Studesville is married to Staci, and the couple has a daughter, Sydni, and a son, Eric Jr.

PRO BOWL PLAYERS COACHED (3): RB C.J. Anderson (2014), RB Marshawn Lynch (2008), RB Willis McGahee (2011).



TYKE TOLBERT

Tyke Tolbert is in his fifth year with the Denver Broncos coaching the wide receivers in 2015—a position he has instructed with three previous teams since joining the NFL ranks in 2003. He is entering his 13th NFL season and was named to his current position on Jan. 17, 2011.

Before joining the Broncos, Tolbert spent the 2010 season coaching in Carolina, preceded by six seasons with Buffalo (2004-09) and one year with Arizona (2003).

In 2014, Tolbert coached the NFL's top wide receiver tandem with Demaryius Thomas (111-1,619, 11 TD) and Emmanuel Sanders (101-1,404, 9 TD) combining for the most receptions (212) and receiving yards (3,023) by a league duo.

Thomas' 1,619 receiving yards set a franchise single-season record as the fifth-year player earned his third career Pro Bowl selection and joined Jerry Rice and Marvin Harrison as the only receivers in NFL history with three consecutive 1,400-yard, 10-touchdown seasons. Thomas' 2014 campaign included a team-record seven consecutive 100-yard receiving games and a 226-yard output against Arizona in Week 5 that represented the highest single-game total in club annals.

Sanders, who was signed as a free agent after four seasons in Pittsburgh, was named to his first Pro Bowl in 2014 after posting the fourth-most receiving yards (1,404) and fifth-most catches (101) in league history by a player in his first year with a new team.

In 2013, Tolbert coached a unit that produced three players with 10-plus touchdowns (Thomas – 14; Eric Decker – 11; Wes Welker – 10) along with two 1,000-yard performers (Thomas – 1,430; Decker – 1,288) as Denver's offense set the NFL's single-season scoring record (606 pts.).

Thomas, whose 14 receiving scores in 2013 tied a franchise record, earned his second career Pro Bowl honor and was named a second-team All-Pro selection by the Associated Press. Thomas and Decker became just the second pair of teammates (Cris Carter/Randy Moss, Min. – 1998-99) to post 1,000 yards and 10 touchdowns each in consecutive seasons. Welker set a career high with 10 touchdowns, including at least one in an NFL-record six straight games to begin a season with a new team.

Denver's 2012 wide receiver group helped Denver's fifth-ranked passing offense score 30 or more points in a team-record 11 games. Third-year wideouts Decker and Thomas became the youngest tandem in NFL history to record 1,000 yards and 10 touchdowns each in a season, while veteran Brandon Stokley became one of 10 players in league annals to post 40 receptions and five touchdowns after the age of 36.

Teaming with quarterback Peyton Manning, Thomas earned his first career Pro Bowl selection after finishing fourth in the NFL with 1,434 yards and 10 touchdowns on 94 receptions (15.3 avg.), while Decker posted 85 receptions for 1,064 yards (12.5 avg.) and an AFC-best 13 touchdowns. The young

WIDE RECEIVERS

COACHING EXPERIENCE

13th NFL Season (5th with Broncos)

Denver Broncos	
Wide Receivers	2011-15
Carolina Panthers	
Wide Receivers	2010
Buffalo Bills	
Wide Receivers	2004-09
Arizona Cardinals	
Wide Receivers	2003
University of Florida	
Tight Ends/Recruiting Coordinator	2002
University of Louisiana-Lafayette	
Wide Receivers/Recruiting Coordinator	1999-2001
Auburn University	
Tight Ends	1998
Northeast Louisiana University	
Tight Ends	1995-97
Ohio University	
Wide Receivers	1995 (Spring)
Northeast Louisiana University	
Graduate Assistant	1994
Louisiana State University	
Graduate Assistant	1994 (Spring)

wideouts also tied for first in the AFC with four receiving scores apiece on third down.

Thomas and Decker emerged as solid targets under Tolbert's instruction in 2011, combining for 76 receptions for 1,163 yards (15.3 avg.) with 12 touchdowns in Denver's run-heavy offense led by quarterback Tim Tebow. Fourth-year wideouts Eddie Royal and Matthew Willis also provided steady production after a trade in Week 6 that sent Pro Bowl wide receiver Brandon Lloyd to St. Louis.

In Buffalo, Tolbert helped wide receiver Lee Evans become one of the most productive receivers in Bills history. Evans led all NFL rookies in 2004 with nine touchdown receptions and a 17.6-yard average per catch. After finishing second in the NFL with seven receptions for 40-plus yards in 2005, Evans continued to improve under Tolbert in 2006, amassing a team-record 265 yards receiving on 11 catches with two touchdowns in Week 11.

Under Tolbert's tutelage with the Cardinals in 2003, Anquan Boldin earned Offensive Rookie of the Year honors and was the only rookie to make the Pro Bowl that season. He set an NFL-rookie record with 101 catches for 1,377 yards — the second most by a rookie in league history.

Tolbert gained his first professional coaching experience by participating in the NFL's Minority Internship Program with the Detroit Lions during training camp in 1997 and again with the Cardinals during training camp in 2001.

A veteran of eight seasons at the collegiate level before joining the NFL ranks, Tolbert began his coaching career as a graduate assistant at Louisiana State in the spring of 1994 and Northeast Louisiana in the fall of 1994. He moved on to coach wide receivers at Ohio in the spring of 1995, before returning to Northeast Louisiana in the fall of 1995, where he tutored the team's tight ends for three seasons.

After coaching tight ends at Auburn in 1998, Tolbert spent the next three years (1999-2001) as the wide receivers coach/recruiting coordinator at Louisiana-Lafayette. He served as the tight ends coach/recruiting coordinator at Florida in 2002, before making the jump to the NFL the following season.

Tolbert was a three-year letterman at LSU, where he played wide receiver. A native of Conroe, Texas, he graduated from LSU with bachelor's and master's degrees. He and his wife, Linda, have two daughters, Morgan and Madison.

PRO BOWL PLAYERS COACHED (3): WR Anquan Boldin (2003), WR Emmanuel Sanders (2014), WR Demaryius Thomas (2012-14).



JOE WOODS

Joe Woods is in his first year as defensive backs coach for the Denver Broncos after being hired by the team on Feb. 9, 2015.

A coaching veteran of 23 years, Woods has instructed defensive backs in the NFL during the last 11 seasons with Tampa Bay (2004-05), Minnesota

(2006-13) and Oakland (2014).

Coaching the Raiders' secondary in 2014, Woods worked with veteran safety Charles Woodson, who led the team with 160 tackles (105 solo) and four interceptions (35 yds.) in his 17th NFL season. He also tutored D.J. Hayden as the second-year cornerback made considerable progress from his rookie season while starting 8-of-10 games played for Oakland.

Before joining the Raiders, Woods spent eight seasons coaching defensive backs in Minnesota. The Vikings finished among the NFL's top 10 defenses in four of his first five years with the club, capturing back-to-back NFC North Division titles from 2008-09 and making an NFC Championship Game appearance following the 2009 season.

In 2013, Woods was instrumental in the development of first-round cornerback Xavier Rhodes, who appeared in 13 games (6 starts) for the club and set a Vikings rookie record with 23 passes defended.

Cornerback Antoine Winfield earned all three of his career Pro Bowl selections (2008-10) playing for Woods, recording 14 interceptions and 58 passes defended in his six years with the Vikings.

Woods was brought to Minnesota in 2006 along with Defensive Coordinator Mike Tomlin, who worked side-by-side with him as a secondary coach in Tampa Bay from 2004-05. In his initial season with the

DEFENSIVE BACKS

COACHING EXPERIENCE

12th NFL Season (1st with Broncos)

Denver Broncos	
Defensive Backs2015
Oakland Raiders	
Defensive Backs2014
Minnesota Vikings	
Defensive Backs2006-13
Tampa Bay Buccaneers	
Defensive Backs2004-05
Western Michigan University	
Defensive Backs2001-03
Hofstra University	
Defensive Backs1998-2000
Kent State University	
Defensive Backs1997
Grand Valley State University	
Defensive Backs1994-96
Northwestern State University	
Linebackers1994 (Spring)
Eastern Michigan University	
Graduate Assistant1993
Muskingum College	
Defensive Backs1992

Vikings, Woods helped develop a trio of rookies, including cornerback Cedric Griffin (2nd Round; No. 48 overall), the club's highest-drafted defensive back in 11 years.

During his first two NFL seasons with Tampa Bay, Woods helped coach a talented secondary led by cornerbacks Ronde Barber and Brian Kelly. Barber, an NFL 2000s All-Decade performer, earned first-team All-Pro recognition from the Associated Press following each of his two seasons playing for Woods.

In 2005, the Buccaneers boasted the NFL's top defensive unit (277.8 ypg)—including the league's sixth-ranked pass defense (183.1 ypg)—while finishing 11-5 and capturing the NFC South Division title. Barber set a team single-season record for most tackles (120) by a cornerback and led the club with five interceptions.

Tampa Bay ranked first in the NFL in pass defense (161.2 ypg) in Woods' initial season with the club in 2004 and limited opposing quarterbacks to a 77.2 passer rating. Barber was selected to his second career Pro Bowl after finishing the season as one of just four NFL cornerbacks to record at least three interceptions and three sacks.

Before joining the Bucs, Woods was the defensive backs coach for three seasons (2001-03) at Western Michigan University. He coached the same position with Hofstra University from 1998-2000, helping the school make consecutive trips to the 1-AA playoff quarterfinals.

Woods also served as defensive backs coach at Kent State University (1997) and Grand Valley State University (1994-96) following a stint coaching linebackers during the spring of 1994 at Northwestern State University.

He began his coaching career as a defensive backs coach at Muskingum College in 1992 and moved on to become a graduate assistant coach at Eastern Michigan University in 1993.

Woods lettered four times as a cornerback and safety during his collegiate career at Illinois State University, graduating from the school in 1992 with a degree in criminal justice. He was team captain as a senior in 1991 and went on to earn first-team All-Gateway Conference honors following his final season.

Born on June 25, 1970, in North Vandergrift, Va., Woods and his wife, Ellen, have two daughters, Brianna and Danari, and a son, Geno.

PRO BOWL PLAYERS COACHED (3): CB Ronde Barber (2004-05), S Darren Sharper (2007), CB Antoine Winfield (2008-10).

BRONCOS HEAD COACHING TREE

A total of 18 individuals were named an NFL head coach after serving as an assistant on the Broncos' coaching staff. This list includes three active NFL head coaches in Gary Kubiak (Den.), Jack Del Rio (Oak.) and Mike McCoy (S.D.).

ASSISTANTS WHO BECAME NFL HEAD COACHES AFTER THEIR TIME ON THE BRONCOS' COACHING STAFF

Coach	Yrs. w/Den. as an asst.	Yrs. as NFL Head Coach	Career Rec. Inc. Postseason
1. Mac Speedie	1962-64	Den. ('64-66)	6-19-1 (.250)
2. Ray Malavasi	1964-66	Den. ('66)/LAN ('78-82)	47-44 (.516)
3. Ed Hughes	1963	Hou. ('71)	4-9-1 (.321)
4. Jerry Smith	1971	Den. ('71)	2-3 (.400)
5. Red Miller	1963-65	Den. ('77-80)	42-25 (.627)
6. Sam Rutigliano	1967-70	Cle. ('78-84)	47-52 (.475)
7. Rod Dowhower	1980-82	Ind. ('85-86)	5-24 (.172)
8. Mike Shanahan	'84-87, '89-91	LAA ('88-89)/Den. ('95-08)/Wash. ('10-13)	178-144 (.553)
9. Dick MacPherson	1967-70	N.E. ('91-92)	8-24 (.250)
10. Wade Phillips	1989-92	N.O. ('85)/Den. ('93-94)/Buf. ('98-00) Atl. ('03)/Dal. ('07-10)/Hou. ('13)	83-69 (.546)
11. Chan Gailey	1985-90	Dal. ('98-99)/Buf. ('10-12)	34-48 (.415)
12. Jim Fassel	1993-94	NYG ('97-03)	60-56-1 (.517)
13. Mike Nolan	1987-92, '09	S.F. ('05-08)	18-37 (.286)
14. Gary Kubiak	1995-05	Hou. ('06-13)/Den. (2015-pres.)	63-66 (.488)
15. Eric Studesville*	2010-Pres.	Den. ('10)	1-3 (.250)
16. Dennis Allen	2011	Oak. ('12-14)	8-28 (.222)
17. Mike McCoy	2009-12	S.D. ('13-Pres.)	19-15 (.559)
18. Jack Del Rio	2012-14	Jac. (2003-11)/Oak. (2015-pres.)	69-73 (.486)

*Note: Bold denotes active NFL head coach / *Studesville was Denver's interim head coach for the last four games of the 2010 season.*

PLAYER PERSONNEL / FOOTBALL OPERATIONS



MATT RUSSELL

DIRECTOR OF PLAYER PERSONNEL

Matt Russell begins his fourth season as director of player personnel for the Broncos in 2015 after spending the previous three seasons as the club's director of college scouting. He was named to his current position on Jan. 17, 2012.

As director of player personnel, Russell is responsible for overseeing the day-to-day operations of the pro personnel and college scouting departments.

A former All-American and Butkus Award winner at the University of Colorado, Russell, 42, joined the Broncos after scouting for seven seasons in the NFL with Philadelphia (2006-08) and New England (2001, '03-05).

Since his ascension to director of player personnel in 2012, the Broncos overhauled the majority of their roster, developing depth and competition through free agency and the draft. Denver posted the most regular-season wins (38) in the NFL during the last three seasons, while capturing a trio of AFC West Division titles and making an appearance in Super Bowl XLVIII.

With Russell leading the club's scouting efforts from 2009-11, the Broncos acquired 25 players through the draft and college free agency that ended Denver's 2011 AFC West Championship season on the active/reserve rosters.

Russell spent the 2008 season as the national scout for the Eagles after scouting the Western region for the club from 2006-07. Philadelphia earned playoff berths during two of Russell's three seasons on its staff, advancing to the NFC Championship Game in 2008.

Hired by the Patriots as a pro scout in December 2000, Russell served in that capacity for the club during its Super Bowl XXXVI-winning season in 2001 and worked as an area scout for the team from 2003-05. New England won consecutive Super Bowls (XXXVIII in 2003 and XXXIX in '04) with Russell on staff during that time, and its 45-11 (.804) overall record from 2003-05 was the best mark in the NFL.

A four-year starter at Colorado from 1993-96, Russell finished his collegiate career ranked first in school history in unassisted tackles (282) and second in total tackles (446). He received all-conference honors during each of his final two seasons with the Buffaloes, including a senior campaign in which he was a consensus first-team All-American and received the Butkus Award after posting a career-high 137 tackles. He was selected as a member CU's Athletic Hall of Fame Class of 2012.

Selected by Detroit in the fourth round (130th overall) of the 1997 NFL Draft, Russell earned all-rookie honors before knee injuries forced him to retire in 2000. He spent the 2000 season as a graduate assistant coach for Colorado, helping to instruct the Buffaloes' linebackers, before beginning his scouting career.

Russell lived in Germany, England and various parts of the United States as a child. He attended Belleville East High School in Belleville, Ill., and was born on July 5, 1973, in Tokyo, Japan.



TOM HECKERT

DIRECTOR OF PRO PERSONNEL

Tom Heckert begins his 25th NFL season in 2015 and his third year with the Broncos as their director of pro personnel. He was hired by the club on May 7, 2013.

His responsibilities managing the pro personnel department for the Broncos include scouting current NFL players and overseeing the advance scouting for the club's upcoming opponents.

During his 24-year NFL career, Heckert, 47, has been a part of 16 postseason campaigns, 10 division titles and seven conference championship game appearances.

He led an NFL personnel department in each of his last 12 seasons before joining the Broncos as his teams in Philadelphia and Cleveland combined to draft 12 Pro Bowl players during that time.

He most recently served as general manager of the Cleveland Browns from 2010-12. Before joining the Browns, Heckert spent nine seasons with Philadelphia, including his final four years (2006-09) with the club as its general manager. Three of those seasons (2006-08) were spent working with Broncos Director of Player Personnel Matt Russell, who was a college scout for the Eagles during that time.

Heckert was originally hired by Philadelphia as director of player personnel in 2001 before being promoted to vice president of player personnel in 2003.

He started his NFL career with the Miami Dolphins working as a pro and college scout from 1991-98

before his ascension to assistant director of pro personnel/college scout in 1999 and director of pro personnel in 2000.

Heckert has previously served on the NFL's College Advisory Committee, which advises college football juniors on their draft status, as well as the league's General Managers Advisory Committee, which consults Commissioner Roger Goodell and the NFL football operations department on key issues regarding player development, scouting and technology.

A graduate of Hillsdale (Mich.) College, where he played defensive back, Heckert started his football career as an assistant coach for his alma mater for two seasons before breaking into the NFL ranks.

His father, Tom Sr., spent more than 20 years as an NFL player personnel executive, including stops in Cleveland, Tampa Bay and Miami before his retirement in 2007. Tom Heckert Jr. was born on July 17, 1967, in Youngstown, Ohio. He has two children: Griffin and Madison.



MIKE SULLIVAN

DIRECTOR OF FOOTBALL ADMINISTRATION

Mike Sullivan enters his fourth year with the Denver Broncos in 2015 as the organization's director of football administration. After spending more than 25 years negotiating contracts as a player agent, he was hired by the Broncos on Feb. 15, 2012.

Sullivan's responsibilities include directing the club's negotiating and structuring of all player contracts as well as managing the Broncos' salary cap and football budget.

He joined the Broncos after serving the previous 11 years as managing director of the football division for Octagon Worldwide. In that capacity, he helped grow Octagon into one of the top sports representation and marketing firms in the nation.

While leading Octagon's football division, he became regarded as one of the top contract negotiators in the business. An NFLPA Certified Contract Advisor, attorney and Certified Public Accountant, Sullivan is credited with the creation of a variety of player contract terms, including the guaranteed salary/option bonus structure, which is now commonplace in high-value player contracts.

Known for his progressive approach and creativity in the formation of player contracts, Sullivan began his career as an attorney in the early 1980s working with Leigh Steinberg. In that capacity, he helped negotiate several of the highest-valued contracts in the history of professional football.

He started his own firm and later partnered with Jeff Sperbeck to form Sullivan & Sperbeck, which was acquired by Octagon in 2000.

An All-American prep quarterback from Walnut Creek, Calif., Sullivan earned a scholarship to the University of Oregon before transferring to Villanova University as a junior. He received a bachelor's degree in accounting from Villanova and went on to earn his law degree from the school. He was born in Morristown, N.J.



MARK THEWES

DIRECTOR OF TEAM ADMINISTRATION

Mark Thewes enters his 13th season in the NFL in 2015 and his fourth year as the club's director of team administration. Originally hired by Denver on Jan. 12, 2009, as Assistant to the Head Coach, Thewes worked for the Cleveland Browns from 1999-2004 and spent four years with GMR Marketing in Charlotte, N.C., before he joined the Broncos.

Thewes serves as the liaison to the NFL office to ensure the club's compliance with the collective bargaining agreement, roster management and reporting, scheduling, officiating and discipline. He also works closely with Director of

Football Administration Mike Sullivan in player contract analysis, market research and overall football department budgeting and monitoring.

A native of Canton, Ohio, Thewes worked as an intern in the operations and marketing departments at the Pro Football Hall of Fame before joining the Browns as an intern for their re-entry into the NFL in 1999. He was hired full time by the Browns in 2000 and handled marketing/sponsorships for the club through 2004.

At GMR Marketing, Thewes was an account director in its sports marketing division. In that capacity, he worked with NFL, NCAA and NASCAR accounts.

A four-year starter on the baseball team at Miami (Ohio) University, Thewes received a bachelor's degree from the school before earning a master's degree in sports administration from Ohio University. He is a graduate of Canton McKinley Senior High School in Canton, Ohio.

Mark and his wife, Megan, have one son (Wade) and one daughter (Gwen).



RAY JACKSON

DIRECTOR OF PLAYER DEVELOPMENT

Ray Jackson enters his first year as director of player development for the Denver Broncos and his 14th season overall working in the NFL. He was hired by the club on March 9, 2015.

Jackson, who spent the last 10 seasons (2005-14) as the director of player development for the Pittsburgh Steelers, spearheads the club's off-the-field training and education for players through various club- and league-supported initiatives.

With the Steelers, Jackson implemented the organization's Career Transition Program and coordinated the Club Life Skills Seminar. He facilitated several other support programs aimed at maximizing players' potential and ability to achieve their goals on and off the field.

A cornerback for six NFL seasons with Buffalo (1996-98) and Cleveland (1999-2001), Jackson began his post-playing career as the player development coordinator for the Browns from 2002-04.

Before being selected by the Bills in the fifth round (156th overall) of the 1996 NFL Draft, Jackson played at Colorado State University, where he graduated as the program's all-time leader in career interceptions (20). As a senior in 1995, he was named First-Team All-Western Athletic Conference and was selected to the prestigious AFCA Good Works Team.

A graduate of Denver's Montbello High School, Jackson was born on Feb. 17, 1973, in East Chicago, Ind. Ray and his wife, Natalie, have five children: Pashay, Evan, Amaya, Alissa and Raymond Jr.



MITCH TANNEY

DIRECTOR OF FOOTBALL ANALYTICS

Mitch Tanney enters his first year as director of football analytics for the Denver Broncos after being hired by the club on March 6, 2015.

Tanney is responsible for developing methods to analyze data that supports evaluations and situational decisions made by the personnel staff and coaches.

Before working in a similar capacity with the Chicago Bears from 2013-14, Tanney served as manager of football products and sports analytics for STATS LLC, a leading sports technology, data and content company. Working primarily with NFL and college football programs, he managed the company's ICE platform, a system that aligns a team's analytical data and player records to scouting video.

A former quarterback at Monmouth College, Tanney was named the 2005 Midwest Conference Offensive Player of the Year as a senior in addition to finishing as runner-up for Division III National Player of the Year.

Tanney worked as an assistant coach at Monmouth from 2006-07 while continuing his playing career in various professional football leagues (AFL, AF2, IFL, Swedish SuperSeries) from 2006-09.

Tanney graduated from Monmouth Summa Cum Laude in 2006 with a Bachelor of Arts in Mathematics and Spanish. He received his MBA with distinction from the University of Iowa in 2011.

Mitch and his wife, Ashley, have a 1-year-old son, Micah.



A.J. DURSO

ASSISTANT DIRECTOR OF PRO PERSONNEL

A.J. Durso enters his third year with the Broncos and his first season as the club's assistant director of pro personnel in 2015. He originally joined the team as pro scouting coordinator in 2013.

In his current position, Durso assists Director of Pro Personnel Tom Heckert in the evaluation and acquisition of free agents and trades in addition to advance scouting and overseeing assignments of other professional football leagues. He coordinates player workouts and visits while also executing cross-check evaluations for the NFL Draft assigned by Director of Player Personnel Matt Russell.

Before coming to the Broncos, Durso spent three seasons in Cleveland as pro scout and five years in football operations with Seattle. After beginning his NFL career as an operations intern with the Seahawks in 2005, Durso served as football operations coordinator/assistant to Executive Vice President & Head Coach Mike Holmgren for three seasons (2006-08) and as an offensive assistant for the team's 2009 campaign.

A graduate of SUNY Institute of Technology, where he was a member of the baseball team, Durso is married to Toby.



ADAM PETERS

ASSISTANT DIRECTOR OF COLLEGE SCOUTING

Adam Peters is in his seventh season with the Broncos in 2015 and his second as the club's assistant director of college scouting. He spent the previous three years as a national scout after two seasons scouting the Western region for the team.

Peters joined the Broncos after spending six seasons (2003-08) in the New England Patriots' personnel department, including his final three years with the club as an area scout. In 2005, he handled pro scouting duties for the Patriots.

Peters entered the NFL in 2003 as a scouting assistant with New England and was a member of its staff for consecutive Super Bowl wins (XXXVIII in 2003 and XXXIX in '04) with the club during that time. The Patriots' 45-11 (.804) overall record from 2003-05 was the best mark in the NFL.

Before joining the Patriots, Peters served as a football operations graduate assistant at UCLA in 2002 after playing defensive end for the Bruins from 1999-2001. He transferred to UCLA from West Valley Junior College in Saratoga, Calif., where he played tight end for two seasons (1997-98) and earned all-conference honors.

A native of Cupertino, Calif., Peters attended Monta Vista High School (Cupertino, Calif.) and was a two-sport standout in football and baseball during his prep career.



JOHN SPYTEK

NATIONAL SCOUT

John Spytek begins his second season as a national scout for the Broncos in 2015 after evaluating the Southwest region for the club during his first year with the team in 2013.

Spytek, who owns 10 seasons of personnel experience in the NFL ranks, spent three seasons (2010-12) as the Cleveland Browns' director of college scouting during which time the club produced six PFW/PFWA All-Rookie Team selections and drafted four players who went on to make the Pro Bowl in 2013.

He served as a college/pro scout for Philadelphia from 2007-09 after starting his personnel career as an intern with the Eagles in 2005 and a full-time college scouting assistant in 2006. In five seasons with the club, Philadelphia earned three postseason berths and advanced to the NFC Championship game in 2008.

Spytek got his start in the NFL as an operations intern with Detroit in 2004 after playing linebacker for the University of Michigan from 1999-02. He graduated from Michigan with a bachelor's degree in general studies and a master's in sports management.

A native of Pewaukee, Wis., Spytek and his wife, Kristen, live in Denver and have two children, Evelyn and Jack. The couple founded the National CMV Foundation in honor of their daughter, Evelyn, helping to educate women of childbearing age about cytomegalovirus.



EUGENE ARMSTRONG

SOUTHEAST AREA SCOUT

Eugene Armstrong enters his ninth season as a college scout with the Denver Broncos in 2015 and evaluates the Southeast area for the franchise.

Armstrong joined the Broncos after spending seven years (2000-06) working in the Houston Texans' personnel department, including his final three seasons with the club as a college scout evaluating the Southwest and Midwest regions.

Armstrong was hired by the Texans in 2000 as a scouting intern and was promoted to a college scouting assistant in 2002 for the franchise's inaugural season. In that capacity, he maintained the club's college database and reviewed prospect tapes while scouting the states of Texas, Louisiana and Oklahoma.

Armstrong earned a bachelor's degree in business administration from the University of Tulsa, where he played safety for the Golden Hurricanes.

Born on Jan. 15, 1977, Armstrong played football and baseball at Elsik High School in Houston, where he currently resides. He has a daughter, Shelbi.



DAVE BRATTEN

COLLEGE SCOUTING COORD. / AREA SCOUT

Dave Bratten is in his 17th season with the Denver Broncos' organization in 2015 and his 15th year in the college scouting department. He works as the Broncos' college scouting coordinator and also evaluates the Central Plains and Northeast areas for the club.

The 41-year-old initially joined the Broncos in 1997 as a media relations intern. He earned a master's degree in sports management from Georgia Southern University in 1998 and a bachelor's degree in English from Monmouth (Ill.) College in 1996. Bratten is a graduate of Arvada West High School in Arvada, Colo.

Dave, and his wife Kim, along with their daughter Sidney, reside in Lakewood, Colo.



SCOTT DiSTEFANO

MIDWEST AREA SCOUT

Scott DiStefano is in his 34th year with the Denver Broncos' personnel department in 2015 and scouts the Midwest area for the club.

He began his career with the Broncos scouting the Rocky Mountain and Southwest regions before shifting his focus to the Midwest in 1990. In addition to his scouting duties with the Broncos during the 1980s, DiStefano also assisted with the breakdown of film cutups for Assistant Head Coach Joe Collier.

DiStefano, 58, was a quarterback at Colorado State University from 1976-80.

Although he had opportunities to play for the Hamilton Tiger-Cats and Edmonton Eskimos of the Canadian Football League, he opted to begin his coaching career as a graduate assistant at Colorado State in 1981. He served in that capacity for the year before coming to the Broncos in 1982.

A native of Alliance, Ohio, DiStefano was an all-conference quarterback in 1975 at Alliance High School, the same school that produced Pro Football Hall of Fame quarterback Len Dawson. Among the honors bestowed upon him was the 1974 Massillon (Ohio) JayCee's conference sportsmanship award, a prestigious honor from such a football-rich region of Ohio.



DARREN MOUGEY

SOUTHWEST AREA SCOUT

Darren Mougey enters his fourth season with the Broncos in 2015 and his first year scouting the Southwest region for the club. He spent his first three seasons with the team assisting with the scouting, operations and administrative efforts of the personnel department.

Originally hired by the Broncos as a personnel intern in 2012, Mougey worked as a personnel/scouting assistant in 2013 before expanding his role to serve as a scout for both the college and pro personnel departments in 2014.

Before coming to Denver, Mougey competed in training camps as a wide receiver with the Atlanta Falcons (2009) and Arizona Cardinals (2010). A four-year letterman and a team captain at San Diego State University, he played wideout during his final two collegiate seasons after converting from quarterback.

A highly-touted quarterback prospect from Chaparral High School in Scottsdale, Ariz., Mougey graduated from San Diego State with a bachelor's degree in business. He was born on April 7, 1985.



NICK SCHIRALLI

ATLANTIC AREA SCOUT

Nick Schiralli enters his eighth season as a college scout for the Denver Broncos in 2015 and evaluates the Atlantic area for the franchise.

Schiralli joined the Broncos after spending two years (2006-07) as an offensive graduate assistant at the University of Florida, where he also was a four-year letterman as a wide receiver from 1996-99. He served in a variety of capacities with the Gators and was a part of their staff in 2006 that helped the team to a BCS national championship victory.

The 39-year-old spent four years working with the football program at the University of North Carolina from 2002-05. He was an offensive graduate assistant coach with the Tar Heels in 2005 after working as director of player personnel and special teams assistant from 2002-04.

Schiralli began his professional career in 2000 as the wide receiver coach at Cardinal Newman High School in West Palm Beach, Fla., before coaching wide receivers and special teams at Gainesville (Fla.)

High School in 2001.

As a wide receiver at Florida, Schiralli played 36 career games and was a two-time All-Southeastern Conference academic team selection. He was a member of the Gators' 1996 national championship squad as well as two SEC Championship teams and was named to the SEC's Good Works Team recognizing his efforts in the community.

Schiralli holds master's degrees in sports management and human performance/sports psychology from Florida. He also owns bachelor's degrees from Florida in telecommunications and public relations.

Nick and his wife, Jenny, have a son, Cale (8), and three daughters, Sawyer Mae (6), Scout Isabelle (4) and Fynley Belle (1).



BRIAN STARK

WESTERN REGIONAL SCOUT

Brian Stark enters his fourth season with the Broncos and his first year as western regional scout for the club. He scouted the West Coast during his first three seasons with the franchise.

Stark, 41, joined the Broncos after serving three seasons as the offensive coordinator/quarterbacks coach for Yale University (2009-11) and nine seasons in various coaching capacities at San Diego State (2000-08). During those 12 seasons, he personally recruited or coached 12 NFL Draft choices.

At Yale, he tutored quarterback Patrick Witt, who finished his career as the school's all-time passing leader and was invited to play in the inaugural NFLPA Collegiate Bowl in 2012.

Stark spent nine years at San Diego State, serving as tight ends coach (2008), director of football operations/recruiting coordinator (2006-07) and passing game coordinator/quarterbacks coach (2002-05). In his four seasons as quarterbacks coach for San Diego State, the Aztecs' signal-callers averaged nearly 3,100 yards and 18 passing touchdowns a year while setting 18 SDSU or MWC records.

Before joining San Diego State's staff, Stark spent the 2001 season as offensive program coordinator for the University of Washington, where he also assisted with the Huskies' recruiting efforts.

He began his professional career at his alma mater, the University of Colorado, where he was a student assistant/assistant recruiting coordinator from 1994-98.

Stark, a Fort Morgan, Colo., native, and his wife, Sarah, have two sons, Jackson and Alex.



BRYAN CHESIN

PLAYER PERSONNEL ASSISTANT

Bryan Chesin enters his second year with the Broncos and first season as a player personnel assistant for the team in 2015. He was originally hired by the club as a video/operations assistant in 2014.

Chesin's current duties include evaluating college and pro prospects and scouting the Colorado and Wyoming regions in addition to assisting with the operations and administrative efforts of the personnel department.

Prior to joining the Broncos, Chesin was a Producer Intern for NFL Films in Mount Laurel, N.J. He spent four seasons on the coaching staff at his alma mater Chaparral High School in Scottsdale, Ariz., winning three consecutive state championships (2009-11) and helping more than 20 players earn Division I scholarships.

A graduate of the University of Arizona, where he was a video coordinator for the football team, Chesin was born on March 19, 1986.



KLEIN KUBIAK

PLAYER PERSONNEL ASSISTANT

Klein Kubiak enters his second year with the Broncos and first season as a player personnel assistant for the club. His current duties include evaluating college and pro prospects and scouting the Colorado and Wyoming regions.

Before joining the Broncos as a personnel intern in 2014, Kubiak played collegiately at Rice University (2010-13), where he lettered four years as a wide receiver. Kubiak served as a salary cap intern with the Houston Texans in the summer of 2012 and as a finance intern with the McNair Group in Houston in the summer of 2013.

Kubiak earned all-district honors in football and baseball at Strake Jesuit High School in Houston. The son of Broncos Head Coach Gary Kubiak, Klein was born on July 1, 1991, in Houston.

DENVER BRONCOS ADMINISTRATION



RICH SLIVKA

GENERAL COUNSEL/EXEC. VICE PRESIDENT

Rich Slivka enters his 16th year with the Broncos in 2015 and serves as general counsel and executive vice president for both the club and Stadium Management Company, which operates Sports Authority Field at Mile High.

Slivka is responsible for all legal functions of the Broncos in addition to overseeing the human resources, finance and information technology groups. His role with the team and SMC also includes managing sponsorship contracts, intellectual property claims and insurance matters.

He practiced private law in Denver beginning in 1976 with specialties that involved corporate/business law, commercial litigation and arbitration, white collar criminal law, complex civil law and tax litigation. Slivka began working with Broncos Owner Pat Bowlen in 1987 and continued his involvement with him and the team until assuming a full-time counsel role with the organization in 2000.

His career began as an attorney for the U.S. Department of Justice Tax Division in Washington D.C., where he spent five years (1969-73) before working as a lawyer with the U.S. Attorney's Office for the District of Colorado from 1974-76.

A certified public accountant and a member of the Sports Lawyers Association, Slivka obtained his J.D. from George Washington University in 1969 and a bachelor's degree in business/accounting from Arizona State University in 1966.

Slivka currently sits on the board for Denver Broncos Charities, which has overseen the distribution of more than \$25 million to charitable groups in the Denver area since its inception in 1993.

He is an avid outdoorsman, having summited all 54 of Colorado's 14,000-foot peaks. Born in Bridgeport, Conn., Slivka and his wife, Terri, have two children.



MAC FREEMAN

SENIOR V.P. OF BUSINESS DEVELOPMENT

Mac Freeman is his 15th season with the Broncos in 2015 and operates as the club's senior vice president of business development. In his current role, he is responsible for all revenue generation lines of business for the club.

With more than 20 years of experience in the sports and entertainment business, including involvement with every major professional sports league (NFL, MLB, NBA, NHL, MLS, MLL), Freeman holds expertise in the areas of marketing and sales, event booking and production, fiscal planning and budgeting, and facility management.

After working as the general manager for the final three seasons at Mile High Stadium (1998-2000), Freeman joined the Broncos in 2001 as vice president of stadium operations, where he oversaw all operations of Sports Authority Field at Mile High and Stadium Management Company.

Prior to his time in Denver, he was the assistant general manager at Pittsburgh's Three Rivers Stadium and Mellon Arena. He also served as director of marketing at Mellon Arena, home of the Pittsburgh Penguins and the University of Pittsburgh basketball teams.

Freeman was the director of marketing at the Los Angeles Memorial Coliseum and Sports Arena, where he worked with the Los Angeles Raiders, Los Angeles Clippers and the University of Southern California football and basketball programs.

After graduating from Hampden-Sydney College in Virginia, he began his career in the late 1980s working at the Richmond Coliseum and Mosque Theater.

Freeman currently serves on several local boards, including Denver Broncos Charities, the Metro Denver Sports Commission and Denver Civic Ventures Inc., the public purpose board of the Downtown Denver Partnership. He also serves on the board of CityLax, an inner-city youth lacrosse program in Denver, and is a Trustee of the National Sports Center for the Disabled.

In addition to his role with the Broncos, Freeman is president of Edge Sports & Entertainment, a wholly-owned subsidiary of the club which oversees the operations of Major League Lacrosse's Denver Outlaws. The team, which was part of the league's 2006 western expansion, won the 2014 MLL Championship and has made the postseason in each of its nine years in existence.

Born in New York City, Freeman and his wife, Molly, have three children: Lily, James and Jack.

EXECUTIVE STAFF



Justin Webster
Chief Financial Officer



Nancy Svoboda
Senior Vice President of Human Resources



Keith Bishop
Vice President of Security



Chip Conway
Vice President of Operations



Brady Kellogg
Vice President of Corporate Partnerships



Cindy Kellogg
Vice President of Community Development



Dennis Moore
Vice President of Sales and Marketing



Darren O'Donnell
Vice President of Business Development



Patrick Smyth
Vice President of Public Relations



Russ Trainor
Vice President of Information Technology

ADMINISTRATIVE STAFF



Veronica Ibarra
Executive Assistant to Bowlen Family



Lisa Williams
Exec. Asst. to Pres. & CEO and General Counsel



Kathy Hatch
Exec. Asst. to E.V.P. of Football Ops./GM



Kristi Nichols
Executive Assistant to Head Coach



Pam Papsdorf
Executive Assistant to Player Personnel



Sharon Erwin
Receptionist

EQUIPMENT



Chris Valenti
Equipment Manager



Mike Harrington
Asst. Equipment Manager



Jason Schell
Asst. Equipment Manager



Kenny Chavez
Asst. Equipment Manager

MEDICAL STAFF



Steve Antonopoulos
Head Athletic Trainer



Corey Oshikoya
Assistant Athletic Trainer



Josh Hartman
Assistant Athletic Trainer



Dustin Little
Asst. Athletic Trainer/
Physical Therapist



Michael Sundeen
Asst. Athletic Trainer

FOOTBALL INFORMATION SYSTEMS / VIDEO OPERATIONS



Tony Lazzaro
Director of Football
Information Systems



Karl Schreiner
Senior Applications
Developer



Steve Boxer
Video Director



Gary McCune
Video Operations
Manager



Kirt Horiuchi
Video Assistant



Chris Kirchner
Video Assistant

MEDIA RELATIONS



Erich Schubert
Senior Manager of
Media Relations



Rebecca Villanueva
Corporate Communications
Manager



Seth Medvin
Media Relations
Coordinator



Aracely Gomez
Human Resources
Director



Kristin Wood
Human Resources
Coordinator

HUMAN RESOURCES

DIGITAL MEDIA



Ben Hunt
Director of
Digital Media



Andrew Mason
Senior Digital
Reporter



Ben Swanson
Associate Editor,
DenverBroncos.com



Tioni Taylor
Digital Media
Production Coordinator



Scott Ward
Social Media
Coordinator

TEAM MEDIA



Mike Bonner
Sr. Director of Event
Presentation & Production



Chris Hall
Supervising Producer/
Broncos TV Host



Nick Young
Supervising Producer



Austin Brink
Supervising Producer/
Lead Camera Operator



Phil Milani
Coordinating
Producer/Reporter



Spencer Millard
Sr. Motion Graphics
Designer/Video Editor



Luis Miranda
Motion Graphics
Designer/Producer



Liz Coates
Game Entertainment
Manager

COMMUNITY DEVELOPMENT



Billy Thompson
Director of
Community Outreach




Bobby Mestas
Director of Youth &
High School Football



Liz Mannis
Manager of
Community Development

OPERATIONS



Fred Fleming
Director of
Special Services



Adam Newman
Senior Logistics
Manager



John Karpan
Facility Manager



Greg Johnson
Maintenance
Coordinator



Josh Bruning
Operations
Coordinator

TURF OPERATIONS



Brooks Dodson
Director of Sports Turf & Grounds



Cole Dudley
Sports Turf Coordinator



Sam Pendleton
Sports Turf Assistant



Gordon Cobb
Grounds Coordinator

NUTRITION & DINING



Bryan Snyder
Director of Team Nutrition



Justin Domsch
Executive Chef



Skylar Smith
Sous Chef



Alfredo Gonzalez
Preparation Chef

TICKET OPERATIONS



Kirk Dyer
Exec. Director of Ticket
Operations and Admin.



Katie Delay
Director of
Ticket Operations



Clark Wray
Director of Ticket and
Database Operations



Patti Barban
ADA Manager



Stacie Fear
Ticket Manager



Ivy Barron
Ticket Operations
Coordinator

MARKETING



Sandy Young
Director of Marketing



Marisol Villagomez
Manager of
Fan Development



Esmarie Van Zuylen
Marketing &
Research Analyst



Brad Post
Mascot Coordinator



Scott Lantis
Coord. of Promotions
& Special Events



Ashley Montgomery
Production Manager,
Graphic Design



Taryn Parker
Graphic Designer

SPONSORSHIP



Jon Carlson
Director of Business
Development



Derek Thomas
Director of Corporate
Partnerships



Craig Walsh
Senior Manager of
Partnership & Suite Sales



Matt Grable
Manager of Partnership
Activation and Service



Amanda Hebert
Manager of Partnership
Activation and Service



Kim Torrez
Manager of Partnership
Activation and Service



Kellie Sciacca
Manager of Partnership
Activation and Service



Brooke Carnie
Partnership Activation
& Services Coordinator



John Bowlen
Corporate Partnerships
Coordinator



Kelsey Zimmerman
Partnership Activation
& Services Coordinator

PREMIUM SEATING



Chris Faulkner
Manager of
Premium Seating



Dave Stutman
Senior Premium
Seating Executive



Geoff Sanders
Senior Premium
Seating Executive



Ben Racine
Premium
Sales Executive



Melissa Anderson
Premium Service
Executive

CHEERLEADERS



Shawna Peters
Director of Cheerleaders



Shelly Trujillo
Assistant Director,
Cheerleaders



Lauren Giangregorio
Program Manager,
Cheerleaders

INFORMATION TECHNOLOGY



Chris Newman
Information Technology
Architect



Gil Bencomo
Senior Information
Technology Engineer



Jason Moore
Senior Information
Technology Engineer



Mike Corey
Senior Information
Technology Analyst



Nick Burris
Information Technology
Engineer



Tahoe Dennis
Associate Information
Technology Engineer



Rick Seifert
Chief Communications
Engineer

FINANCE



Dianne Sehgal
Controller



Michael Kalousek
Manager of
Financial Analysis



Fred Krebs
Manager of Cash/Treasury



Nanette Thompson
Assistant Controller



Jenifer Brunetti
Payroll Administrator



Peggy Jackson
Revenue Accountant



Gina Johnson
Accounts Payable



Kelly Royall
Manager of
Travel Services

STADIUM MANAGEMENT COMPANY



Jay Roberts
General Manager



Scott Bliet
Assistant General Manager



Chuck Olney
Director of Business Development



Jon Applegate
Director of Event Operations



Austin Zilis
Parking and Events Manager



Anna Marie Marcus
Special Events Sales Manager



Jasmine Williams
Special Events Administrator



Fran Williams
SMC Receptionist



Judy Fernquist
SMC Receptionist



Pat Tetrick
Senior Manager of Guest Relations



Ethan Honaman
Guest Relations Assistant Manager



Darla Disner
Guest Relations Administrator



Jared Devine
Security Manager



Jim White
Assistant Security Manager



Mo Mills
24-Hour Security Supervisor



Scott Padgett
24-Hour Security Shift Supervisor

STADIUM MANAGEMENT COMPANY



Cindy Gordon
24-Hour Security
Shift Supervisor



Zach Myhra
Director of Facilities



Chad Henderson
Lead Engineer



Matt Shine
Senior Operations
Manager



Howard Brown
Facility Operations
Manager



**Terrance "Jamie"
Perkins**
Lead Plumber



Curt Norton
Plumber



Chris Hoag
Lead Electrician



Page Valencia
Electrician



Jeremiah Roybal
HVAC Technician



Brett Seibel
Site and Facilities
Manager



Craig Honas
General Maintenance Lead



Steven Morris
General Maintenance
Technician



Kevin O'Connor
General Maintenance
Technician



Patrick Bowlen III
Facilities Coordinator



Cassidee Owens
Production Artist



Megan Rollins
Assistant Production
Artist



Amy Thomas
Purchasing and Project
Coordinator



Molly Westcott
Operations Assistant



Chris Hathaway
Turf Manager



Luke Kellerman
Assistant Turf Manager



Abe Picaso
Turf Technician



Pat Jordan
Director of Technical &
Broadcast Operations



Jeremy Wecker
Manager of A/V
Technology &
Engineering



Lorraine Spargo
Director of
Special Projects





C.J. ANDERSON

22

RUNNING BACK

5-8 • 224 • 3RD YR. • CALIFORNIA

BORN: Feb. 10, 1991, in Vallejo, Calif.

HIGH SCHOOL: Bethel High School, Vallejo, Calif.

ACQUIRED: College Free Agent, 2013

NFL YEAR: 3rd • **YEAR WITH BRONCOS:** 3rd

NFL GAMES PLAYED/STARTED: 20/7 • **POSTSEASON GP/GS:** 2/1



ANDERSON AT A GLANCE:

- A third-year player who in 2014 became just the fifth undrafted running back in NFL history to make the Pro Bowl.
- Appeared in 20 regular-season games (7 starts) and two postseason contests (1 start) for the Broncos during the last two years after making the 53-man roster as a college free agent in 2013.
- Emerged as a starter for the Broncos midway through the 2014 season and totaled 179 carries for 849 yards (4.7 avg.) with eight rushing touchdowns.
- Finished the 2014 season with 10 total touchdowns (8 rush, 2 rec.), marking the most by an undrafted Broncos running back in a single season.
- Led the NFL with seven rushing touchdowns in December 2014 to tie for the third-most rushing scores by an undrafted player in a single month in NFL history.
- Posted the top two rushing performances by an undrafted player in team history in back-to-back weeks in 2014 (167 and 168 yds., Weeks 11 and 12).
- Totaled two games with three rushing touchdowns in 2014, becoming only the second player in team annals (Terrell Davis, 3-1998) with multiple games in a season posting at least three rushing scores.
- Finished his rookie season with seven carries for 38 yards (5.4 avg.) while contributing in 22 offensive plays and 36 special-teams snaps for Denver.
- Saw action in all 25 games (2 starts) in two seasons at the University of California-Berkeley and rushed for 1,135 yards and 12 touchdowns on 198 carries (5.7 avg.) after transferring from Laney College.
- Entered the NFL with Denver as a college free agent on May 1, 2013.

22's TROPHY CASE

Pro Bowls (1) 2014

CAREER TRANSACTIONS: Signed by Denver as a college free agent 5/1/13.



2014: Anderson started 7-of-15 regular-season games for the Broncos and totaled 849 yards on 179 rushes (4.7 avg.) with eight touchdowns in addition to catching 34 passes for 324 yards (9.5 avg.) with two scores... Selected to his first Pro Bowl to become just the fifth undrafted running back in NFL history to receive that honor... Finished the regular season with 10 total touchdowns (8 rush, 2 rec.) to represent the most by an undrafted Broncos running back in a single season... Racked up 163 yards from scrimmage (90 rush, 73 rec.) at Oak (11/9) after relieving injured starter Ronnie Hillman... Made his first career start at Stl. (11/16)... Posted the top two rushing performances by an undrafted player in team history in back-to-back weeks (167 vs. Mia. (11/23) and 168 yards at K.C. (11/30))... Earned FedEx Ground Player of the Week honors for his performance against the Chiefs... Led all NFL players with 709 total yards (472 rush, 237 rec.) in November, good for third in franchise history for yards from scrimmage in a single month... Paced the NFL with seven rushing touchdowns in December to tie for the third-most rushing scores by an undrafted player in a single month in NFL history... Tallied a career-high three rushing touchdowns vs. Buf. (12/7) and Oak. (12/28) to tie for third most in a game in club history... Named AFC Offensive Player of the Week for his three-touchdown performance against the Raiders.

ANDERSON ONE OF FIVE UNDRAFTED PRO BOWL RUNNING BACKS

UNDRAFTED RUNNING BACKS TO MAKE THE PRO BOWL, NFL HISTORY

Player	Team	Season(s)
John Settle	Atlanta	1988
Priest Holmes	Kansas City	2001-03
Willie Parker	Pittsburgh	2006-07
Arian Foster	Houston	2010-12, '14
C.J. Anderson	Denver	2014

ANDERSON GOES FROM UNDRAFTED TO STARTER

MOST TOUCHDOWNS BY A BRONCOS UNDRAFTED RUNNING BACK

Player	Year	No.
C.J. Anderson	2014	10
Mike Bell	2006	8
Larry Canada	1981	4
Reggie Rivers	1992	4
Larry Canada	1978	3
Derrick Clark	1994	3
Cecil Sapp	2007	3

MOST RUSHING YARDS BY AN UNDRAFTED PLAYER, SINGLE GAME, BRONCOS HISTORY

Player	Opponent (Date)	Att.	Yds.	Avg.	TD
1. C.J. Anderson	at K.C. (11/30/14)	32	168	5.3	0
2. C.J. Anderson	vs. Mia. (11/23/14)	27	167	6.2	1
3. Selvin Young	vs. K.C. (12/9/07)	17	156	9.2	0
4. Mike Bell	vs. Ind. (10/29/06)	15	136	9.1	2
5. Selvin Young	at K.C. (11/11/07)	20	109	5.5	1

2013: Anderson, who entered the NFL with Denver as a college free agent on May 1, appeared in five regular-season games, finishing his rookie season with 38 yards rushing on seven carries (5.4 avg.)... Missed the final three preseason games and the first seven contests of the regular season with a knee injury sustained during training camp... Made his NFL debut vs. Was. (10/27)... Rushed twice for nine yards (4.5 avg.) and caught his first career pass for 14 yards in Super Bowl XLVIII vs. Sea. (2/2).

COLLEGE: Anderson appeared in all 25 games (2 starts) in two seasons at the University of California-Berkeley after transferring from Laney College... Rushed for 1,135 yards and 12 touchdowns on 198 carries (5.7 avg.) for the Golden Bears and added 22 receptions for 350 yards and two scores... Totaled 126 rushes for 790 yards (6.3 avg.) and four touchdowns as a senior while topping the 100-yard mark on three occasions... Earned first-team All-America honors and led the NorCal Conference in rushing during his final season at Laney College in 2010, racking up 1,644 yards and 13 touchdowns on 206 attempts (8.0 avg.).

PERSONAL: Anderson attended Bethel High School in Vallejo, Calif., where he rushed for nearly 4,000 yards during his prep career and led his team to four consecutive playoff appearances... Majored in interdisciplinary studies at Cal... Cortrelle Javon Anderson was born on Feb. 10, 1991.

ANDERSON'S REGULAR SEASON RECORD

Year	Club	G	S	RUSHING					RECEIVING					SCORING				
				No.	Yds.	Avg.	LG	TD	No.	Yds.	Avg.	LG	TD	TD	TDr	TDp	TDrt	2pt Pts.
2013	Denver	5	0	7	38	5.4	11	0	0	0	0.0	—	0	0	0	0	0	0
2014	Denver	15	7	179	849	4.7	27	8	34	324	9.5	51t	2	10	8	2	0	60
CAREER TOTALS		20	7	186	887	4.8	27	8	34	324	9.5	51t	2	10	8	2	0	60

ADDITIONAL STATISTICS: Miscellaneous tackles — 2014 (1), TOTAL (1).

ANDERSON'S POSTSEASON RECORD

Year	Club	G	S	No.	RUSHING				No.	RECEIVING				SCORING				
					Yds.	Avg.	LG	TD		Yds.	Avg.	LG	TD	TD	TDr	TDp	TDrt	2pt Pts.
2013	Denver	1	0	2	9	4.5	6	0	1	14	14.0	14	0	0	0	0	0	0
2014	Denver	1	1	18	80	4.4	22	0	6	29	4.8	15	0	0	0	0	0	0
CAREER TOTALS		2	1	20	89	4.5	22	0	7	43	6.1	15	0	0	0	0	0	0

ANDERSON'S SINGLE GAME HIGHS

(Postseason in parentheses)

Rushes — 32, at Kansas City, 11/30/14 (18 vs. Indianapolis, 1/11/15). **Rushing yards** — 168 at Kansas City, 11/30/14 (80 vs. Indianapolis, 1/11/15). **Longest rush** — 27 at Cincinnati, 12/22/14 (22 vs. Indianapolis, 1/11/15). **Rushing touchdowns** — 3, twice, last vs. Oakland, 12/28/14 (none). **Receptions** — 8, twice, last at Cincinnati, 12/22/14 (6 vs. Indianapolis, 1/11/15). **Receiving yards** — 86 at St. Louis, 11/16/14 (29 vs. Indianapolis, 1/11/15). **Longest reception** — 51t at Oakland, 11/9/14 (15 vs. Indianapolis, 1/11/15). **Receiving touchdowns** — 1, twice, last at Kansas City, 11/30/14 (none). **Rushing yards in one quarter** — 71 (3rd) vs. Miami, 11/23/14 (36 (1st) vs. Indianapolis, 1/11/15). **Rushing yards in one half** — 114 (2nd) vs. Miami, 11/23/14 (66 (1st) vs. Indianapolis, 1/11/15). **Total yards** — 195 (167 rush, 28 rec.) vs. Miami, 11/23/14 (109 (80 rush., 29 rec.) vs. Indianapolis, 1/11/15). **Total touchdowns** — 3, twice, last vs. Oakland, 12/28/14 (none).

ANDERSON'S 100-YARD RUSHING GAMES (2)

*denotes win (Anderson's teams are 2-0 when he records 100 or more yards rushing in a game.)

Date	Opponent	No.	Yds.	Avg.	LG	TD
11/23/14	vs. Miami*	27	167	6.2	26	1
11/30/14	at Kansas City*	32	168	5.3	20	0

C.J. ANDERSON'S CAREER GAME-BY-GAME

(Victories asterisked)

2013 DENVER (13-3)			RUSHING					RECEIVING				SCORING		
Date	Opponent	P/S	No.	Yds.	Avg.	LG	TD	No.	Yds.	Avg.	LG	TD	2pt.	Pts.
Games 1-7														
Oct 27	vs. Washington*	P	4	22	5.5	11	0	0	0	0.0	—	0	0	0
Nov 10	at San Diego*	P	0	0	0.0	—	0	0	0	0.0	—	0	0	0
Nov 17	vs. Kansas City*	P	0	0	0.0	—	0	0	0	0.0	—	0	0	0
Nov 24	at New England	P	3	16	5.3	6	0	0	0	0.0	—	0	0	0
Dec 1	at Kansas City*					INACTIVE								
Dec 8	vs. Tennessee*	P	0	0	0.0	—	0	0	0	0.0	—	0	0	0
Games 14-16														
INACTIVE														
Regular Season Totals		5/0	7	38	5.4	11	0	0	0	0.0	—	0	0	0
Jan 12	vs. San Diego*†					DID NOT PLAY								
Jan 19	vs. New England*‡					DID NOT PLAY								
Feb 2	vs. Seattle§	P	2	9	4.5	6	0	1	14	14.0	14	0	0	0
Postseason Totals		1/0	2	9	4.5	6	0	1	14	14.0	14	0	0	0
†AFC Divisional Playoff Game; ‡AFC Championship Game; §Super Bowl XLVIII														

†AFC Divisional Playoff Game; ‡AFC Championship Game; §Super Bowl XLVIII

2014 DENVER (12-4)			RUSHING					RECEIVING					SCORING		
Date	Opponent	P/S	No.	Yds.	Avg.	LG	TD	No.	Yds.	Avg.	LG	TD	2pt.	Pts.	
Sep 7	vs. Indianapolis*	P	4	27	6.8	13	0	0	0	0.0	—	0	0	0	
Sep 14	vs. Kansas City*	P	5	31	6.2	13	0	0	0	0.0	—	0	0	0	
Sep 21	at Seattle	P	2	-3	-1.5	-1	0	1	1	1.0	1	0	0	0	
Oct 5	vs. Arizona*					INACTIVE									
Oct 12	at N.Y. Jets*	P	0	0	0.0	—	0	0	0	0.0	—	0	0	0	
Oct 19	vs. San Francisco*	P	2	9	4.5	5	0	0	0	0.0	—	0	0	0	
Oct 23	vs. San Diego*	P	1	0	0.0	0	0	0	0	0.0	—	0	0	0	
Nov 2	at New England	P	3	18	6.0	8	0	3	33	11.0	24	0	0	0	
Nov 9	at Oakland*	P	13	90	6.9	17	0	4	73	18.3	51t	1	0	6	
Nov 16	at St. Louis	S	9	29	3.2	9	0	8	86	10.8	21	0	0	0	
Nov 23	vs. Miami*	S	27	167	6.2	26	1	4	28	7.0	9	0	0	6	
Nov 30	at Kansas City*	S	32	168	5.3	20	0	2	17	8.5	15t	1	0	6	
Dec 7	vs. Buffalo*	S	21	58	2.8	10	3	0	0	0.0	—	0	0	18	
Dec 14	at San Diego*	S	29	85	2.9	9	0	2	11	5.5	8	0	0	0	
Dec 22	at Cincinnati	S	18	83	4.6	27	1	8	55	6.9	20	0	0	6	
Dec 28	vs. Oakland*	S	13	87	6.7	25t	3	2	20	10.0	15	0	0	18	
Regular Season Totals			15/7	179	849	4.7	27	8	34	324	9.5	51t	2	0	60
Jan 11	vs. Indianapolis†	S	18	80	4.4	22	0	6	29	4.8	15	0	0	0	0
Postseason Totals			1/1	18	80	4.4	22	0	6	29	4.8	15	0	0	0
†AFC Divisional Playoff Game															

†AFC Divisional Playoff Game



KENNY ANUNIKE

91

DEFENSIVE END

6-5 • 260 • 2ND YR. • DUKE

BORN: May 22, 1990, in Galena, Ohio

HIGH SCHOOL: Olentangy High School, Lewis Center, Ohio

ACQUIRED: College Free Agent, 2014

NFL YEAR: 2nd • YEAR WITH BRONCOS: 2nd

NFL GAMES PLAYED/STARTED: 0/0



ANUNIKE AT A GLANCE:

- A second-year defensive end who spent his rookie year in 2014 on injured reserve (elbow) after competing with the Broncos during the preseason.
- Played 54 career games (29 starts) for Duke University and totaled 148 tackles (50 solo), 15 sacks (96 yds.), two passes defended and four forced fumbles.
- Opened all 14 games as a senior for the Blue Devils and collected 67 tackles (22 solo), six sacks (44 yds.), two passes defended, one forced fumble and one blocked kick to earn second-team All-Atlantic Coast Conference honors.
- Entered the NFL with Denver as a college free agent on May 12, 2014.

CAREER TRANSACTIONS: Signed by Denver as a college free agent 5/12/14.




2014: Anunike, who entered the NFL with the Broncos as a college free agent on May 12, played all four preseason games for Denver before being placed on injured reserve (elbow) on Aug. 30.

COLLEGE: Played 54 career games (29 starts) for Duke University and totaled 148 tackles (50 solo), 15 sacks (96 yds.), two passes defended and four forced fumbles... Opened all 14 games as a senior and collected 67 tackles (22 solo), six sacks (44 yds.), two passes defended, one forced fumble and one blocked kick to earn second-team All-Atlantic Coast Conference honors.

PERSONAL: Attended Olentangy High School in Lewis Center, Ohio, where he was a first-team all-conference and honorable mention all-state selection as a senior... Graduated from Duke in 2012 with a degree in biological anthropology and anatomy... Kenny Anunike was born on May 22, 1990.

ANUNIKE'S REGULAR SEASON RECORD

Year	Club	G	S	UT	A	TT	S-Yds.	I-Yds.	PD	FF	FR	TD-Int.	TD-FR	S	Pts.
2014	Denver														
CAREER TOTALS		0	0	0	0	0	0-0	0-0	0	0	0	0	0	0	0



MARVIN AUSTIN JR.

76

NOSE TACKLE

6-2 • 312 • 5TH YR. • NORTH CAROLINA

BORN: Jan. 1, 1989, in Washington D.C.

HIGH SCHOOL: Ballou High School, Washington D.C.

ACQUIRED: Free Agent, 2014

NFL YEAR: 5th • **YEAR WITH BRONCOS:** 2nd

NFL GAMES PLAYED/STARTED: 26/0 • **POSTSEASON GP/GS:** 1/0



AUSTIN JR. AT A GLANCE:

- A fifth-year nose tackle who appeared in 26 games during his first four NFL seasons with the N.Y. Giants (2011-12), Miami (2013), Dallas (2013) and Denver (2014).
- Saw action in a career-best 15 games for the Broncos in 2014 and totaled 12 tackles (8 solo) while playing on defense and special teams.
- Spent his first two NFL seasons with the Giants on injured reserve (pectoral) after initially hurting his left pectoral in a preseason game vs. Chicago (8/22/11).
- Started 25-of-38 career games at the University of North Carolina, where he earned second-team All-Atlantic Coast Conference recognition following his junior campaign.
- Joined the Broncos as a free agent on May 5, 2014.
- Selected by the N.Y. Giants in the second round (52nd overall) of the 2011 NFL Draft.

CAREER TRANSACTIONS: Signed by N.Y. Giants as a draft choice 7/29/11; Waived by N.Y. Giants 8/31/13; Signed by Miami 9/24/13; Waived by Miami 10/15/13; Signed by Dallas 10/21/13; Waived by Dallas 11/5/13; Signed by Denver 5/5/14.



2014: Austin Jr. played a career-high 15 regular-season games in his first year with Denver and totaled 12 tackles (8 solo) for the club... Contributed to a defensive line that allowed just 79.8 rushing yards per game—the lowest single-season figure in team history and second-best mark in the NFL... Notched a career-high five solo tackles at Stl. (11/16)... Made three tackles (2 solo) in Denver's AFC Divisional Playoff Game vs. Ind. (1/11).

2013: Austin Jr. appeared in three games and totaled two solo tackles for Miami and Dallas after being waived by the Giants at the end of the preseason... Signed by Miami on Sept. 24 and made his debut with the Dolphins at N.O. (9/30), contributing one tackle on defense... Waived by Miami on Oct. 15 and was signed by Dallas on Oct. 21... Recorded one tackle in his only appearance for the Cowboys at Det. (10/27)... Was inactive vs. Min. (11/3) before being waived by Dallas on Nov. 5.

2012: Austin Jr. played eight games for the Giants on defense and special teams and registered five tackles (3 solo)... Made his NFL debut at Car. (9/20).

2011: Austin Jr. spent the season on injured reserve (pectoral).

2010: Selected by the N.Y. Giants in the second round (52nd overall) of the 2011 NFL Draft, Austin Jr. spent his rookie season on injured reserve after tearing his pectoral during the preseason.

COLLEGE: Austin Jr. saw action in 38 games (25 starts) at North Carolina and totaled 106 career tackles (59 solo), nine sacks (76 yds.), one interception (23 yds.), one forced fumble and one fumble recovery... Earned second-team All-Atlantic Coast Conference honors following his junior season in 2009 after tallying 42 tackles (22 solo) and four sacks (40 yds.) for the Tar Heels.

PERSONAL: Austin Jr. graduated from Ballou High School in Washington D.C., where he was the consensus No. 1 defensive tackle in the nation after recording 85 tackles and 17 sacks as a senior... Began his prep career at Coolidge High School in Washington D.C., totaling 12 sacks as a junior... Marvin Austin Jr. was born on Jan. 1, 1989.

AUSTIN JR.'S REGULAR SEASON RECORD

Year	Club	G	S	UT	A	TT	S-Yds.	I-Yds.	PD	FF	FR	TD-Int.	TD-FR	S	Pts.
2010	N.Y. Giants														
2011	N.Y. Giants														
2012	N.Y. Giants	8	0	5	3	8	0-0	0-0	0	0	0	0	0	0	0
2013	Mia./Dal.	3	0	2	0	2	0-0	0-0	0	0	0	0	0	0	0
2014	Denver	15	0	8	4	12	0-0	0-0	0	0	0	0	0	0	0
CAREER TOTALS		26	0	15	6	21	0-0	0-0	0	0	0	0	0	0	0

AUSTIN JR.'S POSTSEASON RECORD

Year	Club	G	S	UT	A	TT	S-Yds.	I-Yds.	PD	FF	FR	TD-Int.	TD-FR	S	Pts.
2014	Denver	1	0	2	1	3	0-0	0-0	0	0	0	0	0	0	0
CAREER TOTALS		1	0	2	1	3	0-0	0-0	0	0	0	0	0	0	0

AUSTIN JR.'S SINGLE-GAME HIGHS

(Postseason in parentheses)

Tackles — 5 at St. Louis, 11/16/14 (3 vs. Indianapolis, 1/11/15).

MARVIN AUSTIN JR.'S CAREER GAME-BY-GAME

(Victories asterisked)

2012 N.Y. GIANTS (9-7)

TACKLES

Date	Opponent	P/S	UT	A	TT	S-Yds.	I-Yds.	PD	FF	FR
Sep 5	vs. Dallas									
Sep 16	vs. Tampa Bay*									
Sep 20	at Carolina*	P	0	0	0	0-0	0-0	0	0	0
Sep 30	at Philadelphia	P	0	0	0	0-0	0-0	0	0	0
Oct 7	vs. Cleveland*	P	0	2	2	0-0	0-0	0	0	0
Oct 14	at San Francisco*	P	0	0	0	0-0	0-0	0	0	0
Oct 21	vs. Washington*	P	2	0	2	0-0	0-0	0	0	0
Oct 28	at Dallas*	P	0	0	0	0-0	0-0	0	0	0
Nov 4	vs. Pittsburgh									
Games 10-15										
Dec 30	vs. Philadelphia*	P	1	0	1	0-0	0-0	0	0	0
Regular Season Totals			8/0	3	2	5	0-0	0-0	0	0

2013 MIA. (8-8) / DAL. (8-8)

TACKLES

Date	Opponent	P/S	UT	A	TT	S-Yds.	I-Yds.	PD	FF	FR
Sep 30	at New Orleans									
Oct 6	vs. Baltimore	P	0	0	0	0-0	0-0	0	0	0
Oct 27	at Detroit	P	1	0	1	0-0	0-0	0	0	0
Nov 3	vs. Minnesota*									
INACTIVE										
WAIVED BY DALLAS ON NOV. 5										
Regular Season Totals			3/0	2	0	2	0-0	0-0	0	0

2014 DENVER (12-4)

TACKLES

Date	Opponent	P/S	UT	A	TT	S-Yds.	I-Yds.	PD	FF	FR
Sep 7	vs. Indianapolis*	P	0	0	0	0-0	0-0	0	0	0
Sep 14	vs. Kansas City*	P	0	0	0	0-0	0-0	0	0	0
Sep 21	at Seattle	P	0	2	2	0-0	0-0	0	0	0
Oct 5	vs. Arizona*	P	0	0	0	0-0	0-0	0	0	0
Oct 12	at N.Y. Jets*	P	0	0	0	0-0	0-0	0	0	0
Oct 19	vs. San Francisco*	P	0	0	0	0-0	0-0	0	0	0
Oct 23	vs. San Diego*	P	1	0	1	0-0	0-0	0	0	0
Nov 2	at New England	P	1	0	1	0-0	0-0	0	0	0
Nov 9	at Oakland*	P	0	0	0	0-0	0-0	0	0	0
Nov 16	at St. Louis	P	5	0	5	0-0	0-0	0	0	0
Nov 23	vs. Miami*									
Nov 30	at Kansas City*	P	0	0	0	0-0	0-0	0	0	0
Dec 7	vs. Buffalo*	P	1	0	1	0-0	0-0	0	0	0
Dec 14	at San Diego*	P	0	1	1	0-0	0-0	0	0	0
Dec 22	at Cincinnati	P	0	1	1	0-0	0-0	0	0	0
Dec 28	vs. Oakland*	P	0	0	0	0-0	0-0	0	0	0
Regular Season Totals			15/0	8	4	12	0-0	0-0	0	0
Jan 11	vs. Indianapolis†	P	2	1	3	0-0	0-0	0	0	0
Postseason Totals			1/0	2	1	3	0-0	0-0	0	0

†AFC Divisional Playoff Game



MONTEE BALL

28

RUNNING BACK

5-10 • 215 • 3RD YR. • WISCONSIN

BORN: Dec. 5, 1990, in Wentzville, Mo.

HIGH SCHOOL: Timberland High School, Wentzville, Mo.

ACQUIRED: Draft #2 (58th overall), 2013

NFL YEAR: 3rd • YEAR WITH BRONCOS: 3rd

NFL GAMES PLAYED/STARTED: 21/3 • POSTSEASON GP/GS: 3/0



BALL AT A GLANCE:

- A third-year running back who has appeared in 21 regular-season games (3 starts) and three playoff contests for the Broncos during his first two NFL seasons, totaling 731 yards and five touchdowns on 175 carries (4.2 avg.).
- Saw action in every game as a rookie in 2013 and ranked second on the club with 559 yards and four touchdowns on 120 carries (4.7 avg.) to go along with 20 catches for 145 yards (7.3 avg.).
- Ranked second in the NFL with a 6.5-yard rushing average (52-337) during the last six weeks of the regular season in 2013 while gaining a first down on 21-of-52 attempts during that span.
- Named Pepsi Next Rookie of the Week after registering his first career 100-yard rushing game (13-117) at Kansas City (12/1/13).
- Started 32-of-49 games at the University of Wisconsin and totaled 5,140 rushing yards while setting the NCAA Football Bowl Subdivision career scoring (500 pts.) and rushing touchdown (77) marks.
- Finished his collegiate career as the NCAA FBS active leader in carries (924), rushing yards (5,140), rushing touchdowns (77) and total touchdowns (82).
- Named the 2012 Doak Walker Award winner after finishing sixth in the nation with 130.7 rushing yards per game and earned first-team All-America and All-Big Ten Conference recognition for the second consecutive season.
- Recognized as a finalist for the Heisman Trophy in 2011 after leading the nation with 1,923 rushing yards and tying Barry Sanders' NCAA single-season record with 39 total touchdowns (33 rushing, 6 receiving).
- Selected by the Broncos in the second round (58th overall) of the 2013 NFL Draft.

CAREER TRANSACTIONS: Signed by Denver as a draft choice 6/13/13.



2014: Ball appeared in five games (3 starts) for the Broncos and totaled 172 yards rushing on 55 carries (3.1 avg.) with one touchdown and nine receptions for 62 yards (6.9 avg.)... Was inactive for eight games before eventually being placed on injured reserve (groin) on Dec. 13... Made his first career start and rushed for 67 yards on a career-high 23 carries in the season opener vs. Ind. (9/7).

2013: Selected by the Broncos in the second round (58th overall) of the 2013 NFL Draft, Ball played all 16 regular-season games and finished second on the team with 559 rushing yards on 120 carries (4.7 avg.) with four touchdowns as a rookie... Also caught 20 passes for 145 yards (7.3 avg.) and ranked fifth on the team with six special-teams tackles... Saw action in all three postseason games, totaling 28 attempts for 96 yards (3.4 avg.) and five receptions for 15 yards (3.0 avg.)... Scored his first career touchdown on a 4-yard run vs. Was. (10/27)... Posted his first multiple-touchdown game with a pair of scoring runs vs. K.C. (11/17)... Named Pepsi Next Rookie of the Week after registering 117 yards on 13 carries (9.0 avg.) at K.C. (12/1)... Ran for a 5-yard touchdown and finished with 77 yards on a career-high 15 carries vs. Ten. (12/8).

COLLEGE: Ball appeared in 49 games (32 starts) at the University of Wisconsin and totaled 5,140 rushing yards while setting the NCAA Football Bowl Subdivision career scoring (500 pts.) and rushing touchdown (77) records... Finished his career as the NCAA FBS active leader in carries (924), rushing yards (5,140), rushing touchdowns (77) and total touchdowns (82)... Named the 2012 Doak Walker Award winner after finishing

BALL COMES ON STRONG LATE IN ROOKIE SEASON

HIGHEST RUSHING AVERAGE, NFL, WEEKS 12-17, 2013

Player	Att.	Yds.	Avg.
1. Jamaal Charles, K.C.	73	484	6.6
2. Montee Ball, Den.	52	337	6.5
3. Cam Newton, Car.	41	257	6.3
4. LeSean McCoy, Phi.	101	598	5.9
5. James Starks, G.B.	36	205	5.7

sixth in the nation with 130.7 rushing yards per game and earned first-team All-America and All-Big Ten Conference recognition for the second consecutive season... Recognized as a finalist for the Heisman Trophy in 2011 after leading the nation with 1,923 rushing yards and tying Barry Sanders' NCAA single-season record with 39 total touchdowns (33 rushing, 6 receiving).

PERSONAL: Ball attended Timberland High School in Wentzville, Mo., where he amassed 8,222 career rushing yards and 107 rushing touchdowns, capping his prep career by being voted Class 5A Player of the Year as a senior by the Missouri Football Coaches Association... Majored in sociology at Wisconsin... First name is pronounced mon-TAY... Montee Ball was born on Dec. 5, 1990, in Wentzville, Mo.

BALL'S REGULAR SEASON RECORD

		RUSHING								RECEIVING						SCORING					
Year	Club	G	S	No.	Yds.	Avg.	LG	TD	No.	Yds.	Avg.	LG	TD	TD	TDr	TDp	TDrt	2pt	Pts.		
2013	Denver	16	0	120	559	4.7	45	4	20	145	7.3	31	0	4	4	0	0	0	24		
2014	Denver	5	3	55	172	3.1	23	1	9	62	6.9	16	0	1	1	0	0	0	6		
CAREER TOTALS		21	3	175	731	4.2	45	5	29	207	7.1	31	0	5	5	0	0	0	30		

ADDITIONAL STATISTICS: Special-teams tackles — 2013 (6), TOTAL (6).

BALL'S POSTSEASON RECORD

		RUSHING								RECEIVING						SCORING					
Year	Club	G	S	No.	Yds.	Avg.	LG	TD	No.	Yds.	Avg.	LG	TD	TD	TDp	TDrt	2pt	Pts.			
2013	Denver	3	0	28	96	3.4	9	0	5	15	3.0	12	0	0	0	0	0	0			
CAREER TOTALS		3	0	28	96	3.4	9	0	5	15	3.0	12	0	0	0	0	0	0			

BALL'S SINGLE GAME HIGHS

(Postseason in parentheses)

Rushes — 23 vs. Indianapolis, 9/7/14 (12 vs. New England, 1/19/14). **Rushing yards** — 117 at Kansas City, 12/1/13 (52 vs. San Diego, 1/12/14). **Longest rush** — 45 at Kansas City, 12/1/13 (9, twice, last vs. New England, 1/19/14). **Rushing touchdowns** — 2 vs. Kansas City, 11/17/13 (none). **Receptions** — 5 vs. San Diego, 12/12/13 (3 vs. New England, 1/19/14). **Receiving yards** — 49 vs. San Diego, 12/12/13 (13 vs. New England, 1/19/14). **Longest reception** — 31 at New England, 11/24/13 (12 vs. New England, 1/19/14). **Receiving touchdowns** — None (none). **Rushing yards in one quarter** — 74 (3rd) at Kansas City, 12/1/13 (21 (2nd) vs. San Diego, 1/12/14). **Rushing yards in one half** — 104 (2nd) at Kansas City, 12/1/13 (39 (1st) vs. San Diego, 1/12/14). **Total yards** — 121 (117 rush, 4 rec.) at Kansas City, 12/1/13 (56 (43 rush, 13 rec.) vs. New England, 1/19/14). **Total touchdowns** — 2 vs. Kansas City, 11/17/13 (none).

BALL'S 100-YARD RUSHING GAMES (1)

*denotes win (Ball's teams are 1-0 when he records 100 or more yards rushing in a game.)

Date	Opponent	No.	Yds.	Avg.	LG	TD
12/1/13	at Kansas City*	13	117	9.0	45	0

MONTEE BALL'S CAREER GAME-BY-GAME

(Victories asterisked)

2013 DENVER (13-3)			RUSHING				RECEIVING				SCORING			
Date	Opponent	P/S	No.	Yds.	Avg.	LG	TD	No.	Yds.	Avg.	LG	TD	2pt.	Pts.
Sep 5	vs. Baltimore*	P	8	24	3.0	9	0	0	0	0.0	—	0	0	0
Sep 15	at N.Y. Giants*	P	12	14	1.2	3	0	2	27	13.5	15	0	0	0
Sep 23	vs. Oakland*	P	11	61	5.5	12	0	0	0	0.0	—	0	0	0
Sep 29	vs. Philadelphia*	P	8	24	3.0	6	0	0	0	0.0	—	0	0	0
Oct 6	at Dallas*	P	1	1	1.0	1	0	0	0	0.0	—	0	0	0
Oct 13	vs. Jacksonville*	P	3	15	5.0	15	0	0	0	0.0	—	0	0	0
Oct 20	at Indianapolis	P	0	0	0.0	—	0	0	0	0.0	—	0	0	0
Oct 27	vs. Washington*	P	12	38	3.2	8	1	0	0	0.0	—	0	0	6
Nov 10	at San Diego*	P	5	20	4.0	12	0	0	0	0.0	—	0	0	0
Nov 17	vs. Kansas City*	P	8	25	3.1	8t	2	3	16	5.3	11	0	0	12
Nov 24	at New England	P	7	40	5.7	16	0	3	17	5.7	31	0	0	0
Dec 1	at Kansas City*	P	13	117	9.0	45	0	1	4	4.0	4	0	0	0
Dec 8	vs. Tennessee*	P	15	77	5.1	15	1	3	10	3.3	11	0	0	6
Dec 12	vs. San Diego	P	3	-1	-0.3	3	0	5	49	9.8	15	0	0	0
Dec 22	at Houston*	P	4	32	8.0	13	0	0	0	0.0	—	0	0	0
Dec 29	at Oakland*	P	10	72	7.2	21	0	3	22	7.3	10	0	0	0
Regular Season Totals			16/0	120	559	4.7	45	4	20	145	7.3	31	0	0
Jan 12	vs. San Diego*†	P	10	52	5.2	9	0	0	0	0.0	—	0	0	24
Jan 19	vs. New England*‡	P	12	43	3.6	9	0	3	13	4.3	12	0	0	0
Feb 2	vs. Seattle§	P	6	1	0.2	3	0	2	2	1.0	1	0	0	0
Postseason Totals			3/0	28	96	3.4	9	0	5	15	3.0	12	0	0

†AFC Divisional Playoff Game; ‡AFC Championship Game; §Super Bowl XLVIII

2014 DENVER (12-4)		RUSHING						RECEIVING				SCORING		
Date	Opponent	P/S	No.	Yds.	Avg.	LG	TD	No.	Yds.	Avg.	LG	TD	2pt.	Pts.
Sep 7	vs. Indianapolis*	S	23	67	2.9	15	1	2	16	8.0	13	0	0	6
Sep 14	vs. Kansas City*	S	12	60	5.0	23	0	3	29	9.7	16	0	0	0
Sep 21	at Seattle	S	14	38	2.7	10	0	2	6	3.0	4	0	0	0
Oct 5	vs. Arizona*	P	6	7	1.2	5	0	2	11	5.5	9	0	0	0
Games 5-9						INACTIVE								
Nov 16	at St. Louis	P	0	0	0.0	—	0	0	0	0.0	—	0	0	0
Games 11-13						INACTIVE								
PLACED ON INJURED RESERVE (GROIN) ON DEC. 13														
Regular Season Totals		5/3	55	172	3.1	23	1	9	62	6.9	16	0	0	6



SHAQUIL BARRETT

56

OUTSIDE LINEBACKER

6-1 • 237 • 2ND YR. • COLORADO STATE

BORN: Nov. 17, 1992, in Baltimore, Md.

HIGH SCHOOL: Boys Town (Neb.) High School

ACQUIRED: College Free Agent, 2014

NFL YEAR: 2nd • YEAR WITH BRONCOS: 2nd

NFL GAMES PLAYED/STARTED: 0/0 • POSTSEASON GP/GS: 0/0



BARRETT AT A GLANCE:

- A second-year outside linebacker who spent the majority of his 2014 rookie season on the Broncos' practice squad in addition to being on the active roster for two weeks.
- Dressed but did not play in Denver's AFC Divisional Playoff Game vs. Indianapolis (1/11/15).
- Appeared in 38 career games (35 starts) for Colorado State University and totaled 246 tackles (116 solo), 18 sacks (119 yds.), 32.5 tackles for a loss (149 yds.) and three interceptions (101 yds.).
- Finished his career at CSU with seven forced fumbles, four fumble recoveries and three blocked kicks.
- Named Mountain West Conference Defensive Player of the Year as a senior for the Rams in 2013 after ranking fifth in the nation with 12 sacks (77 yds.) and 20.5 tackles for a loss (98 yds.).
- Entered the NFL with Denver as a college free agent on May 16, 2014.

CAREER TRANSACTIONS: Signed by Denver as a college free agent 5/16/14; Waived by Denver 8/30/14; Signed by Denver (practice squad) 9/1/14; Signed by Denver (active roster) 10/15/14; Waived by Denver 10/20/14; Signed by Denver (practice squad) 10/22/14; Signed by Denver (active roster) on 1/10/15.



2014: Barrett, who entered the NFL with the Broncos as a college free agent, spent 16 weeks of the regular season competing on the club's practice squad... Was on the 53-man roster for the club's Week 7 game vs. S.F. (10/19) but was not activated... Active but did not play in Denver's AFC Divisional Playoff Game vs. Ind. (1/11).

COLLEGE: Barrett played three seasons (2011-13) for Colorado State University after transferring from the University of Nebraska-Omaha, which dropped its football program... Started 35-of-38 games for CSU and totaled 246 tackles (116 solo), 18 sacks (119 yds.), 32.5 tackles for a loss (149 yds.), three interceptions (101 yds.), six passes defended, seven forced fumbles, four fumble recoveries and three blocked kicks... Named Mountain West Conference Defensive Player of the Year as a senior in 2013 after ranking fifth in the nation with 12 sacks (77 yds.) and 20.5 tackles for a loss (98 yds.).

PERSONAL: Attended Boys Town (Neb.) High School, where he was an all-state defensive lineman... Named Athlete of the Year at Boys Town... Shaquil Akeem Barrett was born on Nov. 17, 1992, in Baltimore, Md.

BARRETT'S REGULAR SEASON RECORD

Year	Club	G	S	UT	A	TT	S-Yds.	I-Yds.	PD	FF	FR	TD-Int.	TD-FR	S	Pts.
2014	Denver	0	0	0	0	0	0-0	0-0	0	0	0	0	0	0	0
CAREER TOTALS		0	0	0	0	0	0-0	0-0	0	0	0	0	0	0	0

BARRETT'S POSTSEASON RECORD

Year	Club	G	S	UT	A	TT	S-Yds.	I-Yds.	PD	FF	FR	TD-Int.	TD-FR	S	Pts.
2014	Denver	0	0	0	0	0	0-0	0-0	0	0	0	0	0	0	0
CAREER TOTALS		0	0	0	0	0	0-0	0-0	0	0	0	0	0	0	0



LAMIN BARROW

57

INSIDE LINEBACKER

6-1 • 237 • 2ND YR. • LOUISIANA STATE

BORN: Nov. 29, 1990, in Marrero, La.

HIGH SCHOOL: John Ehret High School, Monroe, La.

ACQUIRED: Draft #5 (156th overall), 2014

NFL YEAR: 2nd • YEAR WITH BRONCOS: 2nd

NFL GAMES PLAYED/STARTED: 16/1 • POSTSEASON GP/GS: 1/0



BARROW AT A GLANCE:

- A second-year inside linebacker who saw action in all 16 games (1 start) his first NFL season in 2014, totaling one defensive stop and ranking third on the Broncos with eight special-teams tackles.
- Appeared in 51 games (28 starts) during his four-year playing career at Louisiana State University, totaling 230 tackles (87 solo), 1.5 sacks (9 yds.), seven passes defended, one forced fumble and four fumble recoveries.
- Opened all 26 games for the Tigers during his final two seasons as the school's starting weakside linebacker and tallied a team-high 195 tackles during that stretch.
- Named a second-team All-Southeastern Conference selection following his final collegiate campaign after collecting 91 defensive stops and posting three games with double-digit tackle totals.
- Issued No. 18 prior to his senior season in 2013 as a tribute to him being the consummate LSU Tiger.
- Selected by the Broncos in the fifth round (156th overall) of the 2014 NFL Draft.

CAREER TRANSACTIONS: Signed by Denver as a draft choice 6/3/14.


2014: Barrow played in 16 regular-season games (1 start), totaling one defensive tackle and ranking eighth on the team with eight special-teams tackles... Made his Broncos debut in the season opener vs. Ind. (9/7)... Recorded two special-teams tackles at Sea. (9/21)... Made his first career start vs. Mia. (11/23).

COLLEGE: Barrow opened all 26 games for Louisiana State University during his final two seasons as the school's starting weakside linebacker and tallied a team-high 195 tackles during that stretch... Earned second-team All-Southeastern Conference honors after leading LSU with 91 tackles (23 solo) to go along with 1.5 sacks (9 yds.), two passes defended and one fumble recovery as a senior... Voted as the LSU player to wear the traditional No. 18 jersey representing an individual that leads on and off the field and embodies what it means to be a Tiger.

HIGH SCHOOL: Barrow attended John Ehret High School in Monroe, La., where he was named District 8-5A Most Valuable Player and earned first-team Class 5A all-state recognition as a senior after posting 71 tackles, two interceptions, five forced fumbles and four fumble recoveries... Selected to the Louisiana Top 40 by *SuperPrep* and was named to the Blue-Chip list by the *New Orleans Times-Picayune*.

PERSONAL: Barrow's first name is pronounced la-MEAN... Lamin Samboujang Barrow, who is of Ethiopian descent, was born on Nov. 29, 1990.

BARROW'S REGULAR SEASON RECORD

Year	Club	G	S	UT	A	TT	S-Yds.	I-Yds.	PD	FF	FR	TD-Int.	TD-FR	S	Pts.
2014	Denver	16	1	0	1	1	0-0	0-0	0	0	0	0	0	0	0
CAREER TOTALS		16	1	0	1	1	0-0	0-0	0	0	0	0	0	0	0

ADDITIONAL STATISTICS: Special-teams tackles — 2014 (8), TOTAL (8).

BARROW'S POSTSEASON RECORD

Year	Club	G	S	UT	A	TT	S-Yds.	I-Yds.	PD	FF	FR	TD-Int.	TD-FR	S	Pts.
2014	Denver	1	0	0	0	0	0-0	0-0	0	0	0	0	0	0	0
CAREER TOTALS		1	0	0	0	0	0-0	0-0	0	0	0	0	0	0	0

DID YOU KNOW?

The average temperature for the 553 home games in Broncos history—combined preseason, regular season and postseason through 2013—is 60.2 degrees Fahrenheit.



CONNOR BARTH

1

KICKER



5-11 • 200 • 8TH YR • NORTH CAROLINA

BORN: April 11, 1986, in Arlington, Va.

HIGH SCHOOL: Hoggard High School, Wilmington, N.C.

ACQUIRED: Free Agent, 2014

NFL YEAR: 8th • YEAR WITH BRONCOS: 2nd

NFL GAMES PLAYED/STARTED: 71/0 • POSTSEASON GP/GS: 1/0

BARTH AT A GLANCE:

- An eighth-year kicker who saw action in 71 games during his first five NFL seasons with Kansas City (2008), Tampa Bay (2009-12) and Denver (2014).
- Connected on his first 11 field goal attempts after signing with Denver in 2014 to tie the team record for most consecutive field goals made to begin a Broncos career.
- Owns two of four games in Broncos history with five field goals made without a miss, despite only playing in five games for Denver.
- Named AFC Special Teams Player of the Month for December 2014 after making 10-of-11 field goals (90.9%) and all 13 extra point attempts.
- Converted 91-of-108 (84.3%) field goal attempts in his four seasons playing in Tampa Bay, making him the most accurate kicker in Buccaneers history.
- Finished his four-year run in Tampa Bay ranked fifth in team history for field goals (91), PATs (110) and points (383).
- Set a Tampa Bay single-season record with a 92.9 field goal percentage (26-28) in 2011.
- Established a Buccaneers franchise record for consecutive field goals made, connecting on 25 straight kicks from 2011-12.
- Saw action in 47 career games at the University of North Carolina, where he converted a school-record 54-of-71 field goals (76.1%) and 103-of-109 PATs (94.5%) for 265 points.
- Joined the Broncos as a free agent on Nov. 25, 2014.
- Entered the NFL with Kansas City as a college free agent on Aug. 30, 2008.

CAREER TRANSACTIONS: Signed by Kansas City as a college free agent 10/21/08; Waived by Kansas City 7/28/09; Signed by Miami 8/10/09; Waived by Miami 8/29/09; Signed by Tampa Bay 11/03/09; Waived by Tampa Bay 8/29/14; Signed by Denver 11/25/14.



2014: Barth played five regular-season games for Denver, converting 15-of-16 field goal attempts (.938) and 15 PATs after being signed to the active roster on Nov. 25... Made 11 consecutive field goals to begin his Broncos career, tying a team record... Posted two of four games in Broncos history with five field goals made without a miss, despite only playing in five games for Denver... Converted on all five field goal attempts in his Broncos debut at K.C. (11/30) to tie the club record for field goals in a single game and joined Jason Elam (vs. Mia., 10/13/02) and Rich Karlis (vs. Sea., 11/20/83) as the only players in franchise history to make five field goals in a game without a missed attempt... Tied the Broncos' single-game record for the second time in three weeks with five field goals made at S.D. (12/14)... Matched his career-high of 17 points vs. Oak. (12/28) with four field goals and five PATs, marking his third game with at least three field goals... Named AFC Special Teams Player of the Month for December after converting 10-of-11 field goals (90.9%) and all 13 extra point attempts.

2013: Barth was placed on Injured Reserve/Non-Football Injury list on July 24 after tearing his Achilles tendon during the offseason.

2012: Barth totaled a career-high 123 points (28-33 FGs, 39-39 PATs) and converted on six field goals of 50-plus yards to set a Buccaneers franchise single-season record... Kicked a career-long 57-yard field goal

BARTH MAKES AN IMMEDIATE IMPACT IN 2014

MOST CONSECUTIVE FIELD GOALS MADE TO BEGIN A BRONCOS CAREER

	Player	No.	Year
1.	Connor Barth	11	2014
	David Treadwell	11	1989
	Rich Karlis	11	1982
4.	Joe Nedney	6	2000
	Jason Elam	6	1983
	Fred Steinfort	6	1980

BARTH TIES FRANCHISE RECORD FOR MADE FIELD GOALS

MOST FIELD GOALS MADE, SINGLE GAME, BRONCOS HISTORY

Player	Opp. (Date)	FGM	FGA
1. Connor Barth	at S.D. (12/14/14)	5	5
Connor Barth	at K.C. (11/30/14)	5	5
Jason Elam	vs. Mia. (10/13/02)	5	5
Jason Elam	at K.C. (11/16/97)	5	6
Jason Elam	vs. Buf. (9/93/95)	5	6
Rich Karlis	vs. Sea. (11/20/83)	5	5
Gene Mingo	vs. S.D. (10/6/63)	5	7

vs. Was. (9/30)... Converted a career-high six PATs at Oak. (11/4).

2011: Barth set a Bucs franchise record with a 92.9 field goal percentage (26-28), shattering Steve Christie's 85.2 percent (23-27) mark in 1990... Finished the season ranked second in the NFL in field goal percentage... Tied for first in the league in field goals of 40-plus yards (15-17, 88.2 percent)... Recorded a season-high 14 points (4 FGs, 2 PATs) in a 26-20 win vs. N.O. (10/16)... Went 4-for-4 on field goal attempts, converting from 50, 47, 46 and 44 yards, in the first half vs. Car. (12/4) to become just the third NFL player in history to record at least four field goals of 40 or more yards in one half.

2010: Barth converted 82.1 percent of his field goal attempts (23-28) to mark the eighth best single-season performance in team history... Totaled 105 points, the sixth-best point total by a kicker in team history... Recorded the second punt of his career at Car. (9/19) for 33 yards... Kicked his second career game-winning field goal at Cin. (10/10), connecting from 31 yards with one second remaining in the game... Made a season-long 53-yard field goal vs. Stl. (10/24).

2009: Barth made 14-of-19 field goals (73.7%) and all 12 PATs totaling 54 points... Kicked first career game-winning field goal at N.O. (12/27), connecting from 47 yards in overtime... Became the first kicker in Buccaneers history and just fourth in NFL history to make three field goals of 50 yards or more in one game at Mia. (11/15)... Recorded his first career punt for 46 yards at Atl. (11/29).

2008: Barth, who entered the NFL with Kansas City as a college free agent, finished his rookie season making 10-of-12 field goals (83.3 percent) and 24-of-24 PATs... Saw his first NFL action at NYJ (10/26), connecting on a 30-yard field goal... Converted nine consecutive field goals to begin his pro career.

COLLEGE: Barth saw action in 47 games at the University of North Carolina where he converted a school-record 54-of-71 field goals (76.1%) and 103-of-109 PATs for 265 points... Connected on a UNC-record 19 consecutive field goals... Left North Carolina ranked first in school history with 54 career field goals, second with 71 field goal attempts and third with 265 career points... Earned first-team All-Atlantic Coast Conference honors as a senior, hitting 19-of-22 field goals (86.4%) and producing a team-high 78 points... Made at least one field goal in 10-of-12 games his senior year... Named a second-team Freshman All-American and earned honorable mention All-ACC honors in 2004.

HIGH SCHOOL: Barth attended Hoggard High School in Wilmington, N.C., where he was named first-team high school All-America by *USA Today*... Attended the U.S. Army All-American Bowl Combine and was selected as the event's top kicker... Set the North Carolina state record for field goals in a season and career (38).

PERSONAL: Barth, who majored in communications at North Carolina, was born on April 11, 1986, in Arlington, Va.

BARTH'S REGULAR SEASON RECORD

Year	Club	G	FIELD GOALS							TOTAL	Pct.	PATs		Pts.
			1-19	20-29	30-39	40-49	50-59	60+	Md./Att.			Pct.		
2008	Kansas City	10	0/0	6/6	3/4	1/1	0/1	0/0	10/12	.833	24/24	1.000	54	
2009	Tampa Bay	9	0/0	2/2	4/6	5/7	3/4	0/0	14/19	.737	12/12	1.000	54	
2010	Tampa Bay	16	0/0	6/6	10/10	6/10	1/2	0/0	23/28	.821	36/36	1.000	105	
2011	Tampa Bay	16	0/0	5/5	6/6	13/14	2/3	0/0	26/28	.929	23/23	1.000	101	
2012	Tampa Bay	15	0/0	7/7	3/4	12/13	6/9	0/0	28/33	.848	39/39	1.000	123	
2013	Tampa Bay				INJURED RESERVE									
2014	Denver	5	2/2	4/4	5/5	3/4	1/1	0/0	15/16	.938	15/15	1.000	60	
CAREER TOTALS		71	2/2	30/30	31/35	40/49	13/20	0/0	116/136	.853	149/149	1.000	497	

ADDITIONAL STATISTICS: Kickoffs — 2008 (45 for 2,784 yds., 61.9 avg., 4 TBs), 2009 (35 for 2,301 yds., 65.7 avg., 6 TBs), 2010 (76 for 4,792 yds., 63.1 avg., 1 TBs), 2014 (8 for 456 yds., 57.0 avg., 0 TBs), TOTAL (164 for 10,333 yds., 63.0 avg., 11 TBs). Special-teams tackles — 2008 (3), TOTAL (3). Punts — 2009 (1 for 46 yds.), 2010 (1 for 33 yds.), TOTAL (2 for 79 yds., 39.5 avg.).

BARTH'S POSTSEASON RECORD

		FIELD GOALS								PATs			
Year	Club	G	1-19	20-29	30-39	40-49	50-59	60+	TOTAL	Pct.	Md./Att.	Pct.	Pts.
2014	Denver	1	0/0	0/0	0/0	2/2	0/0	0/0	2/2	1.000	1/1	1.000	7
CAREER TOTALS		1	0/0	0/0	0/0	2/2	0/0	0/0	2/2	1.000	1/1	1.000	7

BARTH'S SINGLE-GAME HIGHS

(Postseason in parentheses)

Field goals made — 5, twice, last at San Diego, 12/14/14 (2 vs. Indianapolis, 1/11/15). **Field goals attempted** — 5, three times, last at San Diego, 12/14/14 (2 vs. Indianapolis, 1/11/15). **Longest field goal made** — 57 vs. Washington, 9/30/12 (45 vs. Indianapolis, 1/11/15). **PATs made** — 6 at Oakland, 11/4/12 (1 vs. Indianapolis, 1/11/15). **Points scored** — 17, twice, last vs. Oakland, 12/28/14 (7 vs. Indianapolis, 1/11/15).


CONNOR BARTH'S CAREER GAME-BY-GAME

(Victories asterisked)

2008 KANSAS CITY (2-14)					FIELD GOALS					PATs				
Date	Opponent	P	10-19	20-29	30-39	40-49	50-59	60+	TOTAL	Pct.	Md./Att.	Pct.	Pts.	
Games 1-7														
NOT WITH TEAM														
Oct 26	at N.Y. Jets	P	0/0	0/0	1/1	0/0	0/0	0/0	1/1	1.000	3/3	1.000	6	
Nov 2	vs. Tampa Bay	P	0/0	1/1	1/1	0/0	0/0	0/0	2/2	1.000	3/3	1.000	9	
Nov 9	at San Diego	P	0/0	0/0	0/0	0/0	0/0	0/0	0/0	.000	1/1	1.000	1	
Nov 16	vs. New Orleans	P	0/0	2/2	0/0	0/0	0/0	0/0	2/2	1.000	2/2	1.000	8	
Nov 23	vs. Buffalo	P	0/0	0/0	0/0	1/1	0/0	0/0	1/1	1.000	4/4	1.000	7	
Nov 30	at Oakland*	P	0/0	1/1	1/1	0/0	0/0	0/0	2/2	1.000	2/2	1.000	8	
Dec 7	at Denver	P	0/0	1/1	0/0	0/0	0/0	0/0	1/1	1.000	2/2	1.000	5	
Dec 14	vs. San Diego	P	0/0	0/0	0/1	0/0	0/1	0/0	0/2	.000	3/3	1.000	3	
Dec 21	vs. Miami	P	0/0	1/1	0/0	0/0	0/0	0/0	1/1	1.000	4/4	1.000	7	
Dec 28	at Cincinnati	P	0/0	0/0	0/0	0/0	0/0	0/0	0/0	.000	0/0	.000	0	
Regular Season Totals			10/0	0/0	6/6	3/4	1/1	0/1	0/0	10/12	.833	24/24	1.000	54
2009 TAMPA BAY (3-13)					FIELD GOALS					PATs				
Date	Opponent	P	10-19	20-29	30-39	40-49	50-59	60+	TOTAL	Pct.	Md./Att.	Pct.	Pts.	
Games 1-8														
NOT WITH TEAM														
Nov 8	vs. Green Bay*	P	0/0	0/0	1/1	0/1	0/0	0/0	1/2	.500	3/3	1.000	6	
Nov 15	at Miami	P	0/0	0/0	0/0	0/0	3/3	0/0	3/3	1.000	2/2	1.000	11	
Nov 22	vs. New Orleans	P	0/0	0/0	0/0	0/0	0/0	0/0	0/0	.000	1/1	1.000	1	
Nov 29	at Atlanta	P	0/0	0/0	1/1	0/0	0/1	0/0	1/2	.500	2/2	1.000	5	
Dec 6	at Carolina	P	0/0	1/1	0/1	1/2	0/0	0/0	2/4	.500	0/0	.000	6	
Dec 13	vs. New York Jets	P	0/0	0/0	0/0	1/1	0/0	0/0	1/1	1.000	0/0	.000	3	
Dec 20	at Seattle*	P	0/0	1/1	1/2	1/1	0/0	0/0	3/4	.750	1/1	1.000	10	
Dec 27	at New Orleans*	P	0/0	0/0	1/1	1/1	0/0	0/0	2/2	1.000	2/2	1.000	8	
Jan 3	vs. Atlanta	P	0/0	0/0	0/0	1/1	0/0	0/0	1/1	1.000	1/1	1.000	4	
Regular Season Totals			9/0	0/0	2/2	4/6	5/7	3/4	0/0	14/19	.737	12/12	1.000	54
2010 TAMPA BAY (10-6)					FIELD GOALS					PATs				
Date	Opponent	P	10-19	20-29	30-39	40-49	50-59	60+	TOTAL	Pct.	Md./Att.	Pct.	Pts.	
Sept 12	vs. Cleveland*	P	0/0	0/0	0/0	1/1	0/0	0/0	2/2	1.000	2/2	1.000	8	
Sept 19	at Carolina*	P	0/0	1/1	1/1	0/0	0/0	0/0	2/2	1.000	2/2	1.000	8	
Sept 26	vs. Pittsburgh	P	0/0	1/1	0/0	1/1	0/0	0/0	1/1	1.000	1/1	1.000	4	
Oct 10	at Cincinnati*	P	0/0	0/0	1/1	0/0	0/0	0/0	1/1	1.000	3/3	1.000	6	
Oct 17	vs. New Orleans	P	0/0	0/0	0/0	0/2	0/0	0/0	0/2	.000	0/0	.000	0	
Oct 24	vs. St. Louis*	P	0/0	0/0	3/3	0/0	1/1	0/0	4/4	1.000	0/0	.000	12	
Oct 31	at Arizona*	P	0/0	1/1	0/0	0/0	1/2	0/0	1/2	.500	5/5	1.000	8	
Nov 7	at Atlanta	P	0/0	0/0	0/0	0/0	0/0	0/0	0/0	.000	3/3	1.000	3	
Nov 14	vs. Carolina*	P	0/0	0/0	1/1	0/0	0/0	0/0	1/1	1.000	4/4	1.000	7	
Nov 21	at San Francisco*	P	0/0	0/0	0/0	0/1	0/0	0/0	0/1	.000	3/3	1.000	3	
Nov 28	at Baltimore	P	0/0	1/1	0/0	0/0	0/0	0/0	1/1	1.000	1/1	1.000	4	
Dec 5	vs. Atlanta	P	0/0	0/0	1/1	0/0	0/0	0/0	1/1	1.000	3/3	1.000	6	
Dec 12	at Washington*	P	0/0	1/1	1/1	1/1	0/0	0/0	3/3	1.000	0/0	.000	9	
Dec 19	vs. Detroit	P	0/0	1/1	1/1	0/0	0/0	0/0	2/2	1.000	2/2	1.000	8	
Dec 26	vs. Seattle*	P	0/0	0/0	0/0	1/2	0/0	0/0	1/2	.500	5/5	1.000	8	
Jan 3	at New Orleans*	P	0/0	0/0	1/1	2/2	0/0	0/0	3/3	1.000	2/2	1.000	11	
Regular Season Totals			16/0	0/0	6/6	10/10	6/10	1/2	0/0	23/28	.821	36/36	1.000	105
2011 TAMPA BAY (4-12)					FIELD GOALS					PATs				
Date	Opponent	P	10-19	20-29	30-39	40-49	50-59	60+	TOTAL	Pct.	Md./Att.	Pct.	Pts.	
Sept 11	vs. Detroit	P	0/0	0/0	2/2	0/0	0/0	0/0	2/2	1.000	2/2	1.000	8	
Sept 18	at Minnesota*	P	0/0	0/0	1/1	0/0	0/0	0/0	1/1	1.000	3/3	1.000	6	
Sept 25	vs. Atlanta*	P	0/0	2/2	0/0	1/1	0/0	0/0	3/3	1.000	1/1	1.000	10	
Oct 3	vs. Indianapolis*	P	0/0	0/0	0/0	1/2	0/0	0/0	1/2	.500	3/3	1.000	6	
Oct 9	at San Francisco	P	0/0	1/1	0/0	0/0	0/0	0/0	1/1	1.000	0/0	.000	3	
Oct 16	vs. New Orleans*	P	0/0	0/0	1/1	3/3	0/1	0/0	4/5	.800	2/2	1.000	14	
Oct 23	vs. Chicago	P	0/0	0/0	1/1	0/0	0/0	0/0	1/1	1.000	1/1	1.000	4	
Nov 6	at New Orleans	P	0/0	1/1	0/0	2/2	0/0	0/0	3/3	1.000	1/1	1.000	10	
Nov 13	vs. Houston	P	0/0	0/0	0/0	0/0	1/1	0/0	1/1	1.000	0/0	.000	3	
Nov 20	at Green Bay	P	0/0	1/1	1/1	0/0	0/0	0/0	2/2	1.000	2/2	1.000	8	
Nov 27	at Tennessee	P	0/0	0/0	0/0	1/1	0/0	0/0	1/1	1.000	2/2	1.000	5	
Dec 4	vs. Carolina	P	0/0	0/0	0/0	3/3	0/0	0/0	3/3	1.000	1/1	1.000	10	
Dec 11	at Jacksonville	P	0/0	0/0	0/0	0/0	0/0	0/0	0/0	.000	2/2	1.000	2	
Dec 17	vs. Dallas	P	0/0	0/0	0/0	0/0	0/0	0/0	0/0	.000	1/1	1.000	1	
Dec 24	at Carolina	P	0/0	0/0	0/0	1/1	1/1	0/0	2/2	1.000	1/1	1.000	7	
Jan 1	at Atlanta	P	0/0	0/0	0/0	1/1	0/0	0/0	1/1	1.000	1/1	1.000	4	
Regular Season Totals			16/0	0/0	5/5	6/6	13/14	2/3	0/0	26/28	92.9	23/23	1.000	101

2012 TAMPA BAY (7-9)			FIELD GOALS								PATs			
Date	Opponent	P	10-19	20-29	30-39	40-49	50-59	60+	TOTAL	Pct.	Md./Att.	Pct.	Pts.	
Sept 9	vs. Carolina*	P	0/0	1/1	1/1	1/1	0/0	0/0	3/3	1.000	1/1	1.000	10	
Sept 16	at New York Giants	P	0/0	0/0	0/0	1/1	1/1	0/0	2/2	1.000	4/4	1.000	10	
Sept 23	at Dallas	P	0/0	1/1	0/0	0/0	0/0	0/0	1/1	1.000	1/1	1.000	4	
Sept 30	vs. Washington	P	0/0	0/0	0/0	1/1	2/2	0/0	3/3	1.000	1/1	1.000	10	
Oct 14	vs. Kansas City*	P	0/0	1/1	0/0	0/0	0/1	0/0	1/2	.500	5/5	1.000	8	
Oct 21	vs. New Orleans	P	0/0	0/0	0/0	0/1	0/0	0/0	0/1	.000	4/4	1.000	4	
Oct 25	at Minnesota*	P	0/0	1/1	1/1	1/1	0/0	0/0	3/3	1.000	3/3	1.000	12	
Nov 4	at Oakland*	P	0/0	0/0	0/1	0/0	0/1	0/0	0/2	.000	6/6	1.000	6	
Nov 11	vs. San Diego*	P	0/0	0/0	0/0	2/2	0/0	0/0	2/2	1.000	4/4	1.000	10	
Nov 18	at Carolina*	P	0/0	0/0	0/0	1/1	1/1	0/0	2/2	1.000	1/1	1.000	7	
Nov 25	vs. Atlanta	P	0/0	1/1	0/0	2/2	0/1	0/0	3/4	.750	2/2	1.000	11	
Dec 2	at Denver	P	0/0	0/0	1/1	0/0	2/2	0/0	3/3	1.000	2/2	1.000	11	
Dec 9	vs. Philadelphia	P	0/0	0/0	0/0	0/0	0/0	0/0	0/0	.000	3/3	1.000	3	
Dec 16	at New Orleans					INACTIVE								
Dec 23	vs. St. Louis	P	0/0	1/1	0/0	1/1	0/0	0/0	2/2	1.000	1/1	1.000	7	
Dec 30	at Atlanta*	P	0/0	1/1	0/0	2/2	0/0	0/0	3/3	1.000	1/1	1.000	7	
Regular Season Totals			15/0	0/0	7/7	3/4	12/13	6/9	0/0	28/33	84.8	39/39	1.000	123
2014 DENVER (12-4)			FIELD GOALS								PATs			
Date	Opponent	P	10-19	20-29	30-39	40-49	50-59	60+	TOTAL	Pct.	Md./Att.	Pct.	Pts.	
Games 1-11			NOT WITH TEAM											
Nov 30	at Kansas City*	P	0/0	2/2	3/3	0/0	0/0	0/0	5/5	1.000	2/2	1.000	17	
Dec 7	vs. Buffalo*	P	0/0	0/0	0/0	0/0	1/1	0/0	1/1	1.000	3/3	1.000	6	
Dec 14	at San Diego*	P	2/2	1/1	0/0	2/2	0/0	0/0	5/5	1.000	1/1	1.000	16	
Dec 22	at Cincinnati	P	0/0	0/0	0/0	0/1	0/0	0/0	0/1	.000	4/4	1.000	4	
Dec 28	vs. Oakland*	P	0/0	1/1	2/2	1/1	0/0	0/0	4/4	1.000	5/5	1.000	17	
Regular Season Totals			5/0	2/2	4/4	5/5	3/4	1/1	0/0	15/16	.938	15/15	1.000	60
Jan 11	vs. Indianapolis†	P	0/0	0/0	0/0	2/2	0/0	0/0	2/2	1.000	1/1	1.000	7	
Postseason Totals			1/0	0/0	0/0	0/0	2/2	0/0	0/0	2/2	1.000	1/1	1.000	7
†AFC Divisional Playoff Game														

†AFC Divisional Playoff Game



KAPRI BIBBS

35

RUNNING BACK

5-11 • 203 • 2ND • COLORADO STATE

BORN: Jan. 10, 1993, in Colorado Springs, Colo.

HIGH SCHOOL: Plainfield (Ill.) North High School

ACQUIRED: College Free Agent, 2014

NFL YEAR: 2nd • YEAR WITH BRONCOS: 2nd

NFL GAMES PLAYED/STARTED: 0/0



BIBBS AT A GLANCE:

- A second-year running back who spent four weeks of his rookie season in 2014 on Denver's active roster in addition to competing on the club's practice squad.
- Broke Colorado State University's single-season records for rushing yards (1,741), rushing touchdowns (31), total touchdowns (31) and points (186) in his lone season with the Rams after playing at the junior college level.
- Ranked sixth in the nation with 1,741 rushing yards and tied for No. 1 in the country with 31 touchdowns for the Rams in 2013.
- Entered the NFL with Denver as a college free agent on May 16, 2014.

CAREER TRANSACTIONS: Signed by Denver as a college free agent 5/16/14; Waived by Denver 8/30/14; Signed by Denver (practice squad) 9/1/14; Signed by Denver (active roster) 10/20/14; Waived by Denver 11/22/14; Signed by Denver (practice squad) 11/26/14; Signed by Denver to a future contract 1/12/15.



2014: Bibbs, who entered the NFL with Denver as a college free agent, spent the first seven weeks of his rookie season on the Broncos' practice squad before being elevated to the active roster on Oct. 22... Spent Games 11-16 on the Broncos practice squad.

COLLEGE: Played one season (2013) for Colorado State after two years in the junior college ranks... Appeared in all 14 games for the Rams as a junior in 2013 and was named a first-team All-Mountain West Conference selection... Broke the CSU single-season records for rushing yards (1,741) rushing touchdowns (31), total touchdowns (31) and points (186)... Received second-team All-America honors from the Walter Camp Football Foundation... Ranked sixth in the nation with 1,741 rushing yards and tied for No. 1 in the

country with 31 touchdowns on 281 attempts (6.2 avg.)... Set a CSU single-game rushing mark with 312 yards vs. Nevada (11/9)... Scored six touchdowns at New Mexico (11/16) to set conference and school single-game records... Spent the Fall of 2012 taking classes at Front Range Community College in Ft. Collins, Colo., before transferring to CSU... Played his freshman season at Snow College in Ephraim, Utah, where he appeared in 11 games and rushed for 425 yards and six touchdowns on 74 attempts (5.6 avg.).

PERSONAL: Attended Plainfield (Ill.) North High School, where he set 26 school records, was a two-time Prairie League MVP and capped his prep career by earning Chicago Offensive Player of the Year honors from ESPNChicago.com (300 att., 2,654 yds., 38 TDs)... Established state records with 520 rushing yards and seven touchdowns in a 2010 game... Majored in ethnic studies at Colorado State... First name is pronounced kuh-PREE... Kapri Lashaw Bibbs was born on Jan. 10, 1993, in Colorado Springs, Colo.

BIBBS' REGULAR SEASON RECORD

		RUSHING							RECEIVING					SCORING					
Year	Club	G	S	No.	Yds.	Avg.	LG	TD	No.	Yds.	Avg.	LG	TD	TD	TDr	TDp	TDrt	2pt	Pts.
2014	Denver	0	0	0	0	0.0	—	0	0	0	0.0	—	0	0	0	0	0	0	0
CAREER TOTALS		0	0	0	0	0.0	—	0	0	0	0.0	—	0	0	0	0	0	0	0



OMAR BOLDEN

31

SAFETY



5-10 • 195 • 4TH YR. • ARIZONA STATE

BORN: Dec. 20, 1988, in Ontario, Calif.

HIGH SCHOOL: Colony High School, Ontario, Calif.

ACQUIRED: Draft #4a (101st overall), 2012

NFL YEAR: 4th • **YEAR WITH BRONCOS:** 4th

NFL GAMES PLAYED/STARTED: 47/1 • **POSTSEASON GP/GS:** 5/0

BOLDEN AT A GLANCE:

- A fourth-year safety who appeared in 47-of-48 possible regular-season games (1 start) and all five postseason contests during his first three NFL seasons with the Broncos, ranking second on the club with 24 special-teams tackles during that span.
- Posted a team-high 12 special-teams tackles for the Broncos in 2014 and returned 13 kickoffs for 429 yards with his 33.0 average ranking first among NFL players (min. 10 ret.).
- Transitioned from cornerback to safety in 2013 and contributed 11 defensive tackles (8 solo) in 16 games played (1 start) for Denver.
- Totaled a team-high 14 kickoff returns for 270 yards (19.3 avg.) and ranked third on the club with nine special-teams stops as a rookie in 2012.
- Started four years for Arizona State University and totaled 138 career tackles (112 solo), seven interceptions (114 yds.) and 21 pass breakups.
- Voted one of four unanimous first-team All-Pac-10 Conference players following his redshirt junior season in 2010 at cornerback in addition to receiving second-team all-conference recognition as a return specialist.
- Played 29 consecutive games to begin his collegiate career, including 23 starts during that period, before suffering a mid-season injury in 2009 and being granted a medical redshirt by the NCAA.
- Selected by the Broncos in the fourth round (101st overall) of the 2012 NFL Draft.

CAREER TRANSACTIONS: Signed by Denver as a draft choice 5/18/12.



2014: Bolden played 15 regular-season games, totaling seven solo tackles on defense and a team-high 12 special-teams stops... Added 13 kickoff returns for 429 yards (33.0 avg.)... Recorded two special-teams tackles (1 solo) at Sea. (9/21)... Notched a season-high three solo tackles in the team's 42-17 win vs. S.F. (10/19)... Made his first career special-teams fumble recovery in the third quarter at K.C. (11/30)... Recorded a career-long 77-yard kickoff return at Cin. (12/22), the longest by a Bronco since 9/29/13... Followed up his career-long return in Game 15 with a 76-yard kickoff return to start the second half vs. Oak. (12/28)... Led the team with two special-teams stops in Denver's AFC Divisional Playoff Game vs. Ind. (1/11).

2013: Bolden appeared in all 16 regular-season games (1 start) for the second consecutive season and made the transition from cornerback to safety... Totaled a career-best 11 tackles (8 solo) and added three special-teams stops... Appeared in all three postseason games for the Broncos... Made his first career start vs. S.D. (12/12).

2012: Selected by the Broncos in the fourth round (101st overall) of the 2012 NFL Draft, Bolden played all 16 regular-season contests as well as Denver's playoff game during his rookie year and ranked third on the club with nine special-teams stops to go along with four defensive tackles and a pass breakup... Returned a

team-high 14 kickoffs for 270 yards (19.3 avg.).

COLLEGE: Bolden was a four-year starter at Arizona State University, where he totaled 138 tackles (112 solo), seven interceptions (114 yds.) and 21 pass breakups during his collegiate career... Missed his 2011 senior campaign after suffering a knee injury during spring practices... Selected as one of four unanimous first-team All-Pac 10 Conference performers as a cornerback in 2010 in addition to receiving second-team all-conference accolades as a return specialist... Saw action in 29 straight games to begin his career with the Sun Devils before an injury midway through the 2009 season that led to a medical redshirt.

PERSONAL: Bolden attended Colony High School in Ontario, Calif., where he played running back and cornerback... Named the CIF Central Division Most Valuable Player and the Inland Valley Player of the Year following his senior campaign in which he led Colony to its first CIF title by winning the league rushing crown (2,003 yards and 26 touchdowns)... Totaled 80 tackles and one interception on defense during his final prep season... Graduated from ASU in the spring of 2011 with a degree in interdisciplinary studies (justice studies/sociology)... Created a website (www.omarbolden.com/positive-living) and designs elastic bracelets to promote the benefits of optimistic thinking through "Positive Living"... Omar Bolden was born on Dec. 20, 1988, in Ontario, Calif.

BOLDEN'S REGULAR SEASON RECORD

Year	Club	G	S	UT	A	TT	S-Yds.	I-Yds.	PD	FF	FR	TD-Int.	TD-FR	S	Pts.
2012	Denver	16	0	4	0	4	0-0	0-0	1	0	0	0	0	0	0
2013	Denver	16	1	8	3	11	0-0	0-0	0	0	0	0	0	0	0
2014	Denver	15	0	7	0	7	0-0	0-0	0	0	0	0	0	0	0
CAREER TOTALS		47	1	19	3	22	0-0	0-0	1	0	0	0	0	0	0

ADDITIONAL STATISTICS: Special-teams tackles — 2012 (9), 2013 (3), 2014 (12), TOTAL (24). Kickoff returns — 2012 (14 for 270 yds., 19.3 avg., 33 LG), 2013 (2 for 44 yds., 22.0 avg., 25 LG), 2014 (13 for 429 yds., 33.0 avg., 77 LG), TOTAL (29 for 743 yds., 25.6 avg., 77 LG).

BOLDEN'S POSTSEASON RECORD

Year	Club	G	S	UT	A	TT	S-Yds.	I-Yds.	PD	FF	FR	TD-Int.	TD-FR	S	Pts.
2012	Denver	1	0	0	0	0	0-0	0-0	0	0	0	0	0	0	0
2013	Denver	3	0	0	0	0	0-0	0-0	0	0	0	0	0	0	0
2014	Denver	1	0	0	0	0	0-0	0-0	0	0	0	0	0	0	0
CAREER TOTALS		5	0	0	0	0	0-0	0-0	0	0	0	0	0	0	0

ADDITIONAL STATISTICS: Special-teams tackles — 2012 (1), 2014 (2), TOTAL (3).

BOLDEN'S SINGLE-GAME HIGHS

(Postseason in parentheses)

Tackles — 4 vs. Tennessee, 12/8/13 (none). **Kick returns** — 4 at San Diego, 10/15/12 (none). **Kick return yards** — 102 at Cincinnati, 12/22/14 (none). **Longest kick return** — 77 at Cincinnati, 12/22/14 (none). **Kick return touchdowns** — None (none).

OMAR BOLDEN'S CAREER GAME-BY-GAME

(Victories asterisked)

2012 DENVER (13-3)		TACKLES													
Date	Opponent	P/S	UT	A	TT	S-Yds.	I-Yds.	PD	FF	FR					
Sep 9	vs. Pittsburgh*	P	0	0	0	0-0	0-0	0	0	0					
Sep 17	at Atlanta	P	0	0	0	0-0	0-0	0	0	0					
Sep 23	vs. Houston	P	0	0	0	0-0	0-0	0	0	0					
Sep 30	vs. Oakland*	P	0	0	0	0-0	0-0	0	0	0					
Oct 7	at New England	P	0	0	0	0-0	0-0	0	0	0					
Oct 15	at San Diego*	P	0	0	0	0-0	0-0	0	0	0					
Oct 28	vs. New Orleans*	P	0	0	0	0-0	0-0	0	0	0					
Nov 4	at Cincinnati*	P	0	0	0	0-0	0-0	0	0	0					
Nov 11	at Carolina*	P	0	0	0	0-0	0-0	0	0	0					
Nov 18	vs. San Diego*	P	0	0	0	0-0	0-0	0	0	0					
Nov 25	at Kansas City*	P	0	0	0	0-0	0-0	0	0	0					
Dec 2	vs. Tampa Bay*	P	0	0	0	0-0	0-0	0	0	0					
Dec 6	at Oakland*	P	0	0	0	0-0	0-0	0	0	0					
Dec 16	at Baltimore*	P	1	0	1	0-0	0-0	0	0	0					
Dec 23	vs. Cleveland*	P	3	0	3	0-0	0-0	0	0	0					
Dec 30	vs. Kansas City*	P	0	0	0	0-0	0-0	0	0	0					
Regular Season Totals		16/0	4	0	4	0-0	0-0	0	0	0					
Jan 12	vs. Baltimore†	P	0	0	0	0-0	0-0	0	0	0					
Postseason Totals		1/0	0	0	0	0-0	0-0	0	0	0					

†AFC Divisional Playoff Game

DID YOU KNOW?

The Broncos in 2005 became the first team in NFL history to have two 100-yard rushers and a 300-yard passer in the same game. In Denver's contest against Philadelphia on Oct. 30, 2005, Mike Anderson (126 yds.) and Tatum Bell (107 yds.) each had at least 100 rushing yards while Jake Plummer (309 yds.) cleared the 300-yard passing mark in Denver's 49-21 victory.

2013 DENVER (13-3)			TACKLES							
Date	Opponent	P/S	UT	A	TT	S-Yds.	I-Yds.	PD	FF	FR
Sep 5	vs. Baltimore*	P	0	0	0	0-0	0-0	0	0	0
Sep 15	at N.Y. Giants*	P	0	0	0	0-0	0-0	0	0	0
Sep 23	vs. Oakland*	P	0	0	0	0-0	0-0	0	0	0
Sep 29	vs. Philadelphia*	P	0	0	0	0-0	0-0	0	0	0
Oct 6	at Dallas*	P	2	0	2	0-0	0-0	0	0	0
Oct 13	vs. Jacksonville*	P	0	0	0	0-0	0-0	0	0	0
Oct 20	at Indianapolis	P	0	0	0	0-0	0-0	0	0	0
Oct 27	vs. Washington*	P	0	0	0	0-0	0-0	0	0	0
Nov 10	at San Diego*	P	0	0	0	0-0	0-0	0	0	0
Nov 17	vs. Kansas City*	P	0	0	0	0-0	0-0	0	0	0
Nov 24	at New England	P	0	0	0	0-0	0-0	0	0	0
Dec 1	at Kansas City*	P	0	0	0	0-0	0-0	0	0	0
Dec 8	vs. Tennessee*	P	3	1	4	0-0	0-0	0	0	0
Dec 12	vs. San Diego	S	1	2	3	0-0	0-0	0	0	0
Dec 22	at Houston*	P	0	0	0	0-0	0-0	0	0	0
Dec 29	at Oakland*	P	2	0	2	0-0	0-0	0	0	0
Regular Season Totals		16/1	8	3	11	0-0	0-0	0	0	0
Jan 12	vs. San Diego*†	P	0	0	0	0-0	0-0	0	0	0
Jan 19	vs. New England*#	P	0	0	0	0-0	0-0	0	0	0
Feb 2	vs. Seattle\$	P	0	0	0	0-0	0-0	0	0	0
Postseason Totals		3/0	0	0	0	0-0	0-0	0	0	0
†AFC Divisional Playoff Game; #AFC Championship Game; \$Super Bowl XLVIII										

†AFC Divisional Playoff Game; #AFC Championship Game; \$Super Bowl XLVIII

2014 DENVER (12-4)			TACKLES							
Date	Opponent	P/S	UT	A	TT	S-Yds.	I-Yds.	PD	FF	FR
Sep 7	vs. Indianapolis*	P	0	0	0	0-0	0-0	0	0	0
Sep 14	vs. Kansas City*	P	0	0	0	0-0	0-0	0	0	0
Sep 21	at Seattle	P	0	0	0	0-0	0-0	0	0	0
Oct 5	vs. Arizona*	P	0	0	0	0-0	0-0	0	0	0
Oct 12	at N.Y. Jets*	P	0	0	0	0-0	0-0	0	0	0
Oct 19	vs. San Francisco*	P	3	0	3	0-0	0-0	0	0	0
Oct 23	vs. San Diego*	INACTIVE								
Nov 2	at New England	P	0	0	0	0-0	0-0	0	0	0
Nov 9	at Oakland*	P	0	0	0	0-0	0-0	0	0	0
Nov 16	at St. Louis	P	0	0	0	0-0	0-0	0	0	0
Nov 23	vs. Miami*	P	2	0	2	0-0	0-0	0	0	0
Nov 30	at Kansas City*	P	0	0	0	0-0	0-0	0	0	0
Dec 7	vs. Buffalo*	P	0	0	0	0-0	0-0	0	0	0
Dec 14	at San Diego*	P	0	0	0	0-0	0-0	0	0	0
Dec 22	at Cincinnati	P	1	0	1	0-0	0-0	0	0	0
Dec 28	vs. Oakland*	P	1	0	1	0-0	0-0	0	0	0
Regular Season Totals		15/0	7	0	7	0-0	0-0	0	0	0
Jan 11	vs. Indianapolis†	P	0	0	0	0-0	0-0	0	0	0
Postseason Totals		1/0	0	0	0	0-0	0-0	0	0	0
†AFC Divisional Playoff Game										

†AFC Divisional Playoff Game



AARON BREWER

46

LONG SNAPPER

6-5 • 230 • 4TH YR. • SAN DIEGO STATE

BORN: July. 25, 1990, in Fullerton, Calif.

HIGH SCHOOL: Troy High School, Fullerton, Calif.

ACQUIRED: College Free Agent, 2012

NFL YEAR: 4th • YEAR WITH BRONCOS: 4th

NFL GAMES PLAYED/STARTED: 48/0 • POSTSEASON GP/GS: 5/0



BREWER AT A GLANCE:

- A fourth-year long snapper who has seen action in every possible game during his professional and collegiate career.
- Earned Denver's long-snapper job during training camp of his rookie campaign in 2012 and made three special-teams stops for the Broncos during the regular season.
- Totaled 15 special-teams tackles for San Diego State University, where he was a four-time All-Mountain West Conference selection during his four seasons with the Aztecs.
- Entered the NFL with Denver as a college free agent on May 3, 2012.

CAREER TRANSACTIONS: Signed by Denver as a college free agent 5/3/12.



2014: Brewer played in all 16 regular-season games for the third consecutive season... Snapped for all five of Connor Barth's field goals at K.C. (11/30) and at S.D. (12/14), both tying the club record for field goals in a single game.

2013: Brewer played all 16 regular-season games for the second year in a row and made a pair of special-teams tackles... Appeared in all three postseason games for Denver... Snapped for Matt Prater's NFL-record 64-yard field goal vs. Ten. (12/8).

2012: Brewer, who entered the NFL with the Broncos as a college free agent on May 3, earned Denver's long-snapper job during training camp and played every game for Denver in 2012... Posted two special-teams stops during the regular season.

COLLEGE: Brewer appeared in all 50 possible games for San Diego State University, where he was a four-time All-Mountain West Conference selection... Posted 15 career special-teams tackles, including six stops (five solo) as a senior in 2011... Was part of an Aztec special-teams unit that converted 160-of-170 PATs and 41-of-66 field-goal attempts... Contributed to a punting team that made 250 punts for 10,599 yds. (42.4 avg.).

PERSONAL: Brewer attended Troy High School in Fullerton, Calif., where he was an all-conference linebacker in addition to his long-snapping duties... Rated as the No. 3 long snapper in the country by chrissailerkicking.com following his senior season... Majored in finance at San Diego State... Aaron Brewer was born on July 5, 1989.

BREWER'S REGULAR SEASON RECORD

Year	Club	G	S
2012	Denver	16	0
2013	Denver	16	0
2014	Denver	16	0
CAREER TOTALS		48	0

ADDITIONAL STATISTICS: Special-teams tackles — 2012 (3), 2013 (2), 2014 (3), TOTAL (8).

BREWER'S POSTSEASON RECORD

Year	Club	G	S
2012	Denver	1	0
2013	Denver	3	0
2014	Denver	1	0
CAREER TOTALS		5	0



DAVID BRUTON JR.

30

SAFETY

6-2 • 217 • 7TH YR. • NOTRE DAME

BORN: July 23, 1987, in Winchester, Ky.

HIGH SCHOOL: Miamisburg (Ohio) High School

ACQUIRED: Draft #4a (114th overall), 2009

NFL YEAR: 7th • **YEAR WITH BRONCOS:** 7th

NFL GAMES PLAYED/STARTED: 91/5 • **POSTSEASON GP/GS:** 6/2



BRUTON JR. AT A GLANCE:

- A seventh-year safety who appeared in 91-of-96 possible regular-season games during his first six NFL campaigns while leading the Broncos with 43 special-teams tackles in that span.
- Voted as a captain by his teammates during the last two seasons (2013-14).
- Appeared in all 16 regular-season games in 2012, leading the Broncos in special-teams plays (376) and being named a third alternate for the AFC Pro Bowl squad as a special-teamer.
- Played 15 regular-season games (1 start) in 2011, ranking third on the team with eight special-teams tackles, before opening both playoff games at free safety and tying for the club lead with 15 defensive stops.
- Saw action in all 16 games (2 starts) for Denver in 2010, recording 14 tackles (12 solo) and a pass breakup on defense along with a career-high 12 tackles and two fumble recoveries on special teams.
- Named a Denver Broncos Community Champion Award winner in 2014.
- Started during his final two years at the University of Notre Dame, leading the Fighting Irish with 182 tackles and seven interceptions during that stretch.
- Posted 97 tackles (61 solo) as a senior at Notre Dame that marked the third-highest single-season total by a defensive back in school history to earn honorable mention All-America recognition from *The NFL Draft Report*.
- Established himself as one of the top special-teams gunners in the country while appearing

in 596 career special-teams plays at Notre Dame.

- Selected by the Broncos in the fourth round (114th overall) of the 2009 NFL Draft.

CAREER TRANSACTIONS: Signed by Denver as a draft choice 7/27/09.



2014: Bruton Jr. played 14 regular-season games (1 start), totaling 21 tackles (16 solo), three passes defended, two forced fumbles, and four special-teams tackles... Named a team captain for the second consecutive season... Played eight snaps on special teams before leaving the season opener vs. Ind. (9/7) with a shoulder injury... Recorded his first special-teams tackle of the season at Sea. (9/21) after missing one game due to injury... Rushed for 13 yards on a fake punt at K.C. (11/30) to earn a first down... Tallied a career-high nine solo tackles to go along with his first career forced fumble vs. Buf. (12/7)... Made his first start of the season vs. Oak. (12/28) and totaled four tackles (3 solo) and one pass defended before leaving the game in the fourth quarter with a concussion.

2013: Bruton Jr., who was voted as a team captain prior to the season by his teammates, played all 16 regular-season games for the second consecutive season... Made a career-high 16 defensive tackles (14 solo) and tied for second on the team with seven special-teams stops... Saw action in all three postseason games and totaled one solo defensive stop... Blocked a punt that led to a Broncos' touchdown vs. Bal. (9/5)... Tied for the team lead with a career-best three special-teams stops at NYG (9/15)... Executed a 35-yard run on a fake punt vs. Jac. (10/13)... Tied for the team lead with five defensive tackles at Oak. (12/29).

2012: Bruton Jr. played all 16 games for the second time in his career and was named a third alternate to the AFC Pro Bowl squad as a special-teamer... Contributed two solo tackles and one interception (-2 yds.) on defense in addition to three special-teams stops... Deflected a Shane Lechler punt in the third quarter vs. Oak. (9/30) to give Denver possession inside the red zone... Recovered an onside kick to seal the victory for Denver at Cin. (11/4)... Made his first career interception, picking off former Notre Dame and Broncos teammate Brady Quinn to close Denver's win at K.C. (11/25).

2011: Bruton Jr. played 15 games (1 start) in the regular season and totaled 13 solo tackles on defense in addition to eight special-teams stops which ranked third on the club... Opened both of Denver's playoff games, tying for the team lead with 15 defensive tackles (11 solo) and adding a pass defended.

2010: Bruton Jr. played all 16 games (2 starts) and totaled 14 tackles (12 solo) and one pass defended... Finished second on the club with 12 special-teams stops and recovered two fumbles on special-teams units... Deflected a punt and recorded a season-high two special-teams stops vs. Stl. (11/28)... Started Games 12-13 in place of injured safety Brian Dawkins.

2009: Selected by the Broncos in the fourth round (114th overall) of the 2009 NFL Draft, Bruton Jr. appeared in 14 games (1 start) for the club as a rookie and posted five tackles (4 solo) along with one pass break-up... Tied for fourth on the Broncos with nine special-teams tackles... Notched two special-teams stops at S.D. (10/19), at Bal. (11/1) and vs. NYG (11/26)... Made his first career start vs. Oak. (12/20).

COLLEGE: Bruton Jr. totaled 214 tackles (138 solo), one sack (10 yds.), seven interceptions (77 yds.), 16 pass breakups, three forced fumbles and three fumble recoveries in 48 games (24 starts) at the University of Notre Dame... Saw extensive action on special teams, appearing in 596 career special-teams plays during his time at Notre Dame... Started all 13 games as a senior team captain and totaled 97 tackles (61 solo), four interceptions (57 yds.), 10 pass breakups, two forced fumbles and two fumble recoveries to earn honorable mention All-America honors from *The NFL Draft Report*... Led Notre Dame with four interceptions and ranked second on the team with 97 tackles that marked the third-best single-season total by a defensive back in school annals... Played 12 games (11 starts) as a junior for Notre Dame and led the team with three interceptions.

PERSONAL: Bruton Jr. attended Miamisburg (Ohio) High School, where he totaled 112 tackles, 11 interceptions and 470 receiving yards during his final two seasons... Earned All-Division I-II and All-Area honors from the *Dayton Daily News* as well as all-district accolades as a senior after posting 54 tackles and three interceptions... Received all-conference honors and was a special mention All-Southwest Ohio selection as a junior, posting 58 tackles and eight interceptions that year... Had 200 receiving yards as a senior and 270 receiving yards as a junior... Majored in both political science and sociology at Notre Dame... Worked as a substitute teacher in his hometown of Miamisburg during the 2011 offseason... Founded *Bruton's Books* in 2015 to help support youth reading programs at schools and hospitals in the Denver Metro area... Named a 2014 Denver Broncos Community Champion Award winner for his contributions off the field... Participated in the annual Drive for Life, the largest single community blood drive in Colorado... Partnered with Western Dairy to serve as a spokesman and ambassador for its Fuel Up to Play 60 platform... David Lee Bruton Jr. was born on July 23, 1987, in Winchester, Ky.

Did You Know?

The Broncos' 34-30 win at Cleveland on Nov. 6, 2008, marked their 400th all-time victory. Denver became the second original American Football League team and the 16th franchise overall to reach the 400-win mark (regular season and postseason).

BRUTON JR.'S REGULAR SEASON RECORD

Year	Club	G	S	UT	A	TT	S-Yds.	I-Yds.	PD	FF	FR	TD-Int.	TD-FR	S	Pts.
2009	Denver	14	1	4	1	5	0-0	0-0	1	0	0	0	0	0	0
2010	Denver	16	2	12	2	14	0-0	0-0	1	0	0	0	0	0	0
2011	Denver	15	1	13	0	13	0-0	0-0	3	0	0	0	0	0	0
2012	Denver	16	0	2	0	2	0-0	1--2	1	0	0	0	0	0	0
2013	Denver	16	0	14	2	16	0-0	0-0	0	0	0	0	0	0	0
2014	Denver	14	1	16	5	21	0-0	0-0	3	2	0	0	0	0	0
CAREER TOTALS		91	5	61	10	71	0-0	1-2	9	2	0	0	0	0	0

ADDITIONAL STATISTICS: Special-teams tackles — 2009 (9), 2010 (12), 2011 (8), 2012 (3), 2013 (7), 2014 (4), TOTAL (43). Special teams fumbles — 2009 (1FF), 2010 (2FR), TOTAL (1FF, 2FR). Blocked punts — 2013 (1), TOTAL (1). One rush (fake punt) for 35 yards vs. Jacksonville, 10/13/13. One rush (fake punt) for 13 yards at Kansas City, 11/30/14.

BRUTON JR.'S POSTSEASON RECORD

Year	Club	G	S	UT	A	TT	S-Yds.	I-Yds.	PD	FF	FR	TD-Int.	TD-FR	S	Pts.
2011	Denver	2	2	11	4	15	0-0	0-0	1	0	0	0	0	0	0
2012	Denver	1	0	0	0	0	0-0	0-0	0	0	0	0	0	0	0
2013	Denver	3	0	1	0	1	0-0	0-0	0	0	0	0	0	0	0
2014	Denver	1	0	3	0	3	0-0	0-0	0	0	0	0	0	0	0
CAREER TOTALS		7	2	15	4	19	0-0	0-0	1	0	0	0	0	0	0

BRUTON JR.'S SINGLE GAME HIGHS

(Postseason in parentheses)

Tackles — 9 vs. Buffalo, 12/7/14 (8 vs. Pittsburgh, 1/8/12). **Interceptions** — 1 at Kansas City, 11/25/12 (none). **Interception return yards** — -2 at Kansas City, 11/25/12 (none). **Passes defended** — 1, eight times, last at Cincinnati, 12/22/14 (1 vs. Pittsburgh, 1/8/12). **Forced fumbles** — 1, twice, last at Cincinnati, 12/22/14 (none). **Special-teams tackles** — 3 at N.Y. Giants, 9/15/13 (none).

DAVID BRUTON JR.'S CAREER GAME-BY-GAME

(Victories asterisked)

2009 DENVER (8-8)			TACKLES								
Date	Opponent	P/S	UT	A	TT	S-Yds.	I-Yds.	PD	FF	FR	
Sep 13	at Cincinnati*	P	0	0	0	0-0	0-0	0	0	0	
Sep 20	vs. Cleveland*	P	0	0	0	0-0	0-0	0	0	0	
Sep 27	at Oakland*	P	0	0	0	0-0	0-0	0	0	0	
Oct 4	vs. Dallas*	P	0	0	0	0-0	0-0	0	0	0	
Oct 11	vs. New England*	P	0	0	0	0-0	0-0	0	0	0	
Oct 19	at San Diego*	P	0	0	0	0-0	0-0	0	0	0	
Nov 1	at Baltimore	P	0	0	0	0-0	0-0	0	0	0	
Nov 9	vs. Pittsburgh	INACTIVE									
Nov 15	at Washington	P	0	0	0	0-0	0-0	0	0	0	
Nov 22	vs. San Diego	P	0	0	0	0-0	0-0	0	0	0	
Nov 26	vs. N.Y. Giants*	P	0	0	0	0-0	0-0	0	0	0	
Dec 6	at Kansas City*	P	0	0	0	0-0	0-0	0	0	0	
Dec 13	at Indianapolis	INACTIVE									
Dec 20	vs. Oakland	S	4	1	5	0-0	0-0	1	0	0	
Dec 27	at Philadelphia	P	0	0	0	0-0	0-0	0	0	0	
Jan 3	vs. Kansas City	P	0	0	0	0-0	0-0	0	0	0	
Regular Season Totals			14/1	4	1	5	0-0	0-0	1	0	0

2010 DENVER (4-12)			TACKLES								
Date	Opponent	P/S	UT	A	TT	S-Yds.	I-Yds.	PD	FF	FR	
Sep 12	at Jacksonville	P	0	0	0	0-0	0-0	0	0	0	
Sep 19	vs. Seattle*	P	0	0	0	0-0	0-0	0	0	0	
Sep 26	vs. Indianapolis	P	0	0	0	0-0	0-0	0	0	0	
Oct 3	at Tennessee*	P	0	0	0	0-0	0-0	0	0	0	
Oct 10	at Baltimore	P	0	0	0	0-0	0-0	0	0	0	
Oct 17	vs. N.Y. Jets	P	0	0	0	0-0	0-0	0	0	0	
Oct 24	vs. Oakland	P	0	0	0	0-0	0-0	0	0	0	
Oct 31	at San Francisco (London)	P	0	0	0	0-0	0-0	0	0	0	
Nov 14	vs. Kansas City*	P	0	0	0	0-0	0-0	0	0	0	
Nov 22	at San Diego	P	0	0	0	0-0	0-0	0	0	0	
Nov 28	vs. St. Louis	P	0	0	0	0-0	0-0	1	0	0	
Dec 5	at Kansas City	S	5	1	6	0-0	0-0	0	0	0	
Dec 12	at Arizona	S	5	1	6	0-0	0-0	0	0	0	
Dec 19	at Oakland	P	2	0	2	0-0	0-0	0	0	0	
Dec 26	vs. Houston*	P	0	0	0	0-0	0-0	0	0	0	
Jan 2	vs. San Diego	P	0	0	0	0-0	0-0	0	0	0	
Regular Season Totals			16/2	12	2	14	0-0	0-0	1	0	0

2011 DENVER (8-8)			TACKLES							
Date	Opponent	P/S	UT	A	TT	S-Yds.	I-Yds	PD	FF	FR
Sep 12	vs. Oakland	P	0	0	0	0-0	0-0	1	0	0
Sep 18	vs. Cincinnati*	P	0	0	0	0-0	0-0	0	0	0
Sep 25	at Tennessee	P	0	0	0	0-0	0-0	0	0	0
Oct 2	at Green Bay	P	0	0	0	0-0	0-0	0	0	0
Oct 9	vs. San Diego	P	0	0	0	0-0	0-0	0	0	0
Oct 23	at Miami*	P	0	0	0	0-0	0-0	0	0	0
Oct 30	vs. Detroit	P	0	0	0	0-0	0-0	0	0	0
Nov 6	at Oakland*	P	2	0	2	0-0	0-0	0	0	0
Nov 13	at Kansas City*	P	0	0	0	0-0	0-0	0	0	0
Nov 17	vs. N.Y. Jets*	P	1	0	1	0-0	0-0	0	0	0
Nov 27	at San Diego*	P	0	0	0	0-0	0-0	0	0	0
Dec 4	at Minnesota*	P	1	0	1	0-0	0-0	0	0	0
Dec 11	vs. Chicago*	P	0	0	0	0-0	0-0	0	0	0
Dec 18	vs. New England			INACTIVE						
Dec 24	at Buffalo	P	5	0	5	0-0	0-0	1	0	0
Jan 1	vs. Kansas City	S	4	0	4	0-0	0-0	1	0	0
Regular Season Totals		15/1	13	0	13	0-0	0-0	3	0	0
Jan 8	vs. Pittsburgh*§	S	8	0	8	0-0	0-0	1	0	0
Jan 14	at New England†	S	3	4	7	0-0	0-0	0	0	0
Postseason Totals		2/2	11	4	15	0-0	0-0	1	0	0
SAFC Wild Card Game; †AFC Divisional Playoff Game										

§AFC Wild Card Game; †AFC Divisional Playoff Game

2012 DENVER (13-3)			TACKLES							
Date	Opponent	P/S	UT	A	TT	S-Yds.	I-Yds.	PD	FF	FR
Sep 9	vs. Pittsburgh*	P	0	0	0	0-0	0-0	0	0	0
Sep 17	at Atlanta	P	0	0	0	0-0	0-0	0	0	0
Sep 23	vs. Houston	P	0	0	0	0-0	0-0	0	0	0
Sep 30	vs. Oakland*	P	1	0	1	0-0	0-0	0	0	0
Oct 7	at New England	P	0	0	0	0-0	0-0	0	0	0
Oct 15	at San Diego*	P	0	0	0	0-0	0-0	0	0	0
Oct 28	vs. New Orleans*	P	0	0	0	0-0	0-0	0	0	0
Nov 4	at Cincinnati*	P	0	0	0	0-0	0-0	0	0	0
Nov 11	at Carolina*	P	0	0	0	0-0	0-0	0	0	0
Nov 18	vs. San Diego*	P	1	0	1	0-0	0-0	0	0	0
Nov 25	at Kansas City*	P	0	0	0	0-0	1--2	1	0	0
Dec 2	vs. Tampa Bay*	P	0	0	0	0-0	0-0	0	0	0
Dec 6	at Oakland*	P	0	0	0	0-0	0-0	0	0	0
Dec 16	at Baltimore*	P	0	0	0	0-0	0-0	0	0	0
Dec 23	vs. Cleveland*	P	0	0	0	0-0	0-0	0	0	0
Dec 30	vs. Kansas City*	P	0	0	0	0-0	0-0	0	0	0
Regular Season Totals		16/0	2	0	2	0-0	1--2	1	0	0
Jan 12	vs. Baltimore†	P	0	0	0	0-0	0-0	0	0	0
Postseason Totals		1/0	0	0	0	0-0	0-0	0	0	0
†AFC Divisional Playoff Game										

†AFC Divisional Playoff Game

2013 DENVER (13-3)			TACKLES							
Date	Opponent	P/S	UT	A	TT	S-Yds.	I-Yds.	PD	FF	FR
Sep 5	vs. Baltimore*	P	0	0	0	0-0	0-0	0	0	0
Sep 15	at N.Y. Giants*	P	1	0	1	0-0	0-0	0	0	0
Sep 23	vs. Oakland*	P	0	0	0	0-0	0-0	0	0	0
Sep 29	vs. Philadelphia*	P	0	0	0	0-0	0-0	0	0	0
Oct 6	at Dallas*	P	0	0	0	0-0	0-0	0	0	0
Oct 13	vs. Jacksonville*	P	0	0	0	0-0	0-0	0	0	0
Oct 20	at Indianapolis	P	0	0	0	0-0	0-0	0	0	0
Oct 27	vs. Washington*	P	0	0	0	0-0	0-0	0	0	0
Nov 10	at San Diego*	P	2	0	2	0-0	0-0	0	0	0
Nov 17	vs. Kansas City*	P	0	0	0	0-0	0-0	0	0	0
Nov 24	at New England	P	0	2	2	0-0	0-0	0	0	0
Dec 1	at Kansas City*	P	5	0	5	0-0	0-0	0	0	0
Dec 8	vs. Tennessee*	P	1	0	1	0-0	0-0	0	0	0
Dec 12	vs. San Diego	P	0	0	0	0-0	0-0	0	0	0
Dec 22	at Houston*	P	0	0	0	0-0	0-0	0	0	0
Dec 29	at Oakland*	P	5	0	5	0-0	0-0	0	0	0
Regular Season Totals		16/0	14	2	16	0-0	0-0	0	0	0
Jan 12	vs. San Diego*†	P	0	0	0	0-0	0-0	0	0	0
Jan 19	vs. New England*#	P	1	0	1	0-0	0-0	0	0	0
Feb 2	vs. Seattle§	P	0	0	0	0-0	0-0	0	0	0
Postseason Totals		3/0	1	0	1	0-0	0-0	0	0	0
†AFC Divisional Playoff Game; #AFC Championship Game; §Super Bowl XLVIII										

†AFC Divisional Playoff Game; [#]AFC Championship Game; [§]Super Bowl XLVIII

2014 DENVER (12-4)		TACKLES								
Date	Opponent	P/S	UT	A	TT	S-Yds.	I-Yds.	PD	FF	FR
Sep 7	vs. Indianapolis*	P	0	0	0	0-0	0-0	0	0	0
Sep 14	vs. Kansas City*				INACTIVE					
Sep 21	at Seattle	P	0	0	0	0-0	0-0	0	0	0
Oct 5	vs. Arizona*				INACTIVE					
Oct 12	at N.Y. Jets*	P	0	0	0	0-0	0-0	0	0	0
Oct 19	vs. San Francisco*	P	0	0	0	0-0	0-0	0	0	0
Oct 23	vs. San Diego*	P	0	0	0	0-0	0-0	0	0	0
Nov 2	at New England	P	0	0	0	0-0	0-0	0	0	0
Nov 9	at Oakland*	P	0	0	0	0-0	0-0	0	0	0
Nov 16	at St. Louis	P	0	0	0	0-0	0-0	0	0	0
Nov 23	vs. Miami*	P	0	0	0	0-0	0-0	0	0	0
Nov 30	at Kansas City*	P	0	0	0	0-0	0-0	0	0	0
Dec 7	vs. Buffalo*	P	9	0	9	0-0	0-0	1	1	0
Dec 14	at San Diego*	P	2	1	3	0-0	0-0	0	0	0
Dec 22	at Cincinnati	P	2	3	5	0-0	0-0	1	1	0
Dec 28	vs. Oakland*	S	3	1	4	0-0	0-0	1	0	0
Regular Season Totals		14/1	16	5	21	0-0	0-0	3	2	0
Jan 11	vs. Indianapolis†	P	3	0	3	0-0	0-0	0	0	0
Postseason Totals		1/0	3	0	3	0-0	0-0	0	0	0
†AFC Divisional Playoff Game										

†AFC Divisional Playoff Game



ISAIAH BURSE

19

WIDE RECEIVER

5-10 • 187 • 2ND YR. • FRESNO STATE

BORN: Dec. 8, 1991, in Modesto, Calif.

HIGH SCHOOL: Modesto (Calif.) Christian High School

ACQUIRED: College Free Agent, 2014

NFL YEAR: 2nd • YEAR WITH BRONCOS: 2nd

NFL GAMES PLAYED/STARTED: 12/0



BURSE AT A GLANCE:

- A second-year wide receiver who made the Broncos' 2014 opening-week roster as a college free agent and appeared in 12 games on special teams and offense.
- Returned 29 punts for 211 yards (7.3 avg.) with a long of 22 yards as a rookie in 2014.
- Saw action in all 52 possible games (25 starts) at Fresno State University and totaled 209 receptions for 2,503 yards (12.0 avg.) with 15 touchdowns on offense.
- Recorded 126 kickoff returns for 2,835 yards (22.5 avg.) and 29 punt returns for 344 yards (11.9 avg.) with two touchdowns for the Bulldogs.
- Named an honorable mention All-Mountain West Conference selection as a senior in 2013 after opening all 13 games and catching 99 passes for 1,026 yards (10.6 avg.) with six touchdowns.
- Entered the NFL with Denver as a college free agent on May 12, 2014.

CAREER TRANSACTIONS: Signed by Denver as a college free agent 5/12/14; Waiver by Denver 12/6/14; Signed by Denver (practice squad) 12/8/14; Signed by Denver to a future contract 1/12/15.



2014: Burse, who entered the NFL with the Broncos as a college free agent on May 12, appeared in 12 regular-season games as a rookie and totaled 29 kickoff returns for 211 yards (7.3 avg.) with a long of 22 yards... Made his Broncos debut in the season opener vs. Ind. (9/7)... Recorded a career-high 52 yards on four punt returns (13.0 avg.) at Oak. (11/9)... Returned a punt for a career-long 22 yards in the first quarter at K.C. (11/30) to set up Denver's second touchdown of the game... Waived by Denver on Dec. 6, before being signed to the club's practice squad for the remainder of the season.

COLLEGE: Burse saw action in all 52 possible games (25 starts) for Fresno State University and totaled 209 receptions for 2,503 yards (12.0 avg.) with 15 touchdowns on offense in addition to 126 kickoff returns for 2,835 yards (22.5 avg.) and 29 punt returns for 344 yards (11.9 avg.) with two touchdowns... Added four rushing touchdowns and one passing score while compiling a school-record 5,873 all-purpose yards during his collegiate career... Named an honorable mention All-Mountain West Conference selection as a senior in 2013 after opening all 13 games and catching 99 passes for 1,026 yards (10.6 avg.) with six touchdowns.

PERSONAL: Attended Modesto (Calif.) Christian High School, where he completed 363-of-637 passes for 6,890 yards and 87 scores and rushed 545 times for 4,003 yards (7.3 avg.) during his prep career... Played on both sides of the ball as a senior and led his team to a 15-0 record and the CIF Small School State Championship... Majored in criminology corrections at Fresno State... Isaiah Burse was born on Dec. 8, 1991.

BURSE'S REGULAR SEASON RECORD

		RECEIVING								PUNT RETURNS						KICKOFF RETURNS				
Year	Club	G	S	No.	Yds.	Avg.	LG	TD	No.	Yds.	Avg.	LG	TD	No.	Yds.	Avg.	LG	TD		
2014	Denver	12	0	0	0	0.0	—	0	29	211	7.3	22	0	1	7	7.0	7	0		
CAREER TOTALS		12	0	0	0	0.0	—	0	29	211	7.3	22	0	1	7	7.0	7	0		

ISAIAH BURSE'S CAREER GAME-BY-GAME

(Victories asterisked)

2014 DENVER (12-4)			PUNT RETURNS					KICKOFF RETURNS					SCORING	
Date	Opponent	P/S	No.	Yds.	Avg.	LG	TD	No.	Yds.	Avg.	LG	TD	2pt.	Pts.
Sep 7	vs. Indianapolis*	P	3	4	1.3	4	0	0	0	0.0	—	0	0	0
Sep 14	vs. Kansas City*	P	0	0	0	—	0	0	0	0.0	—	0	0	0
Sep 21	at Seattle	P	2	15	7.5	15	0	0	0	0.0	—	0	0	0
Oct 5	vs. Arizona*	P	6	38	6.3	15	0	0	0	0.0	—	0	0	0
Oct 12	at N.Y. Jets*	P	0	0	0.0	—	0	0	0	0.0	—	0	0	0
Oct 19	vs. San Francisco*	P	3	22	7.3	9	0	1	7	7.0	7	0	0	0
Oct 23	vs. San Diego*	P	2	18	9.0	14	0	0	0	0.0	—	0	0	0
Nov 2	at New England	P	1	9	9.0	9	0	0	0	0.0	—	0	0	0
Nov 9	at Oakland*	P	4	52	13.0	21	0	0	0	0.0*	—	0	0	0
Nov 16	at St. Louis	P/S	1	0	0.0	0	0	0	0	0.0	—	0	0	0
Nov 23	vs. Miami*	P	3	12	4.0	12	0	0	0	0.0	—	0	0	0
Nov 30	at Kansas City*	P	4	41	10.3	22	0	0	0	0.0	—	0	0	0

Games 13-16

WAIVED BY DENVER ON DEC. 6
PRACTICE SQUAD

Regular Season Totals	12/0	29	211	7.3	22	0	1	7	7.0	7	0	0	0	0
------------------------------	-------------	-----------	------------	------------	-----------	----------	----------	----------	------------	----------	----------	----------	----------	----------



JOSH BUSH

20

SAFETY



5-11 • 205 • 4TH YR. • WAKE FOREST

BORN: March 6, 1989, in Lexington, N.C.

HIGH SCHOOL: West Davidson High School, Lexington, N.C.

ACQUIRED: Free Agent, 2014

NFL YEAR: 4th • YEAR WITH BRONCOS: 2nd

NFL GAMES PLAYED/STARTED: 37/0 • POSTSEASON GP/GS: 1/0

BUSH AT A GLANCE:

- A fourth-year safety who has played 37 career games in his first three seasons with the New York Jets (2012-14) and Denver Broncos (2014).
- Totaled 10 tackles (7 solo), one interception (5 yds.), one pass defended, one forced fumble and 21 special-teams stops over his first three seasons.
- Played 46 games (29 starts) at Wake Forest University and recorded 134 tackles, seven interceptions, 16 passes defended and one fumble recovery as a Demon Deacon.
- Joined the Broncos as a practice-squad signee on Nov. 18, 2014.
- Selected by the N.Y. Jets in the sixth round (187th overall) of the 2012 NFL Draft.

CAREER TRANSACTIONS: Signed by N.Y. Jets as a draft choice 5/6/12; Waived by N.Y. Jets 10/15/14; Signed by Denver (practice squad) 11/18/14; Signed by Denver (active roster) 12/17/14.



2014: Bush combined to play five regular-season games with the N.Y. Jets and Broncos... Appeared in three contests for the Jets before being waived by the club on Oct. 15... Signed to Denver's practice squad on Nov. 18 before being promoted to the active roster on Dec. 17... Saw action in Denver's final two regular-season games, recording his first career interception (5 yds.) vs. Oak. (12/28)... Played in Denver's AFC Divisional Playoff Game vs. Ind. (1/11).

2013: Bush played all 16 games for the second consecutive season, totaling 11 special-teams tackles along with 10 defensive tackles, one pass defended and one forced fumble... Recorded five tackles and one forced fumble on *Monday Night Football* at Atl. (10/7).

2012: Selected by the Jets in the sixth round (187th overall) of the 2012 NFL Draft, Bush played all 16 games as a rookie and finished third on the team with 14 special-teams stops... Led the team with two special-teams tackles in his NFL debut vs. Buf. (9/9)... Logged a team-high four special-teams tackles at N.E. (10/21).

COLLEGE: Bush saw action at both safety and cornerback at Wake Forest University, starting 29-of-46 games, notching 134 tackles, seven interceptions, 16 passes defended and one fumble recovery for the Demon Deacons... Started all 13 games as a senior and was named a first-team All-Atlantic Coast Conference after returning to the safety position.

PERSONAL: Bush was named Davidson County Defensive Player of the Year in 2006 as a senior and was also a three-time all-conference selection and two-time all-county choice at West Davidson High School... Amassed more than 3,200 career all-purpose yards on offense, playing wide receiver until moving to quarterback his senior season... Named an all-conference baseball player as a junior in high school... Majored in communications at Wake Forest... Josh Bush was born on March 6, 1989, in Lexington, N.C.

BUSH'S REGULAR SEASON RECORD

Year	Club	G	S	UT	A	TT	S-Yds.	I-Yds.	PD	FF	FR	TD-Int.	TD-FR	S	Pts.
2012	N.Y. Jets	16	0	1	1	2	0-0	0-0	0	0	0	0	0	0	0
2013	N.Y. Jets	16	0	6	2	8	0-0	0-0	0	1	0	0	0	0	0
2014	NYJ/Den.	5	0	0	0	0	0-0	1-5	1	0	0	0	0	0	0
CAREER TOTALS		37	0	7	3	10	0-0	1-5	1	1	0	0	0	0	0

ADDITIONAL STATISTICS: Special-teams tackles — 2012 (9), 2013 (9), 2014 (3), TOTAL (21).

BUSH'S POSTSEASON RECORD

Year	Club	G	S	UT	A	TT	S-Yds.	I-Yds.	PD	FF	FR	TD-Int.	TD-FR	S	Pts.
2014	Denver	1	0	0	0	0	0-0	0-0	0	0	0	0	0	0	0
CAREER TOTALS		1	0	0	0	0	0-0	0-0	0	0	0	0	0	0	0

BUSH'S SINGLE GAME HIGHS

(Postseason in parentheses)

Tackles — 3, twice, last at Cincinnati, 10/27/13. **Interceptions** — 1 vs. Oakland, 12/28/14 (none). **Interception yards** — 5 vs. Oakland, 12/28/14 (none). **Passes Defended** — 1 vs. Oakland, 12/28/14 (none). **Forced fumbles** — 1 at Atlanta, 10/7/13 (none).

JOSH BUSH'S CAREER GAME-BY-GAME

(Victories asterisked)

2012 N.Y. JETS (6-10)		TACKLES													
Date	Opponent	P/S	UT	A	TT	S-Yds.	I-Yds.	PD	FF	FR					
Sep 9	vs. Buffalo*	P	0	0	0	0	0	0	0	0					
Sept 16	at Pittsburgh	P	0	0	0	0	0	0	0	0					
Sept 23	at Miami*	P	0	0	0	0	0	0	0	0					
Sept 30	vs. San Francisco	P	0	0	0	0	0	0	0	0					
Oct 8	vs. Houston	P	0	0	0	0	0	0	0	0					
Oct 14	vs. Indianapolis*	P	0	0	0	0	0	0	0	0					
Oct 21	at New England	P	0	0	0	0	0	0	0	0					
Oct 28	vs. Miami	P	1	0	1	0	0	0	0	0					
Nov 11	at Seattle	P	0	0	0	0	0	0	0	0					
Nov 18	at St. Louis*	P	0	0	0	0	0	0	0	0					
Nov 25	vs. New England	P	0	0	0	0	0	0	0	0					
Dec 2	vs. Arizona*	P	0	0	0	0	0	0	0	0					
Dec 9	at Jacksonville*	P	0	0	0	0	0	0	0	0					
Dec 16	at Tennessee	P	0	0	0	0	0	0	0	0					
Dec 23	vs. San Diego	P	0	0	0	0	0	0	0	0					
Dec 30	at Buffalo	P	1	0	1	0	0	0	0	0					
Regular Season Totals			16/0	2	0	2	0-0	0	0	0					

2013 N.Y. JETS (8-8)		TACKLES													
Date	Opponent	P/S	UT	A	TT	S-Yds.	I-Yds.	PD	FF	FR					
Sept 8	vs. Tampa Bay*	P	1	0	1	0	0	0	0	0					
Sept 12	at New England	P	0	0	0	0	0	0	0	0					
Sept 22	vs. Buffalo*	P	0	0	0	0	0	0	0	0					
Sept 29	at Tennessee	P	0	0	0	0	0	0	0	0					
Oct 7	at Atlanta*	P	3	0	3	0	0	0	0	0					
Oct 13	vs. Pittsburgh	P	0	0	0	0	0	0	0	0					
Oct 20	vs. New England*	P	0	0	0	0	0	0	0	0					
Oct 27	at Cincinnati	P	2	1	3	0	0	0	0	0					
Nov 3	vs. New Orleans*	P	0	0	0	0	0	0	0	0					
Nov 17	at Buffalo	P	0	0	0	0	0	0	0	0					
Nov 24	at Baltimore	P	0	0	0	0	0	0	0	0					
Dec 1	vs. Miami	P	0	1	1	0	0	0	0	0					
Dec 8	vs. Oakland*	P	0	0	0	0	0	0	0	0					
Dec 15	at Carolina	P	0	0	0	0	0	0	0	0					
Dec 22	vs. Cleveland*	P	0	0	0	0	0	0	0	0					
Dec 29	at Miami*	P	0	0	0	0	0	0	0	0					
Regular Season Totals			16/0	6	2	8	0-0	0	0	0					

2014 NYJ (4-12) / DEN (12-4)

TACKLES

Date	Opponent	P/S	UT	A	TT	S-Yds.	I-Yds	PD	FF	FR
Sep 7	vs. Oakland				INACTIVE					
Sep 14	at Green Bay				INACTIVE					
Sep 22	vs. Chicago	P	0	0	0	0-0	0-0	0	0	0
Sep 28	vs. Detroit	P	0	0	0	0-0	0-0	0	0	0
Oct 5	at San Diego	P	0	0	0	0-0	0-0	0	0	0
Oct 12	vs. Denver				INACTIVE					
WAIVED BY N.Y. JETS ON OCT. 15 / SIGNED BY DENVER (PRACTICE SQUAD) ON NOV. 18										
PRACTICE SQUAD										
Games 12-14										
Dec 22	at Cincinnati	P	0	0	0	0-0	0-0	0	0	0
Dec 28	vs. Oakland*	P	0	0	0	0-0	1-5	1	0	0
Regular Season Totals		5/0	0	0	0	0-0	1-5	1	0	0
Jan 11	vs. Indianapolis†	P	0	0	0	0-0	0-0	0	0	0
Postseason Totals		1/0	0	0	0	0-0	0-0	0	0	0

†AFC Divisional Playoff Game



ANDRE CALDWELL

12

WIDE RECEIVER

6-0 • 200 • 8TH YR. • FLORIDA

BORN: April 15, 1985, in Tampa Fla.

HIGH SCHOOL: Thomas Jefferson High School, Tampa, Fla.

ACQUIRED: Unrestricted Free Agent (Cincinnati), 2012

NFL YEAR: 8th • YEAR WITH BRONCOS: 4th

NFL GAMES PLAYED/STARTED: 91/18 • POSTSEASON GP/GS: 5/1



CALDWELL AT A GLANCE:

- An eighth-year wide receiver in his fourth year with the Broncos who has appeared in 91 games (18 starts) and totaled 146 receptions for 1,437 yards (9.8 avg.) with nine touchdowns in his first seven NFL seasons with Cincinnati (2008-11) and Denver (2012-14).
- Averaged nearly 38 receptions per year with Cincinnati from 2009-11, highlighted by his '09 campaign in which he played all 16 games (3 starts) and set career highs in catches (51), receiving yards (432) and touchdowns (3).
- Played 53 career games at the University of Florida and left as the school's all-time leader in receptions (185), while ranking third in Gator annals in receiving yards (2,349).
- Younger brother of Reche Caldwell, who played six NFL seasons with San Diego (2002-05), New England (2006) and Washington (2007).
- Joined the Broncos as an unrestricted free agent on March 30, 2012.
- Selected by Cincinnati in the third round (97th overall) of the 2008 NFL Draft.

CAREER TRANSACTIONS: Signed by Cincinnati as a draft choice 7/27/08; Signed by Denver as an unrestricted free agent 3/30/12.



2014: Caldwell played all 16 regular-season games (2 starts), totaling five catches for 47 yards (9.4 avg.) on offense and returning 12 kickoffs for 278 yards (23.2 avg.)... Recorded a career-long 54-yard kickoff return in the fourth quarter vs. K.C. (9/14)... Led the team with two special-teams tackles at Cin. (12/22).

2013: Caldwell played all 16 regular-season games (2 starts) for the second time in his career... Caught 16 passes for 200 yards (12.5 avg.) and tied a career-high with three touchdown receptions... Saw action in all three postseason games and contributed two catches for 26 yards (13.0 avg.)... Caught his longest pass as a Bronco, a 36-yard reception at NYG (9/15)... Posted his first career multi-touchdown game, finishing with a game-high six catches and 59 yards with a pair of scores vs. S.D. (12/12).

2012: Caldwell played eight games in his first season with the Broncos and totaled one reception for 18 yards, one rush for 14 yards and one special-teams tackle... Inactive for eight regular-season contests as well as Denver's AFC Divisional Playoff Game vs. Bal. (1/12).

2011: Caldwell played 13 games (2 starts) for the Bengals and totaled 37 receptions for 317 yards (8.6 avg.) and tied a career-high with three touchdowns... Posted multiple catches in 11-of-13 games played... Recorded the longest touchdown reception (49 yds.) of his career at Bal. (11/20)... Missed the Bengals' final three regular-season games and the postseason due to a hernia... Placed on injured reserve on Dec. 27.

2010: Caldwell saw action in 15 games, including a career-high five starts, and registered 25 receptions for 345 yards (13.8 avg.)... Totaled the three highest receiving yardage outputs of his career over the last three weeks of the season, averaging five receptions and 90 yards per game over that span... Set career-highs in catches (7) and receiving yards (94) in Cincinnati's season finale at Bal. (1/2).

2009: Caldwell played all 16 games (3 starts) for the first time in his career and tallied a career-best 51 receptions for 432 yards (8.5 avg.) with three touchdowns for Cincinnati... Returned 29 kickoffs for 539 yards (18.6 avg.)... Recorded two catches for 25 yards (12.5 avg.) in Cincinnati's AFC Wild Card Game vs. NYJ (1/9)... Produced multiple receptions in 15-of-17 games played, including the postseason.

2008: Selected by the Bengals in the third round (97th overall) of the 2008 NFL Draft, Caldwell played seven games (4 starts) as a rookie and caught 11 passes for 78 yards (7.1 avg.)... Returned 13 kickoffs for 338 yards (26.0 avg.)... Made his NFL debut vs. Pit. (10/19) and returned three kickoffs for 88 yards (29.3 avg.)... Made three receptions for 26 yards (8.7 avg.) in his first career start at Pit. (11/20).

COLLEGE: Caldwell played 53 games for the University of Florida and left as the school's all-time receptions leader (185) while ranking third all-time in receiving yards (2,349)... Accounted for 20 total touchdowns (16 receiving, 4 rushing)... Totaled 56 receptions for 761 yards (13.6 avg.) with seven touchdowns as a senior in 2007... Caught a touchdown pass in Florida's national title game victory over Ohio State to cap his junior campaign... Played all 13 games as a true freshman in 2003 and earned Southeastern Conference All-Freshman Team honors from *The Sporting News*.

PERSONAL: Caldwell attended Thomas Jefferson High School in Tampa, Fla., where he earned senior All-America honors from *Parade* and *SuperPrep* after scoring 38 touchdowns and leading his team to a 13-2 record and a berth in the state title game... Older brother, Reche Caldwell, played six seasons as a wide receiver in the NFL with San Diego (2002-05), New England (2006) and Washington (2007)... Majored in sociology at Florida... Andre Caldwell, who is nicknamed 'Bubba,' was born on April 15, 1985, in Tampa, Fla.

CALDWELL'S REGULAR SEASON RECORD

Year	Club	G	S	RECEIVING					KICKOFF RETURNS					SCORING				
				No.	Yds.	Avg.	LG	TD	No.	Yds.	Avg.	LG	TD	TD	TDr	TDp	TDrt	2pt Pts.
2008	Cincinnati	7	4	11	78	7.1	15	0	13	338	26.0	43	0	0	0	0	0	0
2009	Cincinnati	16	3	51	432	8.5	24	3	29	539	18.6	39	0	3	0	3	0	18
2010	Cincinnati	15	5	25	345	13.8	53	0	3	79	26.3	32	0	0	0	0	0	0
2011	Cincinnati	13	2	37	317	8.6	49†	3	0	0	0.0	—	0	3	0	3	0	18
2012	Denver	8	0	1	18	18.0	18	0	0	0	0.0	—	0	0	0	0	0	0
2013	Denver	16	2	16	200	12.5	36	3	6	141	23.5	34	0	3	0	3	0	18
2014	Denver	16	2	5	47	9.4	15	0	12	278	23.2	54	0	0	0	0	0	0
CAREER TOTALS		91	18	146	1,437	9.8	53	9	631	375	21.8	54	0	7	0	7	0	54
BRONCOS TOTALS		40	4	22	265	12.0	36	3	18	419	23.3	54	0	3	0	3	0	18

ADDITIONAL STATISTICS: Rushing — 2008 (5-53, 10.6 avg., 16 LG, 0 TD), 2009 (3-22, 7.3 avg., 15 LG, 0 TD), 2010 (1-2, -2.0 avg., -2 LG, 0 TD), 2012 (1-14, 14.0 avg., 14 LG, 0 TD), 2013 (1-7, 7.0 avg., 7 LG, 0 TD), TOTAL (11-94, 8.5 avg., 26 LG, 0 TD). Special-teams tackles — 2008 (1), 2010 (2), 2011 (1), 2013 (4), 2014 (5) TOTAL (12). Fumble recoveries — 2014 (2) TOTAL (2).

CALDWELL'S POSTSEASON RECORD

Year	Club	G	S	RECEIVING					KICKOFF RETURNS					SCORING				
				No.	Yds.	Avg.	LG	TD	No.	Yds.	Avg.	LG	TD	TD	TDr	TDp	TDrt	2pt Pts.
2009	Cincinnati	1	1	2	25	12.5	13	0	0	0	0.0	—	0	0	0	0	0	0
2013	Denver	3	0	2	26	13.0	15	0	0	0	0.0	—	0	0	0	0	0	0
2014	Denver	1	0	0	0	0.0	—	0	0	0	0.0	—	0	0	0	0	0	0
CAREER TOTALS		5	1	4	51	12.8	15	0	0	0	0.0	—	0	0	0	0	0	0

CALDWELL'S SINGLE-GAME HIGHS

(Postseason in parentheses)

Receptions — 7 at Baltimore, 1/2/11 (2 vs. N.Y. Jets, 1/9/10). **Receiving yards** — 94 at Baltimore, 1/2/11 (25 vs. N.Y. Jets, 1/9/10). **Longest reception** — 53 vs. Cleveland, 12/19/10 (15 vs. San Diego, 1/12/13). **Receiving touchdowns** — 2 vs. San Diego, 12/12/13 (none). **Kick returns** — 6 at Indianapolis, 12/7/08 (none). **Kick return yards** — 154 at Indianapolis, 12/7/08 (none). **Longest kick return** — 54 vs. Kansas City, 9/14/14 (none). **Kick return touchdowns** — None (none).

ANDRE CALDWELL'S CAREER GAME-BY-GAME

(Victories asterisked)

2008 CINCINNATI (4-11-1)			RECEIVING					KICK RETURNS					SCORING		
Date	Opponent	P/S	No.	Yds.	Avg.	LG	TD	No.	Yds.	Avg.	LG	TD	2pt	Pts.	
Sep 7	at Baltimore														
Sep 14	vs. Tennessee														
Sep 21	at N.Y. Giants														
Sep 28	vs. Cleveland														
Oct 5	at Dallas														
Oct 12	at N.Y. Jets														
Oct 19	vs. Pittsburgh														
Oct 26	at Houston														
Nov 2	vs. Jacksonville*														
Nov 16	vs. Philadelphia														
Nov 20	at Pittsburgh	S	3	26	8.7	15	0	0	0	0.0	—	0	0	0	0
Nov 30	vs. Baltimore	P	0	0	0.0	—	0	2	57	28.5	43	0	0	0	0
Dec 7	at Indianapolis	S	1	6	6.0	6	0	6	158	26.3	31	0	0	0	0
Dec 14	vs. Washington*	P	1	4	4.0	4	0	1	18	18.0	18	0	0	0	0
Dec 21	at Cleveland*	S	1	8	8.0	8	0	0	0	0.0	—	0	0	0	0
Dec 28	vs. Kansas City*	S	5	34	6.8	13	0	1	17	17.0	17	0	0	0	0
Regular Season Totals			7/4	11	78	7.1	15	0	13	338	26.0	43	0	0	0

2009 CINCINNATI (10-6)			RECEIVING					KICK RETURNS					SCORING	
Date	Opponent	P/S	No.	Yds.	Avg.	LG	TD	No.	Yds.	Avg.	LG	TD	2pt.	Pts.
Sep 13	vs. Denver	P	6	54	9.0	14	0	2	48	24.0	29	0	0	0
Sep 20	at Green Bay*	P	2	16	8.0	8	0	3	67	22.3	29	0	0	0
Sep 27	vs. Pittsburgh*	P	6	52	8.7	14	1	5	104	20.8	39	0	0	6
Oct 4	at Cleveland*	P	2	26	13.0	24	0	4	71	17.8	21	0	0	0
Oct 11	at Baltimore*	P	2	33	16.5	20t	1	3	56	18.7	33	0	0	6
Oct 18	vs. Houston	P	6	57	9.5	14	0	5	85	17.0	32	0	0	0
Oct 25	vs. Chicago*	P	2	19	9.5	12	0	2	35	17.5	19	0	0	0
Nov 8	vs. Baltimore*	P	3	15	5.0	9	1	2	17	8.5	16	0	0	6
Nov 15	at Pittsburgh*	S	4	23	5.8	8	0	0	0	0.0	—	0	0	0
Nov 22	at Oakland	P	3	35	11.7	17	0	2	40	20.0	22	0	0	0
Nov 29	vs. Cleveland*	P	3	33	11.0	13	0	0	0	0.0	—	0	0	0
Dec 6	vs. Detroit*	P	0	0	0.0	—	0	1	16	16.0	16	0	0	0
Dec 13	at Minnesota	P	4	25	6.3	7	0	0	0	0.0	—	0	0	0
Dec 20	at San Diego	S	5	22	4.4	16	0	0	0	0.0	—	0	0	0
Dec 27	vs. Kansas City*	P	3	22	7.3	9	0	0	0	0.0	—	0	0	0
Jan 3	at N.Y. Jets	S	0	0	0.0	—	0	0	0	0.0	—	0	0	0
Regular Season Totals			16/3	51	432	8.5	24	3	29	539	18.6	39	0	18
Jan 9	vs. N.Y. Jets§	S	2	25	12.5	13	0	0	0	0.0	—	0	0	0
Postseason Totals			1/1	2	25	12.5	13	0	0	0	0.0	—	0	0

2010 CINCINNATI (4-12)			RECEIVING					KICK RETURNS					SCORING	
Date	Opponent	P/S	No.	Yds.	Avg.	LG	TD	No.	Yds.	Avg.	LG	TD	2pt.	Pts.
Sep 12	at New England					INACTIVE								
Sep 19	vs. Baltimore*	P	0	0	0.0	—	0	0	0	0.0	—	0	0	0
Sep 26	at Carolina*	P	1	8	8.0	8	0	0	0	0.0	—	0	0	0
Oct 3	at Cleveland	P	3	15	5.0	7	0	0	0	0.0	—	0	0	0
Oct 10	vs. Tampa Bay	S	4	33	8.3	19	0	0	0	0.0	—	0	0	0
Oct 24	at Atlanta	P	1	10	10.0	10	0	0	0	0.0	—	0	0	0
Oct 31	vs. Miami	S	0	0	0.0	—	0	0	0	0.0	—	0	0	0
Nov 8	vs. Pittsburgh	P	0	0	0.0	—	0	0	0	0.0	—	0	0	0
Nov 14	at Indianapolis	P	0	0	0.0	—	0	0	0	0.0	—	0	0	0
Nov 21	vs. Buffalo	P	1	9	9.0	9	0	3	79	26.3	32	0	0	0
Nov 25	at N.Y. Jets	P	0	0	0.0	—	0	0	0	0.0	—	0	0	0
Dec 5	vs. New Orleans	P	0	0	0.0	—	0	0	0	0.0	—	0	0	0
Dec 12	at Pittsburgh	P	0	0	0.0	—	0	0	0	0.0	—	0	0	0
Dec 19	vs. Cleveland*	S	4	89	22.3	53	0	0	0	0.0	—	0	0	0
Dec 26	vs. San Diego*	S	4	87	21.8	44	0	0	0	0.0	—	0	0	0
Jan 2	at Baltimore	S	7	94	13.4	39	0	0	0	0.0	—	0	0	0
Regular Season Totals			15/5	25	345	13.8	53	0	3	79	26.3	32	0	0

2011 CINCINNATI (9-7)			RECEIVING					KICK RETURNS					SCORING	
Date	Opponent	P/S	No.	Yds.	Avg.	LG	TD	No.	Yds.	Avg.	LG	TD	2pt.	Pts.
Sep 11	at Cleveland*	P	0	0	0.0	—	0	0	0	0.0	—	0	0	0
Sep 18	at Denver	P	3	27	9.0	10t	1	0	0	0.0	—	0	0	6
Sep 25	vs. San Francisco	S	6	53	8.8	14	0	0	0	0.0	—	0	0	0
Oct 2	vs. Buffalo*	P	2	17	8.5	9	0	0	0	0.0	—	0	0	0
Oct 9	at Jacksonville*	P	2	13	6.5	8	0	0	0	0.0	—	0	0	0
Oct 16	vs. Indianapolis*	P	4	32	8.0	14	0	0	0	0.0	—	0	0	0
Oct 30	at Seattle*	P	4	31	7.8	10	0	0	0	0.0	—	0	0	0
Nov 6	at Tennessee*	P	5	22	4.4	7	1	0	0	0.0	—	0	0	6
Nov 13	vs. Pittsburgh	P	3	25	8.3	11	0	0	0	0.0	—	0	0	0
Nov 20	at Baltimore	S	3	63	21.0	49t	1	0	0	0.0	—	0	0	6
Nov 27	vs. Cleveland*	P	3	24	8.0	16	0	0	0	0.0	—	0	0	0
Dec 4	at Pittsburgh	P	0	0	0.0	—	0	0	0	0.0	—	0	0	0
Dec 11	vs. Houston	P	2	10	5.0	8	0	0	0	0.0	—	0	0	0
Dec 18	at St. Louis*					INACTIVE								
Dec 24	vs. Arizona*					INACTIVE								
PLACED ON INJURED RESERVE ON DEC. 27														
Regular Season Totals			13/2	37	317	8.6	49t	3	0	0	0.0	—	0	18

2012 DENVER (13-3)			RECEIVING					KICK RETURNS					SCORING	
Date	Opponent	P/S	No.	Yds.	Avg.	LG	TD	No.	Yds.	Avg.	LG	TD	2pt.	Pts.
Games 1-3						INACTIVE								
Sep 30	vs. Oakland*	P	0	0	0.0	—	0	0	0	0.0	—	0	0	0
Oct 7	at New England	P	0	0	0.0	—	0	0	0	0.0	—	0	0	0
Oct 15	at San Diego*	P	0	0	0.0	—	0	0	0	0.0	—	0	0	0
Oct 28	vs. New Orleans*	P	0	0	0.0	—	0	0	0	0.0	—	0	0	0
Nov 4	at Cincinnati*					INACTIVE								
Nov 11	at Carolina*	P	0	0	0.0	—	0	0	0	0.0	—	0	0	0
Nov 18	vs. San Diego*					INACTIVE								
Nov 25	at Kansas City*					INACTIVE								
Dec 2	vs. Tampa Bay*	P	0	0	0.0	—	0	0	0	0.0	—	0	0	0
Dec 6	at Oakland*	P	1	18	18.0	18	0	0	0	0.0	—	0	0	0
Dec 16	at Baltimore*					INACTIVE								
Dec 23	vs. Cleveland*					INACTIVE								
Dec 30	vs. Kansas City*	P	0	0	0.0	—	0	0	0	0.0	—	0	0	0
Regular Season Totals			8/0	1	18	18.0	18	0	0	0	0.0	—	0	0
Jan 12	vs. Baltimore†					INACTIVE								
Regular Season Totals			0/0	0	0	0.0	—	0	0	0	0.0	—	0	0

†AFC Divisional Playoff Game

2013 DENVER (13-3)			RECEIVING					KICK RETURNS					SCORING	
Date	Opponent	P/S	No.	Yds.	Avg.	LG	TD	No.	Yds.	Avg.	LG	TD	2pt.	Pts.
Sep 5	vs. Baltimore*	P	1	28	28.0	28t	1	0	0	0.0	—	0	0	6
Sep 15	at N.Y. Giants*	P	1	36	36.0	36	0	0	0	0.0	—	0	0	0
Sep 23	vs. Oakland*	P	0	0	0.0	—	0	0	0	0.0	—	0	0	0
Sep 29	vs. Philadelphia*	P	1	5	5.0	5	0	0	0	0.0	—	0	0	0
Oct 6	at Dallas*	P	0	0	0.0	—	0	0	0	0.0	—	0	0	0
Oct 13	vs. Jacksonville*	P	0	0	0.0	—	0	0	0	0.0	—	0	0	0
Oct 20	at Indianapolis*	P	0	0	0.0	—	0	0	0	0.0	—	0	0	0
Oct 27	vs. Washington*	P	1	14	14.0	14	0	0	0	0.0	—	0	0	0
Nov 10	at San Diego*	P	0	0	0.0	—	0	0	0	0.0	—	0	0	0
Nov 17	vs. Kansas City*	P	0	0	0.0	—	0	0	0	0.0	—	0	0	0
Nov 24	at New England	P	0	0	0.0	—	0	0	0	0.0	—	0	0	0
Dec 1	at Kansas City*	P	1	4	4.0	4	0	3	59	19.7	24	0	0	0
Dec 8	vs. Tennessee*	P	0	0	0.0	—	0	3	82	27.3	34	0	0	0
Dec 12	vs. San Diego	P	6	59	9.8	15t	2	0	0	0.0	—	0	0	0
Dec 22	at Houston*	S	2	12	6.0	13	0	0	0	0.0	—	0	0	0
Dec 29	at Oakland*	S	3	42	14.0	19	0	0	0	0.0	—	0	0	0
Regular Season Totals		16/2	16	200	12.5	36	3	6	141	23.5	34	0	0	6
Jan 12	vs. San Diego*†	P	1	15	15.0	15	0	0	0	0.0	—	0	0	0
Jan 19	vs. New England*#	P	1	11	11.0	11	0	0	0	0.0	—	0	0	0
Feb 2	vs. Seattle*	P	0	0	0.0	—	0	0	0	0.0	—	0	0	0
Postseason Totals		3/0	2	26	13.0	15	0	0	0	0.0	—	0	0	6

†AFC Divisional Playoff Game; #AFC Championship Game; \$Super Bowl XLVIII

2014 DENVER (12-4)			RECEIVING					KICK RETURNS					SCORING	
Date	Opponent	P/S	No.	Yds.	Avg.	LG	TD	No.	Yds.	Avg.	LG	TD	2pt.	Pts.
Sep 7	vs. Indianapolis*	P	2	16	8.0	8	0	0	0	0.0	—	0	0	0
Sep 14	vs. Kansas City*	P	0	0	0.0	—	0	1	54	54.0	54	0	0	0
Sep 21	at Seattle	P	0	0	0.0	—	0	0	0	0.0	—	0	0	0
Oct 5	vs. Arizona*	S	0	0	0.0	—	0	0	0	0.0	—	0	0	0
Oct 12	at N.Y. Jets*	P	0	0	0.0	—	0	2	32	16.0	21	0	0	0
Oct 19	vs. San Francisco*	P	0	0	0.0	—	0	0	0	0.0	—	0	0	0
Oct 23	vs. San Diego*	S	0	0	0.0	—	0	2	64	32.0	34	0	0	0
Nov 2	at New England	P	0	0	0.0	—	0	3	48	16.0	19	0	0	0
Nov 9	at Oakland*	P	0	0	0.0	—	0	1	30	30.0	30	0	0	0
Nov 16	at St. Louis	P	3	31	10.3	15	0	2	24	12.0	14	0	0	0
Nov 23	vs. Miami*	P	0	0	0.0	—	0	0	0	0.0	—	0	0	0
Nov 30	at Kansas City*	P	0	0	0.0	—	0	0	0	0.0	—	0	0	0
Dec 7	vs. Buffalo*	P	0	0	0.0	—	0	1	26	26.0	26	0	0	0
Dec 14	at San Diego*	P	0	0	0.0	—	0	0	0	0.0	—	0	0	0
Dec 22	at Cincinnati	P	0	0	0.0	—	0	0	0	0.0	—	0	0	0
Dec 28	vs. Oakland*	P	0	0	0.0	—	0	0	0	0.0	—	0	0	0
Regular Season Totals		16/2	5	47	9.4	15	0	12	278	23.2	54	0	0	0
Jan 11	vs. Indianapolis†	P	0	0	0.0	—	0	0	0	0.0	—	0	0	0
Postseason Totals		1/0	0	0	0.0	—	0	0	0	0.0	—	0	0	0

†AFC Divisional Playoff Game



TONY CARTER

32

CORNERBACK

5-9 • 175 • 7TH YR. • FLORIDA STATE

BORN: May 24, 1986, in Tallahassee, Fla.

HIGH SCHOOL: Mandarin High School, Jacksonville, Fla.

ACQUIRED: Free Agent, 2011

NFL YEAR: 7th • YEAR WITH BRONCOS: 6th

NFL GAMES PLAYED/STARTED: 42/3 • POSTSEASON GP/GS: 5/0



CARTER AT A GLANCE

- A seventh-year cornerback who appeared in 42 career regular-season games (3 starts) and five playoff contests with Denver (2009, '11-14) and New England (2010), totaling 42 tackles (37 solo), three interceptions (55 yds.), 22 passes defended and three fumble recoveries during his first six NFL seasons.
- Allowed the fewest completions (27) among players with at least 60 defensive targets during the 2012 season as one of just three NFL players with a fumble recovery for a touchdown and interception for a touchdown.
- Became the 14th player in team history to recover a fumble and intercept a pass in the same game at San Diego (10/15/12).
- Saw action in three regular-season contests and both playoff games for Denver in 2011 after

spending a portion of the year on the team's practice squad.

- Spent the first 13 games of the 2010 season on New England's practice squad before being promoted to the Patriots' active roster for the final three weeks.
- Competed on Denver's practice squad for the first 14 weeks of his rookie year in 2009 before spending the final three weeks of the season on its active roster, playing in two games (1 start).
- Started 33 consecutive games to finish his career at Florida State University, where he opened all 50 games played for his collegiate career.
- Received second-team All-Atlantic Coast Conference honors as a 13-game starter for the Seminoles as a senior.
- Joined the Broncos as a free agent on Nov. 30, 2011.
- Entered the NFL with Denver as a college free agent on April 27, 2009.

CAREER TRANSACTIONS: Signed by Denver as a college free agent 4/27/09; Waived by Denver 9/5/09; Signed by Denver (practice squad) 9/6/09; Signed by Denver (active roster) 12/19/09; Waived/injured by Denver 8/23/10; Signed by New England (practice squad) 9/7/10; Signed by New England (active roster) 12/18/10; Waived by New England 7/29/11; Signed by Minnesota 8/11/11; Waived by Minnesota 9/3/11; Signed by Denver (practice squad) 11/30/11; Signed by Denver (active roster) 12/13/11.



2014: Carter played eight regular-season games for the Broncos, totaling five solo tackles, one pass defended and one fumble recovery... Recovered a fumble and returned it 20 yards for a touchdown vs. Oak. (12/28)... Inactive for Denver's AFC Divisional Playoff Game vs. Ind. (1/11).

2013: Carter played 12 regular-season games (2 starts) for the Broncos and totaled 11 tackles (10 solo), one interception (0 yds.) and eight passes defended in addition to a pair of special-teams stops... Appeared in two playoff games and contributed five tackles (4 solo) to go along with two passes defended... Made his second NFL start and set a career high with four pass breakups that tied for the sixth-most in team history in a single game vs. Bal. (9/5)... Intercepted a pass and matched his career high with four pass breakups and one tackle for loss in Denver's Week 2 win at NYG (9/15)... Set a career postseason high with four tackles and two pass breakups in Denver's AFC Championship Game vs. N.E. (1/19).

2012: Carter set career highs in every category, finishing with 24 tackles, two interceptions, 12 pass breakups, one fumble recovery and two defensive touchdowns (one fumble return, one interception return) in 15 regular-season games... Totaled the most pass breakups (12) in the NFL by a non-starter and tied for third among undrafted players... Represented one of three players to return both an interception and fumble for a touchdown... Allowed the fewest completions (27) among NFL players targeted at least 60 times... Recorded the sixth-longest fumble return for a touchdown in team history (65 yds.) and became the 14th player in Broncos history to recover a fumble and intercept a pass in the same game at S.D. (10/15)... Intercepted Panthers quarterback Cam Newton's pass and returned it 40 yards for his second touchdown of the season at Car. (11/11)... Made a special-teams stop in Denver's AFC Divisional Playoff Game vs. Bal. (1/12).

2011: Carter played in Denver's final three regular-season games and both playoff contests after spending two weeks on the club's practice squad... Signed to the practice squad on Nov. 30... Contributed a special-teams tackle in Denver's AFC Divisional Playoff Game at N.E. (1/14).

2010: Carter was signed to New England's practice squad on Sept. 7 after being waived/injured by Denver on Aug. 23... Spent the first 13 games of the season on the Patriots' practice squad before being promoted to the active roster on Dec. 18... Played two games and contributed one solo tackle on the year.

2009: Carter entered the NFL with the Broncos as a college free agent on April 27 and played two games (1 start) for the club as a rookie, registering one solo tackle, one pass breakup and one fumble recovery... Added two stops on special teams... Joined defensive lineman Chris Baker and punter Britton Colquitt as one of three college free agents to play for Denver as a rookie in 2009... Spent the first 14 weeks of the year on Denver's practice squad before he was signed to its active roster on Dec. 19... Made his NFL debut vs. Oak. (12/20) and recorded one solo tackle, one pass breakup, one fumble recovery and one special-teams stop... Started his first career game at Phi. (12/27) and had one special-teams tackle in that contest.

COLLEGE: Carter started all 50 career games he played at Florida State University and totaled 139 tackles (104 solo), nine interceptions (173 yds.) and 26 pass breakups... Returned three interceptions and one fumble for touchdowns... Added nine career punt returns for 132 yards (14.7 avg.) with one touchdown... Started 33 consecutive games to end his collegiate career... Started all 13 games for FSU as a senior in 2008, earning second-team All-Atlantic Coast Conference honors... Became the first player in Florida State history to return a blocked extra point and a blocked field goal for scores in the same game when he accomplished the feat as a sophomore against Clemson (9/16/06)... Named second-team freshman All-America and freshman All-ACC as a redshirt freshman in 2005, registering a team-high 12 pass breakups while starting all 13 games.

PERSONAL: Carter attended Mandarin High School in Jacksonville, Fla., where he was rated the No. 2 cornerback in the nation by Rivals.com and also saw time at quarterback and wide receiver... Father, Tony Sr., played basketball at Florida State... Carter received a bachelor's degree in social science from Florida State and is working toward a second degree in political science from the school... Tony Lamar Carter Jr. was born on May 24, 1986, in Tallahassee, Fla.

CARTER'S REGULAR SEASON RECORD

Year	Club	G	S	UT	A	TT	S-Yds.	I-Yds.	PD	FF	FR	TD-Int.	TD-FR	S	Pts.
2009	Denver	2	1	1	0	1	0-0	0-0	1	0	1	0	0	0	0
2010	New England	2	0	1	0	1	0-0	0-0	0	0	0	0	0	0	0
2011	Denver	3	0	0	0	0	0-0	0-0	0	0	0	0	0	0	0
2012	Denver	15	0	20	4	24	0-0	2-55	12	0	1	1	1	0	12
2013	Denver	12	2	10	1	11	0-0	1-0	8	0	0	0	0	0	0
2014	Denver	8	0	5	0	5	0-0	0-0	1	0	1	0	1	0	6
CAREER TOTALS		42	3	37	5	42	0-0	3-55	22	0	3	1	2	0	18

ADDITIONAL STATISTICS: Special-teams tackles — 2009 (2), 2012 (2), 2013 (2), TOTAL (6).

CARTER'S POSTSEASON RECORD

Year	Club	G	S	UT	A	TT	S-Yds.	I-Yds.	PD	FF	FR	TD-Int.	TD-FR	S	Pts.
2011	Denver	2	0	0	0	0	0-0	0-0	0	0	0	0	0	0	0
2012	Denver	1	0	1	0	1	0-0	0-0	0	0	0	0	0	0	0
2013	Denver	2	0	4	1	5	0-0	0-0	2	0	0	0	0	0	0
CAREER TOTALS		5	0	5	1	6	0-0	0-0	2	0	0	0	0	0	0

ADDITIONAL STATISTICS: Special-teams tackles — 2011 (1), 2012 (1), TOTAL (2).

CARTER'S SINGLE GAME HIGHS

(Postseason in parentheses)

Tackles — 6 at Oakland, 12/6/12 (4 vs. New England, 1/19/14). **Interceptions** — 1, three times, last at N.Y. Giants, 9/15/13 (none). **Interception return yards** — 40 at Carolina, 11/11/12 (none). **Passes Defended** — 4, twice, last at N.Y. Giants, 9/15/13 (2 vs. New England, 1/19/14). **Fumble recoveries** — 1, three times, last vs. Oakland, 12/28/14 (none). **Fumble return yards** — 65 at San Diego, 10/15/12 (none).

TONY CARTER'S CAREER GAME-BY-GAME

(Victories asterisked)


2009 DENVER (8-8)			TACKLES							
Date	Opponent	P/S	UT	A	TT	S-Yds.	I-Yds.	PBU	FF	FR
Games 1-13										
Dec 20	vs. Oakland	P	1	0	1	0-0	0-0	1	0	1
Dec 27	at Philadelphia	S	0	0	0	0-0	0-0	0	0	0
Jan 3	vs. Kansas City			INACTIVE						
Regular Season Totals		2/1	1	0	1	0-0	0-0	1	0	1
2010 NEW ENGLAND (14-2)			TACKLES							
Date	Opponent	P/S	UT	A	TT	S-Yds.	I-Yds.	PBU	FF	FR
Games 1-13										
Dec 19	vs. Green Bay*	P	0	0	0	0-0	0-0	0	0	0
Dec 26	at Buffalo*			DID NOT PLAY						
Jan 2	vs. Miami*	P	1	0	1	0-0	0-0	0	0	0
Regular Season Totals		2/0	1	0	1	0-0	0-0	0	0	0
2011 DENVER (8-8)			TACKLES							
Date	Opponent	P/S	UT	A	TT	S-Yds.	I-Yds.	PD	FF	FR
Games 1-11										
Games 12-13										
Dec 18	vs. New England	P	0	0	0	0-0	0-0	0	0	
Dec 24	at Buffalo	P	0	0	0	0-0	0-0	0	0	0
Jan 1	vs. Kansas City	P	0	0	0	0-0	0-0	0	0	0
Regular Season Totals		3/0	0	0	0	0-0	0-0	0	0	0
Jan 8	vs. Pittsburgh* [§]	P	0	0	0	0-0	0-0	0	0	0
Jan 14	at New England†	P	0	0	0	0-0	0-0	0	0	0
Postseason Totals		2/0	0	0	0	0-0	0-0	0	0	0
*AFC Wild Card Game; †AFC Divisional Playoff Game										
2012 DENVER (13-3)			TACKLES							
Date	Opponent	P/S	UT	A	TT	S-Yds.	I-Yds.	PBU	FF	FR
Sep 9	vs. Pittsburgh*	P	0	0	0	0-0	0-0	0	0	0
Sep 17	at Atlanta	P	2	0	2	0-0	0-0	1	0	0
Sep 23	vs. Houston	P	1	0	1	0-0	0-0	0	0	0
Sep 30	vs. Oakland*	P	0	0	0	0-0	0-0	0	0	0
Oct 7	at New England	P	0	0	0	0-0	0-0	0	0	0
Oct 15	at San Diego*	P	2	0	2	0-0	1-15	2	0	1
Oct 28	vs. New Orleans*	P	1	0	1	0-0	0-0	2	0	0
Nov 4	at Cincinnati*	P	1	0	1	0-0	0-0	2	0	0
Nov 11	at Carolina*	P	1	1	2	0-0	1-40	1	0	0
Nov 18	vs. San Diego*	P	4	1	5	0-0	0-0	0	0	0
Nov 25	at Kansas City*	P	2	0	2	0-0	0-0	0	0	0
Dec 2	vs. Tampa Bay*	P	0	0	0	0-0	0-0	2	0	0
Dec 6	at Oakland*	P	4	2	6	0-0	0-0	1	0	0
Dec 16	at Baltimore*	P	2	0	2	0-0	0-0	0	0	0
Dec 23	vs. Cleveland*			INACTIVE						
Dec 30	vs. Kansas City*	P	0	0	0	0-0	0-0	1	0	0
Regular Season Totals		15/0	20	4	24	0-0	2-55	12	0	1
Jan 12	vs. Baltimore†	P	1	0	1	0-0	0-0	0	0	0
Postseason Totals		1/0	1	0	1	0-0	0-0	0	0	0
†AFC Divisional Playoff Game										

2013 DENVER (13-3)			TACKLES								
Date	Opponent	P/S	UT	A	TT	S-Yds.	I-Yds.	PBU	FF	FR	
Sep 5	vs. Baltimore*	S	3	1	4	0-0	0-0	4	0	0	
Sep 15	at N.Y. Giants*	P	3	0	3	0-0	1-0	4	0	0	
Sep 23	vs. Oakland*	S	1	0	1	0-0	0-0	0	0	0	
Sep 29	vs. Philadelphia*	P	2	0	2	0-0	0-0	0	0	0	
Oct 6	at Dallas*	P	0	0	0	0-0	0-0	0	0	0	
Oct 13	vs. Jacksonville*				INACTIVE						
Oct 20	at Indianapolis				INACTIVE						
Oct 27	vs. Washington*				INACTIVE						
Nov 10	at San Diego*	P	0	0	0	0-0	0-0	0	0	0	
Nov 17	vs. Kansas City*				INACTIVE						
Nov 24	at New England	P	0	0	0	0-0	0-0	0	0	0	
Dec 1	at Kansas City*	P	0	0	0	0-0	0-0	0	0	0	
Dec 8	vs. Tennessee*	P	0	0	0	0-0	0-0	0	0	0	
Dec 12	vs. San Diego	P	0	0	0	0-0	0-0	0	0	0	
Dec 22	at Houston*	P	0	0	0	0-0	0-0	0	0	0	
Dec 29	at Oakland*	P	1	0	1	0-0	0-0	0	0	0	
Regular Season Totals			12/2	10	1	11	0-0	1-0	8	0	0
Jan 12	vs. San Diego*†				INACTIVE						
Jan 19	vs. New England*#	P	3	1	4	0-0	0-0	2	0	0	
Feb 2	vs. Seattle\$	P	1	0	1	0-0	0-0	0	0	0	
Postseason Totals			2/0	4	1	5	0-0	0-0	2	0	0

†AFC Divisional Playoff Game; #AFC Championship Game; \$Super Bowl XLVIII

2014 DENVER (12-4)			TACKLES							
Date	Opponent	P/S	UT	A	TT	S-Yds.	I-Yds.	PD	FF	FR
Sep 7	vs. Indianapolis*	P	2	0	2	0-0	0-0	1	0	0
Sep 14	vs. Kansas City*				INACTIVE					
Sep 21	at Seattle				INACTIVE					
Oct 5	vs. Arizona*	P	0	0	0	0-0	0-0	0	0	0
Oct 12	at N.Y. Jets*				INACTIVE					
Oct 19	vs. San Francisco*				INACTIVE					
Oct 23	vs. San Diego*	P	0	0	0	0-0	0-0	0	0	0
Nov 2	at New England	P	0	0	0	0-0	0-0	0	0	0
Nov 9	at Oakland*				INACTIVE					
Nov 16	at St. Louis				INACTIVE					
Nov 23	vs. Miami*				INACTIVE					
Nov 30	at Kansas City*	P	2	0	2	0-0	0-0	0	0	0
Dec 7	vs. Buffalo*	P	0	0	0	0-0	0-0	0	0	0
Dec 14	at San Diego*	P	0	0	0	0-0	0-0	0	0	0
Dec 22	at Cincinnati				INACTIVE					
Dec 28	vs. Oakland*	P	1	0	1	0-0	0-0	0	0	1
Regular Season Totals		8/0	5	0	5	0-0	0-0	1	0	1
Jan 11	vs. Indianapolis†				INACTIVE					
Postseason Totals		0/0	0	0	0	0-0	0-0	0	0	0
†AFC Divisional Playoff Game										

†AFC Divisional Playoff Game



JAMES CASEY

80

TIGHT END/FULLBACK

6-3 • 240 • 7TH YR. • RICE

BORN: Sept. 22, 1984, in Fort Worth, Texas

HIGH SCHOOL: Azle (Texas) High School

ACQUIRED: Free Agent, 2015

NFL YEAR: 7th • YEAR WITH BRONCOS: 1st

NFL GAMES PLAYED/STARTED: 92/23 • POSTSEASON GP/GS: 5/1



CASEY AT A GLANCE:

- A seventh-year tight end/fullback who played 92 regular-season games (23 starts) and five playoff contests (1 start) during his first six seasons in the NFL with Houston (2009-12) and Philadelphia (2013-14).
- Totaled 72 catches for 842 yards (11.7 avg.) with six touchdowns and added 47 special-teams stops during his first six NFL seasons.
- Started 15 contests at fullback with Houston between 2009-12, helping pave the way for running back Arian Foster's run of three straight Pro Bowl honors and 1000-yard rushing seasons (2010-12).
- Appeared in 16 games for the Eagles in 2014, finishing with three catches for 59 yards (19.7 avg.) and two touchdowns and leading the NFL with 439 snaps played on special teams while posting nine special-teams stops and two blocked punts.
- Started a career-best nine games for Houston in 2012—eight at fullback and one at tight

end—producing career highs in catches (34), receiving yards (330) and touchdowns (3).

- Played professional baseball for three seasons in the Chicago White Sox organization after being drafted in the seventh round of the 2003 MLB Draft.
- Retired from baseball in 2006 and appeared in 25 games (17 starts) over two seasons for Rice University (2007-08), seeing action at quarterback, running back, fullback, tight end, wide receiver, punt returner and defensive lineman.
- Completed his career at Rice with 157 catches for 1,914 yards (12.2 avg.) with 17 touchdowns and 102 carries for 392 yards (3.9 avg.) with 11 touchdowns.
- Named a first-team All-Conference USA honoree and a third-team All-America selection by the Associated Press following his sophomore season after finishing the season with NCAA tight end records for most catches in a season (111), catches per game (8.7), receiving yards (1,329) and yards receiving per game (101.4).
- Joined the Broncos as a free agent on April 13, 2015.
- Selected by Houston in the fifth round (152nd overall) of the 2009 NFL Draft.

CAREER TRANSACTIONS: Signed by Houston as a draft choice 7/29/09; Signed by Philadelphia as an unrestricted free agent 3/12/13; Released by Philadelphia 2/19/15; Signed by Denver 4/13/15.



2014: Casey appeared in all 16 games for the third time in his career and started two games at tight end for Philadelphia... Caught three passes for 59 yards (19.7 avg.) with two touchdowns and contributed nine special-teams tackles... Led the NFL with 439 special-teams snaps and blocked two punts... Produced a touchdown reception in games vs. NYG (10/12) and vs. Ten. (11/23)... Blocked one punt in contests vs. StL (10/5) and at NYG (12/28).

2013: Casey played 15 games and started one contest at tight end for Philadelphia... Finished the season with three catches for 31 yards (10.3 avg.) and added 10 special-teams stops... Appeared in the Eagles NFC Wild Card Playoff Game vs. N.O. (1/4).

2012: Started a career-best nine games—eight at fullback and one at tight end—and produced a career highs in catches (34), receiving yards (330) and touchdowns (3)... Contributed three special-teams stops... Saw action in both of Houston's postseason contests, totaling four catches for 49 yards (12.3 avg.)... Delivered multi-catch performances in nine games... Recorded his first career postseason reception in Houston's AFC Wild Card Playoff Game vs. Cin. (1/5).

2011: Casey played 14 games and made seven starts—all at fullback—and finished with 18 catches for 260 yards (14.4 avg.) with one touchdown... Appeared in two postseason games (1 start)... Produced his first career 100-yard game (5-126) and scored his first career touchdown at N.O. (9/25)... Notched a career-high seven catches for 91 yards vs. Ten. (1/1)... Started his first postseason game at tight end in Houston's AFC Wild Card Playoff Game vs. Cin. (1/7).

2010: Casey appeared in all 16 games, including four starts at tight end for Houston... Totaled eight catches for 98 yards (12.3 avg.)... Led the Texans with a career-high 17 special-teams tackles, which ranked tied for 13th among NFL players, according to press box totals... Made his first NFL start at Jac. (11/14)... Recorded three special-teams stops apiece at Ind. (12/1) and vs. Jac. (1/2).

2009: Selected by Houston in the fifth round (152nd overall) of the 2009 NFL Draft, Casey appeared in 15 games his rookie season and contributed six catches for 64 yards (10.7) and five special-teams stops... Made his NFL debut vs. NYJ (9/13)... Recorded his first catch at Buf. (11/1)... Saw action on defense against the Bills, recording his first career defensive tackle.

COLLEGE: Casey played seven positions (QB, RB, FB, TE, WR, PR, DL) and appeared in 25 games (17 starts) for Rice University from 2007-08... Totaled 157 catches for 1,914 yards (12.2 avg.) with 17 touchdowns and 102 carries for 392 yards (3.9 avg.) with 11 touchdowns during his two seasons with the Owls... Named a first-team All-Conference USA honoree and a third-team All-America selection by the Associated Press following his sophomore season after finishing the season with NCAA tight end records for most catches in a season (111), catches per game (8.7) and receiving yards (1,329)... Set Rice single-season records for receptions (111) and yards receiving (1,329), adding 12 touchdowns in his sophomore campaign... Named a second-team Academic All-America selection in 2008... Voted a freshman All-America honoree by the Associated Press and was a consensus Conference-USA All-Freshman pick.

PERSONAL: Casey played professional baseball for three seasons in the Chicago White Sox organization after being drafted in the seventh round of the 2003 MLB Draft... Competed for a pair of independent baseball teams (Fort Worth Cats and Laredo Broncos) in 2006 before retiring from baseball... Was a two-sport star in football and baseball at Azle (Texas) High School... Earned All-District honors as a quarterback his junior season before missing most of his senior campaign with an injury... Earned all-state honors and was named District 6-4A MVP his senior season in baseball... Graduated Rice with a triple major in economics, sports management and managerial studies... James Byron Casey was born on Sept. 29, 1984, in Fort Worth, Texas.

CASEY'S REGULAR SEASON RECORD

		RECEIVING						SCORING						
Year	Club	G	S	No.	Yds.	Avg.	LG	TD	TD	TDr	TDp	TDrT	2pt	Pts.
2009	Houston	15	0	6	64	10.7	32	0	0	0	0	0	0	0
2010	Houston	16	4	8	98	12.3	33	0	0	0	0	0	0	0
2011	Houston	14	7	18	260	14.4	62	1	1	1	0	0	0	6
2012	Houston	16	9	34	330	9.7	30	3	3	3	0	0	0	18
2013	Philadelphia	15	1	3	31	10.3	12	0	0	0	0	0	0	0
2014	Philadelphia	16	2	3	59	19.7	26t	2	2	2	0	0	0	12
CAREER TOTALS		92	23	72	842	11.7	62	6	6	6	0	0	0	36

ADDITIONAL STATISTICS: Special teams tackles — 2009 (5), 2010 (17), 2011 (3), 2012 (3), 2013 (10), 2014 (9), TOTAL (47). Miscellaneous tackles — 2012 (1), 2013 (1), TOTAL (2). Defensive tackles — 2009 (1), TOTAL (1). Rushing — 2011 (1 for 11 yds.), 2012 (1 for 6 yds.), TOTAL (2 for 17 yds., 8.5 avg., 11 LG). Blocked punts—2014 (2), TOTAL (2)

CASEY'S POSTSEASON RECORD

RECEIVING								SCORING					
Year	Club	G	S	No.	Yds.	Avg.	LG	TD	TDp	TDr	2pt	Pts.	
2011	Houston	2	1	0	0	0.0	—	0	0	0	0	0	
2012	Houston	2	0	4	49	12.3	20	0	0	0	0	0	
2013	Philadelphia	1	0	0	0	0.0	—	0	0	0	0	0	
CAREER TOTALS		5	1	4	49	12.3	20	0	0	0	0	0	

ADDITIONAL STATISTICS: Special teams tackles — 2011 (3), TOTAL (3). Rushing — 2011 (1 for 0 yds.), TOTAL (1 for 0 yds., 0 avg.).

CASEY'S SINGLE-GAME HIGHS

(Postseason in parentheses)

Receptions — 7 vs. Tennessee, 1/1/12 (3 at New England, 1/13/13). **Receiving yards** — 126 at New Orleans, 9/25/11 (29 at New England, 1/13/13). **Longest reception** — 62 at New Orleans, 9/25/11 (20 vs. Cincinnati, 1/5/13). **Receiving touchdowns** — 1, six times, last vs. Tennessee, 11/23/14 (none).

CASEY'S 100-YARD RECEIVING GAMES (1)

*denotes win (Casey's teams are 0-1 when he records 100 or more yards receiving in a game.)

Date	Opponent	No.	Yds.	Avg.	LG	TD
9/25/11	at New Orleans	5	126	25.2	62	1

JAMES CASEY'S CAREER GAME-BY-GAME

(Victories asterisked)

2009 HOUSTON (9-7)			RECEIVING						SCORING	
Date	Opponent	P/S	No.	Yds.	Avg.	LG	TD		2pt.	Pts.
Sept 13	vs. N.Y. Jets	P	0	0	0.0	—	0		0	0
Sept 20	at Tennessee*	P	0	0	0.0	—	0		0	0
Sept 27	vs. Jacksonville	P	0	0	0.0	—	0		0	0
Oct 4	vs. Oakland*	P	0	0	0.0	—	0		0	0
Oct 11	at Arizona	P	0	0	0.0	—	0		0	0
Oct 18	at Cincinnati*	P	0	0	0.0	—	0		0	0
Oct 25	vs. San Francisco*	P	0	0	0.0	—	0		0	0
Nov 1	at Buffalo*	P	2	14	7.0	7	0		0	0
Nov 8	at Indianapolis									
Nov 23	vs. Tennessee	P	2	33	16.5	32	0		0	0
Nov 29	vs. Indianapolis	P	2	17	8.5	12	0		0	0
Dec 6	at Jacksonville	P	0	0	0.0	—	0		0	0
Dec 13	vs. Seattle*	P	0	0	0.0	—	0		0	0
Dec 20	at St. Louis*	P	0	0	0.0	—	0		0	0
Dec 27	at Miami*	P	0	0	0.0	—	0		0	0
Jan 3	vs. New England*	P	0	0	0.0	—	0		0	0
Regular Season Totals			15/0	6	64	10.7	32	0	0	0
2010 HOUSTON (6-10)			RECEIVING						SCORING	
Date	Opponent	P/S	No.	Yds.	Avg.	LG	TD		2pt.	Pts.
Sept 12	vs. Indianapolis*	P	0	0	0.0	—	0		0	0
Sept 19	at Washington*	P	0	0	0.0	—	0		0	0
Sept 26	vs. Dallas	P	0	0	0.0	—	0		0	0
Oct 3	vs. Oakland*	P	0	0	0.0	—	0		0	0
Oct 10	vs. N.Y. Giants	P	0	0	0.0	—	0		0	0
Oct 17	vs. Kansas City*	P	0	0	0.0	—	0		0	0
Nov 1	at Indianapolis	P	0	0	0.0	—	0		0	0
Nov 7	vs. San Diego	P	4	48	12.0	33	0		0	0
Nov 14	at Jacksonville	S	1	18	18.0	18	0		0	0
Nov 21	at N.Y. Jets	S	1	3	3.0	3	0		0	0
Nov 28	vs. Tennessee*	S	0	0	0.0	—	0		0	0
Dec 2	at Philadelphia	S	1	8	8.0	8	0		0	0
Dec 13	vs. Baltimore	P	0	0	0.0	—	0		0	0
Dec 19	at Tennessee	P	0	0	0.0	—	0		0	0
Dec 26	at Denver	P	1	21	21.0	21	0		0	0
Jan 1	vs. Jacksonville*	P	0	0	0.0	—	0		0	0
Regular Season Totals			16/4	8	98	12.3	33	0	0	0

2011 HOUSTON (10-6)			RECEIVING						SCORING	
Date	Opponent	P/S	No.	Yds.	Avg.	LG	TD		2pt.	Pts.
Sept 11	vs. Indianapolis*	S	3	29	9.7	13	0		0	0
Sept 18	at Miami*	S	0	0	0.0	—	0		0	0
Sept 25	at New Orleans	S	5	126	25.2	62	1		0	6
Oct 2	vs. Pittsburgh*	S	1	8	8.0	8	0		0	0
Oct 9	vs. Oakland	S	0	0	0.0	—	0		0	0
Oct 16	at Baltimore									
Oct 23	at Tennessee*					INACTIVE				
Oct 30	vs. Jacksonville*	P	0	0	0.0	—	0		0	0
Nov 6	vs. Cleveland*	P	1	1	1.0	1	0		0	0
Nov 13	at Tampa Bay*	P	0	0	0.0	—	0		0	0
Nov 27	at Jacksonville*	S	1	5	5.0	5	0		0	0
Dec 4	vs. Atlanta*	P	0	0	0.0	—	0		0	0
Dec 11	at Cincinnati*	P	0	0	0.0	—	0		0	0
Dec 18	vs. Carolina	P	0	0	0.0	—	0		0	0
Dec 22	at Indianapolis	P	0	0	0.0	—	0		0	0
Jan 1	vs. Tennessee	S	7	91	13.0	21	0		0	0
Regular Season Totals			14/7	18	260	14.4	62	1	0	6
Jan 7	vs. Cincinnati*	S	0	0	0.0	—	0		0	0
Jan 15	at Baltimore†	P	0	0	0.0	—	0		0	0
Postseason Totals			2/1	0	0	0.0	—	0	0	0
§AFC Wild Card Game; †AFC Divisional Playoff Game										
2012 HOUSTON (12-4)			RECEIVING						SCORING	
Date	Opponent	P/S	No.	Yds.	Avg.	LG	TD		2pt.	Pts.
Sept 9	vs. Miami*	S	1	17	17.0	17	0		0	0
Sept 16	at Jacksonville*	S	3	18	6.0	9	0		0	0
Sept 23	at Denver*	S	3	11	3.7	12	0		0	0
Sept 30	vs. Tennessee*	S	5	36	7.2	11†	1		0	6
Oct 8	at N.Y. Jets*	P	4	53	13.3	30	0		0	0
Oct 14	vs. Green Bay	S	2	27	13.5	15	0		0	0
Oct 21	vs. Baltimore*	P	0	0	0.0	—	0		0	0
Nov 4	vs. Buffalo*	S	3	49	16.3	24	0		0	0
Nov 11	at Chicago*	S	0	0	0.0	—	0		0	0
Nov 18	vs. Jacksonville*	P	3	20	6.7	11	1		0	6
Nov 22	at Detroit*	P	4	38	9.5	15	0		0	0
Dec 2	at Tennessee*	S	1	5	5.0	5†	1		0	6
Dec 10	at New England	S	1	30	30.0	30	0		0	0
Dec 16	vs. Indianapolis*	P	1	9	9.0	9	0		0	0
Dec 23	vs. Minnesota	P	1	6	6.0	6	0		0	0
Dec 30	at Indianapolis	P	2	11	5.5	8	0		0	0
Regular Season Totals			16/9	34	330	9.7	30	3	0	18
Jan 5	vs. Cincinnati*	P	1	20	20.0	20	0		0	0
Jan 13	at New England†	P	3	29	9.7	15	0		0	0
Postseason Totals			2/0	4	49	12.3	20	0	0	0
§AFC Wild Card Game; †AFC Divisional Playoff Game										
2013 PHILADELPHIA (10-6)			RECEIVING						SCORING	
Date	Opponent	P/S	No.	Yds.	Avg.	LG	TD		2pt.	Pts.
Sept 9	at Washington*	P	0	0	0.0	—	0		0	0
Sept 15	vs. San Diego	P	0	0	0.0	—	0		0	0
Sept 19	vs. Kansas City	P	0	0	0.0	—	0		0	0
Sept 29	at Denver	P	1	12	12.0	12	0		0	0
Oct 6	at N.Y. Giants*	P	0	0	0.0	—	0		0	0
Oct 13	at Tampa Bay*					INACTIVE				
Oct 20	vs. Dallas	P	0	0	0.0	—	0		0	0
Oct 27	vs. N.Y. Giants	P	1	11	11.0	11	0		0	0
Nov 3	at Oakland*	P	0	0	0.0	—	0		0	0
Nov 10	at Green Bay*	P	1	8	8.0	8	0		0	0
Nov 17	vs. Washington*	P	0	0	0.0	—	0		0	0
Dec 1	vs. Arizona	P	0	0	0.0	—	0		0	0
Dec 8	vs. Detroit*	P	0	0	0.0	—	0		0	0
Dec 15	at Minnesota	P	0	0	0.0	—	0		0	0
Dec 22	vs. Chicago*	S	0	0	0.0	—	0		0	0
Dec 28	at Dallas*	P	0	0	0.0	—	0		0	0
Regular Season Totals			15/1	3	31	10.3	12	0	0	0
Jan 4	vs. New Orleans§	P	0	0	0.0	—	0		0	0
Postseason Totals			1/0	0	0	0.0	—	0	0	0
§NFC Wild Card Game										

Did You Know?

Wide receiver Rod Smith totaled at least 70 receptions for nine consecutive seasons with the Broncos from 1997-2005, a streak that tied for the second longest in NFL history.

2014 PHILADELPHIA (10-6)			RECEIVING						SCORING	
Date	Opponent	P/S	No.	Yds.	Avg.	LG	TD		2pt.	Pts.
Sept 7	vs. Jacksonville*	P	0	0	0.0	—	0		0	0
Sept 15	at Indianapolis*	P	0	0	0.0	—	0		0	0
Sept 21	vs. Washington*	S	1	19	19.0	19	0		0	0
Sept 28	at San Francisco	P	0	0	0.0	—	0		0	0
Oct 5	vs. St. Louis*	P	0	0	0.0	—	0		0	0
Oct 12	vs. N.Y. Giants*	P	1	26	26.0	26t	1		0	6
Oct 26	at Arizona	P	0	0	0.0	—	0		0	0
Nov 2	at Houston*	P	0	0	0.0	—	0		0	0
Nov 10	vs. Carolina*	S	0	0	0.0	—	0		0	0
Nov 16	at Green Bay	P	0	0	0.0	—	0		0	0
Nov 23	vs. Tennessee*	P	1	14	14.0	14t	1		0	0
Nov 27	at Dallas*	P	0	0	0.0	—	0		0	0
Dec 7	vs. Seattle	P	0	0	0.0	—	0		0	0
Dec 14	vs. Dallas	P	0	0	0.0	—	0		0	0
Dec 20	at Washington	P	0	0	0.0	—	0		0	0
Dec 28	at N.Y. Giants*	P	0	0	0.0	—	0		0	0
Regular Season Totals		16/2	3	59	19.7	26t	2		0	12



RYAN CLADY

78

OFFENSIVE TACKLE

6-6 • 315 • 8TH YR. • BOISE STATE

BORN: Sept. 6, 1986, in Long Beach, Calif.

HIGH SCHOOL: Eisenhower High School, Rialto, Calif.

ACQUIRED: Draft #1 (12th overall), 2008

NFL YEAR: 8th • **YEAR WITH BRONCOS:** 8th

NFL GAMES PLAYED/STARTED: 98/98 • **POSTSEASON GP/GS:** 4/4



CLADY AT A GLANCE:

- An eighth-year offensive tackle who opened all 98 regular-season games and four playoff contests he appeared in during his first seven NFL seasons with Denver.
- Tied for the third-most Pro Bowls (4) by an active NFL tackle and owns the second-most Pro Bowl honors among offensive linemen in Broncos history.
- Returned from a foot injury in 2014 to start every game and earn his fourth career Pro Bowl selection after helping the Broncos surrender the fewest sacks (17) in the NFL.
- Earned his third Pro Bowl selection in 2012 and was named first-team All-Pro by the Associated Press and PFW/PFWA after allowing the fewest sacks in the NFL (1.0) among 16-game starting tackles.
- Selected to the 2012 USA Football All-Fundamentals Team for exhibiting exemplary football techniques for youth players to emulate.
- Named to his second career Pro Bowl in 2011 after helping Denver lead the NFL with a team-record 164.5 yards per game on the ground.
- Elected as Denver's recipient of the Ed Block Courage Award in 2010 after recovering from an offseason knee injury to start all 16 games.
- Named a first-team All-Pro by the Associated Press in 2009, making him only the fifth tackle since the 1970 NFL merger to earn that distinction by his second professional season.
- Became just the 11th tackle in NFL history to receive Pro Bowl honors by his second season in 2009 when he was voted a starter for the league's all-star contest.
- Did not allow a full sack in his first 20 starts according to STATS Inc., marking the longest such streak by a tackle to begin his career since at least 1994.
- Earned second-team All-Pro honors (Associated Press) while finishing third in NFL Offensive Rookie of the Year voting in 2008 after helping Denver tie for first in the NFL in fewest sacks allowed (12) and rank second in the league in yards per game (395.8).
- Became the first offensive lineman to be named Diet Pepsi NFL Rookie of the Week in the five-year history of the award for his play vs. Kansas City (12/7/08).
- Started 37 of his 39 career games played at Boise State University, where he earned first-team All-Western Athletic Conference honors during his final two seasons and was part of its

78's TROPHY CASE

Pro Bowls (4) 2009, '11-12, '14

All-Pro (First Team) 2009, '12

All-Pro (Second Team) 2008

undefeated team (13-0) in 2006.

- Selected by the Broncos in the first round (12th overall) of the 2008 NFL Draft.

CAREER TRANSACTIONS: Signed by Denver as a draft choice 7/25/08.



2014: Clady started at left tackle for all 16 regular-season games and earned his fourth Pro Bowl selection—the most by an offensive tackle in Broncos history... Helped the Broncos surrender the fewest sacks (17) in the NFL while ranking fourth in total offense (402.9 ypg.).

2013: Clady injured his foot in Denver's Week 2 win at NYG (9/15) and was placed on injured reserve on Sept. 18.

2012: Clady opened all 16 games for the fifth consecutive season and allowed the fewest sacks in the NFL (1.0) among starting tackles to earn his third career Pro Bowl selection... Named a first-team All-Pro by the Associated Press and PFW/PFWA... Recognized as the offensive lineman of the week by Peter King of *Sports Illustrated* after playing on a unit that earned the Madden Most Valuable Protectors Award for allowing zero sacks, one quarterback hit and helping the team rush for 225 yards vs. N.O. (10/28).

2011: Clady opened all 16 regular-season games for the fourth consecutive season to begin his career and earned his second Pro Bowl selection... Opened both of Denver's postseason contests... Helped the Broncos lead the NFL in rushing, setting a franchise record with 164.5 yards per game on the ground.

2010: Clady recovered from an offseason knee injury to start all 16 games for Denver and run his consecutive games started streak to 48 contests to begin his career... Named the Broncos' recipient of the Ed Block Courage Award for his heart and determination in rehabbing from his patella tendon injury.

2009: Clady earned the first Pro Bowl selection (starter) of his NFL career and was a consensus All-Pro, starting all 16 games at left tackle for the Broncos and not missing a snap for the second consecutive year... Became only the fifth tackle since the 1970 NFL merger to be named a first-team Associated Press All-Pro by his second professional season... Became just the 11th tackle in NFL history to earn Pro Bowl honors by his second professional season... Joined Gary Zimmerman (1995-97) and Tony Jones (1998) as one of three tackles in Denver history to receive Pro Bowl honors... Also picked up All-Pro recognition from *Pro Football Weekly*/PFWA, *The Sporting News* and ESPN.com... Named to the inaugural USA Football/NFLPA All-Fundamentals Team... Did not give up a full sack in Denver's first four games, extending his streak without giving up a full sack to his first 20 career starts to mark the longest such streak by a tackle to begin his career since at least 1994 (Stats Inc.)... Penalized only once for holding on the year.

2008: Selected by the Broncos in the first round (12th overall) of the 2008 NFL Draft, Clady started all 16 games and played every offensive snap for Denver at left tackle as a rookie... Named a second-team All-Pro by the Associated Press... Finished third in the Associated Press' NFL Offensive Rookie of the Year voting and received all-rookie honors from *Pro Football Weekly*/PFWA and *The Sporting News*... Also named All-AFC by *Pro Football Weekly*/PFWA and All-Joe by *USA Today*... Became the first offensive lineman to be named Diet Pepsi NFL Rookie of the Week in the five-year history of the award for his play vs. K.C. (12/7)... Credited with allowing the fewest sacks (0.5) among all 16-game starting tackles in the NFL according to Stats Inc.... Called for just three penalties (2 false start, 1 holding) on the year... One of three rookies in the NFL to start every game at left tackle, joining Jake Long (Miami) and Duane Brown (Houston)... Helped Denver tie for first in the league in sacks allowed with a franchise record-low 12 and rank second in the league in total offense (395.8 ypg.)... Blocked for a Denver offense that ranked third in the NFL in yards per rush (4.8) despite placing a league-high seven running backs on injured reserve.

COLLEGE: Clady played 39 career games (37 starts) in three seasons at Boise State University, where he earned first-team All-Western Athletic Conference honors during his final two years at left tackle... Received first-team All-America honors from the American Football Coaches Association and *The Sporting News* while earning second-team recognition from the Walter Camp Football Foundation as a junior... Helped Boise State become the only undefeated major college football team in the country (13-0) en route to a final ranking of No. 5 (Associated Press) after its Fiesta Bowl win against Oklahoma in 2006... Started at right tackle as a redshirt freshman after competing along the defensive line on Boise State's scout team as a true freshman.

PERSONAL: Clady received first-team All-Citrus Belt League honors as well as first-team all-county and All-CIF recognition as a defensive lineman at Eisenhower High School in Rialto, Calif.... Registered 60 tackles, five sacks and one fumble recovery as a senior... Founded the *Sharon Kemp Clady Foundation* in honor of his late mother, which hosts holiday shopping trips for families in need... Participated in multiple Hometown Huddle events, the Broncos' annual Play 60 event for the 16 branches of Boys & Girls Clubs of Metro Denver... Brother, Chris, lettered as a defensive lineman at Colorado State University-Pueblo in 2009... Majored in communications at Boise State... Ryan Clady was born on Sept. 6, 1986, in Long Beach, Calif.

CLADY A FOUR-TIME PRO BOWL SELECTION

MOST PRO BOWL SELECTIONS BY A BRONCOS OFFENSIVE LINEMAN

Player	Pos.	No.
1. Tom Nalen	C	5
2. Ryan Clady	T	4
3. Gary Zimmerman	T	3
4. Keith Bishop	G	2

CLADY AMONG NFL'S ELITE TACKLES

MOST PRO BOWL SELECTIONS BY AN OFFENSIVE TACKLE, ACTIVE NFL PLAYERS

Player	Team	No.
1. Joe Thomas	Cleveland	8
2. Jason Peters	Phi./Buf.	7
3. Ryan Clady	Denver	4
Jake Long	Miami	4
Joe Staley	San Francisco	4

CLADY'S REGULAR SEASON RECORD

Year	Club	G	S
2008	Denver	16	16
2009	Denver	16	16
2010	Denver	16	16
2011	Denver	16	16
2012	Denver	16	16
2013	Denver	2	2
2014	Denver	16	16
CAREER TOTALS		98	98

ADDITIONAL STATISTICS: Miscellaneous tackles — 2008 (1), 2010 (1), 2011 (1), 2014 (1), TOTAL (4). Miscellaneous fumble recoveries — 2014 (1), TOTAL (1).

CLADY'S POSTSEASON RECORD

Year	Club	G	S
2011	Denver	2	2
2012	Denver	1	1
2014	Denver	1	1
CAREER TOTALS		4	4



CHRIS CLARK

75

OFFENSIVE TACKLE

6-5 • 305 • 6TH YR. • SOUTHERN MISSISSIPPI

BORN: Oct. 1, 1985, in New Orleans

HIGH SCHOOL: McDonogh 35 High School, New Orleans

ACQUIRED: Waivers (Minnesota), 2010

NFL YEAR: 6th • **YEAR WITH BRONCOS:** 6th

NFL GAMES PLAYED/STARTED: 69/27 • **POSTSEASON GP/GS:** 7/4



CLARK AT A GLANCE:

- A sixth-year offensive tackle who appeared in 69 games (27 starts) with Denver during the last five seasons (2010-14) after two years competing on Minnesota's practice squad.
- Started 14 regular-season games and three playoff contests at left tackle in place of injured All-Pro Ryan Clady in 2013 as part of an offensive line that allowed the fewest sacks (20) in the NFL.
- Spent the 2008 and '09 seasons on the Vikings' practice squad after competing in Tampa Bay's training camp as a rookie in '08.
- Started every game at left tackle during his final three seasons at the University of Southern Mississippi, earning All-Conference USA recognition following his senior year.
- Played in the New Orleans High School All-Star Game and was named an All-District offensive guard as a senior at McDonogh 35 High School in New Orleans.
- Assigned to the Broncos via waivers from Minnesota on Sept. 5, 2010.
- Entered the NFL with Tampa Bay as a college free agent on May 2, 2008.

CAREER TRANSACTIONS: Signed by Tampa Bay as a college free agent 5/2/08; Waived by Tampa Bay 8/30/08; Signed by Minnesota (practice squad) 9/10/08; Signed by Minnesota to a future contract 1/7/09; Waived by Minnesota 9/5/09; Signed by Minnesota (practice squad) 9/7/09; Signed by Minnesota to a future contract 1/25/10; Waived by Minnesota 9/4/10; Claimed off waivers by Denver 9/5/10.



2014: Clark played 13 regular-season games (7 starts) on offense, opening five games at right tackle and another two contests as a blocking tight end... Started at right tackle and lined up on all 346 offensive snaps during the first five games of the season... Started as an extra tight end in Denver's AFC Divisional Playoff Game vs. Ind. (1/11).

2013: Clark appeared in all 16 regular-season games for the third consecutive season and set a career high with 14 starts at left tackle in place of injured All-Pro Ryan Clady... Started all three postseason contests... Was part of an offensive line unit that allowed the fewest sacks (20) in the NFL, as well as the most games allowing zero sacks (6)... Opened his first career game at left tackle in Denver's Week 3 win vs. Oak. (9/23)... Part of an offensive line group that was named a collective Offensive Player of the Week by *Sports Illustrated's* Peter King for its performance in which it allowed zero sacks and zero quarterback hits against the NFL's top-ranked sack defense vs. K.C. (11/17).

2012: Clark appeared in all 16 regular-season games for the second consecutive season, seeing action in 63 snaps on offense and 88 plays on special teams.

2011: Clark played all 16 regular-season games (6 starts) and both playoff contests for Denver, seeing time on special teams and as an extra blocking tight end on offense.

2010: Clark played in Denver's final eight games after being assigned to the Broncos off waivers from Minnesota on Sept. 5... Played primarily on special teams and on Denver's goal-line and short-yardage packages... Made his NFL debut vs. K.C. (11/14), lining up as an eligible tackle on quarterback Tim Tebow's 1-yard touchdown run in the second quarter.

2009: Clark spent the 2009 season on Minnesota's practice squad.

2008: Clark, who entered the NFL as a college free agent with Tampa Bay on May 2, competed with the Buccaneers during training camp before being waived and spending his rookie season on Minnesota's practice squad.

COLLEGE: Clark played 48 games (39 starts) at the University of Southern Mississippi, opening every contest during his final three seasons at left tackle (30 starts) and left guard (9 starts)... Earned All-Conference USA honors following his junior and senior seasons as the Golden Eagles posted more than 2,000 rushing yards in both campaigns... Named to the Conference USA All-Freshman Team in 2004.

PERSONAL: Clark received all-district distinction at offensive guard and played in the 2002 New Orleans High School All-Star Game following his senior season at McDonogh 35 High School in New Orleans... Won district and regional titles in shot put and discus as a prep senior... Chris Clark was born on Oct. 1, 1985, in New Orleans.

CLARK'S REGULAR SEASON RECORD

Year	Club	G	S
2008	Minnesota	PRACTICE SQUAD	
2009	Minnesota	PRACTICE SQUAD	
2010	Denver	8	0
2011	Denver	16	6
2012	Denver	16	0
2013	Denver	16	14
2014	Denver	13	7
CAREER TOTALS		69	27

ADDITIONAL STATISTICS: Miscellaneous tackles — 2011 (1), TOTAL (1).

CLARK'S POSTSEASON RECORD

Year	Club	G	S
2011	Denver	2	0
2012	Denver	1	0
2013	Denver	3	3
2014	Denver	1	1
CAREER TOTALS		7	4

ADDITIONAL STATISTICS: Miscellaneous tackles — 2013 (1), TOTAL (1).



BRITTON COLQUITT

4

PUNTER



6-3 • 205 • 7TH YR. • TENNESSEE

BORN: March 20, 1985, in Knoxville, Tenn.

HIGH SCHOOL: Bearden High School, Knoxville, Tenn.

ACQUIRED: Free Agent, 2009

NFL YEAR: 7th • **YEAR WITH BRONCOS:** 7th

NFL GAMES PLAYED/STARTED: 80/0 • **POSTSEASON GP/GS:** 7/0

COLQUITT AT A GLANCE:

- A seventh-year punter who has played 80 regular-season games and seven postseason contests for the Broncos and is the franchise career leader in gross (45.5) and net (39.0) punting average.
- Averaged at least 44 yards per kick in each of his five full NFL seasons as one of just six punters to equal that mark every year since 2010.
- Broke his own franchise record and ranked third in the NFL with a 42.1 net punting average in 2012 while finishing second in the league holding opponents to a 6.0-yard return average.

- Established Broncos single-season records in both gross (47.4) and net (40.2) punting average in 2011.
- Became just the third player in NFL history to post a 50-yard gross average and a 43-yard net average during a single month (min. 20 att.) when he averaged 50.3 gross yards and 43.5 net yards per punt in October 2011.
- Tied for the NFL lead with six games grossing 50 or more yards in 2010, while posting the 10th-highest gross punting average (44.6) in team annals.
- Punted five times for 281 yards at Arizona (12/12/10) to mark the highest single-game average (56.2) for a road game in franchise history.
- Completed brief stints on the Broncos' active roster and Miami's practice squad as a rookie in 2009.
- Joined by Kansas City's Dustin Colquitt as the first pair of brothers to punt in the NFL at the same time since 1941 (George and Wes McAfee).
- Averaged 42.6 yards on 209 career punts at the University of Tennessee, where he was a two-time All-Southeastern Conference selection and also handled kickoff duties.
- Entered the NFL with Denver as a college free agent on April 27, 2009.

CAREER TRANSACTIONS: Signed by Denver as a college free agent 4/27/09; Waived by Denver 9/1/09; Signed by Miami (practice squad) 12/22/09; Signed by Denver (active roster) 12/30/09.



2014: Colquitt played all 16 regular-season games, totaling 3,048 yards on 66 punts (44.2 avg. / 37.6 net)... Punted a season-high eight times for 378 yards (47.3 avg. / 42.8 net) with three punts inside the 20 at Sea. (9/21)... Booted a season-long 65-yard punt at Oak. (11/9).

2013: Colquitt played all 16 regular-season games and punted 65 times for 2,893 yards (44.5 gross / 38.8 net)... Recorded just three touchbacks to represent a personal best and tie for the sixth-fewest in the NFL... Punted in all three postseason games for the Broncos... Tied a career high by placing five punts inside the 20-yard line vs. Bal. (9/5)... Punted three times and placed two punts inside the 20, while only allowing one return for zero yards at K.C. (12/1)... Held for Matt Prater's NFL-record 64-yard field goal vs. Ten. (12/8).

2012: Colquitt played all 16 games and ranked third in the NFL with a 42.1 net average to break his own team record from the previous season... Punted 67 times for 3,099 yards (46.3 avg.) with 27 placed inside the 20 and just four touchbacks... Allowed just 6.0 yards per return to rank second in the NFL... Launched a career-long 67-yard punt at Atl. (9/17)... Set postseason career highs with a 48.8 gross average and 44.4 net average with three of his five punts downed inside the 20 in Denver's AFC Divisional Playoff Game vs. Bal. (1/12).

2011: Colquitt set franchise single-season records for gross (47.4) and net (40.2) average after punting 101 times for 4,783 yards with 33 kicks placed inside the 20-yard line... Averaged 51.5 yards on 36 punts from Denver's own 25-yard line and in... Kicked in both of Denver's postseason games, punting 11 times for 436 yards (39.6 gross / 37.1 net) with two punts inside the 20... Posted the second-highest single-game net punting average (51.0) on six punts vs. Cin. (9/18)... Averaged 50.3 gross yards and 43.5 net yards per punt in October to become just the third player in NFL history to post a 50-yard gross average and a 43-yard net average during a single month... Placed a career-high five punts inside the 20-yard line in Denver's season finale vs. K.C. (1/1).

2010: Colquitt played all 16 games and ranked fifth in the AFC and 11th in the NFL with a 44.6-yard gross average... Punted 86 times for 3,838 yards (44.6 gross / 36.6 net) with 19 punts placed inside the 20-yard line... Tied for the NFL lead with six games recording a gross average of 50-plus yards... Registered a 56.2 gross average at Ari. (12/12) to mark the third-highest total in franchise history (highest on the road).

2009: Colquitt, who entered the NFL with the Broncos as a college free agent on April 27, was waived by the club at the conclusion of training camp... Signed to Miami's practice squad on Dec. 22 before Denver signed him to its active roster on Dec. 30... Declared inactive for the Broncos' season finale vs. K.C. (1/3).

COLLEGE: Colquitt played 43 career games at the University of Tennessee, punting 209 times for 8,897 yards (42.6 avg.) with 73 punts placed inside the 20-yard line while also handling kickoff duties... Only had one punt blocked at Tennessee... Earned All-Southeastern Conference honors twice... Played seven games as a senior in 2008, punting 42 times for 1,821 yards (43.4 avg.) with 13 punts placed inside the 20-yard line and a 71-yard long... Saw time in all 13 games for the Volunteers as a junior in 2007 and averaged 41.6 yards per punt (62-2,579) to earn second-team All-SEC honors... Ranked seventh in the nation and second in the SEC with a 44.9-yard punting average (46-2,066) as a sophomore in 2006 to earn consensus first-team All-SEC honors... Placed fourth in school history with his 44.9-yard punting average.

PERSONAL: Colquitt received all-state honors as a junior and senior at Bearden High School in Knoxville, Tenn., where he kicked and punted... Also lettered in soccer in high school, helping Bearden to a No. 1 national ranking and a state championship as a junior (25-0 record)... Father (Craig), brother (Dustin) and uncle (Jimmy) all punted for Tennessee... Craig Colquitt won two Super Bowl rings as the Steelers' punter from 1978-84, Dustin Colquitt punts for the Chiefs and Jimmy Colquitt punted for the Seahawks in 1985... Britton Colquitt was born on March 20, 1985, in Knoxville, Tenn.

COLQUITT'S REGULAR SEASON RECORD

Year	Club	G	S	No.	Yds.	Avg.	Net.	TB	In 20	LG	Bik.
2009	Den./Mia.	0	0	0	0	0.0	0.0	0	0	—	0
2010	Denver	16	0	86	3,835	44.6	36.6	7	19	63	0
2011	Denver	16	0	101	4,783	47.4	40.2	7	33	66	0
2012	Denver	16	0	67	3,099	46.3	42.1	4	27	67	0
2013	Denver	16	0	65	2,893	44.5	38.8	3	23	60	1
2014	Denver	16	0	69	3,048	44.2	37.6	4	25	65	0
CAREER TOTALS		80	0	388	17,664	45.5	39.0	25	127	67	1

ADDITIONAL STATISTICS: Special-teams tackles — 2010 (1), 2012 (1), 2014 (1), TOTAL (3). Kickoffs — 2010 (1 for 69 yds., 69.0 avg.), TOTAL (1 for 69 yds., 69.0 avg.).

COLQUITT'S POSTSEASON RECORD

Year	Club	G	S	No.	Yds.	Avg.	Net.	TB	In 20	LG	Bik.
2011	Denver	2	0	11	436	39.6	37.1	0	2	50	0
2012	Denver	1	0	5	244	48.8	44.4	0	3	59	0
2013	Denver	3	0	3	108	36.0	29.3	1	1	48	0
2014	Denver	1	0	6	244	40.7	39.5	0	1	48	0
CAREER TOTALS		7	0	25	1,032	41.3	38.2	1	7	59	0

COLQUITT'S SINGLE GAME HIGHS

(postseason in parentheses)

Punts — 9, four times, last vs. Kansas City, 1/1/12 (7 at New England, 1/14/12). **Gross punt average** — 56.2 at Arizona, 12/12/10 (48.8 vs. Baltimore, 1/12/13). **Net punt average** — 51.0 vs. Cincinnati, 9/18/11 (44.4 vs. Baltimore, 1/12/13). **Longest punt** — 67 at Atlanta, 9/17/12 (59 vs. Baltimore, 1/12/13). **Punts inside the 20** — 5, twice, last vs. Baltimore, 9/5/13 (3 vs. Baltimore, 1/12/13).

BRITTON COLQUITT'S CAREER GAME-BY-GAME

(Victories asterisked)

2010 DENVER (4-12)											
PUNTING											
Date	Opponent	P/S	No.	Yds.	Avg.	Net.	TB	In 20	LG	Bik.	
Sep 12	at Jacksonville	P	4	172	43.0	36.5	0	1	51	0	3
Sep 19	vs. Seattle*	P	4	205	51.3	30.8	0	2	63	0	3
Sep 26	vs. Indianapolis	P	3	143	47.7	46.3	0	1	55	0	1
Oct 3	at Tennessee*	P	5	208	41.6	35.8	1	2	51	0	1
Oct 10	at Baltimore	P	7	281	40.1	35.7	0	0	53	0	3
Oct 17	vs. N.Y. Jets	P	6	301	50.2	39.7	2	1	58	0	3
Oct 24	vs. Oakland	P	7	364	52.0	45.3	0	0	61	0	6
Oct 31	at San Francisco (London) P	7	236	33.7	31.6	0	4	48	0	2	15
Nov 14	vs. Kansas City*	P	2	82	41.0	23.0	1	0	46	0	1
Nov 22	at San Diego	P	9	335	37.2	33.2	0	1	50	0	5
Nov 28	vs. St. Louis	P	4	201	50.3	40.5	1	0	57	0	3
Dec 5	at Kansas City	P	7	288	41.1	39.1	0	2	48	0	4
Dec 12	at Arizona	P	5	281	56.2	41.8	0	0	60	0	5
Dec 19	at Oakland	P	7	307	43.9	34.3	1	1	56	0	5
Dec 26	vs. Houston*	P	4	174	43.5	35.0	1	2	52	0	2
Jan 2	vs. San Diego	P	5	257	51.4	32.4	0	2	57	0	3
Regular Season Totals			16/0	86	3,835	44.6	36.6	7	19	63	0
2011 DENVER (8-8)											
PUNTING											
Date	Opponent	P/S	No.	Yds.	Avg.	Net.	TB	In 20	LG	Bik.	
Sep 12	vs. Oakland	P	4	165	41.3	31.3	2	1	65	0	0
Sep 18	vs. Cincinnati*	P	6	335	55.8	51.0	0	1	59	0	5
Sep 25	at Tennessee	P	5	246	49.2	45.0	0	4	62	0	4
Oct 2	at Green Bay	P	2	98	49.0	45.5	0	0	53	0	2
Oct 9	vs. San Diego	P	6	322	53.7	42.8	0	1	60	0	5
Oct 23	at Miami*	P	9	435	48.3	41.4	0	2	66	0	4
Oct 30	vs. Detroit	P	7	353	50.4	46.1	0	1	57	0	3
Nov 6	at Oakland*	P	5	238	47.6	39.0	0	0	57	0	4
Nov 13	at Kansas City*	P	7	307	43.9	39.7	0	4	60	0	3
Nov 17	vs. N.Y. Jets*	P	8	350	43.8	34.4	2	3	56	0	3
Nov 27	at San Diego*	P	9	391	43.4	37.2	2	3	61	0	3
Dec 4	at Minnesota*	P	6	307	51.2	48.8	0	3	59	0	3
Dec 11	vs. Chicago*	P	8	363	45.4	40.9	0	3	53	0	2
Dec 18	vs. New England	P	3	165	55.0	47.3	0	1	60	0	3
Dec 24	at Buffalo	P	7	306	43.7	24.4	0	1	50	0	3
Jan 1	vs. Kansas City	P	9	402	44.7	38.0	1	5	55	0	4
Regular Season Totals			16/0	101	4,783	47.4	40.2	7	33	66	0
Jan 8	vs. Pittsburgh* ^S	P	4	164	41.0	41.0	0	1	50	0	0
Jan 14	at New England†	P	7	272	38.9	34.9	0	1	44	0	2
Postseason Totals			2/0	11	436	39.6	37.1	0	2	50	0

^SAFC Wild Card Game; [†]AFC Divisional Playoff Game

2012 DENVER (13-3)												
PUNTING												
Date	Opponent	P/S	No.	Yds.	Avg.	Net.	TB	In 20	LG	Blk.	Opp. Ret.	Ret. Yds.
Sep 9	vs. Pittsburgh*	P	2	90	45.0	33.5	0	1	46	0	2	23
Sep 17	at Atlanta	P	5	251	50.2	50.6	0	3	67	0	1	-2
Sep 23	vs. Houston	P	8	379	47.4	42.5	1	3	56	0	4	19
Sep 30	vs. Oakland	P	0	0	0.0	0.0	0	0	—	0	0	0
Oct 7	at New England	P	3	137	45.7	37.3	1	2	51	0	1	5
Oct 15	at San Diego*	P	5	223	44.6	41.8	0	2	56	0	4	14
Oct 28	vs. New Orleans*	P	5	232	46.4	42.6	1	3	55	0	1	-1
Nov 4	at Cincinnati*	P	3	140	46.7	47.0	0	1	49	0	3	-1
Nov 11	at Carolina*	P	6	288	48.0	46.3	0	3	60	0	3	10
Nov 18	vs. San Diego*	P	5	252	50.4	44.4	1	1	58	0	2	10
Nov 25	at Kansas City*	P	4	169	42.3	36.5	0	0	51	0	2	23
Dec 2	vs. Tampa Bay*	P	5	224	44.8	41.8	0	3	55	0	1	15
Dec 6	at Oakland*	P	2	89	44.5	40.5	0	2	53	0	1	8
Dec 16	at Baltimore*	P	8	344	43.0	36.5	0	2	49	0	5	52
Dec 23	vs. Cleveland*	P	3	147	49.0	45.3	0	0	56	0	2	11
Dec 30	vs. Kansas City*	P	3	134	44.7	41.0	0	1	53	0	1	11
Regular Season Totals		16/0	67	3,099	46.3	42.1	4	27	67	0	33	197
Jan 12	vs. Baltimore†	P	5	244	48.8	44.4	0	3	59	0	3	22

Postseason Totals		1/0	5	244	48.8	44.4	0	3	59	0	3	22
†AFC Divisional Playoff Game												

2013 DENVER (13-3)												
PUNTING												
Date	Opponent	P/S	No.	Yds.	Avg.	Net.	TB	In 20	LG	Blk.	Opp. Ret.	Ret. Yds.
Sep 5	vs. Baltimore*	P	7	319	45.6	40.9	1	5	59	0	1	13
Sep 15	at N.Y. Giants*	P	5	210	42.0	39.4	0	2	53	0	2	13
Sep 23	vs. Oakland*	P	1	37	37.0	37.0	0	1	37	0	0	0
Sep 29	vs. Philadelphia*	P	2	92	46.0	35.5	0	1	60	0	1	21
Oct 6	at Dallas*	P	0	0	0.0	0.0	0	0	—	0	0	0
Oct 13	vs. Jacksonville*	P	3	129	43.0	42.3	0	0	48	0	2	2
Oct 20	at Indianapolis	P	7	331	47.3	42.3	0	1	53	0	3	35
Oct 27	vs. Washington*	P	3	147	49.0	37.0	0	1	55	0	2	36
Nov 10	at San Diego*	P	5	233	46.6	42.6	1	0	59	0	0	0
Nov 17	vs. Kansas City*	P	6	275	45.8	40.3	0	1	54	0	5	33
Nov 24	at New England	P	8	325	40.6	35.8	0	4	49	0	3	39
Dec 1	at Kansas City*	P	3	132	44.0	44.0	0	2	53	0	1	0
Dec 8	vs. Tennessee*	P	2	65	32.5	32.5	0	2	36	0	0	0
Dec 12	vs. San Diego	P	4	186	46.5	43.8	0	1	51	0	2	11
Dec 22	at Houston*	P	6	292	48.7	37.0	0	1	55	0	5	70
Dec 29	at Oakland*	P	3	120	40.0	24.8	1	1	48	1	1	1
Regular Season Totals		16/0	65	2,893	44.5	38.8	3	23	60	1	28	274
Jan 12	vs. San Diego*†	P	0	0	0.0	0.0	0	0	—	0	0	0
Jan 19	vs. New England*#	P	1	48	48.0	28.0	1	0	48	0	0	0
Feb 2	vs. Seattle*	P	2	60	30.0	30.0	0	1	48	0	0	0

Postseason Totals		3/0	3	108	36.0	29.3	1	1	48	0	0	0
†AFC Divisional Playoff Game; #AFC Championship Game; *Super Bowl XLVIII												

2014 DENVER (12-4)												
PUNTING												
Date	Opponent	P/S	No.	Yds.	Avg.	Net.	TB	In 20	LG	Blk.	Opp. Ret.	Ret. Yds.
Sep 7	vs. Indianapolis*	P	5	234	46.8	42.0	0	1	53	0	5	24
Sep 14	vs. Kansas City*	P	3	132	44.0	43.3	0	1	53	0	2	2
Sep 21	at Seattle	P	8	378	47.3	42.8	0	3	58	0	5	36
Oct 5	vs. Arizona*	P	4	199	49.8	48.0	0	2	60	0	2	7
Oct 12	at N.Y. Jets*	P	8	352	44.0	41.8	0	2	53	0	4	18
Oct 19	vs. San Francisco*	P	4	171	42.8	41.8	0	2	46	0	1	4
Oct 23	vs. San Diego*	P	4	162	40.5	39.0	0	3	49	0	1	6
Nov 2	at New England	P	3	135	45.0	17.0	0	0	53	0	1	84†
Nov 9	at Oakland*	P	5	226	45.2	40.4	1	3	65	0	1	4
Nov 16	at St. Louis	P	5	183	36.6	34.0	0	1	45	0	2	13
Nov 23	vs. Miami*	P	1	45	45.0	28.0	0	0	45	0	1	17
Nov 30	at Kansas City*	P	4	139	34.8	34.8	0	3	48	0	1	0
Dec 7	vs. Buffalo*	P	3	149	49.7	43.0	1	2	53	0	0	0
Dec 14	at San Diego*	P	3	121	40.3	20.0	0	0	51	0	2	61
Dec 22	at Cincinnati	P	6	283	47.2	31.8	1	2	54	0	3	72
Dec 28	vs. Oakland*	P	3	139	46.3	32.0	1	0	56	0	2	23
Regular Season Totals		16/0	69	3,048	44.2	37.6	4	25	65	0	33	371
Jan 11	vs. Indianapolis†	P	6	244	40.7	39.5	0	1	48	0	3	7

Postseason Totals		1/0	6	244	40.7	39.5	0	1	48	0	3	7
†AFC Divisional Playoff Game												



OWEN DANIELS

81

TIGHT END



6-3 • 245 • 10TH YR. • WISCONSIN

BORN: Nov. 9, 1982, in Naperville, Ill.

HIGH SCHOOL: Naperville (Ill.) Central High School

ACQUIRED: Unrestricted Free Agent (Baltimore), 2015

NFL YEAR: 10th • YEAR WITH BRONCOS: 1st

NFL GAMES PLAYED/STARTED: 115/109 • POSTSEASON GP/GS: 6/6

DANIELS AT A GLANCE:

- A 10th-year tight end and a two-time Pro Bowl selection who played 115 regular-season games (109 starts) and started six playoff contests during his first nine NFL seasons with Houston (2006-13) and Baltimore (2014).
- Totaled 433 catches for 5,144 yards (11.9 avg.) with 33 touchdowns during his first nine seasons in the NFL and added 30 catches for 338 yards (11.3 avg.) with one touchdown in the postseason.
- Enters 2015 with receptions in 103 consecutive regular-season games played, tying Jason Witten (Dal.) for the longest active streak among tight ends.
- Played 15 games (13 starts) in his lone season with the Ravens in 2014 and finished third on the team with 48 receptions for 527 yards (11.0 avg.) with four touchdowns.
- Ranks seventh in the league among tight ends with 36 receptions of 25-plus yards since his rookie season in 2006.
- Departed Houston as the franchise's second-all time leading pass catcher with 385 receptions and 4,617 receiving yards.
- Played for Broncos Head Coach Gary Kubiak and Tight Ends Coach Brian Pariani during his entire nine-year NFL career with Houston and Baltimore.
- Joined the Broncos as an unrestricted free agent on March 11, 2015.
- Selected by Houston in the fourth round (98th overall) of the 2006 NFL Draft.

TROPHY CASE

Pro Bowls (2)2008, '12

CAREER TRANSACTIONS: Signed by Houston as a draft choice 7/12/06; Released by Houston 3/11/14; Signed by Baltimore as an unrestricted free agent 4/13/14; Signed by Denver as an unrestricted free agent 3/11/15.



2014: Daniels saw action in 15 games (13 starts) and finished third on the Ravens with 48 receptions for 527 yards (11.0 avg.) with four touchdowns... Helped Baltimore establish franchise single-season team records in yards (5,838) and points scored (409)... Started both postseason games and hauled in eight catches for 111 yards (3.9 avg.) with one touchdown... Delivered his fifth career multi-touchdown game vs. Pit. (9/11)... Scored his first career postseason touchdown in Baltimore's AFC Divisional Playoff Game at N.E. (1/10).

2013: Daniels started the first five games of the season and totaled 24 receptions for 252 yards (10.5 avg.) with three touchdowns before being placed on injured reserve (knee) on Oct. 9... Posted his fourth career multi-touchdown game in the season opener at S.D. (9/9).

2012: Daniels played 15 games (14 starts) and earned his second Pro Bowl selection after ranking second on the Texans with 62 catches for 716 yards (11.5 avg.) with a career-high six touchdown receptions... Led the team with 18 receptions for 172 yards (9.6 avg.) in two postseason contests... Netted his 300th career reception in the season opener vs. Mia. (9/9)... Caught touchdowns in three consecutive contests (Games 3-5).

2011: Daniels started all 15 games played and led the Texans with 54 catches for 677 yards (12.5 avg.) with three touchdowns... Totaled four catches for 55 yards (13.8 avg.) in the first two postseason games of his career... Netted his fourth career 100-yard receiving game (7-100) at Cin. (12/11).

2010: Daniels appeared in 11 games (10 starts) and registered 38 receptions for 471 yards (12.4 avg.) with two touchdowns... Missed four games with a hamstring injury... Recorded five receptions for a season-high 91 yards (18.2 avg.) vs. Bal. (12/13)... Produced a season-best eight catches for 73 yards (9.1 avg.) with one touchdown at Den. (12/26).

2009: Daniels started the first eight games of the season for Houston and posted 40 receptions for 519 yards (13.0 avg.) with five touchdowns before being placed on injured reserve (knee) on Nov. 4... Caught seven passes for a season-high 123 yards (17.6 avg.) vs. S.F. (10/25) to represent the second-highest single-game total of his career... Produced his third career multi-touchdown game (7-78, 2 TDs) at Cin. (10/18).

2008: Daniels started all 16 games for the second time in his career and earned his first Pro Bowl selection

after finishing second on the Texans with career highs in receptions (70) and receiving yards (862) to go along with two touchdown catches... Produced the first two 100-yard receiving games of his career as one of just four NFL tight ends to reach the century mark on multiple occasions... Set single-game career highs in receptions (11) and receiving yards (133) at Min. (11/2)... Produced his second career multi-touchdown game vs. Det. (10/19), finishing with six catches for 66 yards (11.0 avg.) with two touchdowns.

2007: Daniels started all 16 games for the first time in his career and finished second on the Texans with 63 receptions for 768 yards (12.2 avg.) with three touchdowns... Recorded a season-high seven catches for 82 yards (11.7 avg.) with one touchdown at Cle. (11/25).

2006: Selected by Houston in the fourth round (98th overall) of the 2006 NFL Draft, Daniels played 14 games (12 starts) and earned NFL All-Rookie Team honors (PFWA) after leading the league's first-year tight ends with 34 receptions for 352 yards (10.4 avg.) with five touchdowns... Recorded his first career reception as well as his first touchdown catch at Ind. (9/17)... Posted his first career multi-touchdown game at Ten. (10/29), finishing with nine receptions for 99 yards (10.0 avg.) with two scores... Missed the final two games of the season with a shoulder injury.

COLLEGE: Daniels played 43 career games at the University of Wisconsin (36 at TE/WR) and caught 62 passes for 852 yards (13.7 avg.) with eight touchdowns... Earned All-Big Ten Conference honorable mention honors after totaling 25 receptions for 391 yards (15.6 avg.) with two touchdowns as a junior in 2004... Appeared in seven games on special teams and as a reserve quarterback as a redshirt freshman in 2002.

PERSONAL: Daniels played quarterback at Naperville (Ill.) Central High School, where he led the school to an undefeated season and the IHSA Class 6A State Championship as a junior in 2009... Missed most of his senior campaign after suffering a knee injury early in the season... Competed as his basketball team's starting center and also participated in track and field as a long jumper... Established the Owen Daniels' Catching Dreams Foundation in 2010 to provide opportunities, support and resources to critically and chronically ill children and families throughout Greater Houston... Owen Daniels was born on Nov. 9, 1982, in Naperville, Ill.

DANIELS' REGULAR SEASON RECORD

Year	Club	G	S	No.	RECEIVING			TD	TDr	SCORING			2pt	Pts.
					Yds.	Avg.	LG			TDp	TDrt			
2006	Houston	14	12	34	352	10.4	33t	5	5	0	0	0	0	30
2007	Houston	16	16	63	768	12.2	29	3	3	0	0	0	0	18
2008	Houston	16	16	70	862	12.3	35	2	2	0	0	0	0	12
2009	Houston	8	8	40	519	13.0	44	5	5	0	0	0	0	30
2010	Houston	11	10	38	471	12.4	31	2	2	0	0	0	0	12
2011	Houston	15	15	54	677	12.5	34	3	3	0	0	0	0	18
2012	Houston	15	14	62	716	11.5	39t	6	6	0	0	0	0	36
2013	Houston	5	5	24	252	10.5	28	3	3	0	0	0	0	18
2014	Baltimore	15	13	48	527	11.0	39	4	4	0	0	0	0	24
CAREER TOTALS		115	109	433	5,144	11.9	44	33	33	0	0	0	0	198

ADDITIONAL STATISTICS: Special teams tackles — 2006 (2), TOTAL (2). Miscellaneous tackles — 2007 (1), 2008 (1), 2009 (1), 2010 (1), 2011 (1), 2012 (4), 2013 (1), 2014 (2), TOTAL (12). Fumble recoveries — 2007 (1), 2008 (1), TOTAL (2).

DANIELS' POSTSEASON RECORD

Year	Club	G	S	No.	RECEIVING			TD	TDr	SCORING			2pt	Pts.
					Yds.	Avg.	LG			TDp	TDrt			
2011	Houston	2	2	4	55	13.8	21	0	0	0	0	0	0	0
2012	Houston	2	2	18	172	9.6	24	0	0	0	0	0	0	0
2014	Baltimore	2	2	8	111	13.9	23	1	1	0	0	0	0	6
CAREER TOTALS		6	6	30	338	11.3	24	1	1	0	0	0	0	6

DANIELS' SINGLE GAME HIGHS

(Postseason in parentheses)

Receptions — 11 at Minnesota, 11/2/08 (9, twice, last at New England, 1/13/13). **Receiving yards** — 133 at Minnesota, 11/2/08 (91 vs. Cincinnati, 1/5/13). **Longest reception** — 44 vs. Oakland, 10/4/09 (24 at New England, 1/13/13). **Receiving touchdowns** — 2, five times, last vs. Pittsburgh, 9/11/14 (1 at New England, 1/10/15).

DANIELS' 100-YARD RECEIVING GAMES (4)

*denotes win (Daniels' teams are 2-2 when he records 100 or more yards receiving in a game.)

Date	Opponent	No.	Yds.	Avg.	LG	TD
11/2/08	at Minnesota	11	133	12.1	21	0
12/21/08	at Oakland	7	111	15.9	35	0
10/25/09	vs. San Francisco*	7	123	17.6	42t	1
12/11/11	at Cincinnati*	7	100	14.3	27	0

OWEN DANIELS' CAREER GAME-BY-GAME

(Victories asterisked)

2006 HOUSTON (6-10)			RECEIVING					SCORING	
Date	Opponent	P/S	No.	Yds.	Avg.	LG	TD	2pt.	Pts.
Sept 10	vs. Philadelphia	S	0	0	0	0	0	0	0
Sept 17	at Indianapolis	S	4	45	11.3	33t	1	0	6
Sept 24	vs. Washington	S	1	2	2.0	2t	1	0	6
Oct 1	vs. Miami*	P	0	0	0	0	0	0	0
Oct 15	at Dallas	S	2	17	8.5	11	0	0	0
Oct 22	vs. Jacksonville*	S	2	20	10.0	14t	1	0	6
Oct 29	at Tennessee	S	9	99	11.0	25	2	0	12
Nov 5	at New York Giants	P	3	34	11.3	15	0	0	0
Nov 12	at Jacksonville*	S	4	55	13.8	21	0	0	0
Nov 19	vs. Buffalo	S	1	10	10.0	10	0	0	0
Nov 26	at New York Jets	S	5	36	7.2	9	0	0	0
Dec 3	at Oakland*	S	0	0	0	0	0	0	0
Dec 10	vs. Tennessee	S	2	25	12.5	16	0	0	0
Dec 17	at New England	S	1	9	9.0	9	0	0	0
Dec 24	vs. Indianapolis*				INACTIVE				
Dec 31	vs. Cleveland*				INACTIVE				
Regular Season Totals			14/12	34	352	10.4	33t	5	30
2007 HOUSTON (8-8)			RECEIVING					SCORING	
Date	Opponent	P/S	No.	Yds.	Avg.	LG	TD	2pt.	Pts.
Sept 9	vs. Kansas City*	S	1	14	14.0	14	0	0	0
Sept 16	at Carolina*	S	5	58	11.6	14	0	0	0
Sept 23	vs. Indianapolis	S	7	56	8.0	12	0	0	0
Sept 30	at Atlanta	S	5	69	13.8	17	0	0	0
Oct 7	vs. Miami*	S	6	96	16.0	24	0	0	0
Oct 14	at Jacksonville	S	5	79	15.8	23	0	0	0
Oct 21	vs. Tennessee	S	2	20	10.0	12	0	0	0
Oct 28	at San Diego	S	4	35	8.8	11	0	0	0
Nov 4	at Oakland*	S	4	41	10.3	28	0	0	0
Nov 18	vs. New Orleans*	S	5	74	14.8	24	0	0	0
Nov 25	at Cleveland	S	7	82	11.7	22	1	0	6
Dec 2	at Tennessee	S	3	42	14.0	19	0	0	0
Dec 9	vs. Tampa Bay*	S	3	20	6.7	9	1	0	6
Dec 13	vs. Denver*	S	3	53	17.7	29	0	0	0
Dec 23	at Indianapolis	S	2	27	13.5	18	0	0	0
Dec 30	vs. Jacksonville*	S	1	2	2.0	2t	1	0	6
Regular Season Totals			16/16	63	768	12.2	29	3	18
2008 HOUSTON (8-8)			RECEIVING					SCORING	
Date	Opponent	P/S	No.	Yds.	Avg.	LG	TD	2pt.	Pts.
Sept 7	at Pittsburgh	S	3	33	11.0	14	0	0	0
Sept 21	at Tennessee	S	4	71	17.8	32	0	0	0
Sept 28	at Jacksonville	S	7	87	12.4	34	0	0	0
Oct 5	vs. Indianapolis	S	5	47	9.4	20	0	0	0
Oct 12	vs. Miami*	S	4	70	17.5	30	0	0	0
Oct 19	vs. Detroit*	S	6	66	11.0	25	2	0	12
Oct 26	vs. Cincinnati*	S	3	21	7.0	9	0	0	0
Nov 2	at Minnesota	S	11	133	12.1	21	0	0	0
Nov 9	vs. Baltimore	S	1	13	13.0	13	0	0	0
Nov 16	at Indianapolis	S	1	14	14.0	14	0	0	0
Nov 23	at Cleveland*	S	3	28	9.3	11	0	0	0
Dec 1	vs. Jacksonville*	S	2	25	12.5	14	0	0	0
Dec 7	at Green Bay*	S	6	65	10.8	27	0	0	0
Dec 14	vs. Tennessee*	S	4	41	10.3	19	0	0	0
Dec 21	at Oakland	S	7	111	15.9	35	0	0	0
Dec 28	vs. Chicago*	S	3	37	12.3	33	0	0	0
Regular Season Totals			16/16	70	862	12.3	35	2	12
2009 HOUSTON (9-7)			RECEIVING					SCORING	
Date	Opponent	P/S	No.	Yds.	Avg.	LG	TD	2pt.	Pts.
Sept 13	vs. New York Jets	S	4	44	11.0	27	0	0	0
Sept 20	at Tennessee*	S	6	72	12.0	33	1	0	6
Sept 27	vs. Jacksonville	S	5	38	7.6	11	1	0	6
Oct 4	vs. Oakland*	S	2	48	24.0	44	0	0	0
Oct 11	at Arizona	S	8	94	11.8	27	0	0	0
Oct 18	at Cincinnati*	S	7	78	11.1	18	2	0	12
Oct 25	vs. San Francisco*	S	7	123	17.6	42t	1	0	6
Nov 1	at Buffalo*	S	1	22	22.0	22	0	0	0
PLACED ON INJURED RESERVE (KNEE) ON NOV. 4									
Regular Season Totals			8/8	40	519	13.0	44	5	30

2010 HOUSTON (6-10)			RECEIVING					SCORING	
Date	Opponent	P/S	No.	Yds.	Avg.	LG	TD	2pt.	Pts.
Sept 12	vs. Indianapolis*	S	1	9	9.0	9	0	0	0
Sept 19	at Washington*	S	2	24	12.0	15	0	0	0
Sept 26	vs. Dallas	S	3	27	9.0	11	0	0	0
Oct 3	vs. Oakland*	P	1	8	8.0	8	0	0	0
Oct 10	vs. New York Giants	S	3	45	15.0	19	0	0	0
Oct 17	vs. Kansas City*	S	5	79	15.8	27	0	0	0
Nov 1	at Indianapolis	S	1	8	8.0	8	0	0	0
Games 8-12									
Dec 13	vs. Baltimore	S	5	91	18.2	30	0	0	0
Dec 19	at Tennessee	S	4	45	11.3	23	0	0	0
Dec 26	at Denver	S	8	73	9.1	31	1	0	6
Jan 1	vs. Jacksonville*	S	5	62	12.4	27	1	0	6
Regular Season Totals			11/10	38	471	12.4	31	2	12

2011 HOUSTON (10-6)			RECEIVING					SCORING	
Date	Opponent	P/S	No.	Yds.	Avg.	LG	TD	2pt.	Pts.
Sept 11	vs. Indianapolis*	S	1	12	12.0	12	0	0	0
Sept 18	at Miami*	S	3	25	8.3	11	1	0	6
Sept 25	at New Orleans	S	5	76	15.2	23	1	0	6
Oct 2	vs. Pittsburgh*	S	5	69	13.8	30	1	0	6
Oct 9	vs. Oakland	S	7	89	12.7	28	0	0	0
Oct 16	at Baltimore	S	2	13	6.5	8	0	0	0
Oct 23	at Tennessee*	S	4	71	17.8	34	0	0	0
Oct 30	vs. Jacksonville*	S	4	60	15.0	30	0	0	0
Nov 6	vs. Cleveland*	S	3	32	10.7	12	0	0	0
Nov 13	at Tampa Bay*	S	3	31	10.3	13	0	0	0
Nov 27	at Jacksonville*	S	4	31	7.8	24	0	0	0
Dec 4	vs. Atlanta*	S	3	35	11.7	17	0	0	0
Dec 11	at Cincinnati*	S	7	100	14.3	27	0	0	0
Dec 18	vs. Carolina	S	2	29	14.5	17	0	0	0
Dec 22	at Indianapolis	S	1	4	4.0	4	0	0	0
Jan 1	vs. Tennessee								
INACTIVE									
Regular Season Totals			15/15	54	677	12.5	34	3	18
Jan 7	vs. Cincinnati*	S	2	29	14.5	21	0	0	0
Jan 15	at Baltimore†	S	2	26	13.0	17	0	0	0
Postseason Totals			2/2	4	55	13.8	21	0	0

‡AFC Wild Card Game; †AFC Divisional Playoff Game


2012 HOUSTON (12-4)			RECEIVING					SCORING	
Date	Opponent	P/S	No.	Yds.	Avg.	LG	TD	2pt.	Pts.
Sept 9	vs. Miami*	S	4	87	21.8	29	0	0	0
Sept 16	at Jacksonville*	S	6	47	7.8	12	0	0	0
Sept 23	at Denver*	S	3	26	8.7	14†	1	0	6
Sept 30	vs. Tennessee*	S	6	72	12.0	28†	1	0	6
Oct 8	at New York Jets*	S	4	79	19.8	34†	1	0	6
Oct 14	vs. Green Bay	S	3	46	15.3	27	0	0	0
Oct 21	vs. Baltimore*	S	7	59	8.4	19	1	0	6
Nov 4	vs. Buffalo*	S	4	62	15.5	39†	1	0	6
Nov 11	at Chicago*								
Nov 18	vs. Jacksonville*	P	6	57	9.5	18	0	0	0
Nov 22	at Detroit*	S	4	20	5.0	9†	1	0	6
Dec 2	at Tennessee*	S	3	43	14.3	19	0	0	0
Dec 10	at New England	S	2	24	12.0	13	0	0	0
Dec 16	vs. Indianapolis*	S	4	40	10.0	17	0	0	0
Dec 23	vs. Minnesota	S	3	27	9.0	14	0	0	0
Dec 30	at Indianapolis	S	3	27	9.0	15	0	0	0
INACTIVE									
Regular Season Totals			15/14	62	716	11.5	39†	6	36
Jan 5	vs. Cincinnati*	S	9	91	10.1	19	0	0	0
Jan 13	at New England†	S	9	81	9.0	24	0	0	0
Postseason Totals			2/2	18	172	9.6	24	0	0

‡AFC Wild Card Game; †AFC Divisional Playoff Game

2013 HOUSTON (2-14)			RECEIVING					SCORING	
Date	Opponent	P/S	No.	Yds.	Avg.	LG	TD	2pt.	Pts.
Sept 9	at San Diego*	S	5	67	13.4	28	2	0	12
Sept 15	vs. Tennessee*	S	2	24	12.0	12†	1	0	6
Sept 22	at Baltimore	S	5	29	5.8	13	0	0	0
Sept 29	vs. Seattle	S	6	72	12.0	21	0	0	0
Oct 6	at San Francisco	S	6	60	10.0	19	0	0	0
PLACED ON INJURED RESERVE (KNEE) ON OCT. 9									
Regular Season Totals			5/5	24	252	10.5	28	3	18

2014 BALTIMORE (10-6)			RECEIVING							SCORING	
Date	Opponent	P/S	No.	Yds.	Avg.	LG	TD			2pt.	Pts.
Sept 7	vs. Cincinnati	P	4	34	8.5	12	0			0	0
Sept 11	vs. Pittsburgh*	S	5	28	5.6	211	2			0	12
Sept 21	at Cleveland*	P	1	8	8.0	8	0			0	0
Sept 28	vs. Carolina*	S	4	43	10.8	14	0			0	0
Oct 5	at Indianapolis	S	5	70	14.0	18	0			0	0
Oct 12	at Tampa Bay*	S	2	34	17.0	30	0			0	0
Oct 19	vs. Atlanta*	S	6	58	9.7	19	1			0	6
Oct 26	at Cincinnati				INACTIVE						
Nov 2	at Pittsburgh	S	6	53	8.8	12	0			0	0
Nov 9	vs. Tennessee*	S	2	20	10.0	13	0			0	0
Nov 24	at New Orleans*	S	2	7	3.5	8	0			0	0
Nov 30	vs. San Diego	S	2	30	15.0	21	0			0	0
Dec 7	at Miami*	S	2	27	13.5	16	0			0	0
Dec 14	vs. Jacksonville*	S	4	62	15.5	29	1			0	6
Dec 21	at Houston	S	1	7	7.0	7	0			0	0
Dec 28	vs. Cleveland*	S	2	46	23.0	39	0			0	0
Regular Season Totals			15/13	48	527	11.0	39	4		0	24
Jan 3	at Pittsburgh§*	S	4	70	7.5	23	0			0	0
Jan 10	at New England†	S	4	41	10.3	17	1			0	6
Postseason Totals			2/2	8	111	13.9	23	1		0	6

§AFC Wild Card Game; †AFC Divisional Playoff Game



TODD DAVIS

51

INSIDE LINEBACKER

6-1 • 230 • 2ND YR. • SACRAMENTO STATE

BORN: May 17, 1992, in Palmdale, Calif.

HIGH SCHOOL: Paraclete High School, Lancaster, Calif.

ACQUIRED: Waivers (New Orleans), 2014

NFL YEAR: 2nd • YEAR WITH BRONCOS: 2nd

NFL GAMES PLAYED/STARTED: 9/2 • POSTSEASON GP/GS: 1/0



DAVIS AT A GLANCE:

- A second-year inside linebacker who saw action in a combined nine games (2 starts) as a rookie with the Saints and Broncos in 2014.
- Totaled 17 tackles (9 solo), two passes defended and five special-teams tackles—all with Denver—in six games (2 starts) with the club in 2014.
- Played 45 games for Sacramento State University and finished his collegiate career with 351 tackles (157 solo), 9.5 sacks (68 yds.), three interceptions (35 yds.), six passes defended and one blocked kick.
- Left Sacramento State ranked second in school history with 351 tackles (157 solo).
- Appeared in 12 games as a senior and tallied 131 tackles (54 solo), five sacks (36 yds.), two forced fumbles, two interceptions (34 yds.) and four passes defended.
- Assigned to the Broncos via waivers from New Orleans on Nov. 13, 2014.
- Entered the NFL with New Orleans as a college free agent on June 23, 2014.

CAREER TRANSACTIONS: Signed by New Orleans as a college free agent 6/23/14; Waived by New Orleans 8/30/14; Signed by New Orleans (practice squad) 9/1/14; Waived by New Orleans 9/4/14; Signed by New Orleans (practice squad) 9/18/14; Signed by New Orleans (active roster) 10/18/14; Waived by New Orleans 10/20/14; Signed by New Orleans (practice squad) 10/22/14; Signed by New Orleans (active roster) 10/29/14; Waived by New Orleans 11/12/14; Claimed off waivers by Denver 11/13/14.



2014: Davis, who entered the NFL with New Orleans as a college free agent on June 23, appeared in a combined in nine regular-season games (2 starts) for the Saints and Broncos... Played three games for the Saints and recorded three special-teams stops... Waived by New Orleans on Nov. 12 and claimed by Denver on Nov. 13... Saw action in six contests (2 starts) with the Broncos, totaling 17 tackles (9 solo), two passes defended and two special-teams stops... Made his Broncos debut vs. Mia. (11/23), playing 15 special-teams snaps and tallying a special-teams tackle... Recorded his first career defensive tackle at S.D. (12/14) and finished the game with four total stops (1 solo)... Made his first career start at middle linebacker on *Monday Night Football* at Cin. (12/22) and finished with a career-high seven tackles (3 solo)... Led the team with six tackles (5 solo) and recorded his first pass defended vs. Oak. (12/28).

COLLEGE: Davis played 45 games at Sacramento State University and finished his collegiate career ranked second in school history with 351 tackles (157 solo) in addition to totaling 9.5 sacks (68 yds.), four forced fumbles, one fumble recovery, three interceptions (35 yds.), six passes defended and one blocked kick... Appeared in 12 games as a senior and tallied a team-leading 131 tackles (54 solo), five sacks (36 yds.), two forced fumbles, two interceptions (34 yds.), four passes defended and one blocked kick... Named a first-team All-Big Sky Conference selection and second-team All-America by The Sports Network his senior year... Selected second-team All-Big Sky and the team's defensive MVP as a junior.

HIGH SCHOOL: Davis attended Paraclete High School in Lancaster, Calif., where he recorded 119 tackles and three sacks as a senior to earn first-team all-state honors.

PERSONAL: Todd Davis was born on May 17, 1992, in Palmdale, Calif.

DAVIS' REGULAR SEASON RECORD

Year	Club	G	S	UT	A	TT	S-Yds.	I-Yds.	PD	FF	FR	TD-Int.	TD-FR	S	Pts.
2014	N.O./Den.	9	2	9	8	17	0-0	0-0	2	0	0	0	0	0	0
CAREER TOTALS		9	2	9	8	17	0-0	0-0	2	0	0	0	0	0	0

ADDITIONAL STATISTICS: Special-teams tackles — 2014 (5), TOTAL (5).

DAVIS' POSTSEASON RECORD

Year	Club	G	S	UT	A	TT	S-Yds.	I-Yds.	PD	FF	FR	TD-Int.	TD-FR	S	Pts.
2014	Denver	1	0	3	3	6	0-0	0-0	0	0	0	0	0	0	0
CAREER TOTALS		1	0	3	3	6	0-0	0-0	0	0	0	0	0	0	0

TODD DAVIS' GAME-BY-GAME

(Victories asterisked)

2014 N.O. (7-9) / DEN. (12-4)			TACKLES								
Date	Opponent	P/S	UT	A	TT	S-Yds.	I-Yds	PD	FF	FR	
Games 3-5											
Oct 19	at Detroit	P	0	0	0	0-0	0-0	0	0	0	
Oct 26	vs. Green Bay*										
Oct 30	at Carolina*	P	0	0	0	0-0	0-0	0	0	0	
Nov 9	vs. San Francisco	P	0	0	0	0-0	0-0	0	0	0	
WAIVED BY NEW ORLEANS ON NOV. 12 / CLAIMED BY DENVER OFF WAIVERS ON NOV. 13											
Nov 16	at St. Louis										
Nov 23	vs. Miami*	P	0	0	0	0-0	0-0	0	0	0	
Nov 30	at Kansas City*	P	0	0	0	0-0	0-0	0	0	0	
Dec 7	vs. Buffalo*	P	0	0	0	0-0	0-0	0	0	0	
Dec 14	at San Diego*	P	1	3	4	0-0	0-0	0	0	0	
Dec 22	at Cincinnati	S	3	4	7	0-0	0-0	0	0	0	
Dec 28	vs. Oakland*	S	5	1	6	0-0	0-0	2	0	0	
Regular Season Totals			9/2	9	8	17	0-0	0-0	2	0	0
Jan 11	vs. Indianapolis†	P	3	3	6	0-0	0-0	0	0	0	
Postseason Totals			1/0	3	3	6	0-0	0-0	0	0	0
†AFC Divisional Playoff Game											

AFC Divisional Playoff Game



ZAC DYSSERT

2

QUARTERBACK

6-3 • 221 • 2ND YR. • MIAMI (OHIO)

BORN: Feb. 8, 1990, in Ada, Ohio

HIGH SCHOOL: Ada (Ohio) High School

ACQUIRED: Drafted #7 (234th overall), 2013

NFL YEAR: 2nd • **YEAR WITH BRONCOS:** 2nd

NFL GAMES PLAYED/STARTED: 0/0



DYSSERT AT A GLANCE:

- A second-year player who suited up as the No. 3 quarterback with the Broncos as a rookie in 2013 before competing on the club's practice squad in 2014.
- Accounted for a school-record 12,678 yards of total offense (12,013 passing, 665 rushing) as a four-year starter at Miami (Ohio) University, breaking Ben Roethlisberger's career mark and placing second in Mid-American Conference history.
- Finished his tenure with the Red Hawks as the team's first-ever three-time captain and completed 1,066-of-1,672 passes (63.8%) for 12,013 yards with 73 touchdowns and 51 interceptions in addition to rushing for 665 net yards and 12 scores on the ground.
- Topped the 300-yard passing mark in 19 career contests and threw at least five touchdown passes five times during his career.

- Became the first NCAA FBS player to pass for 500 yards (516) and rush for 100 yards (108) in a single game with his performance at Akron (9/29/12).
- Selected by the Broncos in the seventh round (234th overall) of the 2013 NFL Draft.

CAREER TRANSACTIONS: Signed by Denver as a draft choice 5/13/13; Waived by Denver 8/30/14; Signed by Denver (practice squad) 8/31/14.



2014: Dysert spent the entire year completing on the Broncos' practice squad.

2013: Selected by the Broncos in the seventh round (234th overall) of the 2013 NFL Draft, Dysert suited up for every contest as the club's No. 3 quarterback during his rookie season, but did not see any game action.

COLLEGE: Dysert produced a school-record 12,678 yards of total offense (12,013 passing, 665 rushing) as a four-year starter at Miami (Ohio) University, breaking Ben Roethlisberger's career mark and placing second in Mid-American Conference history... Finished his collegiate career as the Red Hawks' first-ever three-time captain and completed 1,066-of-1,672 passes (63.8%) for 12,013 yards with 73 touchdowns and 51 interceptions in addition to rushing for 665 net yards and 12 scores on the ground... Surpassed 300 passing yards in 19 games and tossed at least five touchdown passes on five occasions... Ranked second in the Mid-American Conference with 312.3 yards of total offense per game to earn third-team all-league honors as a senior in 2012... Became the first NCAA FBS player to pass for 500 yards (516) and rush for 100 yards (108) in a single game with his performance at Akron (9/29/12).

PERSONAL: Dysert received the Ohio Coaches Association Art Teynor Award as Ohio's All-Division Player of the Year following his senior season at Ada (Ohio) High School... Finished his prep career with 11,174 passing yards to rank second in Ohio high school football history and added 100 scores through the air... Passed for 3,714 yards and 35 touchdowns as a senior despite missing three-and-a-half games with a broken thumb (still played wide receiver and linebacker in those contests)... Dysert's father, Greg, played college basketball at Eastern Baptist... Majored in physical education at Miami... Zac Dysert was born on Feb. 8, 1990, in Ada, Ohio, the town where the Wilson football factory makes all of the NFL's footballs.

DYSERT'S REGULAR SEASON RECORD

Year	Club	G	S
2013	Denver	0	0
2014	Denver	PRACTICE SQUAD	
CAREER TOTALS		0	0

DYSERT'S POSTSEASON RECORD

Year	Club	G	S
2013	Denver	0	0
2014	Denver	PRACTICE SQUAD	
CAREER TOTALS		0	0



BEN GARLAND

63

OFFENSIVE GUARD

6-5 • 308 • 2ND YR. • AIR FORCE

BORN: April 6, 1988, in Grand Junction, Colo.

HIGH SCHOOL: Central High School, Grand Junction, Colo.

ACQUIRED: College Free Agent, 2010

NFL YEAR: 2nd • **YEAR WITH BRONCOS:** 2nd

NFL GAMES PLAYED/STARTED: 8/0 • **POSTSEASON GP/GS:** 1/0



GARLAND AT A GLANCE:

- A second-year offensive guard who saw action on offense and special teams in eight games for the Broncos in 2014.
- Competed on Denver's practice squad from 2012-13 after switching from defensive tackle to offensive guard.
- Spent the 2010 preseason with the Broncos before fulfilling his obligations to the United States Air Force from 2010-11.
- Serves in the Colorado Air National Guard as a public affairs officer and holds the rank of captain.
- Named the Broncos' 2014 Walter Payton NFL Man of the Year for his leadership on the field and in the community.
- Joined the Broncos as a college free agent on April 30, 2010.

CAREER TRANSACTIONS: Signed by the Broncos as a college free agent 4/30/10; Placed on reserve/military 9/4/10; Waived by Denver 8/31/12; Signed by Broncos (practice squad) 9/1/12; Waived by Denver 8/31/13; Signed by Denver (practice squad) 9/1/13.



2014: Garland, who made the 53-man roster out of training camp, played eight regular-season games and one postseason contest for Denver... Saw action in 47 offensive plays in addition to participating in 81 special-teams snaps... Made his Broncos debut at Oak. (11/9), seeing 16 snaps (five on offense and 11 on special teams).

2013: Garland made the switch to the offensive line from defensive line... Saw action in three preseason games and spent the 2013 season competing on Denver's practice squad.

2012: Garland saw action as a defensive lineman in all four preseason games and competed on Denver's practice squad for the duration of the season.

2010: Garland, who entered the NFL with the Broncos as a college free agent on April 30, appeared in all four preseason games before being placed on Denver's reserve/military list to fulfill his obligations to the United States Air Force.

COLLEGE: Garland totaled 115 tackles (52 solo), 11.5 sacks (66 yds.), three forced fumbles and two blocked kicks in 39 career games (34 starts) for the U.S. Air Force Academy... Opened all 13 contests as a senior and totaled 45 tackles (21 solo) and 4.5 sacks (30 yds.) to earn second-team All-Mountain West Conference honors from the league coaches... Started all 13 games at nose guard as a junior and placed fourth on Air Force with 7.5 tackles for a loss (28 yds.) while adding 39 total stops and four sacks... Played all 13 games (8 starts) as a sophomore and finished second among the team's defensive linemen with 31 tackles (15 solo)... Played four games as a true freshman for the Falcons.

PERSONAL: Garland earned first-team all-state honors in football as a senior at Central High School in Grand Junction, Colo., and played one year of basketball at the school... Sworn into the Colorado Air National Guard on May 31, 2012, where he currently works as a public affairs officer and holds the rank of captain... Served as an element leader in Cadet Squadron 27 at Air Force and majored in systems engineering... Co-founded and serves as the Executive Director of the SoDE Solution, which works to create sustainable and changing economic situations to end sex trafficking... Named the Broncos' 2014 Walter Payton NFL Man of the Year for outstanding leadership both on the field and in the community... Participated in multiple Hometown Huddle events, the Broncos' annual Play 60 event for the 16 branches of Boys & Girls Clubs of Metro Denver... Ben Garland was born on April 6, 1988, in Grand Junction, Colo.

GARLAND'S REGULAR SEASON RECORD

Year	Club	G	S
2014	Denver	8	0
CAREER TOTALS		8	0

GARLAND'S POSTSEASON RECORD

Year	Club	G	S
2014	Denver	1	0
CAREER TOTALS		1	0



GINO GRADKOWSKI

77

CENTER



6-3 • 300 • 4TH YR. • DELAWARE

BORN: Nov. 5, 1988, in Pittsburgh

HIGH SCHOOL: Seton-La Salle High School, Pittsburgh

ACQUIRED: Trade (Baltimore), 2015

NFL YEAR: 4th • **YEAR WITH BRONCOS:** 1st

NFL GAMES PLAYED/STARTED: 40/16 • **POSTSEASON GP/GS:** 6/0

GRADKOWSKI AT A GLANCE:

- A fourth-year center who appeared in 40 regular-season games (16 starts) and six postseason contests in his first three NFL seasons with Baltimore.
- Opened all 16 games for the Ravens in his second NFL season in 2013, participating in all 1,136 offensive snaps for the team.
- Started 37 games at left guard, right and center during his three seasons at the University of Delaware, earning back-to-back first-team All-Colonial Athletic Association honors (2010-11).
- Named an FCS All-American by the Associated Press and the American Football Coaches Association following his senior campaign for the Blue Hens.
- Joined the Broncos on April 1, 2015, in a trade with Baltimore that brought Gradkowski and

the Ravens' fifth-round draft choice in 2016 to Denver in exchange for the Broncos' fourth-round draft choice in 2016.

- Selected by the Ravens in the fourth round (98th overall) of the 2012 NFL Draft.

CAREER TRANSACTIONS: Signed by Baltimore as a draft choice 5/10/12; Traded to Denver 4/1/15.



2014: Gradkowski played eight regular-season games and two postseason contests for the Ravens, seeing time on both offense and special teams... Saw action in the first seven games of the season before being inactive for Games 8-15.

2013: Gradkowski started all 16 games at center for Baltimore in his second NFL season, allowing only 2.5 sacks on the season, according to STATS Inc.... Made his first career start at Den. (9/5).

2012: Selected by Baltimore in the fourth round (98th overall) of the 2012 NFL Draft, Gradkowski appeared in all 16 regular-season games and four postseason contests in his rookie campaign... Made his NFL debut vs. Cin. (9/10)... Contributed on special teams in all four postseason games, including the Ravens' victory in Super Bowl XLVII vs. S.F. (2/3).

COLLEGE: Gradkowski started 37 games at left guard, right and center over three seasons at the University of Delaware after beginning his career at West Virginia University... Became the second Blue Hen to be named first-team All-Colonial Athletic Association in back-to-back years (2010-11)... Named an FCS All-American by the Associated Press and the American Football Coaches Association following his senior campaign in 2011.... Led Delaware to a 12-3 record in 2010 and an appearance in the FCS National Championship Game.

PERSONAL: Gradkowski prepped at Seton-La Salle High School in Pittsburgh... Played as a two-way lineman in football and as a center in basketball... Earned all-state honors following his junior and senior seasons and was twice named all-conference and all-district... His brother, Bruce, is a NFL quarterback with the Pittsburgh Steelers who is entering his 10th NFL season... Majored in history at Delaware... Works extensively with the Special Olympics community... Helped open the Special Olympics Colorado Summer Games in 2015... Gino Gradkowski was born on Nov. 5, 1988, in Pittsburgh.

GRADKOWSKI'S REGULAR SEASON RECORD

Year	Club	G	S
2012	Baltimore	16	0
2013	Baltimore	16	16
2014	Baltimore	8	0
CAREER TOTALS		40	16

ADDITIONAL STATISTICS: Miscellaneous tackles — 2013 (3), TOTAL (3). Miscellaneous fumble recoveries — 2013 (1), TOTAL (1).

GRADKOWSKI'S POSTSEASON RECORD

Year	Club	G	S
2012	Baltimore	4	0
2014	Baltimore	2	0
CAREER TOTALS		6	0



VIRGIL GREEN

85

TIGHT END

6-5 • 255 • 5TH YR. • NEVADA

BORN: Aug. 3, 1988, in Tulare, Calif.

HIGH SCHOOL: Tulare (Calif.) Union High School

ACQUIRED: Draft #7a (204th overall), 2011

NFL YEAR: 5th • YEAR WITH BRONCOS: 5th

NFL GAMES PLAYED/STARTED: 56/17 • POSTSEASON GP/GS: 7/2



GREEN AT A GLANCE:

- A fifth-year tight end who played 56 regular-season games (17 starts) and seven playoff contests (2 starts) during his first four NFL seasons with the Broncos.
- Started a career-high nine games for Denver in 2014, including the final six contests of the season in which the Broncos ranked sixth in the NFL in rushing (147.7 ypg).
- Chosen as a Denver Broncos Community Champion Award winner in 2014.
- Appeared in every game for the first time in his career in 2013 and recorded nine receptions for 45 yards (5.0 avg.).
- Saw action in 176 snaps on offense in 2012, catching five passes for 63 yards (12.6 avg.), while participating in an additional 202 plays on special teams.
- Played 15 regular-season games (3 starts) and both playoff contests (1 start) for the Broncos

as a rookie in 2011.

- Contributed mostly as a blocking tight end for Denver's league-leading rushing offense (164.5 ypg.) in 2011 in addition to catching three passes for 24 yards (8.0 avg.) and totaling three tackles as a mainstay on special teams.
- Played 50 career games (34 starts) for the University of Nevada and helped the Wolf Pack average 500.2 yards per game during his four-year career (2007-10) to rank third in the nation in that period.
- Secured first-team All-Western Athletic Conference honors following his senior campaign at Nevada in which he totaled a career-high 35 receptions for 515 yards (14.7 avg.) with five touchdowns.
- Selected by the Broncos in the seventh round (204th overall) of the 2011 NFL Draft.

CAREER TRANSACTIONS: Signed by Denver as a draft choice 7/28/11.



2014: Green played 13 regular-season games (9 starts), totaling 74 receiving yards on six catches (12.3 avg.) with one touchdown... Added a career-high five special-teams tackles... Opened the final six games of the season as Denver ranked sixth in the NFL in rushing (147.7 ypg) during that stretch... Missed Games 8-10 due to a calf injury... Caught three passes for 46 yards (15.3 avg.)—both career-highs—and hauled in his first career touchdown vs. Oak. (12/28).

2013: Green played all 16 regular-season games (3 starts) for the first time in his career and caught a personal-best nine passes for 45 yards (5.0 avg.)... Finished with three special-teams stops... Appeared in all three playoff games, carrying the ball once for six yards.

2012: Green played 12 regular-season games (2 starts) for the Broncos, setting career highs with five catches for 63 yards (12.6 avg.)... Caught a career-best three passes for 44 yards, including a long of 28 yards, vs. N.O. (10/28)... Recovered an onside kick late in the fourth quarter vs. S.D. (11/18).

2011: Selected by Denver in the seventh round (204th overall) of the 2011 NFL Draft, Green played 15 regular-season games (3 starts) and contributed three catches for 24 yards (8.0 avg.) in addition to blocking for the league's No. 1 rushing attack (164.5 ypg.)... Logged the fourth-most plays on special teams for the Broncos and totaled three tackles on those units... Played in both of Denver's postseason contests, including a start in the Broncos AFC Divisional Playoff Game at N.E. (1/14).

COLLEGE: Green played 50 career games (34 starts) at the University of Nevada and totaled 72 receptions for 939 yards (13.0 avg.) with 11 touchdowns while helping the Wolf Pack rank fifth in the nation with 500.2 total yards per game from 2007-10... Recorded a personal-best 35 catches for 515 yards (14.7 avg.) with five touchdowns in his senior campaign to earn first-team All-Mountain West Conference honors... Named the Nevada Strength and Conditioning Athlete of the Year as a junior in 2009 in addition to being selected to the All-WAC second team.

PERSONAL: Green totaled 61 receptions for 1,014 yards (16.6 avg.) with 12 touchdowns during his career at Tulare Union (Calif.) High School, where he earned first-team All-East Yosemite League honors following his senior season... Lettered four years in basketball and another in track and field... Majored in general studies at Nevada... Named a 2014 Denver Broncos Community Champion Award winner for his contributions off the field... Works with the Mile High United Way to support successful learning for children in schools... Participated in multiple Hometown Huddle events, the Broncos' annual Play 60 event for the 16 branches of Boys & Girls Clubs of Metro Denver... Virgil Leo Green was born on Aug. 3, 1988, in Tulare, Calif.

GREEN'S REGULAR SEASON RECORD

Year	Club	RECEIVING						SCORING					
		G	S	No.	Yds.	Avg.	LG	TD	TD	TD	TD	2pt	Pts.
2011	Denver	15	3	3	24	8.0	9	0	0	0	0	0	0
2012	Denver	12	2	5	63	12.6	28	0	0	0	0	0	0
2013	Denver	16	3	9	45	5.0	10	0	0	0	0	0	0
2014	Denver	13	9	6	74	12.3	38	1	1	0	1	0	6
CAREER TOTALS		56	17	23	206	9.0	38	1	1	0	1	0	6

ADDITIONAL STATISTICS: Special-teams tackles — 2011 (3), 2012 (1), 2013 (3), 2014 (5), TOTAL (12). Miscellaneous tackles — 2011 (1), TOTAL (1). Rushing — 2014 (2 for 3 yds.), TOTAL (2 for 3 yds.).

GREEN'S POSTSEASON RECORD

Year	Club	RECEIVING						SCORING					
		G	S	No.	Yds.	Avg.	LG	TD	TD	TD	TD	2pt	Pts.
2011	Denver	2	1	0	0	0.0	—	0	0	0	0	0	0
2012	Denver	1	0	0	0	0.0	—	0	0	0	0	0	0
2013	Denver	3	0	1	3	3.0	3	0	0	0	0	0	0
2014	Denver	1	1	1	4	4.0	4	0	0	0	0	0	0
CAREER TOTALS		7	2	2	7	3.5	4	0	0	0	0	0	0

ADDITIONAL STATISTICS: One rush for 6 yds. vs. New England, 1/19/14.

GREEN'S SINGLE GAME HIGHS

(Postseason in parentheses)

Receptions — 3, twice, last vs. Oakland, 12/28/14 (1, twice, last vs. Indianapolis, 1/11/15). **Receiving yards** — 46 vs. Oakland, 12/28/14 (4 vs. Indianapolis, 1/11/15). **Longest reception** — 38 vs. Oakland, 12/28/14 (4 vs. Indianapolis, 1/11/15). **Receiving touchdowns** — 1 vs. Oakland, 12/28/14 (none).

VIRGIL GREEN'S CAREER GAME-BY-GAME

(Victories asterisked)

2011 DENVER (8-8)			RECEIVING					SCORING	
Date	Opponent	P/S	No.	Yds.	Avg.	LG	TD	2pt.	Pts.
Sep 12	vs. Oakland	P	0	0	0.0	—	0	0	0
Sep 18	vs. Cincinnati*	P	0	0	0.0	—	0	0	0
Sep 25	at Tennessee	P	1	7	7.0	7	0	0	0
Oct 2	at Green Bay	P	1	8	8.0	8	0	0	0
Oct 9	vs. San Diego	S	0	0	0.0	—	0	0	0
Oct 23	at Miami*	P	0	0	0.0	—	0	0	0
Oct 30	vs. Detroit	P	0	0	0.0	—	0	0	0
Nov 6	at Oakland*	INACTIVE							
Nov 13	at Kansas City*	P	0	0	0.0	—	0	0	0
Nov 17	vs. N.Y. Jets*	P	0	0	0.0	—	0	0	0
Nov 27	at San Diego*	P	0	0	0.0	—	0	0	0
Dec 4	at Minnesota*	S	0	0	0.0	—	0	0	0
Dec 11	vs. Chicago*	P	0	0	0.0	—	0	0	0
Dec 18	vs. New England	P	0	0	0.0	—	0	0	0
Dec 24	at Buffalo	P	1	9	9.0	9	0	0	0
Jan 1	vs. Kansas City	S	0	0	0.0	—	0	0	0
Regular Season Totals			15/3	3	24	8.0	9	0	0
Jan 8	vs. Pittsburgh* ^{\$}	P	0	0	0.0	—	0	0	0
Jan 14	at New England†	S	0	0	0.0	—	0	0	0
Postseason Totals			15/3	0	0	0.0	—	0	0

†AFC Wild Card Game; †AFC Divisional Playoff Game

2012 DENVER (13-3)			RECEIVING					SCORING	
Date	Opponent	P/S	No.	Yds.	Avg.	LG	TD	2pt.	Pts.
Games 1-4			RESERVE/SUSPENDED						
Oct 7	at New England	P	0	0	0.0	—	0	0	0
Oct 15	at San Diego*	S	0	0	0.0	—	0	0	0
Oct 28	vs. New Orleans*	P	3	44	14.7	28	0	0	0
Nov 4	at Cincinnati*	P	0	0	0.0	—	0	0	0
Nov 11	at Carolina*	S	0	0	0.0	—	0	0	0
Nov 18	vs. San Diego*	P	0	0	0.0	—	0	0	0
Nov 25	at Kansas City*	P	0	0	0.0	—	0	0	0
Dec 2	vs. Tampa Bay*	P	0	0	0.0	—	0	0	0
Dec 6	at Oakland*	P	0	0	0.0	—	0	0	0
Dec 16	at Baltimore*	P	0	0	0.0	—	0	0	0
Dec 23	vs. Cleveland*	P	0	0	0.0	—	0	0	0
Dec 30	vs. Kansas City*	P	2	19	9.5	11	0	0	0
Regular Season Totals			12/2	5	63	12.6	28	0	0
Jan 12	vs. Baltimore†	P	0	0	0.0	—	0	0	0
Postseason Totals			1/0	0	0	0.0	—	0	0

†AFC Divisional Playoff Game

2013 DENVER (13-3)			RECEIVING					SCORING	
Date	Opponent	P/S	No.	Yds.	Avg.	LG	TD	2pt.	Pts.
Sep 5	vs. Baltimore*	P	0	0	0.0	—	0	0	0
Sep 15	at N.Y. Giants*	P	1	5	5.0	5	0	0	0
Sep 23	vs. Oakland*	P	1	3	3.0	3	0	0	0
Sep 29	vs. Philadelphia*	P	1	5	5.0	5	0	0	0
Oct 6	at Dallas*	P	0	0	0.0	—	0	0	0
Oct 13	vs. Jacksonville*	P	0	0	0.0	—	0	0	0
Oct 20	at Indianapolis	P	0	0	0.0	—	0	0	0
Oct 27	vs. Washington*	P	0	0	0.0	—	0	0	0
Nov 10	at San Diego*	P	1	4	4.0	4	0	0	0
Nov 17	vs. Kansas City*	P	0	0	0.0	—	0	0	0
Nov 24	at New England	S	1	3	3.0	3	0	0	0
Dec 1	at Kansas City*	S	1	2	2.0	2	0	0	0
Dec 8	vs. Tennessee*	P	0	0	0.0	—	0	0	0
Dec 12	vs. San Diego	S	0	0	0.0	—	0	0	0
Dec 22	at Houston*	P	1	8	8.0	8	0	0	0
Dec 29	at Oakland*	P	2	15	7.5	10	0	0	0
Regular Season Totals			16/3	9	45	5.0	10	0	0
Jan 12	vs. San Diego*†	P	1	3	3.0	3	0	0	0
Jan 19	vs. New England* [#]	P	0	0	0.0	—	0	0	0
Feb 2	vs. Seattle*	P	0	0	0.0	—	0	0	0
Postseason Totals			3/0	1	3	3.0	3	0	0

†AFC Divisional Playoff Game; [#]AFC Championship Game; ^{\$}Super Bowl XLVIII

2014 DENVER (12-4)		RECEIVING						SCORING	
Date	Opponent	P/S	No.	Yds.	Avg.	LG	TD	2pt.	Pts.
Sep 7	vs. Indianapolis*	S	1	8	8.0	8	0	0	0
Sep 14	vs. Kansas City*	S	0	0	0	—	0	0	0
Sep 21	at Seattle	S	1	10	10.0	10	0	0	0
Oct 5	vs. Arizona*	P	0	0	0.0	—	0	0	0
Oct 12	at N.Y. Jets*	P	0	0	0.0	—	0	0	0
Oct 19	vs. San Francisco*	P	0	0	0.0	—	0	0	0
Oct 23	vs. San Diego*	P	0	0	0.0	—	0	0	0
Nov 2	at New England				INACTIVE				
Nov 9	at Oakland*				INACTIVE				
Nov 16	at St. Louis				INACTIVE				
Nov 23	vs. Miami*	S	0	0	0.0	—	0	0	0
Nov 30	at Kansas City*	S	1	10	10.0	10	0	0	0
Dec 7	vs. Buffalo*	S	0	0	0.0	—	0	0	0
Dec 14	at San Diego*	S	0	0	0.0	—	0	0	0
Dec 22	at Cincinnati	S	0	0	0.0	—	0	0	0
Dec 28	vs. Oakland*	S	3	46	15.3	38	1	0	6
Regular Season Totals		13/9	6	74	12.3	38	1	0	6
Jan 11	vs. Indianapolis†	S	1	4	4.0	4	0	0	0
Postseason Totals		1/1	1	4	4.0	4	0	0	0

AFC Divisional Playoff Game



CHRIS HARRIS JR.

25

CORNERBACK



5-10 • 199 • 5TH YR. • KANSAS

BORN: June 18, 1989, in Bixby, Okla.

HIGH SCHOOL: Bixby (Okla.) High School

ACQUIRED: College Free Agent, 2011

NFL YEAR: 5th • YEAR WITH BRONCOS: 5th

NFL GAMES PLAYED/STARTED: 63/47 • POSTSEASON GP/GS: 5/4

HARRIS JR. AT A GLANCE:

- A fifth-year cornerback who played 63 regular-season games (47 starts) in his first four NFL campaigns with Denver, totaling 10 interceptions (212 yds.) and 46 passes defended during that span.
- Earned his first Pro Bowl selection in 2014 to become just the sixth undrafted cornerback in NFL history to accomplish that feat with his original team.
- Voted by his teammates as the recipient of the 2014 Ed Block Courage Award after coming back from a torn ACL in 2013 to start every game and ranking first in opponent quarterback rating (47.8) when targeted, according to Pro Football Focus.
- Posted his third consecutive season with at least three interceptions in 2014, becoming one of just five NFL players to reach that mark in every year since 2012.
- Recognized as the recipient of the Darrent Williams Good Guy Award in 2013 given annually to the Bronco who best exemplifies Williams' enthusiasm, cooperation and honesty while dealing with members of the press.
- Emerged as a regular starter for the Broncos in 2012, opening the final 12 games of the regular season and allowing the fifth-fewest receiving yards (400) and tying for the eighth-fewest completions allowed (35) in the NFL among players targeted at least 60 times.
- Represented one of just two defensive backs in the league in 2012 to record multiple interceptions (3) and sacks (2.5), while returning two of his picks for touchdowns to tie the franchise single-season record.

25's TROPHY CASE

Pro Bowls (1) 2014

HARRIS JR. GOES FROM UNDRAFTED TO PRO BOWLER

UNDRAFTED CORNERBACKS TO MAKE A PRO BOWL WITH THEIR ORIGINAL TEAM, NFL HISTORY

Player	Team	Rookie Yr.	First Pro Bowl
Cornell Green	Dallas	1962	1971*
Emmitt Thomas	Kansas City	1966	1971*
Robert James	Buffalo	1969	1972
Rolland Lawrence	Atlanta	1973	1977
Everson Walls	Dallas	1981	1981
Chris Harris Jr.	Denver	2011	2014

*Named an AFL All-Star before being selected to the Pro Bowl

- Recorded the longest interception return for a touchdown in Broncos history with his 98-yard pick-six at Baltimore (12/16/12).
- Posted his first career multiple-interception game and his first career touchdown on a 46-yard interception return to seal Denver's win at San Diego (10/15/12).
- Played all 16 regular-season games (4 starts) and two playoff contests (1 start) as a rookie in 2011 after becoming the 13th college free agent since 1997 to make Denver's active roster out of training camp.
- Named to the 2011 NFL All-Rookie Team by the PFW/PFWA and *Football Outsiders* after ranking first among NFL rookie defensive backs (fourth on the Broncos) with 65 tackles (56 solo) to go along with one interception (15 yds.), six passes defended and six special-teams stops.
- Played 50 games (41 starts) for the University of Kansas and finished his career ranked third among defensive backs with 290 tackles (197 solo) in addition to four sacks (21 yds.) and three interceptions (11 yds.).
- Saw time at safety and cornerback as a senior captain for the Jayhawks, earning KU Defensive Back of the Year honors.
- Entered the NFL with Denver as a college free agent on July 27, 2011.

CAREER TRANSACTIONS: Signed by Denver as a college free agent 7/27/11.



2014: Harris Jr. started all 16 regular-season games for the first time in his career, earning his first Pro Bowl selection just months after having ACL surgery... Became just the sixth undrafted cornerback in pro football history to make a Pro Bowl with his original team... Selected as the Broncos' 2014 Ed Block Courage Award winner for his commitment to the principles of sportsmanship and courage... Totaled 55 tackles (51 solo), three interceptions (52 yds.), a team-high 17 passes defended, one forced fumble and one fumble recovery... Ranked first among all cornerbacks for opponent quarterback rating (47.8) and did not allow a single touchdown according to Pro Football Focus... Posted a career-high four passes defended vs. Ari. (10/5)... Recorded his first career fumble recovery at Oak. (11/9) and his first career forced fumble vs. Mia. (11/23).

2013: Harris Jr. played all 16 regular-season games (15 starts) and matched his career high with 65 tackles to rank second among Broncos defensive backs... Tied for the team lead with three interceptions and set a new career mark with 14 pass breakups... Saw action in one playoff game for the Broncos before a season-ending knee injury... Became the first Bronco since Champ Bailey in 2009 to record interceptions in back-to-back games when he picked off a pass from Eli Manning in the fourth quarter at NYG (9/15)... Led the team with a career-best 11 tackles vs. Jac. (10/13)... Tied for the team lead with six tackles and added a career-best three pass breakups at K.C. (12/1)... Suffered a torn ACL in Denver's AFC Divisional Playoff Game vs. S.D. (1/12) and was placed on injured reserve on Jan. 14.

2012: Harris Jr. played 15 games (12 starts) in the regular season and tied for the team lead with three interceptions—two of them returned for touchdowns—and nine passes defended... Added 61 tackles (51 solo) and 2.5 sacks (17.5 yds.) as one of just two defensive backs in the NFL to post multiple interceptions and sacks... Ranked fifth in the NFL in receiving yards allowed (400) and tied for the eighth-fewest completions (35) allowed among players with at least 60 defensive targets... Finished fifth in the league with his 144 interception return yards to represent the fourth-highest single-season total in franchise history... Missed Denver's Week 2 contest at Atl. (9/17) with an ankle injury... Recorded his first career multiple-interception game and his first career touchdown on a 46-yard interception return to cap Denver's 24-point comeback at S.D. (10/15)... Sacked Panthers quarterback Cam Newton and led the Broncos with seven tackles while seeing time at outside cornerback, nickel corner, and safety at Car. (11/11)... Intercepted Ravens quarterback Joe Flacco and returned it a franchise-record 98 yards for a touchdown at Bal. (12/16)... Tied a franchise postseason record with four pass breakups in Denver's AFC Divisional Playoff Game vs. Bal. (1/12).

2011: Harris Jr., who entered the NFL with Denver as a college free agent on July 27, played all 16 regular-season games (4 starts) as a rookie and finished fifth on the club (first among NFL rookie defensive backs) with 65 tackles (56 solo) to go along with one interception (15 yds.) and six passes defended... Ranked fifth on the Broncos with six special-teams stops... Played in both of Denver's postseason contests, including a start in the AFC Divisional Playoff Game at N.E. (1/14), and tied for third on the team with 13 tackles (7 solo)... Named to the 2011 NFL All-Rookie Team by the PFW/PFWA and *Football Outsiders*.

COLLEGE: Harris Jr. finished his career at the University of Kansas ranked third among defensive backs with 290 tackles (197 solo) and added four sacks (21 yds.) and three interceptions (11 yds.) for the Jayhawks...

HARRIS JR. BREAKS OUT IN 2014

LOWEST OPPONENT QB RATING, NFL, 2014 (SOURCE: PRO FOOTBALL FOCUS)

Player	Rec.	Yds.	Rtg.
1. Chris Harris Jr., Den.	46	356	47.8
2. Richard Sherman, Sea.	31	422	48.4
3. Aqib Talib, Den.	55	578	72.2
4. Darrelle Revis, N.E.	41	557	72.6
5. Desmond Trufant, Atl.	54	649	74.0

HARRIS JR.'S 98 YARD INTERCEPTION RETURN SETS FRANCHISE RECORD

LONGEST INTERCEPTION RETURNS, BRONCOS HISTORY

Player	Opp. (Date)	Ret.
1. Chris Harris	at Bal. (12/16/12)	98t
2. Randy Gradishar	at Cle. (10/5/80)	93t
3. Darrent Williams	at Oak. (11/13/05)	80t
Ray Crockett	at Oak. (9/20/98)	80t
5. Jimmy Spencer	vs. Sea. (12/10/00)	79t

Played 50 career games (41 starts), seeing time at cornerback and safety... Named KU Defensive Back of the Year as a senior and was selected as the co-recipient of Kansas' Don Fambrrough Award for unselfishness following his junior campaign... Opened 10 games as a true freshman for Kansas in 2007 and was tabbed as the Big 12 Conference Newcomer of the Year in addition to receiving honorable mention Freshman All-America recognition.

PERSONAL: Harris Jr. attended Bixby (Okla.) High School, where he was an all-state defensive back and was named district player of the year as a senior in 2006... Lettered in basketball and track and was a member of the academic state champion teams during his final two prep seasons... Majored in social psychology at Kansas... Started the Chris Harris Jr. Foundation to support "underdogs"—individuals, particularly children, who are at a disadvantage because of circumstances beyond their control... Holds a free Underdog Football Skills Academy in Denver as well as his hometown of Tulsa, Okla.... Selected as the Broncos' 2014 Ed Block Courage Award winner for his commitment to the principles of sportsmanship and courage... Received the Henry B. Iba Citizen Athlete Award from the Rotary Club of Tulsa, Okla., in 2015... Named the 2013 winner of the Darrent Williams Good Guy Award, an award given for accountability and accessibility in the day-to-day workings of the season presented by the Denver chapter of the Pro Football Writers of America... Chris Harris Jr. was born on June 18, 1989, in Bixby, Okla.

HARRIS JR.'S REGULAR SEASON RECORD

Year	Club	G	S	UT	A	TT	S-Yds.	I-Yds.	PD	FF	FR	TD-Int.	TD-FR	S	Pts.
2011	Denver	16	4	56	9	65	0-0	1-15	6	0	0	0	0	0	0
2012	Denver	15	12	51	10	61	2.5-17.5	3-144	9	0	0	2	0	0	12
2013	Denver	16	15	58	7	65	0-0	3-1	14	0	0	0	0	0	0
2014	Denver	16	16	51	4	55	1-2	3-52	17	1	1	0	0	0	0
CAREER TOTALS		63	47	216	30	246	3.5-19.5	10-212	46	1	1	2	0	0	12

ADDITIONAL STATISTICS: Special-teams tackles — 2011 (6), TOTAL (6). Special-teams fumble recoveries — 2011 (1), 2012 (1), TOTAL (2).

HARRIS JR.'S POSTSEASON RECORD

Year	Club	G	S	UT	A	TT	S-Yds.	I-Yds.	PD	FF	FR	TD-Int.	TD-FR	S	Pts.
2011	Denver	2	1	7	6	13	0-0	0-0	0	0	0	0	0	0	0
2012	Denver	1	1	3	0	3	0-0	0-0	4	0	0	0	0	0	0
2013	Denver	1	1	2	0	2	0-0	0-0	1	0	0	0	0	0	0
2014	Denver	1	1	3	0	3	0-0	0-0	1	0	0	0	0	0	0
CAREER TOTALS		5	4	15	6	21	0-0	0-0	6	0	0	0	0	0	0

HARRIS JR.'S SINGLE GAME HIGHS

(Postseason in parentheses)

Tackles — 11 vs. Jacksonville, 10/13/13 (8 at New England, 1/14/12). **Interceptions** — 2 at San Diego, 10/15/12 (none). **Interception return yards** — 98 at Baltimore, 12/16/12 (none). **Passes defended** — 4 vs. Arizona, 10/5/14 (4 vs. Baltimore, 1/12/13). **Sacks** — 1, three times, last vs. Buffalo, 12/7/14 (none). **Sack yards** — 11 vs. Oakland, 9/30/12 (none). **Forced fumbles** — 1 vs. Miami, 11/23/14 (none). **Fumble recoveries** — 1 at Oakland, 11/9/14 (none).

CHRIS HARRIS JR.'S GAME-BY-GAME

(Victories asterisked)


2011 DENVER (8-8)		TACKLES													
Date	Opponent	P/S	UT	A	TT	S-Yds.	I-Yds.	PD	FF	FR					
Sep 12	vs. Oakland	P	0	0	0	0-0	0-0	0	0	0					
Sep 18	vs. Cincinnati*	P	0	0	0	0-0	0-0	0	0	0					
Sep 25	at Tennessee	P	0	0	0	0-0	0-0	0	0	0					
Oct 2	at Green Bay	P	2	2	4	0-0	0-0	0	0	0					
Oct 9	vs. San Diego	P	0	0	0	0-0	0-0	0	0	0					
Oct 23	at Miami*	P	0	0	0	0-0	0-0	2	0	0					
Oct 30	vs. Detroit	S	6	3	9	0-0	0-0	0	0	0					
Nov 6	at Oakland*	S	8	2	10	0-0	1-15	1	0	0					
Nov 13	at Kansas City*	P	8	0	8	0-0	0-0	1	0	0					
Nov 17	vs. N.Y. Jets*	P	3	0	3	0-0	0-0	0	0	0					
Nov 27	at San Diego*	P	4	1	5	0-0	0-0	0	0	0					
Dec 4	at Minnesota*	S	4	0	4	0-0	0-0	0	0	0					
Dec 11	vs. Chicago*	P	2	0	2	0-0	0-0	1	0	0					
Dec 18	vs. New England	S	9	0	9	0-0	0-0	0	0	0					
Dec 24	at Buffalo	P	7	1	8	0-0	0-0	0	0	0					
Jan 1	vs. Kansas City	P	3	0	3	0-0	0-0	1	0	0					
Regular Season Totals			16/4	56	9	65	0-0	1-15	6	0	0				
Jan 8	vs. Pittsburgh* ^S	P	4	1	5	0-0	0-0	0	0	0					
Jan 14	at New England [†]	S	3	5	8	0-0	0-0	0	0	0					
Postseason Totals			2/1	7	6	13	0-0	0-0	0	0	0				

SAFC Wild Card Game; †AFC Divisional Playoff Game

2012 DENVER (13-3) TACKLES										
Date	Opponent	P/S	UT	A	TT	S-Yds.	I-Yds.	PBU	FF	FR
Sep 9	vs. Pittsburgh*	P	3	1	4	0.5-3.5	0-0	0	0	0
Sep 17	at Atlanta				INACTIVE					
Sep 23	vs. Houston	P	4	0	4	0-0	0-0	1	0	0
Sep 30	vs. Oakland*	P	3	0	3	1-11	0-0	0	0	0
Oct 7	at New England	S	4	3	7	0-0	0-0	0	0	0
Oct 15	at San Diego*	S	4	0	4	0-0	2-46	2	0	0
Oct 28	vs. New Orleans*	S	2	1	3	0-0	0-0	2	0	0
Nov 4	at Cincinnati*	S	4	2	6	0-0	0-0	1	0	0
Nov 11	at Carolina*	S	6	1	7	1-3	0-0	0	0	0
Nov 18	vs. San Diego*	S	3	0	3	0-0	0-0	2	0	0
Nov 25	at Kansas City*	S	1	1	2	0-0	0-0	0	0	0
Dec 2	vs. Tampa Bay*	S	5	1	6	0-0	0-0	2	0	0
Dec 6	at Oakland*	S	1	0	1	0-0	0-0	0	0	0
Dec 16	at Baltimore*	S	1	0	1	0-0	1-98	1	0	0
Dec 23	vs. Cleveland*	S	8	0	8	0-0	0-0	0	0	0
Dec 30	vs. Kansas City*	S	2	0	2	0-0	0-0	1	0	0
Regular Season Totals		15/12	51	10	61	2.5-17.5	3-144	12	0	0
Jan 12	vs. Baltimore†	S	3	0	3	0-0	0-0	4	0	0
Postseason Totals		1/1	3	0	3	0-0	0-0	4	0	0
†AFC Divisional Playoff Game										
2013 DENVER (13-3) TACKLES										
Date	Opponent	P/S	UT	A	TT	S-Yds.	I-Yds.	PBU	FF	FR
Sep 5	vs. Baltimore*	S	3	0	3	0-0	1-0	1	0	0
Sep 15	at N.Y. Giants	S	5	1	6	0-0	1-0	2	0	0
Sep 23	vs. Oakland*	S	4	1	5	0-0	0-0	0	0	0
Sep 29	vs. Philadelphia*	S	1	0	1	0-0	0-0	0	0	0
Oct 6	at Dallas*	S	4	0	4	0-0	0-0	0	0	0
Oct 13	vs. Jacksonville*	P	10	1	11	0-0	0-0	0	0	0
Oct 20	at Indianapolis*	S	5	2	7	0-0	0-0	1	0	0
Oct 27	vs. Washington*	S	3	0	3	0-0	1-1	2	0	0
Nov 10	at San Diego*	S	5	0	5	0-0	0-0	2	0	0
Nov 17	vs. Kansas City*	S	3	0	3	0-0	0-0	0	0	0
Nov 24	at New England	S	3	1	4	0-0	0-0	0	0	0
Dec 1	at Kansas City*	S	6	0	6	0-0	0-0	3	0	0
Dec 8	vs. Tennessee*	S	1	0	1	0-0	0-0	0	0	0
Dec 12	vs. San Diego	S	0	0	0	0-0	0-0	0	0	0
Dec 22	at Houston*	S	3	1	4	0-0	0-0	2	0	0
Dec 29	at Oakland*	S	2	0	2	0-0	0-0	0	0	0
Regular Season Totals		16/15	58	7	65	0-0	3-1	13	0	0
Jan 12	vs. San Diego*†	S	2	0	2	0-0	0-0	1	0	0
PLACED ON INJURED RESERVE (KNEE) ON JAN. 14										
Postseason Totals		1/1	2	0	2	0-0	0-0	1	0	0
†AFC Divisional Playoff Game										
2014 DENVER (12-4) TACKLES										
Date	Opponent	P/S	UT	A	TT	S-Yds.	I-Yds.	PD	FF	FR
Sep 7	vs. Indianapolis*	S	3	0	3	0-0	0-0	2	0	0
Sep 14	vs. Kansas City*	S	6	0	6	0-0	0-0	1	0	0
Sep 21	at Seattle	S	2	1	3	0-0	1-13	1	0	0
Oct 5	vs. Arizona*	S	2	0	2	0-0	0-0	4	0	0
Oct 12	at N.Y. Jets*	S	1	0	1	0-0	0-0	0	0	0
Oct 19	vs. San Francisco*	S	3	0	3	0-0	0-0	1	0	0
Oct 23	vs. San Diego*	S	3	1	4	0-0	1-1	1	0	0
Nov 2	at New England	S	5	0	5	0-0	0-0	0	0	0
Nov 9	at Oakland*	S	4	0	4	0-0	0-0	1	0	1
Nov 16	at St. Louis	S	2	0	2	0-0	0-0	0	0	0
Nov 23	vs. Miami*	S	5	0	5	0-0	0-0	1	1	0
Nov 30	at Kansas City*	S	2	0	2	0-0	0-0	1	0	0
Dec 7	vs. Buffalo*	S	5	0	5	1-2	1-38	1	0	0
Dec 14	at San Diego*	S	4	0	4	0-0	0-0	1	0	0
Dec 22	at Cincinnati	S	3	1	4	0-0	0-0	1	0	0
Dec 28	vs. Oakland*	S	1	1	2	0-0	0-0	1	0	0
Regular Season Totals		16/16	51	4	55	1-2	3-52	17	1	1
Jan 11	vs. Indianapolis†	S	3	0	3	0-0	0-0	1	0	0
Postseason Totals		1/1	3	0	3	0-0	0-0	1	0	0
†AFC Divisional Playoff Game										

Did You Know?

The Broncos own the NFL's best record through the first month of the season during the last 20 years with a 50-23 (.685) mark in those games since 1995.



RYAN HARRIS

68

OFFENSIVE TACKLE

6-5 • 302 • 8TH YR. • NOTRE DAME

BORN: March 11, 1985, in Minneapolis, Minn.

HIGH SCHOOL: Cretin-Derham Hall High School, St. Paul, Minn.

ACQUIRED: Draft #3 (70th overall), 2007

NFL YEAR: 8th • **YEAR WITH BRONCOS:** 5th

NFL GAMES PLAYED/STARTED: 94/54 • **POSTSEASON GP/GS:** 2/0



HARRIS AT A GLANCE:

- An eighth-year offensive tackle who played 94 games (54 starts) and two playoff contests during his first seven NFL seasons with Denver (2007-10), Houston (2012-13) and Kansas City (2014).
- Started 15-of-16 games played for the Chiefs in 2014, helping running back Jamal Charles total 1,033 yards rushing.
- Appeared in 32 games (5 starts) for Houston in 2012-13, contributing to the team finishing in the top-10 in total offense (5,953 yds.) and rushing offense (2,123 yds.) in 2012.
- Competed with Philadelphia in training camp and in the preseason in 2011.
- Began his career with the Broncos in 2007 after being selected in the third round (70th overall) of the 2007 NFL Draft and played 46 games (34 starts) with the club.
- Played collegiately at University of Notre Dame, where he started all 45 career games (37 at left tackle and 8 at right tackle) played.
- Named a USA Today All-American his senior season at Cretin-Derham Hall High School in St. Paul, Minn.
- Re-joined the Broncos as an unrestricted free agent on May 28, 2015.

CAREER TRANSACTIONS: Signed by Denver as a draft choice 7/26/07; Signed by Philadelphia as an unrestricted free agent 8/2/11; Released by Philadelphia 9/3/11; Signed by Denver 1/2/12; Released by Denver 8/31/12; Signed by Houston 9/2/12; Signed by Kansas City 7/24/14; Signed by Denver 5/28/15.



2014: Harris started 15-of-16 games played at right tackle for Kansas City, helping running back Jamal Charles total 1,033 yards rushing... Made his first start as a Chief at Den. (9/14).

2013: Harris started 3-of-16 games played at left tackle for Houston... Allowed two sacks (13 yds.) on the season, according to Stats Inc.... Made his first career start at left tackle at Bal. (9/22).

2012: Harris played 16 games (2 starts) for Houston after spending training camp with the Broncos... Made his first start as a Texan at Ten. (12/2)... Did not allow a sack and was not called for a penalty in both of his starts... Helped the offense rank seventh in the NFL in total offense (385.6 ypg.) and eighth in scoring (26.0 ypg.)... Saw action in both of Houston's postseason games.

2011: Harris competed with Philadelphia in training camp and in the preseason, but did not appear on an NFL roster during the regular season.

2010: Harris appeared in 11 games (10 starts) for Denver, making all of his appearances at right tackle... Allowed only 3.25 sacks (26.25 yds.) and was called for two penalties (10 yds.), according to Stats Inc.... Made his season debut at Ten. (10/3).

2009: Harris started all eight games played for Denver at right tackle... Played the first seven games of the season before missing all but one game the of the season with a toe injury... Part of an offense that threw for 3,825 yards and rushed for more than 1,800 yards.

2008: Harris started all 16 games for the Broncos at right tackle in his second season in the NFL... Allowed only 2.5 sacks (10.5 yds) and was called for only two penalties (15 yds.), according to Stats Inc... Contributed to an offense that allowed only 12 sacks, which ranked tied for first in the league... Helped the offense pass for more than 4,500 yards (third in the league) and rush for more than 1,800 yards.

2007: Selected by the Broncos in the third round (70th overall) of the 2007 NFL Draft, Harris appeared in 11 games for the club during his rookie campaign... Made his NFL debut vs. Pit. (10/21)... Saw action in every game after Week 7.

COLLEGE: Harris started all 45 games played at Notre Dame University, making his first eight starts at right tackle before playing in 37 straight contests at left tackle... Named to the 2006 Outland Trophy watch list.

PERSONAL: Harris was named a USA Today All-American his senior season at Cretin-Derham Hall High School in St. Paul, Minn... Did not allow a sack in either of his final two seasons, earning all-state honors... Majored in political science and economics at Notre Dame... Ryan Harris was born on March 11, 1985, in St. Paul, Minn.

HARRIS' REGULAR SEASON RECORD

Year	Club	G	S
2007	Denver	11	0
2008	Denver	16	16
2009	Denver	8	8
2010	Denver	11	10
2012	Houston	16	2
2013	Houston	16	3
2014	Kansas City	16	15
CAREER TOTALS		94	54

ADDITIONAL STATISTICS: Miscellaneous tackles — 2008 (3), 2010 (1), 2014 (3), TOTAL (7). Miscellaneous fumble recoveries — 2010 (1), 2012 (1), TOTAL (2).

HARRIS' POSTSEASON RECORD

Year	Club	G	S
2012	Houston	2	0
CAREER TOTALS		2	0



RONNIE HILLMAN

23

RUNNING BACK

5-10 • 195 • 4TH YR. • SAN DIEGO STATE

BORN: Sept. 14, 1991, in Long Beach, Calif.

HIGH SCHOOL: La Habra (Calif.) High School

ACQUIRED: Draft #3 (67th overall), 2012

NFL YEAR: 4th • **YEAR WITH BRONCOS:** 4th

NFL GAMES PLAYED/STARTED: 32/4 • **POSTSEASON GP/GS:** 2/0



HILLMAN AT A GLANCE:

- A fourth-year running back who appeared in 32 regular-season games (4 starts) during his first three NFL seasons with Denver, totaling 982 yards rushing on 246 carries (4.0 avg.) with five touchdowns.
- Rushed for a career-high 434 yards and three touchdowns (4.1 avg.) while contributing personal-bests in receptions (21) and receiving yards (139) in eight games (4 starts) in 2014.
- Finished third on the Broncos with 330 rushing yards and one touchdown as the NFL's youngest player in 2012.
- Recorded a Broncos postseason rookie-record 22 carries for 83 yards (3.8 avg.) in Denver's AFC Divisional Playoff Game vs. Baltimore (1/12/13).
- Played 26 games (20 starts) at San Diego State University and finished third in school history with 3,243 yards rushing in just two seasons with the Aztecs.
- Totaled 15 100-yard rushing games and three 200-yard outputs to go along with 36 rushing scores during his collegiate career at SDSU.
- Received first-team All-Mountain West Conference honors following both of his seasons in addition to being selected as the MWC Freshman of the Year in 2010.
- Selected by the Broncos in the third round (67th overall) of the 2012 NFL Draft.

CAREER TRANSACTIONS: Signed by Denver as a draft choice 7/24/12.



2014: Hillman played eight regular-season games (4 starts) for the Broncos, totaling career-highs in every offensive category... Rushed 106 times for 434 yards (4.1 avg.) with three touchdowns in addition to catching 21 passes for 139 yards (6.6 avg.) with one score... Became just the fourth player in team history to reach the century mark in his first NFL start when he rushed for a career-high 100 yards on 24 carries (4.2 avg.) at NYJ (10/12)... Notched his first career multiple-touchdown game with two rushing scores on *Sunday Night Football* vs. S.F. (10/19)... Rushed for a career-high 109 yards (5.5 avg.) on 20 carries vs. S.D. (10/23)... Became the first Bronco since RB Correll Buckhalter (vs. Hou., 12/26/10) to post a rushing touchdown (1 yd.) and a receiving score (15 yds.) in the same game with his effort at N.E. (11/2)... Missed Games 10-15 with a foot injury... Returned for Denver's final regular-season game and totaled 56 yards rushing on 15 carries (3.7 avg.) vs. Oak. (12/28).

2013: Hillman played 10 regular-season games and totaled 55 carries for 218 yards (4.0 avg.) for the Broncos in 2013... Averaged 7.3 yards per carry, rushing nine times for a game-high 66 yards on *Monday Night Football* vs. Oak. (9/23)... Posted a career-best four catches for 42 yards at Dal. (10/6).

2012: Selected by the Broncos in the third round (67th overall) of the 2012 NFL Draft, Hillman played 14

regular-season games and finished third on the team with 330 rushing yards and one touchdown on 85 carries... Made his NFL debut, registering two carries for seven yards and one catch for one yard vs. Hou. (9/23)... Set career marks with 14 carries for 86 yards (6.1 avg.) and a long of 31 vs. N.O. (10/28)... Scored his first career touchdown on a 5-yard run at Car. (11/11)... Ran the ball a team-high 12 times, totaling 59 yards of offense vs. S.D. (11/18)... Had a career high with 15 carries at Bal. (12/16)... Relieved injured starter Knowshon Moreno in Denver's AFC Divisional Playoff Game vs. Bal. (1/12) and totaled 83 yards on 22 carries (3.8 avg.) to mark the most attempts by a Broncos rookie in postseason history.

COLLEGE: Hillman saw action in 26 games (20 starts) at San Diego State University and ranked third in school history with 3,243 yards rushing in just two seasons with the Aztecs... Accounted for 15 100-yard rushing games and three 200-yard outputs, while scoring 36 rushing touchdowns... Named first-team All-Mountain West Conference as a redshirt sophomore in 2011 after rushing for a career-high 1,711 yards and 19 touchdowns on 311 carries (5.5 avg.) and earning MWC Player of the Week honors on three occasions... Ranked fourth in the NCAA in rushing (131.6 ypg) and ninth in scoring (9.2 ppg) in 2011... Selected as the MWC Freshman of the Year in 2010 after totaling 262 carries for 1,532 yards (5.8 avg.) with 17 touchdowns.

PERSONAL: Hillman attended La Habra (Calif.) High School, where as a senior he led his team to the 2008 CIF Southern Section Southwest Division title after rushing for 1,251 yards and 14 touchdowns on just 97 carries (12.9 avg.)... Accounted for 2,104 all-purpose yards and 27 total touchdowns to earn first-team all-county pick honors from the *Orange County Register* in addition to being selected as the Freeway League MVP... Earned Southeast Division Offensive Player of the Year honors following his junior season in which he amassed 1,615 yards and 20 touchdowns rushing... Studied social science at San Diego State... Played on a youth football team in Los Angeles coached by rapper Snoop Dogg... Ronnie Hillman was born on Sept. 14, 1991, in Long Beach, Calif.

HILLMAN'S REGULAR SEASON RECORD

Year	Club	G	S	No.	RUSHING				No.	RECEIVING				SCORING					
					Yds.	Avg.	LG	TD		Yds.	Avg.	LG	TD	TD	TDr	Tdp	TDr	2pt	Pts.
2012	Denver	14	0	85	330	3.9	31	1	10	62	6.2	29	0	1	1	0	0	0	6
2013	Denver	10	0	55	218	4.0	19	1	12	119	9.9	19	0	1	1	0	0	0	6
2014	Denver	8	4	106	434	4.1	37t	3	21	139	6.6	16	1	4	3	1	0	0	24
CAREER TOTALS		32	4	246	982	4.0	37t	5	43	320	7.4	29	1	6	5	1	0	0	36

ADDITIONAL STATISTICS: Miscellaneous tackles — 2014 (1), TOTAL (1).

HILLMAN'S POSTSEASON RECORD

Year	Club	G	S	No.	RUSHING				No.	RECEIVING				SCORING					
					Yds.	Avg.	LG	TD		Yds.	Avg.	LG	TD	TD	TDr	TDP	TDr	2pt	Pts.
2012	Denver	1	0	22	83	3.8	11	0	3	20	6.7	11	0	0	0	0	0	0	0
2014	Denver	1	0	2	8	4.0	10	0	0	0	0.0	—	0	0	0	0	0	0	0
CAREER TOTALS		2	0	24	91	3.8	11	0	3	20	6.7	11	0	0	0	0	0	0	0

HILLMAN'S SINGLE GAME HIGHS

(Postseason in parentheses)

Rushes — 24, at N.Y. Jets, 10/12/14 (22 vs. Baltimore, 1/12/13). **Rushing yards** — 109, vs. San Diego, 10/23/14 (83 vs. Baltimore, 1/12/13). **Longest rush** — 37, twice, last vs. San Diego, 10/23/14 (11 vs. Baltimore, 1/12/13). **Rushing touchdowns** — 2 vs. San Francisco, 10/19/14 (none). **Receptions** — 7, at New England, 11/2/14 (3 vs. Baltimore, 1/12/13). **Receiving yards** — 47 at New England, 11/2/14 (20 vs. Baltimore, 1/12/13). **Longest reception** — 29 vs. Oakland, 9/30/12 (11 vs. Baltimore, 1/12/13). **Receiving touchdowns** — 1, at New England, 11/2/14 (none).

RONNIE HILLMAN'S CAREER GAME-BY-GAME

(Victories asterisked)

2012 DENVER (13-3)		P/S	RUSHING						RECEIVING					SCORING			
Date	Opponent		No.	Yds.	Avg.	LG	TD	No.	Yds.	Avg.	LG	TD	2pt.	Pts.			
Sep 9	vs. Pittsburgh*																
Sep 17	at Atlanta																
Sep 23	vs. Houston	P	2	7	3.5	4	0	1	1	1.0	1	0	0	0			
Sep 30	vs. Oakland*	P	10	31	3.1	12	0	2	32	16.0	29	0	0	0			
Oct 7	at New England	P	3	9	3.0	7	0	1	4	4.0	4	0	0	0			
Oct 15	at San Diego*	P	2	3	1.5	3	0	0	0	0.0	—	0	0	0			
Oct 28	vs. New Orleans*	P	14	86	6.1	31	0	1	-4	-4.0	-4	0	0	0			
Nov 4	at Cincinnati*	P	1	4	4.0	4	0	1	5	5.0	5	0	0	0			
Nov 11	at Carolina*	P	5	5	1.0	5t	1	2	8	4.0	7	0	0	6			
Nov 18	vs. San Diego*	P	12	43	3.6	21	0	2	16	8.0	12	0	0	0			
Nov 25	at Kansas City*	P	3	9	3.0	10	0	0	0	0.0	—	0	0	0			
Dec 2	vs. Tampa Bay*	P	5	29	5.8	9	0	0	0	0.0	—	0	0	0			
Dec 6	at Oakland*	P	4	24	6.0	12	0	0	0	0.0	—	0	0	0			
Dec 16	at Baltimore*	P	15	32	2.1	8	0	0	0	0.0	—	0	0	0			
Dec 23	vs. Cleveland*	P	6	35	5.8	12	0	0	0	0.0	—	0	0	0			
Dec 30	vs. Kansas City*	P	3	13	4.3	5	0	0	0	0.0	—	0	0	0			
Regular Season Totals			14/0	85	330	3.9	31	1	10	62	6.2	29	0	0	0	0	6
Jan 12	vs. Baltimore†	P	22	83	3.8	11	0	3	20	6.7	11	0	0	0			
Postseason Totals			1/0	22	83	3.8	11	0	3	20	6.7	11	0	0	0	0	6


†AFC Divisional Playoff Game

2013 DENVER (13-3)			RUSHING					RECEIVING					SCORING	
Date	Opponent	P/S	No.	Yds.	Avg.	LG	TD	No.	Yds.	Avg.	LG	TD	2pt.	Pts.
Sep 5	vs. Baltimore*	P	4	15	3.8	7	0	2	27	13.5	17	0	0	0
Sep 15	at N.Y. Giants*	P	1	3	3.0	3	0	0	0	0.0	—	0	0	0
Sep 23	vs. Oakland*	P	9	66	7.3	19	1	1	12	12.0	12	0	0	6
Sep 29	vs. Philadelphia*	P	11	36	3.3	10	0	2	21	10.5	14	0	0	0
Oct 6	at Dallas*	P	7	17	2.4	17	0	4	42	10.5	19	0	0	0
Oct 13	vs. Jacksonville*	P	4	20	5.0	11	0	2	16	8.0	11	0	0	0
Oct 20	at Indianapolis	P	4	25	6.3	14	0	1	1	1.0	1	0	0	0
Games 8-11														
Dec 1	at Kansas City*	P	0	0	0.0	—	0	0	0	0.0	—	0	0	0
Dec 8	vs. Tennessee*													
Dec 12	vs. San Diego													
Dec 22	at Houston*	P	3	6	2.0	3	0	0	0	0.0	—	0	0	0
Dec 29	at Oakland*	P	12	30	2.5	8	0	0	0	0.0	—	0	0	0
Regular Season Totals			10/0	55	218	4.0	19	1	12	119	9.9	19	0	6
Jan 12	vs. San Diego*†													
Jan 19	vs. New England*#													
Feb 2	vs. Seattle													

Postseason Totals	0/0	0	0	0.0	—	0	0	0	0.0	—	0	0	0	0
†AFC Divisional Playoff Game; #AFC Championship Game; \$Super Bowl XLVIII														

2014 DENVER (12-4)			RUSHING					RECEIVING					SCORING	
Date	Opponent	P/S	No.	Yds.	Avg.	LG	TD	No.	Yds.	Avg.	LG	TD	2pt.	Pts.
Sep 7	vs. Indianapolis*													
Sep 14	vs. Kansas City*													
Sep 21	at Seattle	P	2	2	1.0	2	0	1	7	7.0	7	0	0	0
Oct 5	vs. Arizona*	P	15	64	4.3	16	0	0	0	0.0	—	0	0	0
Oct 12	at N.Y. Jets*	S	24	100	4.2	26	0	3	16	5.3	9	0	0	0
Oct 19	vs. San Francisco*	S	14	74	5.3	37†	2	4	29	7.3	11	0	0	12
Oct 23	vs. San Diego*	P	20	109	5.5	37	0	3	29	9.7	16	0	0	0
Nov 2	at New England	S	10	16	1.6	4	1	7	47	6.7	15†	1	0	12
Nov 9	at Oakland*	S	6	13	2.2	6	0	2	9	4.5	8	0	0	0
Games 10-15														
Dec 28	vs. Oakland*	P	15	56	3.7	13	0	1	2	2.0	2	0	0	0
Regular Season Totals			8/4	106	434	4.1	37†	3	21	139	6.6	16	1	24
Jan 11	vs. Indianapolis†	P	2	8	4.0	10	0	0	0	0	0	0	0	0
Postseason Totals			1/0	2	8	4.0	10	0	0	0	0	0	0	0

†AFC Divisional Playoff Game



MALIK JACKSON

97

DEFENSIVE END



6-5 • 293 • 4TH YR. • TENNESSEE

BORN: Jan. 11, 1990, in Northridge, Calif.

HIGH SCHOOL: Birmingham High School, Van Nuys, Calif.

ACQUIRED: Drafted #5 (137th overall), 2012

NFL YEAR: 4th • YEAR WITH BRONCOS: 4th

NFL GAMES PLAYED/STARTED: 46/8 • POSTSEASON GP/GS: 5/4

JACKSON AT A GLANCE:

- A fourth-year defensive lineman who appeared in 46 regular-season games (8 starts) and five playoff contests (4 starts) during his first three NFL seasons with the Broncos.
- Played all 16 regular-season games in 2014 for the second consecutive season, matching his career-high of 42 tackles (33 solo).
- Led the Broncos with 11 tackles for a loss and 15 quarterback hits in 2013 while appearing in all 16 games (5 starts) during the regular season.
- Played 14 games as a rookie in 2012, seeing action in more than 100 snaps on defense and contributing five tackles.
- Spent two seasons each at the University of Tennessee (2010-11) and the University of Southern California (2008-09) playing 46 games (24 starts) while collecting 136 tackles (67 solo), 13 sacks (71 yds.), four forced fumbles and one fumble recovery.
- Started 24-of-25 games played for the Volunteers in two seasons, earning first-team All-Southeastern Conference honors following his senior season and second-team all-conference recognition at the conclusion of his junior campaign.
- Appeared in 21 games in two years as a reserve defensive end for Southern California before

transferring to Tennessee in 2010.

- Selected by the Broncos in the fifth round (137th overall) of the 2012 NFL Draft.

CAREER TRANSACTIONS: Signed by Denver as a draft choice 5/19/12.



2014: Jackson played all 16 games (3 starts) for the second consecutive season, matching his career-high with 42 tackles (33 solo) and adding three sacks (20 yds.), four passes defended and one forced fumble... Contributed to a defensive line that allowed just 79.8 rushing yards per game in 2014—the lowest single-season figure in team history and second-best mark in the NFL for the season... Made his first start of the season at defensive tackle vs. Mia. (11/23)... Totaled a season-high six solo tackles, including one sack, vs. Buf. (12/7)... Tied a career-high with two passes defended each at S.D. (12/14) and vs. Oak. (12/28).

2013: Jackson played all 16 regular-season games (5 starts) and led the team's defensive linemen with 42 tackles... Ranked second on the team with six sacks (43 yds.) and led the club with 11 tackles for a loss and 15 quarterback hits... Added four pass breakups and one forced fumble... Opened all three postseason games for the Broncos, totaling eight tackles (7 solo), one sack (5 yds.) and two passes defended... Recorded his first NFL sack, splitting a QB takedown with Wesley Woodyard vs. Oak. (9/23)... Registered his first full sack and finished with two quarterback hits at Dal. (10/6)... Sandwiched a pair of sacks around a tackle for a loss to force a three-and-out in the third quarter and finished second on the team with a career-best seven tackles vs. Jac. (10/13)... Made his first NFL start and forced his first career fumble while adding two solo tackles at K.C. (12/1)... Made his first postseason start and finished with three tackles, including a 5-yard sack of Philip Rivers, in Denver's AFC Divisional Playoff Game vs. S.D. (1/12).

2012: Selected by Denver in the fifth round (137th overall) of the 2012 NFL Draft, Jackson played 14 games as a rookie and totaled five tackles while seeing action in 113 snaps along the defensive line... Made his NFL postseason debut in Denver's AFC Divisional Playoff Game vs. Bal. (1/12).

COLLEGE: Jackson played 46 games (24 starts) at the University of Tennessee (2010-11) and the University of Southern California (2008-09), totaling 136 tackles (67 solo), 13 sacks (71 yds.), four forced fumbles and one fumble recovery... Opened 24-of-25 games played for the Volunteers in two seasons, earning first-team All-Southeastern Conference honors as a senior and second-team all-conference recognition as a junior... Led the Volunteers in sacks (2.5), quarterback hurries (10) and tackles for a loss (11) during his senior campaign... Contributed as a reserve defensive lineman for USC, seeing action in 21 games and combining for 22 tackles (15 solo), 5.5 sacks (30 yds.) and two forced fumbles.

PERSONAL: Jackson tallied 103 tackles and 14.5 sacks as a senior at Birmingham High School in Van Nuys, Calif., and earned All-L.A. City and All-West Valley League co-Defensive MVP honors... Helped lead Birmingham to the 2006 L.A. City title with 10.5 sacks as a junior in 2006... Jackson's twin brother, Marquis, was an all-conference defensive end for Texas Southern University from 2010-11... Malik Jackson was born on Jan. 11, 1990, in Northridge, Calif.

JACKSON'S REGULAR SEASON RECORD

Year	Club	G	S	UT	A	TT	S-Yds.	I-Yds.	PD	FF	FR	TD-Int.	TD-FR	S	Pts.
2012	Denver	14	0	3	2	5	0-0	0-0	0	0	0	0	0	0	0
2013	Denver	16	5	30	12	42	6-43	0-0	4	1	0	0	0	0	0
2014	Denver	16	3	33	9	42	3-20	0-0	4	1	0	0	0	0	0
CAREER TOTALS		46	8	66	23	89	9-63	0-0	8	2	0	0	0	0	0

JACKSON'S POSTSEASON RECORD

Year	Club	G	S	UT	A	TT	S-Yds.	I-Yds.	PD	FF	FR	TD-Int.	TD-FR	S	Pts.
2012	Denver	1	0	0	0	0	0-0	0-0	0	0	0	0	0	0	0
2013	Denver	3	3	7	1	8	1-5	0-0	2	0	0	0	0	0	0
2014	Denver	1	1	1	3	4	0-0	0-0	0	0	0	0	0	0	0
CAREER TOTALS		5	4	8	4	12	1-5	0-0	2	0	0	0	0	0	0

JACKSON'S SINGLE GAME HIGHS

(Postseason in parentheses)

Tackles — 7 vs. Jacksonville, 10/13/13 (5 vs. Seattle, 2/2/14). **Sacks** — 2 vs. Jacksonville, 10/13/13 (1 vs. San Diego, 1/12/14). **Sack yards** — 12 vs. Jacksonville, 10/13/13 (5 vs. San Diego, 1/12/14). **Passes defended** — 2, three times, last vs. Oakland, 12/28/14 (1, twice, last vs. Seattle, 2/2/14).


DID YOU KNOW?

The Broncos' eight AFC Championship Game appearances during Pat Bowlen's 31 years of ownership (1984-2014) are more than the combined conference title game appearance totals of their three AFC West rivals. Oakland, San Diego and Kansas City have combined to play in six AFC Championship Games since 1984.

MALIK JACKSON'S CAREER GAME-BY-GAME

(Victories asterisked)

2012 DENVER (13-3) TACKLES										
Date	Opponent	P/S	UT	A	TT	S-Yds.	I-Yds.	PD	FF	FR
Sep 9	vs. Pittsburgh*				INACTIVE					
Sep 17	at Atlanta	P	0	0	0	0-0	0-0	0	0	0
Sep 23	vs. Houston	P	1	0	1	0-0	0-0	0	0	0
Sep 30	vs. Oakland*	P	0	0	0	0-0	0-0	0	0	0
Oct 7	at New England	P	1	0	1	0-0	0-0	0	0	0
Oct 15	at San Diego*				DID NOT PLAY					
Oct 28	vs. New Orleans*	P	0	0	0	0-0	0-0	0	0	0
Nov 4	at Cincinnati*	P	0	0	0	0-0	0-0	0	0	0
Nov 11	at Carolina*	P	1	0	1	0-0	0-0	0	0	0
Nov 18	vs. San Diego*	P	0	0	0	0-0	0-0	0	0	0
Nov 25	at Kansas City*	P	0	0	0	0-0	0-0	0	0	0
Dec 2	vs. Tampa Bay	P	0	0	0	0-0	0-0	0	0	0
Dec 6	at Oakland*	P	0	0	0	0-0	0-0	0	0	0
Dec 16	at Baltimore*	P	0	0	0	0-0	0-0	0	0	0
Dec 23	vs. Cleveland*	P	0	1	1	0-0	0-0	0	0	0
Dec 30	vs. Kansas City*	P	0	1	1	0-0	0-0	0	0	0
Regular Season Totals			14/0	3	2	5	0-0	0-0	0	0
Jan 12	vs. Baltimore†	P	0	1	1	0-0	0-0	0	0	0
Postseason Totals			1/0	0	1	1	0-0	0-0	0	0
†AFC Divisional Playoff Game										
2013 DENVER (13-3) TACKLES										
Date	Opponent	P/S	UT	A	TT	S-Yds.	I-Yds.	PD	FF	FR
Sep 5	vs. Baltimore*	P	0	1	1	0-0	0-0	0	0	0
Sep 15	at N.Y. Giants*	P	2	0	2	0-0	0-0	0	0	0
Sep 23	vs. Oakland*	P	0	1	1	.5-5.5	0-0	0	0	0
Sep 29	vs. Philadelphia*	P	0	0	0	0-0	0-0	0	0	0
Oct 6	at Dallas*	P	1	1	2	1-7	0-0	0	0	0
Oct 13	vs. Jacksonville*	P	5	2	7	2-12	0-0	1	0	0
Oct 20	at Indianapolis	P	1	2	3	0-0	0-0	1	0	0
Oct 27	vs. Washington*	P	0	1	1	0-0	0-0	0	0	0
Nov 10	at San Diego*	P	2	1	3	0-0	0-0	0	0	0
Nov 17	vs. Kansas City*	P	1	2	3	.5-3.5	0-0	2	0	0
Nov 24	at New England	P	1	0	1	0-0	0-0	0	0	0
Dec 1	at Kansas City*	S	2	0	2	0-0	0-0	0	1	0
Dec 8	vs. Tennessee*	S	4	0	4	1-7	0-0	0	0	0
Dec 12	vs. San Diego	S	3	0	3	0-0	0-0	0	0	0
Dec 22	at Houston*	S	4	1	5	0-0	0-0	0	0	0
Dec 29	at Oakland*	S	4	0	4	1-8	0-0	0	0	0
Regular Season Totals			16/5	30	12	42	6-43	0-0	4	1
Jan 12	vs. San Diego*†	S	3	0	3	1-5	0-0	0	0	0
Jan 19	vs. New England*#	S	0	0	0	0-0	0-0	1	0	0
Feb 2	vs. Seattle§	S	4	1	5	0-0	0-0	1	0	0
Postseason Totals			3/3	7	1	8	1-5	0-0	2	0
†AFC Divisional Playoff Game; #AFC Championship Game; §Super Bowl XLVIII										
2014 DENVER (12-4) TACKLES										
Date	Opponent	P/S	UT	A	TT	S-Yds.	I-Yds.	PD	FF	FR
Sep 7	vs. Indianapolis*	P	1	1	2	0.5-3.5	0-0	0	0	0
Sep 14	vs. Kansas City*	P	1	0	1	0-0	0-0	0	0	0
Sep 21	at Seattle	P	0	5	5	0-0	0-0	0	0	0
Oct 5	vs. Arizona*	P	1	1	2	0.5-1.5	0-0	0	0	0
Oct 12	at N.Y. Jets*	P	3	1	4	0-0	0-0	0	0	0
Oct 19	vs. San Francisco*	P	1	0	1	1-9	0-0	0	0	0
Oct 23	vs. San Diego*	P	1	0	1	0-0	0-0	0	0	0
Nov 2	at New England	P	1	1	2	0-0	0-0	0	0	0
Nov 9	at Oakland*	P	1	0	1	0-0	0-0	0	1	0
Nov 16	at St. Louis	P	5	0	5	0-0	0-0	0	0	0
Nov 23	vs. Miami*	S	3	0	3	0-0	0-0	0	0	0
Nov 30	at Kansas City*	P	0	0	0	0-0	0-0	0	0	0
Dec 7	vs. Buffalo*	P	6	0	6	1-6	0-0	0	0	0
Dec 14	at San Diego*	P	2	0	2	0-0	0-0	2	0	0
Dec 22	at Cincinnati	S	5	0	5	0-0	0-0	0	0	0
Dec 28	vs. Oakland*	S	2	0	2	0-0	0-0	2	0	0
Regular Season Totals			16/3	33	9	42	3-20	0-0	4	1
Jan 11	vs. Indianapolis†	S	1	3	4	0-0	0-0	0	0	0
Postseason Totals			1/1	1	3	4	0-0	0-0	0	0
†AFC Divisional Playoff Game										



MARCEL JENSEN

86

TIGHT END



6-6 • 270 • 2ND YR. • FRESNO STATE

BORN: Feb. 12, 1990, in Fairfield, Calif.

HIGH SCHOOL: Rodriguez High School, Fairfield, Calif.

ACQUIRED: Waivers (Jacksonville), 2015

NFL YEAR: 2nd • YEAR WITH BRONCOS: 1st

NFL GAMES PLAYED/STARTED: 1/0

JENSEN AT A GLANCE:

- A second-year tight end who appeared in one game with Jacksonville in 2014 in addition to spending time on the club's practice squad.
- Started 18-of-38 games at Fresno State University, totaling 48 receptions for 708 yards (14.8 avg.) with eight touchdowns.
- Named a second-team All-Mountain West Conference selection as a senior after starting nine-of-13 games and finishing with 26 receptions for 353 yards (13.5 avg.) with three touchdowns.
- Assigned to the Broncos via waivers from Jacksonville on May 12, 2015.
- Entered the NFL with Jacksonville as a college free agent on May 12, 2014.

CAREER TRANSACTIONS: Signed by Jacksonville as a college free agent 5/12/14; Waived by Jacksonville 8/31/14; Signed by Jacksonville (practice squad) 9/2/14; Signed by Jacksonville 9/16/14; Waived by Jacksonville 9/23/14; Signed by Jacksonville (practice squad) 9/24/14; Waived by Jacksonville 10/14/14; Signed by Jacksonville 12/29/14; Waived by Jacksonville 5/11/15; Claimed off waivers by Denver 5/12/15.



2014: Jensen appeared in one game for Jacksonville and spent five weeks on the club's practice squad... Signed to active roster and made his NFL debut vs. Ind (9/16), finishing with one catch for 8 yards.

COLLEGE: Jensen started 18-of-38 games at Fresno State University at tight end after shifting to offense from defensive end as a freshman... Selected second-team All-Mountain West Conference selection as a senior after starting nine-of-13 games and finishing with 26 receptions for 353 yards (13.5 avg.) with three touchdowns... Helped the Bulldogs lead the FBS in passing (394.8 ypg) and rank third in total offense (547.8 ypg)... Named an All-Mountain West honorable mention as a junior in addition to receiving the 2012-13 Mountain West Scholar-Athlete Award... Started eight-of-13 games and caught 20 passes for 339 yards (17.0) with four touchdowns.

PERSONAL: Jensen attended Rodriguez High School in Fairfield, Calif., where he led his team to a Solano County Athletic Conference championship as a senior DE with an 11-2 record... Was also a three-year letterman in basketball... Named school's Defensive Basketball Player of the Year, League MVP runner-up, first-team All-League and first-team All-City... Majored in criminology at Fresno State... Marcel Esteban Jensen was born Feb. 12, 1990, in Fairfield, Calif.

JENSEN'S REGULAR SEASON RECORD

Year	Club	RECEIVING							SCORING				
		G	S	No.	Yds.	Avg.	LG	TD	TD	TDp	TDrt	2pt	Pts.
2014	Jacksonville	1	0	1	8	8.0	8	0	0	0	0	0	0
CAREER TOTALS		1	0	1	8	8.0	8	0	0	0	0	0	0

JENSEN'S SINGLE-GAME HIGHS

(Postseason in parentheses)

Receptions — 1 vs. Indianapolis, 9/21/14. **Receiving yards** — 8 vs. Indianapolis, 9/21/14. **Longest reception** — 8 vs. Indianapolis, 9/21/14.

MARCEL JENSEN'S CAREER GAME-BY-GAME

(Victories asterisked)

2014 JACKSONVILLE (3-13)			RECEIVING						SCORING	
Date	Opponent	P/S	No.	Yds.	Avg.	LG	TD		2pt.	Pts.
Games 1-2										
Sep 21	vs. Indianapolis	P	1	8	8.0	8	0		0	0
Games 4-6										
Regular Season Totals			1/0	0	0	0.0	—	0	0	0



STEVEN JOHNSON

53

INSIDE LINEBACKER

6-1 • 237 • 4TH YR. • KANSAS

BORN: March 28, 1988, in Wallingford, Pa.

HIGH SCHOOL: Strath Haven High School, Wallingford, Pa.

ACQUIRED: College Free Agent, 2012

NFL YEAR: 4th • **YEAR WITH BRONCOS:** 4th

NFL GAMES PLAYED/STARTED: 41/7 • **POSTSEASON GP/GS:** 5/1



JOHNSON AT A GLANCE:

- A fourth-year inside linebacker who played 41 regular-season (7 starts) games in his first three NFL seasons, leading the Broncos with 27 special-teams tackles during that span.
- Appeared in 14 regular-season contests and started his first seven career games for the Broncos in 2014, totaling personal-bests in tackles (22) and special-teams stops (10).
- Named a Denver Broncos Community Champion Award winner in 2014.
- Tied for second on the team with seven special-teams tackles and blocked a punt that he returned for a touchdown in 2013.
- Totaled 10 special-teams stops in 2012 to become just the third rookie since at least 1994 (LB Wesley Woodyard, 2008; S Darcel McBath, 2009) to lead the Broncos in that category.
- Finished his four-year career at the University of Kansas with 229 tackles, 6.5 tackles for a loss and two sacks.
- Led the Big 12 Conference and ranked 21st in the nation with 124 tackles as a senior captain for the Jayhawks in 2011.
- Entered the NFL with Denver as a college free agent on May 3, 2012.

CAREER TRANSACTIONS: Signed by Denver as a college free agent 5/3/12.



2014: Johnson played 14 regular-season games (7 starts), totaling a career-high 22 tackles (13 solo), 0.5 sacks (0.5 yds.) and 10 special-teams stops... Recorded two solo tackles at Oak. (11/9) in his first career start at middle linebacker... Notched a career-high six tackles (3 solo) at Stl. (11/16)... Contributed his first career sack vs. Buf. (12/7)... Led the team with six tackles (5 solo) in his first career postseason start in Denver's AFC Divisional Playoff Game vs. Ind. (1/11).

2013: Johnson played all 16 regular-season games for the first time in his career, making one defensive stop and tying for second on the team with seven special-teams tackles... Appeared in all three postseason contests for the Broncos... Tied for the team lead and set a career high with three special-teams tackles at NYG (9/15)... Blocked a punt and returned it 17 yards for a touchdown and added a special-teams tackle vs. Phi. (9/29)... Made his first career defensive tackle vs. K.C. (11/17).

2012: Johnson, who entered the NFL with the Broncos as a college free agent on May 3, played 11 regular-season games and tied for the team lead with 10 special-teams tackles in addition to seeing a handful of snaps on defense... Became just the third Broncos rookie since at least 1994 to lead the team in special-teams stops... Matched a career high with two special-teams tackles and forced a special teams fumble at Bal. (12/16)... Saw action in Denver's AFC Divisional Playoff Game vs. Bal. (1/12) and contributed a special-teams tackle.

COLLEGE: Johnson finished his four-year career at the University of Kansas with 229 tackles, 6.5 tackles for a loss and two sacks... Led the Jayhawks in tackles each of his final two seasons... Led the Big 12 Conference and ranked 21st in the country in tackles with 124 stops his senior season, while serving as a team captain... Tallied 95 tackles as a junior, including 4.5 for a loss and two sacks... Played in 10 games as a sophomore, recording nine stops on defense and contributing on special teams.

PERSONAL: Johnson earned all-state honors at Strath Haven High School in Wallingford, Pa., after leading the state in tackles (123) as a senior while also seeing time at running back... Named Defensive MVP and earned all-county honors as a senior... Competed in basketball and track for three years in high school... Majored in economics at Kansas, with a business minor... Named a 2014 Denver Broncos Community Champion Award winner for his contributions off the field... Started the Faith Motivated Foundation in 2015... Steven Johnson was born on March 28, 1988, in Wallingford, Pa.

JOHNSON'S REGULAR SEASON RECORD

Year	Club	G	S	UT	A	TT	S-Yds.	I-Yds.	PD	FF	FR	TD-Int.	TD-FR	S	Pts.
2012	Denver	11	0	0	0	0	0-0	0-0	0	0	0	0	0	0	0
2013	Denver	16	0	1	0	1	0-0	0-0	0	0	0	0	0	0	0
2014	Denver	14	7	13	9	22	0.5-0.5	0-0	0	0	1	0	0	0	0
CAREER TOTALS		41	7	14	9	23	0.5-0.5	0-0	0	0	1	0	0	0	0

ADDITIONAL STATISTICS: Special-teams tackles — 2012 (10), 2013 (7), 2014 (10), TOTAL (27). Special-teams forced fumbles — 2012 (1), TOTAL (1). Blocked a punt and returned it 17 yards for a touchdown vs. Philadelphia 9/29/13.

JOHNSON'S POSTSEASON RECORD

Year	Club	G	S	UT	A	TT	S-Yds.	I-Yds.	PD	FF	FR	TD-Int.	TD-FR	S	Pts.
2012	Denver	1	0	0	0	0	0-0	0-0	0	0	0	0	0	0	0
2013	Denver	3	0	0	0	0	0-0	0-0	0	0	0	0	0	0	0
2014	Denver	1	1	5	1	6	0-0	0-0	0	0	0	0	0	0	0
CAREER TOTALS		5	1	5	1	6	0-0	0-0	0	0	0	0	0	0	0

ADDITIONAL STATISTICS: Special-teams tackles — 2012 (1), 2014 (1), TOTAL (2).

JOHNSON'S SINGLE GAME HIGHS

(Postseason in parentheses)

Tackles — 6 at St. Louis, 11/16/14 (6 vs. Indianapolis, 1/11/15). **Sacks** — 0.5 vs. Buffalo, 12/7/14 (none). **Special-teams tackles** — 3 at N.Y. Giants, 9/15/13 (1, twice, last vs. Indianapolis, 1/11/15).


STEVEN JOHNSON'S CAREER GAME-BY-GAME

(Victories asterisked)

2012 DENVER (13-3)		TACKLES								
Date	Opponent	P/S	UT	A	TT	S-Yds.	I-Yds.	PD	FF	FR
Sep 9	vs. Pittsburgh*				INACTIVE					
Sep 17	at Atlanta	P	0	0	0	0-0	0-0	0	0	0
Sep 23	vs. Houston				INACTIVE					
Sep 30	vs. Oakland*	P	0	0	0	0-0	0-0	0	0	0
Oct 7	at New England				INACTIVE					
Oct 15	at San Diego*				INACTIVE					
Oct 28	vs. New Orleans*				INACTIVE					
Nov 4	at Cincinnati*	P	0	0	0	0-0	0-0	0	0	0
Nov 11	at Carolina*	P	0	0	0	0-0	0-0	0	0	0
Nov 18	vs. San Diego*	P	0	0	0	0-0	0-0	0	0	0
Nov 25	at Kansas City*	P	0	0	0	0-0	0-0	0	0	0
Dec 2	vs. Tampa Bay*	P	0	0	0	0-0	0-0	0	0	0
Dec 6	at Oakland*	P	0	0	0	0-0	0-0	0	0	0
Dec 16	at Baltimore*	P	0	0	0	0-0	0-0	0	0	0
Dec 23	vs. Cleveland*	P	0	0	0	0-0	0-0	0	0	0
Dec 30	vs. Kansas City*	P	0	0	0	0-0	0-0	0	0	0
Regular Season Totals		11/0	0	0	0	0-0	0-0	0	0	0
Jan 12	vs. Baltimore†	P	0	0	0	0-0	0-0	0	0	0
Postseason Totals		1/0	0	0	0	0-0	0-0	0	0	0
†AFC Divisional Playoff Game										
2013 DENVER (13-3)		TACKLES								
Date	Opponent	P/S	UT	A	TT	S-Yds.	I-Yds.	PD	FF	FR
Sep 5	vs. Baltimore*	P	0	0	0	0-0	0-0	0	0	0
Sep 15	at N.Y. Giants*	P	0	0	0	0-0	0-0	0	0	0
Sep 23	vs. Oakland*	P	0	0	0	0-0	0-0	0	0	0
Sep 29	vs. Philadelphia*	P	0	0	0	0-0	0-0	0	0	0
Oct 6	at Dallas*	P	0	0	0	0-0	0-0	0	0	0
Oct 13	vs. Jacksonville*	P	0	0	0	0-0	0-0	0	0	0
Oct 20	at Indianapolis	P	0	0	0	0-0	0-0	0	0	0
Oct 27	vs. Washington*	P	0	0	0	0-0	0-0	0	0	0
Nov 10	at San Diego*	P	0	0	0	0-0	0-0	0	0	0
Nov 17	vs. Kansas City*	P	1	0	1	0-0	0-0	0	0	0
Nov 24	at New England	P	0	0	0	0-0	0-0	0	0	0
Dec 1	at Kansas City*	P	0	0	0	0-0	0-0	0	0	0
Dec 8	vs. Tennessee*	P	0	0	0	0-0	0-0	0	0	0
Dec 12	vs. San Diego	P	0	0	0	0-0	0-0	0	0	0
Dec 22	at Houston*	P	0	0	0	0-0	0-0	0	0	0
Dec 29	at Oakland*	P	0	0	0	0-0	0-0	0	0	0
Regular Season Totals		16/0	1	0	1	0-0	0-0	0	0	0
Jan 12	vs. San Diego*†	P	0	0	0	0-0	0-0	0	0	0
Jan 19	vs. New England*#	P	0	0	0	0-0	0-0	0	0	0
Feb 2	vs. Seattle§	P	0	0	0	0-0	0-0	0	0	0
Postseason Totals		3/0	0	0	0	0-0	0-0	0	0	0
†AFC Divisional Playoff Game; #AFC Championship Game; §Super Bowl XLVIII										

2014 DENVER (12-4)		TACKLES								
Date	Opponent	P/S	UT	A	TT	S-Yds.	I-Yds.	PD	FF	FR
Sep 7	vs. Indianapolis*	P	0	1	1	0-0	0-0	0	0	0
Sep 14	vs. Kansas City*	P	1	0	1	0-0	0-0	0	0	0
Sep 21	at Seattle	P	0	0	0	0-0	0-0	0	0	0
Oct 5	vs. Arizona*	P	0	0	0	0-0	0-0	0	0	0
Oct 12	at N.Y. Jets*	P	0	0	0	0-0	0-0	0	0	0
Oct 19	vs. San Francisco*	P	0	0	0	0-0	0-0	0	0	0
Oct 23	vs. San Diego*									
Nov 2	at New England									
Nov 9	at Oakland*	S	2	0	2	0-0	0-0	0	0	0
Nov 16	at St. Louis	S	3	3	6	0-0	0-0	0	0	0
Nov 23	vs. Miami*	P	0	0	0	0-0	0-0	0	0	0
Nov 30	at Kansas City*	S	2	0	2	0-0	0-0	0	0	0
Dec 7	vs. Buffalo*	S	1	2	3	0.5-0.5	0-0	0	0	0
Dec 14	at San Diego*	S	2	0	2	0-0	0-0	0	0	0
Dec 22	at Cincinnati	S	1	2	3	0-0	0-0	0	0	0
Dec 28	vs. Oakland*	S	1	1	2	0-0	0-0	0	0	0
Regular Season Totals			14/7	13	9	22	0.5-0.5	0-0	0	0
Jan 11	vs. Indianapolis†	S	5	1	6	0-0	0-0	0	0	0
Postseason Totals			1/1	5	1	6	0-0	0-0	0	0

†AFC Divisional Playoff Game



DOMINIQUE JONES

86

TIGHT END

6-3 • 270 • 4TH YR. • SHEPHERD

BORN: Aug. 15, 1987, in San Diego

HIGH SCHOOL: Horizon Christian Academy, San Diego

ACQUIRED: Free Agent, 2014

NFL YEAR: 4th • YEAR WITH BRONCOS: 2nd

NFL GAMES PLAYED/STARTED: 13/3



JONES AT A GLANCE:

- A fourth-year tight end who appeared in 13 career games (3 starts) with Indianapolis (2012-13), Kansas City (2013) and Denver (2014) during his first three seasons, totaling three receptions for 42 yards (14.0 avg.).
- Saw action in one game for Denver in 2014 in addition to competing on the club's practice squad for 13 weeks.
- Played with the Reading Express of the Indoor Football League and the Sacramento Mountain Lions of the United Football League following his collegiate career.
- Earned third-team All-America honors and was named a second-team all-conference selection following his senior year at Shepherd University after totaling 34 receptions for 403 yards (11.9 avg.) with nine touchdowns.
- Signed by Denver as a practice-squad signee on Sept. 9, 2014
- Entered the NFL with Indianapolis as a college free agent on April 30, 2012.

CAREER TRANSACTIONS: Signed by Indianapolis as a college free agent 4/30/12; Waived by Indianapolis 10/8/12; Signed by Indianapolis (practice squad) 10/10/12; Waived by Indianapolis 10/16/12; Signed by Miami (practice squad) 10/23/12; Waived by Miami 11/19/12; Signed by Indianapolis 11/21/12; Waived by Indianapolis 12/3/12; Signed by Indianapolis (practice squad) 12/4/12; Waived by Indianapolis 8/31/13; Signed by Indianapolis (practice squad) 9/1/13; Signed by Indianapolis (active roster) 9/3/13; Waived by Indianapolis 10/22/13; Signed by Kansas City (practice squad) 10/30/13; Signed by Kansas City (active roster) 12/7/13; Waived by Kansas City 3/6/14; Signed by Buffalo 7/26/14; Waived by Buffalo 8/29/14; Signed by Denver (practice squad) 9/9/14; Signed by Denver (active roster) 12/13/14; Waived by Denver 12/16/14; Signed by Denver 12/18/14.



2014: Jones appeared in one game for Denver after competing with Buffalo during training camp and spending 13 weeks on the Broncos' practice squad... Made his Broncos debut at S.D. (12/14), playing four offensive snaps.

2013: Jones saw action in a combined eight games (2 starts) for Indianapolis and Kansas City, totaling two receptions for 34 yards (17.0 avg.)... Opened 2-of-6 games for the Colts before being waived on Oct. 22... Signed to Kansas City's practice squad before being promoted to the active roster on Dec. 7 and playing two games for the Chiefs.... Placed on the club's reserve/non-football injury list (illness) on Dec. 17.

2012: Jones, who entered the NFL with Indianapolis as a college free agent on April 30, appeared in four

games (1 start) for the Colts as a rookie... Recorded his first NFL catch in his first career start at Chi. (9/9)... Spent several weeks competing on practice squads with Indianapolis and Miami.

COLLEGE: Jones totaled 34 receptions for 403 yards (11.9 avg.) with nine touchdowns as a senior at Shepherd University... Helped the team win a school-record 12 games and the Division II National Semifinals his senior year while earning third-team All-America honors and second-team all-conference recognition.

PERSONAL: Played with the Reading Express of the Indoor Football League and the Sacramento Mountain Lions of the United Football League following his collegiate career... Dominique Jones was born on Aug. 15, 1987, in San Diego.

JONES' REGULAR SEASON RECORD

Year	Club	G	S	No.	RECEIVING			TD	TDr	SCORING			2pt	Pts.
					Yds.	Avg.	LG			TDp	TDrt			
2012	Indianapolis	4	1	1	8	8.0	8	0	0	0	0	0	0	0
2013	Ind./K.C.	8	2	2	34	17.0	21	0	0	0	0	0	0	0
2014	Denver	1	0	0	0	0.0	—	0	0	0	0	0	0	0
CAREER TOTALS		13	3	3	42	14.0	21	0	0	0	0	0	0	0

JONES' POSTSEASON RECORD

Year	Club	G	S	No.	RECEIVING			TD	TDr	SCORING			2pt	Pts.
					Yds.	Avg.	LG			TDp	TDrt			
2014	Denver	0	0	0	0	0.0	—	0	0	0	0	0	0	0
CAREER TOTALS		0	0	0	0	0.0	—	0	0	0	0	0	0	0

JONES' SINGLE-GAME HIGHS

(Postseason in parentheses)

Receptions — 2 vs. Miami, 9/15/13 (none). **Receiving yards** — 21 vs. Seattle, 10/6/13 (none). **Longest reception** — 21 vs. Seattle, 10/6/13 (none).

DOMINIQUE JONES' CAREER GAME-BY-GAME

(Victories asterisked)

2012 INDIANAPOLIS (11-5)				RECEIVING				SCORING	
Date	Opponent	P/S	No.	Yds.	Avg.	LG	TD	2pt.	Pts.
Sept 9	at Chicago	S	1	8	8.0	8	0	0	0
Sept 16	vs. Minnesota*	P	0	0	0.0	0	0	0	0
Sept 23	vs. Jacksonville	P	0	0	0.0	0	0	0	0
Oct 7	vs. Green Bay*	P	0	0	0.0	0	0	0	0
Oct. 14	at N.Y. Jets								
PRACTICE SQUAD									
WAIVED BY INDIANAPOLIS ON OCT. 16 / SIGNED BY MIAMI (PRACTICE SQUAD) ON OCT. 23									
Games 6-9									
PRACTICE SQUAD									
WAIVED BY MIAMI ON NOV. 19 / SIGNED BY INDIANAPOLIS ON NOV. 21									
Nov 25	vs. Buffalo*								
Dec 2	at Detroit*								
Games 12-16									
PRACTICE SQUAD									
Regular Season Totals		4/1	1	8	8.0	8	0	0	0
2013 IND. (11-5) / K.C. (11-5)				RECEIVING				SCORING	
Date	Opponent	P/S	No.	Yds.	Avg.	LG	TD	2pt.	Pts.
Sept 8	vs. Oakland*	P	0	0	0.0	0	0	0	0
Sept 15	vs. Miami	S	1	13	13.0	13	0	0	0
Sept 22	at San Francisco*	P	0	0	0.0	0	0	0	0
Sept 29	at Jacksonville*	P	1	21	21.0	0	0	0	0
Oct 6	vs. Seattle*	S	0	0	0.0	0	0	0	0
Oct 14	at San Diego	P	0	0	0.0	0	0	0	0
Oct 20	vs. Denver*								
INACTIVE									
WAIVED BY INDIANAPOLIS ON OCT. 22 / SIGNED BY KANSAS CITY (PRACTICE SQUAD) ON OCT. 30									
Games 8-12									
PRACTICE SQUAD									
Dec 8	at Washington*	P	0	0	0.0	0	0	0	0
Dec 15	at Oakland*	P	0	0	0.0	0	0	0	0
PLACED ON RESERVE/NON-FOOTBALL INJURY (ILLNESS) ON DEC. 17									
Regular Season Totals		8/2	2	34	17.0	21	0	0	0
2014 DENVER (12-4)				RECEIVING				SCORING	
Date	Opponent	P/S	No.	Yds.	Avg.	LG	TD	2pt.	Pts.
Sept 7	vs. Indianapolis*								
Games 2-13									
NOT WITH A TEAM									
PRACTICE SQUAD									
Dec 14	at San Diego*	P	0	0	0.0	—	0	0	0
Dec 22	at Cincinnati								
Dec 28	vs. Oakland*								
INACTIVE									
INACTIVE									
Regular Season Totals		1/0	0	0	0.0	—	0	0	0
Jan 11	vs. Indianapolis†								
INACTIVE									
Postseason Totals		0/0	0	0	0.0	—	0	0	0

†AFC Divisional Playoff Game



CODY LATIMER

14

WIDE RECEIVER

6-2 • 215 • 2ND YR. • INDIANA

BORN: Oct. 10, 1992, in Dayton, Ohio

HIGH SCHOOL: Jefferson Township High School, Dayton, Ohio

ACQUIRED: Draft #2 (56th overall), 2014

NFL YEAR: 2nd • YEAR WITH BRONCOS: 2nd

NFL GAMES PLAYED/STARTED: 8/0



LATIMER AT A GLANCE:

- A second-year wide receiver who saw action in eight games and participated in more than 100 snaps as a rookie for the Broncos in 2014.
- Totaled two receptions for 23 yards (11.5 avg.) and two kickoff returns for 22 yards (11.0 avg.) during his initial NFL season.
- Opened 24-of-32 games at Indiana University and finished his collegiate career ranked seventh in school history in receptions (135) and yards (2,042).
- Made at least one catch in every game played for Indiana, tying for the fourth most 100-yard receiving games (7) by a Hoosier.
- Named Indiana's Most Valuable Player as a junior in 2013 and received second-team All-Big Ten Conference recognition after posting 72 receptions for 1,096 yards (15.2 avg.) with nine touchdowns.
- Selected by the Broncos in the second round (56th overall) of the 2014 NFL Draft.

CAREER TRANSACTIONS: Signed by Denver as a draft choice 6/2/14.



2014: Selected by the Broncos in the second round (56th overall) of the 2014 NFL Draft, Latimer appeared in eight regular-season games and totaled two receptions for 23 yards (11.5 avg.) and two kickoff returns for 22 yards (11.0 avg.)... Made his Broncos debut in the season opener vs. Ind. (9/7) and saw action in 10 special-teams plays... Recorded his first career kickoff return (8 yds.) at N.E. (11/2)... Hauled in his first career reception at Oak. (11/9).

COLLEGE: Latimer played 32 games (24 starts) at Indiana University and finished his collegiate career ranked seventh in school history in receptions (135) and yards (2,042)... Made at least one catch in every game played for the Hoosiers, tying for the fourth most 100-yard receiving games (7) at Indiana... Started all 12 games as a senior and led the team with 72 receptions for 1,096 yards (15.2 avg.) with nine touchdowns... Named a second-team All-Big Ten Conference selection for the second consecutive season and was recognized as Indiana's Anthony Thompson Most Valuable Player.

PERSONAL: Latimer competed at wide receiver and defensive back at Jefferson Township High School in Dayton, Ohio, where he was named a first-team all-conference selection following his senior season... Scored 12 offensive touchdowns, one defensive touchdown and five special-teams touchdowns during his final prep campaign... Latimer's late father, Colby, was a member of the Bowling Green football team in 1986... Raises money for the American Cancer Society by donating proceeds from T-shirt sales on his personal website... Cody Derek Latimer was born on Oct. 10, 1992, in Dayton, Ohio.

LATIMER'S REGULAR SEASON RECORD

Year	Club	RECEIVING				PUNT RETURNS				KICKOFF RETURNS			
		G	S	No.	Yds.	Avg.	LG	TD	No.	Yds.	Avg.	LG	TD
2014	Denver	8	0	2	23	11.5	14	0	0	0	0.0	—	0
CAREER TOTALS		8	0	2	23	11.5	14	0	0	0	0.0	—	0

LATIMER'S POSTSEASON RECORD


Year	Club	RECEIVING				PUNT RETURNS				KICKOFF RETURNS			
		G	S	No.	Yds.	Avg.	LG	TD	No.	Yds.	Avg.	LG	TD
2014	Denver	0	0	0	0	0.0	—	0	0	0	0.0	—	0
CAREER TOTALS		0	0	0	0	0.0	—	0	0	0	0.0	—	0

CODY LATIMER'S CAREER GAME-BY-GAME

(Victories asterisked)

2014 DENVER (12-4)			RECEIVING					KICK RETURNS					SCORING	
Date	Opponent	P/S	No.	Yds.	Avg.	LG	TD	No.	Yds.	Avg.	LG	TD	2pt.	Pts.
Sep 7	vs. Indianapolis*	P	0	0	0.0			0	0	0.0		0		
Games 2-6						INACTIVE								
Oct 23	vs. San Diego*	P	0	0	0.0	—		0	0	0.0	—	0	0	0
Nov 2	at New England	P	0	0	0.0	—	0	1	8	8.0	8	0	0	0
Nov 9	at Oakland*	P	1	9	9.0	9	0	0	0	0.0	—	0	0	0
Nov 16	at St. Louis					INACTIVE								
Nov 23	vs. Miami*	P	0	0	0.0	—	0	0	0	0.0	—	0	0	0
Nov 30	at Kansas City*	P	0	0	0.0	—	0	1	14	14.0	14	0	0	0
Dec 7	vs. Buffalo*					INACTIVE								
Dec 14	at San Diego*					INACTIVE								
Dec 22	at Cincinnati	P	0	0	0.0	—	0	0	0	0.0	—	0	0	0
Dec 28	vs. Oakland*	P	1	14	14.0	14	0	0	0	0.0	—	0	0	0
Regular Season Totals		8/0	2	23	11.5	14	0	2	22	11.0	14	0	0	0
Jan 11	vs. Indianapolis†					INACTIVE								
Postseason Totals		0/0	0	0	0.0	—	0	0	0	0.0	—	0	0	0
†AFC Divisional Playoff Game														

†AFC Divisional Playoff Game



PEYTON MANNING

18

QUARTERBACK

6-5 • 230 • 18TH YR. • TENNESSEE

BORN: March 24, 1976, in New Orleans

HIGH SCHOOL: Isidore Newman High School, New Orleans

ACQUIRED: Free Agent, 2012

NFL YEAR: 18th • YEAR WITH BRONCOS: 4th

NFL GAMES PLAYED/STARTED: 256/256 • POSTSEASON GP/GS: 24/24



MANNING AT A GLANCE:

- An 18th-year quarterback and the NFL's only five-time Most Valuable Player whose 14 Pro Bowl selections are tied for the most in league history.
- Enters the 2015 season as the active leader in every significant passing category, including attempts (9,049), completions (5,927), passing yards (69,691) and passing touchdowns (530).
- Led his teams to the postseason an NFL-record 14 times and is one of just three quarterbacks (Craig Morton & Kurt Warner) to pilot multiple teams to a Super Bowl (Indianapolis—2006, '09; Denver—2013).
- Owns 179 regular-season wins to represent the second-highest total by a quarterback in NFL history, trailing only Brett Favre (186).
- Joined Favre as the only quarterbacks in league annals to earn a victory against each of the 32 current NFL franchises.
- Orchestrated the most career game-winning drives in the fourth quarter or overtime (51) since the 1970 NFL merger.
- Named AFC Offensive Player of the Week on 27 occasions while being selected as AFC Offensive Player of the Month eight times—both NFL records.
- Posted at least 300 yards passing in 100 total games (91 reg. season, 9 postseason) and three or more touchdowns in 98 combined games (92 reg. season, 6 postseason), setting all-time NFL marks in both categories.
- Leads the NFL in wins (38), touchdown passes (131) and completion percentage (67.7) in his three seasons (2012-14) with the Broncos after spending the first 14 years (1998-2011) of his career with the Indianapolis Colts.
- Passed Favre for the most passing touchdowns in pro football history in 2014 and finished his 17th NFL season with 530 career passing scores.

18's TROPHY CASE

NFL MVP (5) 2003-04, '08-09, '13
 Super Bowl XLI MVP 2006
 All-Decade Team 2000s
 Pro Bowls (14) 1999-2000, '02-10, '12-14
 Pro Bowl MVP 2004
 All-Pro (1st Team) (7) 2003-05, '08-09, '12-13
 All-Pro (2nd Team) (3) 1999-2000, '06
 Comeback Player of the Year 2012

- Recorded his 14th career 4,000-yard passing season in 2014 to represent the most in NFL history.
- Threw his 100th touchdown as a Bronco in his 35th game with the club (at Seattle, 9/21/14) to become the fastest player in NFL history to reach 100 touchdown passes with a team.
- Named MVP by the Associated Press for the fifth time in his career in 2013 and was recognized as *Sports Illustrated's* Sportsman of the Year after setting league single-season records for passing yards (5,477) and touchdown passes (55) while directing the highest-scoring offense (606 pts.) in NFL history.
- Chosen as NFL Comeback Player of the Year by the Associated Press in 2012 and finished as the runner-up for MVP following his first season with the Broncos in which he led the team to its second consecutive AFC West title and the AFC's No. 1 seed.
- Selected to the NFL's All-Decade Team for the 2000s as chosen by the Pro Football Hall of Fame Selection Committee.
- Voted Super Bowl XLI MVP (2006 season) after leading the Colts to their first World Championship since 1970 in a 29-17 win over the Bears.
- Recognized for his community involvement by receiving the Byron "Whizzer" White Humanitarian Award (2004), the Walter Payton NFL Man of the Year Award (2005) and the Bart Starr Award (2015).
- His jersey No. 18 is technically retired by Denver, but the late Broncos Ring of Fame quarterback Frank Tripucka gave Manning his blessing to wear the number in 2012.
- Started 45-of-48 games at the University of Tennessee and set 33 school records, eight Southeastern Conference marks and two NCAA standards.
- Led the Volunteers to an SEC Championship as a senior in 1997 and finished as the Heisman trophy runner-up and a consensus All-American.
- Joined the Broncos as an unrestricted free agent on March 20, 2012.
- Selected by Indianapolis in the first round (1st overall) of the 1998 NFL Draft.

CAREER TRANSACTIONS: Signed by Indianapolis as a draft choice 7/29/98; Released by Indianapolis 3/7/12; Signed by Denver 3/20/12.



2014: Manning started all 16 regular-season games, earning his NFL record-tying 14th Pro Bowl selection after completing 395-of-597 passes (66.2%) for 4,727 yards with 39 touchdowns and 15 interceptions (101.5 rtg.)... Surpassed 4,000 passing yards on the season for the 14th time in his career to extend his NFL record in that category... Earned a win against his former team of 14 seasons vs. Ind. (9/7) to join Brett Favre as the only quarterbacks in NFL history to earn a win against each of the current 32 franchises... Became the fastest player in NFL history to record 100 touchdowns with a team (35th career game) with his 26-yard TD pass to tight end Jacob Tamme at Sea. (9/21)... Recorded a career-high 479 passing yards in Denver's 41-20 win vs. Ari. (10/5) and threw his 500th career touchdown pass... Passed Favre on the NFL's all-time list with his 509th career passing touchdown in the first half vs. S.F. (10/19)... Became just the eighth player since 1943 to hold the NFL passing touchdown record, doing so in his 246th career regular-season game (8,659th career attempt)... Posted his ninth career five-touchdown game at Oak. (11/9) and set the NFL record for most consecutive games with multiple touchdown passes (15)... Capped his NFL-record 51st game-winning drive in the fourth quarter or overtime with his 2-yard touchdown pass to wide receiver Wes Welker with 3:13 remaining vs. Mia. (11/23)... Did not throw a touchdown pass vs. Buf. (12/7), ending his streak of games with at least one passing score at 51—the third-longest streak all-time... Completed 26-of-46 passes for 211 yards with one touchdown in Denver's AFC Divisional Playoff Game vs. Ind. (1/11).

2013: Manning started all 16 games for the Broncos, earning his NFL-record fifth MVP Award, 13th Pro Bowl selection and seventh first-team All-Pro honor after setting league single-season records for touchdown passes (55) and passing yards (5,477)... Directed the highest-scoring offense (606 pts.) in NFL history while completing 450-of-659 passes (68.3%) for 5,466 yards with 55 touchdowns and 10 interceptions (115.1 rtg.)... Opened all three postseason games for Denver and completed 91-of-128 passes (71.1%) for 910

MANNING NAMED NFL MOST VALUABLE PLAYER FIVE TIMES

MOST NFL MVP AWARDS, NFL HISTORY

Player	MVPs	Years Selected
1. Peyton Manning	5	2003-04, '08-09, '13
2. Brett Favre	3	1995-97
Johnny Unitas	3	1959, '64, '67
Jim Brown	3	1957-58, 1965
5. Tom Brady	2	2007, '10
Kurt Warner	2	1999, 2001
Steve Young	2	1992, '94
Joe Montana	2	1989-90
Aaron Rodgers	2	2011, '14

MOST MVP AWARDS, MAJOR U.S. SPORTS

Player	League	MVPs
1. Wayne Gretsky	NHL	9
2. Barry Bonds	MLB	7
3. Kareem Abdul-Jabbar	NBA	6
Gordie Howe	NHL	6
5. Peyton Manning	NFL	5
Michael Jordan	NBA	5
Bill Russell	NBA	5

ALL-TIME PRO FOOTBALL PASSING LEADERS

PASSING YARDS

No.	PLAYER	YARDS
1.	Brett Favre	71,838
2.	Peyton Manning*	69,691
3.	Dan Marino	61,361
4.	Drew Brees*	56,033
5.	Tom Brady*	53,258

PASS ATTEMPTS

No.	PLAYER	ATT.
1.	Brett Favre	10,169
2.	Peyton Manning*	9,049
3.	Dan Marino	8,358
4.	Drew Brees*	7,458
5.	John Elway	7,250

* active player

TOUCHDOWN PASSES

No.	PLAYER	TDs
1.	Peyton Manning*	530
2.	Brett Favre	508
3.	Dan Marino	420
4.	Drew Brees*	396
5.	Tom Brady*	392

PASS COMPLETIONS

No.	PLAYER	COMP.
1.	Brett Favre	6,300
2.	Peyton Manning*	5,927
3.	Dan Marino	4,967
4.	Drew Brees*	4,937
5.	Tom Brady*	4,551

yards with five touchdowns and three interceptions (94.2 rtg.)... Guided the Broncos to their first Super Bowl appearance in 15 years to join Craig Morton and Kurt Warner as the third quarterback in NFL history to win conference championship with multiple teams... Named AFC Offensive Player of the months for September and December... Tied an NFL record with seven touchdown passes in Denver's season-opening win vs. Bal. (9/5) while totaling 462 passing yards—the second highest mark of his career... Set a Broncos franchise record with an 86.5% completion percentage (32-of-37) on *Monday Night Football* vs. Oak. (9/23)... Turned in his 24th career four-touchdown game vs. Phi. (9/29) to set a league record... Passed Pro Football Hall of Fame quarterback Dan Marino for second place on the NFL's all-time passing yardage list after throwing for 414 yards and four touchdowns in a come-from-behind 51-48 win at Dal. (10/6)... Completed 29-of-49 passes for 386 yards with three touchdowns and one interception at Ind. (10/20) in his first career game against his former team... Engineered his 50th career game-winning drive in the fourth quarter or overtime, extending his NFL record in that category, vs. Was. (10/27)... Broke his own Broncos single-season touchdown record after throwing for 403 yards with five touchdowns at K.C. (12/1)... Set franchise records with 39 completions and 59 attempts while throwing for 397 yards and four touchdowns vs. Ten. (12/8) with a frigid temperature of 18 degrees at kickoff... Threw for 400 yards and four touchdowns at Hou. (12/22) to set a new NFL single-season passing touchdown mark... Completed 25-of-28 passes for 266 yards with four touchdowns (145.8 rtg.) at Oak. (12/29) for the second-highest single-game completion percentage (89.3) in league history while finishing the regular season with NFL records in passing yards (5,477) and touchdowns (55)... Completed 25-of-36 passes for 230 yards and two touchdowns with one interception in Denver's Divisional Round win vs. S.D. (1/12)... Earned his third career Super Bowl trip after completing 32-of-43 passes for 400 yards with two touchdowns in the AFC Championship Game vs. N.E. (1/19)... Set a Super Bowl record with a career postseason-best 34 completions in Super Bowl XLVIII vs. Sea. (2/2).

2012: Manning started all 16 games in his first season as a Bronco and set franchise single-season records in nearly every major passing category, including completions (400), completion percentage (68.6), passing yards (4,659), touchdown passes (37) and quarterback rating (105.8)... Earned NFL Comeback Player of the Year and first-team All-Pro accolades from the Associated Press in addition to finishing as runner-up for league MVP... Selected to his 12th career Pro Bowl to set an NFL record for quarterbacks... Became the third (and fastest) player to 400 career touchdowns with his 71-yard scoring pass to wide receiver Demaryius Thomas in Denver's season-opening 31-19 win vs. Pit. (9/9)... Passed John Elway for third place in all-time pass attempts at Atl. (9/17)... Threw for 330 yards vs. Hou. (9/23) to mark his 64th career 300-yard game, setting an NFL record... Earned AFC Offensive Player of the Week honors as he led the Broncos back from a 24-point deficit to defeat the Chargers, throwing for 309 yards on 24-of-30 passing with three touchdowns and one interception at S.D. (10/15)... Became the second quarterback (Steve Young, 1998) to throw for 300 yards with three touchdowns in four consecutive games after completing 22-of-30 passes for 305 yards with three touchdowns vs. N.O. (10/28)... Led his 48th career game-winning drive in the fourth quarter or overtime to set an NFL record in Denver's 31-23 win at Cin. (11/4)... Moved into second place all time with his 149th win and secured his 14th season with at least 25 touchdown passes after throwing for two scores at K.C. (11/25)... Passed Marino for second all-time in completions and became the Broncos single-season franchise leader with his 28th touchdown pass of the season vs. T.B. (12/2)... Completed his 5,000th career pass, finishing 26-of-36 for 310 yards with one touchdown and one interception at Oak. (12/6)... Became the

MANNING ACCUSTOMED TO WINNING

MOST VICTORIES BY A STARTING QUARTERBACK, ALL-TIME (REGULAR SEASON ONLY)

Player	W-L-T	Pct.
1. Brett Favre	188-114-0	.623
2. Peyton Manning*	179-77-0	.699
3. Tom Brady*	160-47-0	.773
4. John Elway	148-82-1	.643
5. Dan Marino	147-93-0	.613

* active player

MANNING SELECTED TO 14 PRO BOWLS

MOST PRO BOWL SELECTIONS BY A QUARTERBACK, NFL HISTORY

Player	No.	Seasons Selected
1. Peyton Manning	14	1999-2000, '02-10, '12-14
2. Brett Favre	11	1992-93, '95-97, 2001-03, '07-09
3. Tom Brady	10	2001, '04-05, '07, '09-14
4. John Elway	9	1986-89, '91-94, '96-98
Dan Marino	9	1983-87, '91-92, '94-95
Warren Moon	9	1988-95, '97

first quarterback in the Super Bowl era to achieve nine 11-win seasons with Denver's 34-17 victory at Bal. (12/16)... Tied Brett Favre with his 72nd game with three-or-more passing touchdowns vs. Cle. (12/23)... Threw three touchdowns in Denver's AFC Divisional Playoff Game vs. Bal. (1/12) to tie Dan Marino for the fourth-most passing touchdowns (32) in playoff annals.

2011: Manning was inactive for all 16 regular-season games with Indianapolis (neck injury), ending his NFL-record streak of 208 consecutive starts to begin his career.

2010: Manning opened all 16 games for the 13th consecutive season and totaled Colts franchise marks and career highs in attempts (679), completions (450) and passing yards (4,700) while adding 33 touchdowns and 17 interceptions (91.9 rtg.)... Selected to his 11th career Pro Bowl to tie Brett Favre for the NFL record by a quarterback... Led the NFL in both completions and attempts... Set career bests in attempts (57) and completions (40) in the Colts' season opener at Hou. (9/12)... Opened the season with a career-best three consecutive games with at least three touchdowns and no interceptions... Completed 25-of-35 passes (71.4%) for 319 yards with two touchdowns (118.6 rtg.) at Ten. (12/9) to earn AFC Player of the Week honors... Connected on 18-of-26 passes (69.2%) for 225 yards with one touchdown (108.7 rtg.) in Indianapolis' Wild Card Playoff Game vs. NYJ (1/8).

2009: Manning won his second consecutive NFL Most Valuable Player award and NFL-record fourth MVP honor overall after opening all 16 games and completing 393-of-571 passes (68.8%) for 4,500 yards with 33 touchdowns and 16 interceptions (99.9 rtg.)... Earned his 10th career Pro Bowl selection and was named first-team All-Pro by the Associated Press for the fifth time... Became the first quarterback in NFL history to throw for 40,000 yards in a decade... Opened three postseason contests and completed 87-of-128 passes (68.0%) for 956 yards with six touchdowns and two interceptions (99.0 rtg.) while leading the Colts to their second Super Bowl in four seasons... Named AFC Offensive Player of the Month for September after passing for 983 yards and seven touchdowns while posting a 117.7 rating.

2008: Manning opened all 16 games and was named NFL Most Valuable Player for the third time after completing 371-of-555 passes (66.8%) for 4,002 yards with 27 touchdowns and 12 interceptions (95.0 rtg.) in the regular season... Named to his ninth career Pro Bowl and earned first-team All-Pro accolades from the Associated Press... Selected as AFC Offensive Player of the Week after completing 19-of-28 passes (67.9%) for 271 yards and three touchdowns (134.7 rtg.) in a win vs. Bal. (10/12)... Started Indianapolis' AFC Wild Card Game at S.D. (1/3) and completed 25-of-42 passes (59.5%) for 310 yards with one touchdown (90.4 rtg.).

2007: Manning started all 16 games and was named to the eighth Pro Bowl of his career after completing 337-of-515 passes (65.4%) for 4,040 yards with 31 touchdowns and 14 interceptions (98.0 rtg.)... Had a

WHERE MANNING RANKS IN NFL HISTORY

Regular Season	No.	Active Rank	All-Time Rank
Wins (QBs)	179	1	2
Attempts	9,049	1	2
Completions	5,927	1	2
Passing Yards	69,611	1	2
Passing TDs	530	1	1
Passer Rtg. (min. 1,500 att.)	97.0	3	3
300-yard Passing Games	91	1	1
Games with 3+ Passing TDs	92	1	1
Games with 100+ Passer Rtg.	111	1	1
3,000-yard Passing Seasons	16	1	2
4,000-yard Passing Seasons	14	1	1
Seasons with 25+ Passing TDs	16	1	1
Postseason	No.	Active Rank	All-Time Rank
Postseason Berths (QBs)	14	1	1
Wins (QBs)	11	2	6t
Attempts	935	2	2
Completions	598	2	2
Passing Yards	6,800	2	2
Passing TDs	38	2	4
Passer Rtg. (min. 100 att.)	88.5	7	14
300-yard Passing Games	9	1	1
Games with 3+ Passing TDs	6	2	3t
Games with 100+ Passer Rtg.	6	2t	7t

MANNING'S RECORD-BREAKING 2013 SEASON

PEYTON MANNING'S NFL SINGLE-SEASON STATISTICAL RECORDS SET IN 2013

Category	No.	Old Record
Passing Yards	5,477	5,476 (Drew Brees, 2011)
400-Yard Passing Games	4*	4 (Dan Marino, 1984)
Passing Touchdowns	55	51 (Tom Brady, 2007)
Four-Touchdown Games	9	6 (Manning, 2004 / Dan Marino, 1984)
Most TDs w/o INT to start season	20	17 (Milt Plum, 1960)
Passing First Downs	289	278 (Drew Brees, 2011)
*tied record		

personal-best streak of 190 passes without an interception snapped at Ten. (9/16)... Connected on 20-of-29 passes (69.0%) for 288 yards with four touchdowns and one interception (126.1 rtg.) vs. Jac. (12/2) to earn AFC Player of the Week honors... Opened the Colts' AFC Divisional Playoff Game vs. S.D. (1/13) and completed 33-of-48 passes (68.8%) for 402 yards with three touchdowns and two interceptions (97.7 rtg.).

2006: Manning played all 16 regular-season games during Indianapolis' Super Bowl-winning season, completing 362-of-557 passes (65.0%) for 4,397 yards with 31 touchdowns and a career-low nine interceptions (101.0 rtg.)... Tied a career high with four rushing touchdowns and was named to his seventh Pro Bowl... Completed 97-of-153 passes (63.4%) for 1,034 yards with three touchdowns and seven interceptions (70.5 rtg.) in four postseason contests... Earned AFC Offensive Player of the Week honors after his performances vs. Hou. (9/17), vs. Was. (10/22), vs. Cin. (12/18) and vs. Mia. (12/31)... Named Offensive Player of the Month for October... Directed the Colts to 32 second-half points in the AFC Championship Game vs. N.E. (1/21) to give Indianapolis a 38-34 come-from-behind win against the Patriots... Completed 25-of-38 passes (65.8%) for 247 yards with one touchdown and one interception (81.8 rtg.) in Indianapolis' 29-17 win in Super Bowl XLI vs. Chi. (2/4) to become the first Colts player to earn Super Bowl MVP honors.

2005: Manning was named to his sixth career Pro Bowl and earned first-team All-Pro honors from the Associated Press for the third consecutive season after starting all 16 games and completing 305-of-453 passes (67.3%) for 3,747 yards with 28 touchdowns and 10 interceptions (104.1 rtg.)... Named AFC Player of the Week after connecting on 28-of-37 passes (75.7%) for 321 yards with three touchdowns and one interception (117.1 rtg.) at N.E. (11/7)... Opened the Colts' AFC Divisional Playoff Game vs. Pit. (1/15) and completed 22-of-38 passes (57.9%) for 290 yards with one touchdown (90.9 rtg.)... Named the 2005 Walter Payton Man of the Year.

2004: Manning earned NFL MVP honors and Associated Press first-team All-Pro accolades for the second consecutive season, opening all 16 contests and completing 336-of-497 passes (67.6%) for 4,557 yards with 49 touchdowns and just 10 interceptions... Set NFL records for single-season touchdowns (49) and quarterback rating (121.1)... Started two playoff games and completed 54-of-75 passes (72.0%) for 696 yards with four touchdowns and two interceptions (107.4 rtg.)... Named AFC Offensive Player of the Week on four occasions, including a six-touchdown performance at Det. (11/25) that also marked an NFL record with his fifth consecutive game with four scoring passes... Earned AFC Offensive Player of the Month honors for November... Totaled the second-highest passing total in NFL postseason history in the Colt's AFC Wild Card Game vs. Den. (1/9) after completing 27-of-33 passes (81.8%) for 458 yards with four touchdowns and one interception (145.7 rtg.).

2003: Manning received his first NFL Most Valuable Player honor in addition to being named first-team All-Pro by the Associated Press after starting all 16 regular-season games and completing 379-of-566 passes (67.0%) for 4,267 yards with 29 touchdowns and 10 interceptions... Earned Pro Bowl recognition for the fourth time in his career... Began the season by tossing a career-high six touchdown passes in the opener at N.O. (9/28) and earned AFC Offensive Player of the Week accolades for his effort... Named AFC Offensive Player of the Month for September... Completed 25-of-30 passes (83.3%) for 290 yards and five touchdowns vs. Atl. (12/14) to earn his second conference player of the week honor... Connected on 22-of-26 passes (84.6%) for 377 yards with five touchdowns and his fourth-career perfect passer rating (158.3) in the Colts' AFC Wild Card Game vs. Den. (1/4).

2002: Manning earned his third career Pro Bowl selection, completing 392-of-591 passes (66.3%) for 4,200 yards with 27 touchdowns and 19 interceptions (88.8 rtg.) in 16 starts during the regular season... Opened Indianapolis' AFC Wild Card Game at NYJ (1/4) and completed 14-of-31 passes (45.2%) for 137 yards with two interceptions (31.3 rtg.).

2001: Manning started all 16 games and connected on 343-of-547 passes (62.7%) for 4,131 yards with 26 touchdowns and 23 interceptions... Led the AFC and ranked second in the NFL with his 4,131 passing yards... Added four rushing touchdowns, including a career-long 33-yard scoring run at Buf. (11/4).

2000: Manning earned his second career Pro Bowl selection and was named second-team All-Pro by the Associated Press after starting all 16 regular-season games and completing 357-of-571 passes (62.5%) for

MANNING OWNS NFL RECORD FOR TOUCHDOWN PASSES

MOST TOUCHDOWN PASSES, NFL HISTORY

Player	No.
1. Peyton Manning	530
2. Brett Favre	508
3. Dan Marino	420
4. Drew Brees	396
5. Tom Brady	392

PEYTON MANNING'S TOUCHDOWN MILESTONES

TD	Opp. (Date)	Scoring Player
1	vs. Mia. (9/6/98)	Marvin Harrison (6 yds.)
100	vs. Mia. (11/11/01)	Marvin Harrison (11 yds.)
200	at Chi. (11/21/04)	Reggie Wayne (35 yds.)
300	at Bal. (12/9/07)	Joseph Addai (19 yds.)
400	vs. Pit. (9/9/12)	Demaryius Thomas (71 yds.)
500	vs. Ari. (10/5/14)	Julius Thomas (7 yds.)
509	vs. S.F. (10/19/14)	Demaryius Thomas (8 yds.)

MANNING HAS LED TWO FRANCHISES TO SUPER BOWL

STARTING QBS TO LEAD MULTIPLE TEAMS TO THE SUPER BOWL

Quarterback	First Team	Second Team
Craig Morton	Dallas (1970)	Denver (1977)
Kurt Warner	St. Louis (1999, 2001)	Arizona (2008)
Peyton Manning	Indianapolis (2006, '09)	Denver (2013)

4,413 yards with 33 touchdowns and 15 interceptions... Ranked first in the NFL in completions and passing yards while tying for the league lead in touchdowns... Joined wide receiver Marvin Harrison and running back Edgerrin James as the first NFL triumvirate to post 4,000-1,000-1,000 numbers in consecutive seasons.

1999: Manning earned his first career Pro Bowl honor and was named second-team All-Pro by the Associated Press and AFC Offensive Player of the Year after starting all 16 regular-season games and completing 331-of-533 passes (62.1%) for 4,135 yards with 26 touchdowns and 15 interceptions (90.7 rtg.)... Helped the Colts post a 10-game win improvement from the previous year to mark the best one-season turnaround in NFL history... Completed 19-of-42 passes (45.2%) for 227 yards (60.9 rtg.) in the Colts' AFC Divisional Playoff Game vs. Ten. (1/16).

1998: Selected by Indianapolis with the No. 1 overall pick of the 1998 NFL Draft, Manning started all 16 games and set Colts and NFL rookie records for completions (326), attempts (575), yards (3,739) and touchdowns (26)... Passed for at least one touchdown in 15-of-16 games... Named to the PFW/PFWA All-Rookie First Team... Earned AFC Offensive Player of the Week honors after completing 26-of-44 passes (59.1%) for 276 yards with three touchdowns and two interceptions (81.2 rtg.) vs. NYJ (11/15).

COLLEGE: Manning was a four-year starter at the University of Tennessee, where he left college with 33 school records, eight Southeastern Conference marks and two NCAA standards... Ended his career with the most wins in SEC history (39-6), including a 26-4 mark as a starter in conference games... Ranked third in NCAA history with 11,201 passing yards and fourth in Division-I annals with 89 touchdowns... Named a consensus All-American and was the Heisman Trophy runner-up as a senior in 1997 after leading the Volunteers to an SEC Championship... Named MVP of the SEC Championship Game after completing 25-of-43 passes (58.1%) for 373 yards with four touchdowns and two interceptions in a 30-29 win over Auburn University... Won the Maxwell Award for college football's player of the year and the Davey O'Brien Award for the nation's top quarterback... Named to the AFCA Good Works Team for community service... Led Tennessee to a 10-2 record and was the MVP of the Volunteers' 48-28 Citrus Bowl win over Northwestern University... Went 11-1 as a sophomore, including a 20-14 Citrus Bowl win against Ohio State University... Named SEC Freshman of the Year in 1994 after starting 8-of-11 games.

PERSONAL: Manning attended Isidore Newman High School in New Orleans, where he helped the team to a 34-5 record in three seasons as a starter... Named Gatorade Circle of Champions National Player of the Year and Columbus (Ohio) Touchdown Club National Offensive Player of the Year as a senior... Recognized for his community involvement by receiving the Byron "Whizzer" White Humanitarian Award (2004), the Walter Payton NFL Man of the Year Award (2005) and the Bart Starr Award (2015)... Formed the PayBack Foundation with his wife, Ashley, in 1999 to provide growth and leadership opportunities for disadvantaged youth in Colorado, Indiana, Louisiana and Tennessee... The PayBack Foundation has provided more than \$10 million of impact to at risk youth through its grants and programs since its inception... Distributed \$1 million in grants to youth based organizations in 2014... Continues to maintain a strong relationship with St. Vincent's Children's Hospital (Indianapolis), which in 2007 was renamed the "Peyton Manning Children's Hospital at St. Vincent"... Serves as a member of the American Red Cross National Celebrity Cabinet and The Pat Summitt Foundation... Started the Peyton Manning Scholarship program at Tennessee that has honored 25 incoming college students in the last 18 years on the basis of academic achievement, leadership and community service... Manning and Ashley, have 4-year-old twins, a boy and a girl, Marshall Williams and Mosley Thompson... Peyton Williams Manning was born on March 24, 1976, in New Orleans.

MANNING'S 300-YARD PASSING GAMES

MOST CAREER REGULAR-SEASON GAMES WITH AT LEAST 300 PASSING YARDS, NFL HISTORY

	Player	Team(s)	No.
1.	Peyton Manning	Den./Ind.	91
2.	Drew Brees	N.O./S.D.	86
3.	Tom Brady	N.E.	65
4.	Dan Marino	Mia.	63
5.	Brett Favre	Min./NYJ/G.B./Atl.	62

MANNING'S REGULAR SEASON RECORD

Year	Club	G	S	Att.	Comp.	Pct.	PASSING		TD	%	Int.	%	LG	Sack/Yds.	Rtg.
							Yds.	Yds./Att.							
1998	Indianapolis	16	16	575	326	56.7	3,739	6.5	26	4.5	28	4.9	78t	22/109	71.2
1999	Indianapolis	16	16	533	331	62.1	4,135	7.8	26	4.9	15	2.8	80t	14/116	90.7
2000	Indianapolis	16	16	571	357	62.5	4,413	7.7	33	5.8	15	2.6	78t	20/131	94.7
2001	Indianapolis	16	16	547	343	62.7	4,131	7.6	26	4.8	23	4.2	86t	29/232	84.1
2002	Indianapolis	16	16	591	392	66.3	4,200	7.1	27	4.6	19	3.2	69	23/145	88.8
2003	Indianapolis	16	16	566	379	67.0	4,267	7.5	29	5.1	10	1.8	79t	18/107	99.0
2004	Indianapolis	16	16	497	336	67.6	4,557	9.2	49	9.9	10	2.0	80t	13/101	121.1
2005	Indianapolis	16	16	453	305	67.3	3,747	8.3	28	6.2	10	2.2	80t	17/81	104.1
2006	Indianapolis	16	16	557	362	65.0	4,397	7.9	31	5.6	9	1.6	68t	14/86	101.0
2007	Indianapolis	16	16	515	337	65.4	4,040	7.8	31	6.0	14	2.7	73t	21/124	98.0
2008	Indianapolis	16	16	555	371	66.8	4,002	7.2	27	4.9	12	2.2	75	14/86	95.0
2009	Indianapolis	16	16	571	393	68.8	4,500	7.9	33	5.8	16	2.8	80t	10/74	99.9
2010	Indianapolis	16	16	679	450	66.3	4,700	6.9	33	4.9	17	2.5	73t	16/91	91.9
2011	Indianapolis	0	0	0	0	0.0	0	0.0	0	0	0	0	—	0/0	0.0
2012	Denver	16	16	583	400	68.6	4,659	8.0	37	6.3	11	1.9	71t	21/137	105.8
2013	Denver	16	16	659	450	68.3	5,477	8.3	55	8.3	10	1.5	78t	18/120	115.1
2014	Denver	16	16	597	395	66.2	4,727	7.9	39	6.5	15	2.5	86t	17/118	101.5
CAREER TOTALS		256	256	9,049	5,927	65.5	69,691	7.7	530	5.9	234	2.6	86t	287/1,858	97.5
BRONCOS TOTALS		48	48	1,839	1,245	67.7	14,863	8.08	131	7.1	36	2.0	86t	56/375	107.8

Year	Club	Att.	Yds.	Avg.	LG	TD	RUSHING		TD	TDr	TDp	TDr	2pt	Pts.
							Yds.	LG						
1998	Indianapolis	15	62	4.1	15	0	0	0	0	0	0	0	0	0
1999	Indianapolis	35	73	2.1	13	2	0	0	0	0	0	0	0	12
2000	Indianapolis	37	116	3.1	14	1	0	0	0	0	0	0	0	6
2001	Indianapolis	35	157	4.5	33t	4	0	0	0	0	0	0	0	24
2002	Indianapolis	38	148	3.9	13	2	0	0	0	0	0	0	0	12
2003	Indianapolis	28	26	0.9	10	0	0	0	0	0	0	0	0	0
2004	Indianapolis	25	38	1.5	19	0	0	0	0	0	0	0	0	0
2005	Indianapolis	33	45	1.4	12	0	0	0	0	0	0	0	0	0
2006	Indianapolis	23	36	1.6	12	4	0	0	0	0	0	0	0	24
2007	Indianapolis	20	-5	-0.3	4	3	0	0	0	0	0	0	0	18
2008	Indianapolis	20	21	1.1	12	1	0	0	0	0	0	0	0	6
2009	Indianapolis	19	-13	-0.7	3	0	0	0	0	0	0	0	0	0
2010	Indianapolis	18	18	1.0	27	0	0	0	0	0	0	0	0	0
2011	Indianapolis	0	0	0.0	—	0	0	0	0	0	0	0	0	0
2012	Denver	23	6	0.3	10	0	0	0	0	0	0	0	0	0
2013	Denver	32	-31	-1.0	1t	1	0	0	0	0	0	0	0	6
2014	Denver	24	-24	-1.0	4	0	0	0	0	0	0	0	0	0
CAREER TOTALS		425	673	1.6	33t	18	1	18	1	0	0	0	0	108
BRONCOS TOTALS		79	-49	-0.6	10	1	0	0	0	0	0	0	0	6

ADDITIONAL STATISTICS: Receptions — (1–2, 2.0 avg., 2 LG), Fumble recoveries — 1999 (2), 2000 (1), 2001 (3), 2002 (2), 2003 (4), 2004 (3), 2007 (3), 2010 (1), TOTAL (19).

MANNING'S POSTSEASON RECORD

Year	Club	G	S	Att.	Comp.	Pct.	PASSING		TD	%	Int.	%	LG	Sack/Yds.	Rtg.
							Yds.	Yds./Att.							
1999	Indianapolis	1	1	42	19	44.2	227	5.3	0	0.0	0	0.0	33	0/0	60.9
2000	Indianapolis	1	1	32	17	53.1	194	6.1	1	3.1	0	0.0	30	0/0	82.0
2002	Indianapolis	1	1	31	14	45.2	137	4.4	0	0.0	2	6.5	17	1/13	31.3
2003	Indianapolis	3	3	103	67	65.0	918	8.9	9	8.7	4	3.9	87t	5/41	106.4
2004	Indianapolis	2	2	75	54	72.0	696	9.3	4	5.3	2	2.7	49	2/12	107.4
2005	Indianapolis	1	1	38	22	57.9	290	7.6	1	2.6	0	0.0	50t	5/43	90.9
2006	Indianapolis	4	4	153	97	63.4	1,034	6.8	3	2.0	7	4.6	53t	6/41	70.5
2007	Indianapolis	1	1	48	33	68.8	402	8.4	3	6.3	2	4.2	55t	0/0	97.7
2008	Indianapolis	1	1	42	25	59.5	310	7.4	1	2.4	0	0.0	72t	1/8	90.4
2009	Indianapolis	3	3	128	87	68.0	956	7.5	6	4.7	2	1.6	46	4/30	98.9
2010	Indianapolis	1	1	26	18	69.2	225	8.7	1	3.8	0	0.0	57t	1/6	108.7
2012	Denver	1	1	43	28	65.1	290	6.7	3	7.0	2	4.7	32	3/17	88.3
2013	Denver	3	3	128	91	71.1	910	7.1	5	3.9	3	2.3	37	1/1	94.2
2014	Denver	1	1	46	26	56.5	211	4.6	1	2.2	0	0.0	32	2/11	75.5
CAREER TOTALS		24	24	935	598	64.0	6800	7.3	38	4.1	24	2.6	87t	31/223	88.5
BRONCOS TOTALS		5	5	217	145	66.8	1411	6.50	9	4.1	5	2.3	37t	6/29	89.1

Year	Club	Att.	Yds.	Avg.	LG	TD	RUSHING		TD	TDr	TDp	TDr	2pt	Pts.
							Yds.	LG						
1999	Indianapolis	3	22	7.3	15t	1	0	0	0	0	0	0	0	0
2000	Indianapolis	1	-2	-2.0	-2	0	0	0	0	0	0	0	0	0
2002	Indianapolis	1	2	2.0	2	0	0	0	0	0	0	0	0	0
2003	Indianapolis	4	3	0.8	3	0	0	0	0	0	0	0	0	0
2004	Indianapolis	2	8	4.0	7	1	0	0	0	0	0	0	0	6
2005	Indianapolis	0	0	0.0	—	0	0	0	0	0	0	0	0	0
2006	Indianapolis	8	3	0.4	7	1	0	0	0	0	0	0	0	6
2007	Indianapolis	1	-6	-6.0	-6	0	0	0	0	0	0	0	0	0
2008	Indianapolis	1	-1	-1.0	-1	0	0	0	0	0	0	0	0	0
2009	Indianapolis	3	-2	-0.7	0	0	0	0	0	0	0	0	0	0
2010	Indianapolis	0	0	0.0	—	0	0	0	0	0	0	0	0	0
2012	Denver	1	-1	-1.0	-1	0	0	0	0	0	0	0	0	0
2013	Denver	3	-2	-1.0	-1	0	0	0	0	0	0	0	0	0
2014	Denver	0	0	0.0	—	0	0	0	0	0	0	0	0	0
CAREER TOTALS		28	24	0.9	15t	3	0	0	0	0	0	0	0	18
BRONCOS TOTALS		4	-3	-0.8	0	0	0	0	0	0	0	0	0	0

ADDITIONAL STATISTICS: Fumble recoveries — 2003 (1), TOTAL (1).

MANNING'S SINGLE GAME HIGHS

(Postseason in parentheses)

Pass attempts — 59 vs. Tennessee, 12/8/13 (49 vs. Seattle, 2/2/14). **Pass completions** — 40 at Houston, 9/12/10 (34 vs. Seattle, 2/2/14). **Passing yards** — 479 vs. Arizona, 10/5/14 (458 vs. Denver, 1/9/05). **Completion percentage (min. 10 att.)** — 89.3% (25-28) at Oakland, 12/29/13 (84.6% (22-26) vs. Denver, 1/4/04). **Touchdown passes** — 7 vs. Baltimore, 9/5/13 (5 vs. Denver, 1/4/04). **Longest pass completion** — 86t, twice, last vs. Arizona, 10/5/14 (87t vs. Denver, 1/4/04). **Rushing attempts** — 7 vs. Buffalo, 9/23/01 (3, twice, last at Baltimore, 1/13/07). **Rushing yards** — 44 at Buffalo, 11/4/01 (22 vs. Tennessee, 1/16/00). **Longest rush** — 33t at Buffalo, 11/4/01 (15t vs. Tennessee, 1/16/00). **Rushing touchdowns** — 1, 18 times, last at Dallas, 10/6/13 (1, three times, last vs. New England, 1/21/07).

MANNING'S 300-YARD PASSING GAMES (100)

*denotes win (Manning's teams are 65-35, including the postseason, when he records more than 300 passing yards in a game.)

Date	Opponent	Yds.	Date	Opponent	Yds.
9/6/1998	vs. Miami	302	9/13/2009	vs. Jacksonville*	301
9/27/1998	vs. New Orleans	309	9/21/2009	at Miami*	303
11/29/1998	at Baltimore	357	9/27/2009	at Arizona*	379
12/20/1998	at Seattle	335	10/4/2009	vs. Seattle*	353
9/26/1999	at San Diego*	404	10/11/2009	at Tennessee*	309
10/31/1999	vs. Dallas*	313	11/1/2009	vs. San Francisco*	347
9/10/2000	vs. Oakland	367	11/8/2009	vs. Houston*	318
9/25/2000	vs. Jacksonville*	440	11/15/2009	vs. New England*	327
10/8/2000	at New England	334	12/17/2009	at Jacksonville*	308
11/5/2000	at Chicago	302	1/24/2010	vs. N.Y. Jets*^A	377
12/3/2000	at N.Y. Jets	339	2/7/2010	vs. New Orleans^A	333
9/23/2001	vs. Buffalo*	421	9/12/2010	at Houston	433
10/21/2001	vs. New England	335	9/26/2010	at Denver*	325
11/25/2001	vs. San Francisco	370	10/3/2010	at Jacksonville	352
12/2/2001	at Baltimore	310	10/17/2010	at Washington*	307
12/16/2001	vs. Atlanta*	325	11/21/2010	at New England	396
10/21/2002	at Pittsburgh	304	12/5/2010	vs. Dallas	365
11/3/2002	vs. Tennessee	327	12/9/2010	at Tennessee*	319
11/10/2002	at Philadelphia*	319	9/23/2012	vs. Houston	330
12/22/2002	vs. N.Y. Giants	365	9/30/2012	vs. Oakland*	338
9/28/2003	at New Orleans*	314	10/7/2012	at New England	337
10/6/2003	at Tampa Bay*	386	10/15/2012	at San Diego*	309
11/9/2003	at Jacksonville	347	10/28/2012	vs. New Orleans*	305
11/16/2003	vs. N.Y. Jets*	401	11/11/2012	at Carolina*	301
1/4/2004	vs. Denver*^A	377	12/6/2012	at Oakland*	310
1/11/2004	at Kansas City*^A	304	12/23/2012	vs. Cleveland*	339
9/26/2004	vs. Green Bay*	393	12/30/2012	vs. Kansas City*	304
10/24/2004	vs. Jacksonville	368	9/5/2013	vs. Baltimore*	462
10/31/2004	at Kansas City	472	9/15/2013	at N.Y. Giants*	307
11/14/2004	vs. Houston*	320	9/23/2013	vs. Oakland*	374
12/5/2004	vs. Tennessee*	425	9/29/2013	vs. Philadelphia*	327
12/26/2004	vs. San Diego*	383	10/5/2013	at Dallas*	414
1/9/2005	vs. Denver*^A	458	10/20/2013	at Indianapolis	386
11/7/2005	at New England*	321	10/27/2013	vs. Washington*	354
11/20/2005	at Cincinnati*	365	11/10/2013	at San Diego*	330
12/11/2005	at Jacksonville*	324	11/17/2013	vs. Kansas City*	323
12/18/2005	vs. San Diego	336	12/1/2013	at Kansas City*	403
9/17/2006	vs. Houston*	400	12/8/2013	vs. Tennessee*	397
10/22/2006	vs. Washington*	342	12/22/2013	at Houston*	400
10/29/2006	at Denver*	345	1/19/2013	vs. New England*^A	400
11/5/2006	at New England*	326	9/21/14	at Seattle	303
12/3/2006	at Tennessee	351	10/5/14	vs. Arizona*	479
12/10/2006	at Jacksonville	313	10/19/14	vs. San Francisco*	318
1/21/2007	vs. New England*^A	349	11/2/14	at New England	438
9/16/2007	at Tennessee*	312	11/9/14	at Oakland*	340
11/11/2007	at San Diego	328	11/16/14	at St. Louis	389
12/23/2007	vs. Houston*	311	12/22/14	at Cincinnati	311
1/13/2008	vs. San Diego^A	402			
9/14/2008	at Minnesota*	311			
11/16/2008	vs. Houston*	320			
12/14/2008	vs. Detroit*	318			
12/18/2008	at Jacksonville*	364			
1/3/2009	at San Diego^A	310			

^Playoff Game

MANNING'S CAREER GAME-WINNING DRIVES IN 4TH QTR. OR OVERTIME (51)

Regular font denotes game-winning drive; *Italics denotes comeback drive*; **Bold** denotes drives with the Broncos

Date	Opponent	Down/Tied	Won	Game-Winning Play	Time Left	Drive/T.O.P.	Manning Drive Stats
11/15/98	NY Jets	17-23	24-23	14t pass to Marcus Pollard	0:24	15-80/2:40	8-13-93, 1 TD pass
9/26/99	at San Diego	13-19	27-19	12t Manning run	11:41	8-83/2:47	3-6-46 pass; 12t rush
10/17/99	at NY Jets	13-13	16-13	Vanderjagt 27 FG	0:14	10-35/4:18	2-2-12 pass, 1-(-2 rush)
		<i>10-13</i>		<i>Vanderjagt 18 FG</i>	<i>12:06</i>	<i>12-53/4:43</i>	<i>4-8-40 pass</i>
10/31/99	Dallas	21-24	34-24	40t pass to Marvin Harrison	14:55	7-75/3:31	4-7-76, 1 TD pass
11/7/99	Kansas City	16-17	25-17	7t Manning run	10:49	6-54/3:04	2-3-17 pass/2-10 rush, 7t
12/5/99	at Miami	34-34	37-34	Vanderjagt 53 FG	0:00	4-33/0:36	2-2-34 passing
12/19/99	Washington	10-13	24-21	1t pass to Ken Dilger	14:56	7-80/3:11	3-4-40 pass, 1 TD pass
12/26/99	at Cleveland	26-28	29-28	Vanderjagt 21 FG	0:04	11-54/4:08	4-4-23 pass/1-8 rush
		<i>19-28</i>		<i>2t James run</i>	<i>9:54</i>	<i>11-77/5:06</i>	<i>6-7-53 pass/1-9 rush</i>
9/3/00	at Kansas City	14-14	27-14	Vanderjagt 23 FG	13:37	9-27/3:56	3-4-16 pass
10/1/00	at Buffalo	15-16	18-16	Vanderjagt 45 FG	0:00	8-42/1:08	3-5-25 pass/1-2 rush
10/22/00	New England	21-23	30-23	3t James run	2:09	6-66/2:22	2-2-13 pass
		<i>14-23</i>		<i>1t pass to Edgerrin James</i>	<i>6:16</i>	<i>8-65/3:32</i>	<i>6-9-40, 1 TD pass</i>
10/13/02	Baltimore	19-20	22-20	Vanderjagt 38 FG	0:04	11-60/2:18	5-6-49 pass
11/17/02	Dallas	3-3	20-3	Vanderjagt 32 FG	13:06	12-76/6:53	3-3-31 pass/1-(-1) rush
11/24/02	at Denver	20-20	23-20	Vanderjagt 51 FG	9:22 OT	10-35/5:38	2-3-14 pass
		<i>17-20</i>		<i>Vanderjagt 54 FG</i>	<i>0:03</i>	<i>11-44/1:37</i>	<i>3-8-27 pass/2-12 rush</i>
12/15/02	at Cleveland	21-23	28-23	3t Mungro run	6:46	6-86/3:00	2-2-53 pass
		<i>14-23</i>		<i>3t pass to Marvin Harrison</i>	<i>11:30</i>	<i>7-57/2:58</i>	<i>4-6-49, 1 TD pass</i>
12/29/02	vs. Jacksonville	13-13	20-13	11t pass to Marcus Pollard	2:26	7-47/2:11	3-3-32 pass, 1 TD pass
		<i>10-13</i>		<i>Vanderjagt 27 FG</i>	<i>5:46</i>	<i>16-68/8:09</i>	<i>5-9-25 pass/1-8 rush</i>
9/7/03	at Cleveland	6-6	9-6	Vanderjagt 45 FG	0:01	11-65/2:38	8-10-65 pass
10/6/03	at Tampa Bay	35-35	38-35	Vanderjagt 29 FG	3:47 OT	15-76/6:46	5-9-49 pass
		<i>28-35</i>		<i>1t R. Williams run</i>	<i>0:35</i>	<i>5-85/1:06</i>	<i>2-3-64 pass</i>
		<i>21-35</i>		<i>28t pass to Marvin Harrison</i>	<i>2:29</i>	<i>6-58/1:08</i>	<i>5-6-63, 1 TD pass</i>
		<i>14-35</i>		<i>3t Mungro run</i>	<i>3:37</i>	<i>4-12/1:32</i>	<i>1-2-6 pass</i>
11/23/03	at Buffalo	10-14	17-14	1t James run	1:38	16-83/6:00	5-7-55 pass
		<i>3-14</i>		<i>14t James run</i>	<i>10:40</i>	<i>9-61/4:11</i>	<i>3-4-15 pass</i>
12/28/03	at Houston	17-17	20-17	Vanderjagt 43 FG	0:00	12-65/4:02	2-4-22 pass/2-8 rush
		<i>10-17</i>		<i>5t pass to Brandon Stokley</i>	<i>3:50</i>	<i>1-5/0:05</i>	<i>1-1-5, 1 TD pass</i>
		<i>3-17</i>		<i>6t James run</i>	<i>14:57</i>	<i>11-67/5:36</i>	<i>3-3-24 pass</i>
9/19/04	at Tennessee	17-17	31-17	4t James run	7:31	11-80/3:57	4-7-70 pass
		<i>10-17</i>		<i>1t pass to Marcus Pollard</i>	<i>14:56</i>	<i>6-80/2:42</i>	<i>3-4-57 pass, 1 TD pass</i>
10/3/04	at Jacksonville	17-17	24-17	3t James run	3:33	13-74/7:04	5-5-33 pass
11/8/04	Minnesota	28-28	31-28	Vanderjagt 35 FG	0:02	9-55/2:52	2-2-23 pass/3-12 rush
12/26/04	San Diego	31-31	34-31	Vanderjagt 30 FG	12:13 OT	5-61/2:47	2-2-58 pass
		<i>23-31</i>		<i>21t pass to Brandon Stokley</i>	<i>0:56</i>	<i>9-80/2:46</i>	<i>6-8-85, 1 TD pass</i>
9/18/05	Jacksonville	0-3	10-3	6t Carthon run	8:33	17-88/8:59	3-3-21 pass
10/1/06	at NY Jets	24-28	31-28	1t Manning run	0:50	9-61/1:30	6-8-60 pass/1-1, 1t rush
10/8/06	Tennessee	7-13	14-13	2t pass to Reggie Wayne	5:10	10-43/4:28	4-6-34, 1 TD pass
10/29/06	at Denver	31-31	34-31	Vinatieri 37 FG	0:02	8-62/1:47	5-5-47 pass
		<i>23-28</i>		<i>19t pass to Reggie Wayne</i>	<i>3:35</i>	<i>7-80/3:19</i>	<i>5-6-75, 1 TD pass</i>
11/18/07	Kansas City	10-10	13-10	Vinatieri 24 FG	0:03	14-61/6:56	4-4-59 pass/4-(-3) rush
12/16/07	at Oakland	13-14	21-14	20t pass to Anthony Gonzalez	4:49	11-91/5:40	7-7-68, 1 TD pass
9/14/08	at Minnesota	15-15	18-15	Vinatieri 47 FG	0:03	5-21/1:04	1-2-20 pass
		<i>7-15</i>		<i>32t pass to Reggie Wayne</i>	<i>5:54</i>	<i>3-61/1:15</i>	<i>3-3-61, 1 TD pass</i>
10/5/08	at Houston	24-27	31-27	5t pass to Reggie Wayne	1:54	2-20/0:42	1-1-5, 1 TD pass
		<i>17-27</i>		<i>68t Gary Brackett FR</i>	<i>3:36</i>		
		<i>10-27</i>		<i>7t pass to Tom Santi</i>	<i>4:04</i>	<i>11-81/4:14</i>	<i>8-10-59, 1 TD pass/1-11 rush</i>
11/2/08	New England	15-15	18-15	Vinatieri 52 FG	8:05	8-48/3:28	2-4-44 pass
11/9/08	at Pittsburgh	17-20	24-20	17t pass to Dominic Rhodes	3:04	4-32/1:40	1-1-17, 1 TD pass
11/23/08	at San Diego	20-20	23-20	Vinatieri 51 FG	0:00	8-37/1:30	4-6-36 pass
12/14/08	Detroit	21-21	31-21	1t Rhodes run	8:39	7-88/4:13	4-4-74 pass
9/21/09	at Miami	20-23	27-23	48t pass to Pierre Garcon	3:18	4-80/0:32	3-4-80, 1 TD pass
11/1/09	San Francisco	12-14	18-14	Addai 22t pass to Reggie Wayne	14:53	9-70/3:10	4-6-30 pass
11/8/09	Houston	13-17	20-17	2t Addai run	7:11	8-61/3:49	3-4-38 pass
11/15/09	New England	28-34	35-34	1t pass to Reggie Wayne	0:13	4-29/1:47	2-2-16, 1 TD pass
		<i>21-34</i>		<i>4t Addai run</i>	<i>2:23</i>	<i>6-79/1:49</i>	<i>4-5-44 pass</i>
		<i>14-31</i>		<i>29t pass to Pierre Garcon</i>	<i>12:14</i>	<i>5-79/2:04</i>	<i>3-3-59, 1 TD pass</i>
11/22/09	at Baltimore	14-15	17-15	Stover 25 FG	7:02	9-60/3:10	4-5-52 pass
11/29/09	at Houston	14-20	35-27	6t pass to Dallas Clark	8:24	7-89/2:50	4-4-49, 1 TD pass
12/17/09	at Jacksonville	28-31	35-31	65t pass to Reggie Wayne	5:23	3-70/0:42	2-3-70, 1 TD pass
10/10/10	Kansas City	9-9	19-9	Vinatieri 42 FG	14:40	12-60/3:46	3-7-23 pass
1/2/11	Tennessee	20-20	23-20	Vinatieri 43 FG	0:00	5-37/1:25	2-3-31 pass
9/9/12	Pittsburgh	19-22	31-19	1t pass to Jacob Tamme	9:23	6-80/4:48	6-7-57, 1 TD pass
10/15/12	at San Diego	21-24	35-24	21t pass to Brandon Stokley	9:03	3-50/2:08	2-2-27, 1 TD pass
		<i>14-24</i>		<i>7t pass to Eric Decker</i>	<i>13:33</i>	<i>9-55/4:14</i>	<i>4-4-48, 1 TD pass</i>
11/4/12	at Cincinnati	17-20	31-20	1t pass to Joel Dreessen	11:47	3-46/5:02	4-4-50, 1 TD pass
10/6/13	at Dallas	48-48	51-48	Prater 28 FG	0:02	8-14/1:57	2-2-21 pass
		<i>41-48</i>		<i>1t Moreno run</i>	<i>2:39</i>	<i>9-73/4:40</i>	<i>5-5-77 pass</i>
		<i>38-41</i>		<i>Prater 50 FG</i>	<i>9:37</i>	<i>11-51/4:01</i>	<i>5-9-42 pass</i>
10/27/13	Washington	21-21	45-21	35t pass to Knowshon Moreno	14:19	1-35/0:10	1-1-35 pass
		<i>14-21</i>		<i>1t pass to Joel Dreessen</i>	<i>14:56</i>	<i>16-83/4:59</i>	<i>6-10-67 pass</i>
11/23/14	Miami	25-28	39-36	10t C.J. Anderson run	5:01	11-70/6:16	6-7-71 pass

PEYTON MANNING'S NFL SPLITS

Regular Season Only

	Gms.	W	L	Att.	Cmp.	Pct.	Yds.	TD	INT	LG	S/Yds.	Rtg.
Denver	8	6	2	250	155	62.0	1,655	15	5	63	5/30	93.0
Kansas City	12	11	1	416	258	62.0	3,379	25	8	77	14/97	99.6
Oakland	11	9	2	404	278	68.8	3,162	28	11	63t	13/81	103.8
San Diego	13	9	4	518	331	63.9	3,845	28	19	74t	19/126	89.0
AFC West	44	35	9	1,588	1,022	64.3	12,041	96	43	77	51/334	96.1
Buffalo	12	8	4	358	223	62.3	2,518	13	12	60t	9/66	81.4
Miami	13	6	7	436	272	62.4	3,214	22	18	80t	19/142	84.4
New England	19	6	13	723	453	62.7	5,316	43	26	78t	26/179	89.8
N.Y. Jets	12	8	4	427	269	63.0	2,932	16	11	54	15/101	84.9
AFC East	56	28	28	1,944	1,217	62.6	13,980	94	67	80t	69/488	86.0
Baltimore	10	8	2	345	223	64.6	2,939	25	5	78t	17/134	109.6
Cincinnati	9	8	1	316	209	66.1	2,429	22	9	69	7/28	100.6
Cleveland	6	6	0	207	138	66.7	1,456	5	7	51	2/10	80.9
Pittsburgh	4	3	1	139	87	62.6	1,042	8	4	80t	8/40	92.7
AFC North	29	25	4	1,007	657	65.2	7,866	60	23	80t	34/212	99.6
Houston	20	17	3	745	510	68.5	5,852	48	8	80t	27/159	108.9
Indianapolis	2	1	1	85	51	60.0	655	6	1	49	5/31	102.8
Jacksonville	20	15	5	710	462	65.1	5,538	40	14	76t	15/105	99.4
Tennessee	19	14	5	638	448	70.2	4,956	35	13	68t	14/90	102.8
AFC South	61	47	14	2,164	1,485	68.6	17,387	129	36	80t	61/385	103.1
AFC Totals	192	136	56	6,786	4,410	65.0	51,504	381	172	80t	218/1,425	96.0
Arizona	3	3	0	84	56	66.7	863	8	3	86t	2/3	117.3
St. Louis	4	2	2	148	94	63.5	1,010	6	3	42t	6/41	88.5
San Francisco	5	3	2	186	125	67.2	1,521	9	6	61t	8/50	94.8
Seattle*	5	2	3	171	114	66.7	1,388	6	3	53	4/13	95.8
NFC West	17	10	7	589	389	66.0	4,782	29	15	86t	20/107	93.2
Dallas	5	3	2	201	140	69.7	1,598	11	8	57	3/20	94.9
N.Y. Giants	5	4	1	191	125	65.4	1,440	11	4	57t	4/25	98.5
Philadelphia	5	4	1	154	107	69.5	1,358	12	3	80t	5/32	114.6
Washington	5	4	1	186	124	66.7	1,515	14	6	57t	7/49	103.2
NFC East	20	15	5	732	496	67.8	5,911	48	21	80t	19/126	102.1
Chicago	3	1	2	116	73	62.9	770	7	2	35t	4/38	95.1
Detroit	3	3	0	98	73	74.5	842	10	2	39	2/10	125.5
Green Bay	3	1	2	126	74	58.7	916	8	3	36t	4/27	92.6
Minnesota	3	3	0	107	74	69.2	862	9	3	75	3/19	109.6
NFC North	12	8	4	447	294	65.8	3,390	34	10	75	13/94	104.5
Atlanta	5	3	2	161	113	70.2	1,287	14	7	37t	8/57	104.7
Carolina	4	2	2	136	81	59.6	1,074	5	3	59t	6/24	87.7
New Orleans	5	3	2	145	97	66.9	1,478	14	4	86t	5/26	121.0
Tampa Bay	3	3	0	122	90	73.8	881	7	3	52	1/5	102.5
NFC South	17	11	6	564	381	67.6	4,720	40	17	86t	20/112	101.7
NFC Totals	73	43	21	2,263	1,517	67.0	18,187	149	62	86t	69/433	102.0
NFL Totals	256	179	77	9,049	5,927	65.5	69,691	530	234	86t	287/1,858	97.5
Home	128	98	30	4,441	2,936	66.1	34,874	276	101	86t	136/832	101.1
Road	128	81	47	4,608	2,991	64.9	34,817	254	133	86t	151/1,026	94.0
Wins	179	179	0	6,058	4,091	67.5	48,811	405	109	86t	172/1,120	106.7
Losses	77	0	77	2,991	1,836	61.4	20,880	125	125	86t	115/738	78.8
Grass	109	79	30	3,927	2,602	66.3	30,481	236	99	86t	123/816	99.2
Turf	149	101	49	5,122	3,325	64.9	39,210	294	135	86t	164/1,042	96.2
Outdoors	142	100	42	5,187	3,394	65.4	39,562	294	131	86t	163/1,094	96.8
Domes	114	79	35	3,862	2,533	65.6	30,129	236	103	86t	124/764	98.5
Sundays	225	156	69	7,995	5,203	65.1	60,954	454	209	86t	249/1,625	96.1
Monday	18	13	5	640	435	68.0	5,030	38	20	80t	22/116	98.2
Thursdays	12	10	2	402	280	69.7	3,591	38	5	78t	16/117	123.7
Saturdays	1	0	1	12	9	75.0	116	0	0	39	0/0	104.9
September	53	38	15	1,889	1,226	64.9	15,211	115	47	80t	61/388	99.6
October	59	42	16	2,062	1,382	67.0	16,325	132	50	86t	60/367	102.2
November	69	47	22	2,626	1,680	64.0	18,882	145	79	86t	91/639	91.2
December	70	49	21	2,350	1,562	66.5	18,549	134	56	77	72/450	99.4
January	6	3	3	122	77	63.1	724	4	2	43t	3/14	83.5

*Includes two games prior to the 2002 season when Seattle was in the AFC

PEYTON MANNING'S CAREER GAME-BY-GAME

(Victories asterisked)

1998 INDIANAPOLIS (3-13)										PASSING					RUSHING				
Opponent	P/S	Att.	Comp.	Yds.	Pct.	TD	INT	LG	S/Yds.	Rtg.	Att.	Yds.	Avg.	LG	TD				
vs. Mia. (9/6)	S	37	21	302	56.8	1	3	42	4/29	58.6	0	0	0.0	—	0				
at N.E. (9/13)	S	33	21	188	63.6	1	3	22	2/15	51.1	0	0	0.0	—	0				
at NYJ (9/20)	S	44	20	193	45.5	0	2	22	1/3	39.3	3	26	8.7	13	0				
vs. N.O. (9/27)	S	32	19	309	59.4	1	3	78†	4/17	63.2	1	7	7.0	7	0				
vs. S.D. (10/4)*	S	23	12	137	52.2	1	1	27	0/0	66.8	2	0	0.0	1	0				
vs. Buf. (10/11)	S	41	20	235	48.8	2	2	26	0/0	62.6	0	0	0.0	—	0				
at S.F. (10/18)	S	30	18	231	60.0	3	0	61†	1/0	117.5	0	0	0.0	—	0				
vs. N.E. (11/1)	S	52	30	278	57.7	2	2	24	0/0	69.2	0	0	0.0	—	0				
at Mia. (11/8)	S	42	22	140	52.4	1	2	18	0/0	47.7	0	0	0.0	—	0				
vs. NYJ (11/15)*	S	44	26	276	59.1	3	2	38†	1/9	81.2	4	21	5.3	15	0				
at Buf. (11/22)	S	29	14	164	48.3	1	2	30†	0/0	48.6	2	0	0.0	—	0				
at Bal. (11/29)	S	42	27	357	64.3	3	1	34†	2/13	105	1	2	2.0	2	0				
at Atl. (12/6)	S	27	19	159	70.4	2	2	30†	0/0	79.1	1	7	7.0	7	0				
vs. Cin. (12/13)*	S	26	17	210	65.4	3	0	23	0/0	128.7	1	-1	-1.0	-1	0				
at Sea. (12/20)	S	39	23	335	59.0	1	1	53	2/5	84.9	0	0	0.0	—	0				
vs. Car. (12/27)	S	34	17	225	50.0	1	2	46	5/18	56.6	0	0	0.0	—	0				
Regular Season Totals	16/16	575	326	3,739	56.7	26	28	78†	22/109	71.2	15	62	4.1	15	0				

1999 INDIANAPOLIS (13-3)										PASSING					RUSHING				
Opponent	P/S	Att.	Comp.	Yds.	Pct.	TD	INT	LG	S/Yds.	Rtg.	Att.	Yds.	Avg.	LG	TD				
vs. Buf. (9/12)*	S	33	21	284	63.6	2	2	50	0/0	85.9	3	-3	-1.0	-1	0				
at N.E. (9/19)	S	30	18	223	60.0	3	2	42†	0/0	88.6	1	3	3.0	3	0				
at S.D. (9/26)*	S	54	29	404	53.7	2	1	46	0/0	82.6	4	14	3.5	12†	1				
vs. Mia. (10/10)	S	24	17	274	70.8	3	1	43	2/10	130.9	2	-13	-6.5	-1	0				
at NYJ (10/17)*	S	35	21	210	60.0	1	1	26	0/0	74.7	2	-3	-1.5	-1	0				
vs. Cin. (10/24)*	S	33	17	284	51.5	2	1	56†	1/6	88.4	2	5	2.5	6	0				
vs. Dal. (10/31)*	S	34	22	313	64.7	1	0	54	1/13	104.2	0	0	0.0	—	0				
vs. K.C. (11/7)*	S	33	21	290	63.6	1	1	30†	3/34	89.2	3	10	3.3	7†	1				
at NYG (11/14)*	S	35	20	237	57.1	2	1	57†	0/0	85.1	3	-3	-1.0	-1	0				
at Phi. (11/21)*	S	26	16	235	61.5	3	0	80†	1/8	129.5	2	14	7.0	8	0				
vs. NYJ (11/28)*	S	31	23	198	74.2	1	2	23	2/11	74.4	3	26	8.7	13	0				
at Mia. (12/5)*	S	29	23	260	79.3	1	2	36	2/19	86.8	2	-1	-0.5	0	0				
vs. N.E. (12/12)*	S	27	15	186	55.6	2	0	52	1/8	101.8	5	8	1.6	11	0				
vs. Was. (12/19)*	S	37	23	298	62.2	2	1	37†	1/7	94.2	1	-1	-1.0	-1	0				
at Cle. (12/26)*	S	43	27	276	62.8	0	0	30	0/0	81.2	2	17	8.5	9	0				
at Buf. (1/2)	S	29	18	163	62.1	0	0	30	0/0	77.2	0	0	0.0	—	0				

Postseason Totals	1/1	42	19	227	45.2	0	0	33	0/0	62.3	3	22	7.3	15†	1						
†AFC Divisional Playoff Game																					

2000 INDIANAPOLIS (10-6)													PASSING					RUSHING				
Opponent	P/S	Att.	Comp.	Yds.	Pct.	TD	INT	LG	S/Yds.	Rtg.	Att.	Yds.	Avg.	LG	TD							
at K.C. (9/3)*	S	32	22	273	68.8	1	1	33	1/6	92.3	3	-3	-1.0	-1	0							
vs. Oak. (9/10)	S	48	33	367	68.8	3	2	50†	2/16	94.7	2	20	10.0	11	0							
vs. Jac. (9/25)*	S	36	23	440	63.9	4	0	76†	0/0	143.3	6	4	0.7	6	0							
at Buf. (10/1)*	S	27	16	187	59.3	2	1	30	1/3	89.6	5	21	4.2	8	0							
at N.E. (10/8)	S	54	31	334	57.4	1	3	31	2/10	58.7	1	7	7.0	7	0							
at Sea. (10/15)*	S	30	20	281	66.7	1	0	39	1/1	107.8	1	0	0.0	0	0							
vs. N.E. (10/22)*	S	20	16	268	80.0	3	0	78†	0/0	158.3	0	0	0.0	—	0							
vs. Det. (10/29)*	S	33	22	288	66.7	3	2	31†	1/7	99.1	0	0	0.0	—	0							
at Chi. (11/5)	S	39	26	302	66.7	2	1	24	2/21	96.3	3	22	7.3	9	0							
vs. NYJ (11/12)*	S	35	21	210	60.0	1	0	22	0/0	86.6	4	2	0.5	5	0							
at G.B. (11/19)	S	44	25	294	56.8	3	1	34†	4/27	90.5	0	0	0.0	—	0							
vs. Mia. (11/26)	S	34	16	209	47.1	2	1	32	0/0	74.3	5	26	5.2	14	0							
at NYJ (12/3)	S	51	27	339	52.9	2	2	43†	3/13	70.6	1	0	0.0	0	0							
vs. Buf. (12/11)*	S	24	13	132	54.2	0	0	28	2/16	70.1	2	-2	-1.0	-1	0							
at Mia. (12/17)*	S	28	21	206	75.0	1	0	50†	1/11	107.1	3	20	6.7	11	1							
vs. Min. (12/24)*	S	36	25	283	69.4	4	1	52†	0/0	118.2	1	-1	-1.0	-1	0							
Regular Season Totals	16/16	571	357	4,413	62.5	33	15	78†	20/131	94.7	37	116	3.1	14	1							
at Mia. (12/30)‡	S	32	17	194	53.1	1	0	30	0/0	82	1	-2	-2.0	-2	0							

Postseason Totals	1/1	32	17	194	53.1	1	0	30	0/0	82	1	-2	-2.0	-2	0						
‡AFC Wild Card Game																					

WHAT IS THE ORIGIN OF THE NAME DENVER BRONCOS?

The name "Denver Broncos" was chosen from 500 entries in a name-the-team contest in January 1960. The name was suggested by Ward M. Vining of Lakewood. But the football team isn't the first Denver Broncos. Denver's 1921 entry in the Midwest Baseball League was also called the Broncos.

2001 INDIANAPOLIS (6-10)											PASSING					RUSHING				
Opponent	P/S	Att.	Comp.	Yds.	Pct.	TD	INT	LG	S/Yds.	Rtg.	Att.	Yds.	Avg.	LG	TD	Att.	Yds.	Avg.	LG	TD
at NYJ (9/9)*	S	32	22	231	68.8	2	2	21t	1/9	84.2	2	19	9.5	10	0	7	26	3.7	19	1
vs. Buf. (9/23)*	S	29	23	421	79.3	4	2	60t	1/3	129.6	7	16	3.7	19	1	2	14	7.0	10t	1
at N.E. (9/30)	S	34	20	196	58.8	1	3	26	2/7	48.2	2	14	7.0	10t	1	1	2	2.0	2	0
vs. Oak. (10/14)	S	41	26	241	63.4	2	2	28	1/7	75.4	1	2	2.0	2	0	2	1	0.5	1	0
vs. N.E. (10/21)	S	34	22	335	64.7	1	0	68	4/30	106.9	2	1	0.5	1	0	2	5	2.5	6	0
at K.C. (10/25)*	S	30	19	201	63.3	2	0	47t	3/22	105	2	5	2.5	6	0	3	44	14.7	33t	1
at Buf. (11/4)*	S	27	17	199	63.0	1	0	43	4/38	97.6	3	44	14.7	33t	1	1	5	5.0	5	0
vs. Mia. (11/11)	S	33	20	253	60.6	3	2	45	3/29	89.6	1	5	5.0	5	0	4	7	1.8	2	0
at N.O. (11/18)	S	28	18	262	64.3	1	1	86t	0/0	91.7	1	0	0.0	0	0	1	9	9.0	9	0
vs. S.F. (11/25)	S	51	31	370	60.8	1	4	39	1/6	56.8	1	0	0.0	0	0	1	5	5.0	5	0
at Bal. (12/2)	S	48	27	310	56.3	2	1	57t	3/47	81.1	1	9	9.0	9	0	4	10	2.5	13	0
at Mia. (12/10)	S	32	19	173	59.4	0	3	17	1/3	35.0	1	5	5.0	5	0	1	7	7.0	7	0
vs. Atl. (12/16)*	S	35	23	325	65.7	3	1	36	0/0	112.2	4	10	2.5	13	0	1	1	1.0	1t	1
vs. NYJ (12/23)	S	35	25	228	71.4	1	0	28t	2/7	98.3	2	2	1.0	1t	1	2	2	1.0	3	0
at Stl. (12/30)	S	28	15	195	53.6	0	1	36	2/17	60.9	1	1	1.0	1t	1	2	2	1.0	3	0
vs. Den. (1/6)*	S	30	16	191	53.3	2	1	43t	1/7	81.4	2	2	1.0	3	0					
Regular Season Totals	16/16	547	343	4,131	62.7	26	23	86t	29/232	84.1	35	157	4.5	33t	4					

2002 INDIANAPOLIS (10-6)											PASSING					RUSHING				
Opponent	P/S	Att.	Comp.	Yds.	Pct.	TD	INT	LG	S/Yds.	Rtg.	Att.	Yds.	Avg.	LG	TD	Att.	Yds.	Avg.	LG	TD
at Jac. (9/8)*	S	31	19	211	61.3	3	0	28	1/8	113.8	2	5	2.5	6	0	1	5	5.0	5	0
vs. Mia. (9/15)	S	45	26	289	57.8	1	3	33	0/0	56.6	1	5	5.0	5	0	2	0	0.0	1	0
at Hou. (9/22)*	S	28	21	272	75.0	2	0	43t	3/21	128.9	2	10	5.0	11t	1	2	17	8.5	9	0
vs. Cin. (10/6)*	S	34	21	224	61.8	2	1	69	0/0	88.4	2	10	5.0	11t	1	1	10	10.0	10	0
vs. Bal. (10/13)*	S	40	30	284	75.0	1	1	39	5/27	92.1	1	1	1.0	1t	1	6	24	4.0	13	0
at Pit. (10/21)	S	48	32	304	66.7	1	3	41t	2/9	64.9	1	12	12.0	12	0	0	0	0.0	—	0
at Was. (10/27)	S	32	21	214	65.6	2	2	21	3/19	79.4	1	12	12.0	12	0	2	11	5.5	8	0
vs. Ten. (11/3)	S	50	37	327	74.0	2	1	39	3/29	96.0	5	4	0.8	6	0	3	-2	-0.7	0	0
at Phi. (11/10)*	S	23	18	319	78.3	3	0	57t	0/0	158.3	6	22	3.7	9	0	2	10	5.0	5	0
vs. Dal. (11/17)*	S	38	29	252	76.3	2	1	31t	0/0	99.9	3	-2	-0.7	0	0	0	0	0.0	—	0
at Den. (11/24)*	S	44	27	229	61.4	0	1	24	2/13	65.4	6	24	4.0	13	0	1	2	2.0	2	0
vs. Hou. (12/1)*	S	28	15	190	53.6	1	0	35	0/0	86.9	0	0	0.0	—	0	0	0	0.0	—	0
at Ten. (12/8)	S	42	26	297	61.9	1	3	49	1/0	61.3	6	24	4.0	13	0	1	2	2.0	2	0
at Cle. (12/15)*	S	34	20	277	58.8	2	1	46	1/3	92.4	0	0	0.0	—	0	2	5	2.5	5	0
vs. NYG (12/22)	S	46	30	365	65.2	3	2	40t	2/16	93.1	2	19	9.5	11	0					
vs. Jac. (12/29)*	S	28	20	146	71.4	1	0	17	0/0	95.2	2	19	9.5	11	0					
Regular Season Totals	16/16	591	392	4,200	66.3	27	19	69	23/145	88.8	38	148	3.9	13	2					
at NYJ (1/4) ^S	S	31	14	137	45.2	0	2	17	1/13	31.3	1	2	2.0	2	0					
Postseason Totals	1/1	31	14	137	45.2	0	2	17	1/13	31.3	1	2	2.0	2	0					

^SAFC Wild Card Game

2003 INDIANAPOLIS (12-4)											PASSING					RUSHING				
Opponent	P/S	Att.	Comp.	Yds.	Pct.	TD	INT	LG	S/Yds.	Rtg.	Att.	Yds.	Avg.	LG	TD	Att.	Yds.	Avg.	LG	TD
at Cle. (9/7)*	S	43	27	211	62.8	0	2	18	1/7	55.5	0	0	0.0	—	0	2	0	0.0	0	0
vs. Ten. (9/14)*	S	21	14	173	66.7	1	0	42	1/9	107.8	2	0	0.0	0	0	3	-3	-1.0	-1	0
vs. Jac. (9/21)*	S	33	21	216	63.6	2	1	36	0/0	90.0	1	1	1.0	1	0	0	0	0.0	—	0
at N.O. (9/28)*	S	25	20	314	80.0	6	0	79t	1/9	158.3	0	0	0.0	—	0	1	6	6.0	6	0
at T.B. (10/6)*	S	47	34	386	72.3	2	1	52	1/5	101.9	2	4	2.0	3	0	2	5	2.5	5	0
vs. Car. (10/12)	S	34	23	293	67.6	1	1	33	0/0	91.9	2	3	-2	-0.7	0	0	0	0.0	—	0
vs. Hou. (10/26)*	S	30	22	269	73.3	3	0	57t	0/0	133.9	2	3	-2	-0.7	0	0	0	0.0	—	0
at Mia. (11/2)*	S	37	23	266	62.2	1	1	51	4/25	81.6	0	0	0.0	—	0	2	-3	-1.5	-1	0
at Jac. (11/9)	S	45	28	347	62.2	2	2	70	0/0	82.4	2	-5	-2.5	-1	0	2	1	0.5	1	0
vs. NYJ (11/16)*	S	36	27	401	75.0	1	0	46t	1/8	120.3	5	17	3.4	10	0	0	0	0.0	—	0
at Buf. (11/23)*	S	42	26	229	61.9	0	0	35	1/6	76.4	2	5	2.5	5	0	0	0	0.0	—	0
vs. N.E. (11/30)	S	48	29	278	60.4	4	1	26t	2/6	95.7	0	0	0.0	—	0	1	1	1.0	1	0
at Ten. (12/7)*	S	34	22	228	64.7	0	0	42	2/4	83.9	0	0	0.0	—	0	2	5	2.5	5	0
vs. Atl. (12/14)*	S	30	25	290	83.3	5	0	37t	1/9	146.5	2	5	2.5	5	0	3	5	1.7	9	0
vs. Den. (12/21)	S	23	12	146	52.2	0	0	63	2/10	72.0	3	5	1.7	9	0					
at Hou. (12/28)*	S	38	26	220	68.4	1	1	18	1/9	81.0										
Regular Season Totals	16/16	566	379	4,267	67.0	29	10	79t	18/107	99	28	26	0.9	10	0					
vs. Den. (1/4)- ^S	S	26	22	377	84.6	5	0	87t	0/0	158.3	1	0	0.0	0	0					
at K.C. (1/11)* ^T	S	30	22	304	73.3	3	0	38	1/12	138.8	1	-1	-1.0	-1	0					
at N.E. (1/18) ^F	S	47	23	237	48.9	1	4	32	4/29	35.5	2	4	2.0	3	0					
Postseason Totals	3/3	103	67	918	65.0	9	4	87t	5/41	106.4	4	3	0.8	3	0					

^SAFC Wild Card Game; ^TAFC Divisional Playoff Game; ^FAFC Championship Game

DID YOU KNOW?

The Broncos are 76-13 (.854) when holding the lead entering the fourth quarter during the last 10 seasons (since 2005). When leading entering the fourth quarter, Denver was 12-1 in 2005, 6-3 in 2006, 6-1 in 2007, 6-1 in 2008, 6-2 in 2009, 2-2 in 2010, 3-1 in 2011, 12-0 in 2012 and 12-1 in 2013 and 11-1 in 2014.

2004 INDIANAPOLIS (12-4)													PASSING					RUSHING				
Opponent	P/S	Att.	Comp.	Yds.	Pct.	TD	INT	LG	S/Yds.	Rtg.	Att.	Yds.	Avg.	LG	TD							
at N.E. (9/9)	S	29	16	256	55.2	2	1	64	1/12	93.5	2	18	9.0	19	0							
at Ten. (9/19)*	S	33	24	254	72.7	2	0	44	1/10	115.0	2	5	2.5	6	0							
vs. G.B. (9/26)*	S	40	28	393	70.0	5	0	36†	0/0	140.9	2	-2	-1.0	-1	0							
at Jac. (10/3)*	S	29	20	220	69.0	2	1	21	0/0	99.8	3	-3	-1.0	-1	0							
vs. Oak. (10/10)*	S	26	16	198	61.5	3	1	35†	1/10	107.5	2	0	0.0	1	0							
vs. Jac. (10/24)	S	39	27	368	69.2	3	0	39†	1/9	124.7	0	0	0.0	—	0							
at K.C. (10/31)	S	44	25	472	56.8	5	1	56	0/0	122.5	0	0	0.0	—	0							
vs. Min. (11/8)*	S	29	23	268	79.3	4	0	41	1/4	144.8	4	20	5.0	15	0							
vs. Hou. (11/14)*	S	27	18	320	66.7	5	2	80†	1/8	115.7	0	0	0.0	—	0							
at Chi. (11/21)*	S	28	17	211	60.7	4	1	35†	0/0	108.8	1	5	5.0	5	0							
at Det. (11/25)*	S	28	23	236	82.1	6	0	25†	0/0	141.4	1	4	4.0	4	0							
vs. Ten. (12/5)*	S	33	25	425	75.8	3	2	59	1/8	122.3	3	-3	-1.0	0	0							
at Hou. (12/12)*	S	33	26	298	78.8	2	0	34	2/17	124.5	2	-3	-1.5	-1	0							
vs. Bal. (12/19)*	S	33	20	249	60.6	1	0	31	0/0	94.1	2	-2	-1.0	-1	0							
vs. S.D. (12/26)*	S	44	27	383	61.4	2	1	35	4/23	95.2	1	-1	-1.0	-1	0							
at Den. (1/2)	S	2	1	6	50.0	0	0	6	0/0	56.3	0	0	0.0	—	0							
Regular Season Totals	16/16	497	336	4,557	67.6	49	10	80†	13/101	121.1	25	38	1.5	19	0							
vs. Den. (1/9)* ^S	S	33	27	458	81.8	4	1	49	1/4	145.7	1	1	1.0	1†	1							
at N.E. (1/16) [†]	S	42	27	238	64.3	0	1	18	1/8	69.3	1	7	7.0	7	0							
Postseason Totals	2/2	75	54	696	72.0	4	2	49	2/12	107.4	2	8	4.0	7	1							
AFC Wild Card Game; AFC Divisional Playoff Game																						

^SAFC Wild Card Game; [†]AFC Divisional Playoff Game

2005 INDIANAPOLIS (14-2)													PASSING					RUSHING				
Opponent	P/S	Att.	Comp.	Yds.	Pct.	TD	INT	LG	S/Yds.	Rtg.	Att.	Yds.	Avg.	LG	TD							
at Bal. (9/11)*	S	36	21	254	58.3	2	0	28†	0/0	98.6	3	-2	-0.7	0	0							
vs. Jac. (9/18)*	S	28	13	122	46.4	0	1	20	0/0	44.0	0	0	0.0	—	0							
vs. Cle. (9/25)*	S	23	19	228	82.6	0	1	51	0/0	89.9	3	-3	-1.0	-1	0							
at Ten. (10/2)*	S	27	20	264	74.1	4	0	25†	0/0	144.1	1	3	3.0	3	0							
at S.F. (10/9)*	S	31	23	255	74.2	1	2	21	1/10	82.1	0	0	0.0	—	0							
vs. Stl. (10/17)*	S	32	22	191	68.8	2	0	20	2/4	105.1	2	6	3.0	9	0							
at Hou. (10/23)*	S	27	21	237	77.8	2	1	31†	2/5	112.5	6	12	2.0	12	0							
at N.E. (11/7)*	S	37	28	321	75.7	3	1	48	0/0	117.1	3	24	8.0	12	0							
vs. Hou. (11/13)*	S	35	26	297	74.3	3	0	30†	1/4	127.9	3	4	1.3	5	0							
at Cin. (11/20)*	S	40	24	365	60.0	3	1	66†	1/6	104.7	4	-3	-0.8	0	0							
vs. Pit. (11/28)*	S	25	15	245	60.0	2	1	80†	2/6	102.9	0	0	0.0	—	0							
vs. Ten. (12/4)*	S	17	13	187	76.5	3	0	36	0/0	151.2	2	-1	-0.5	0	0							
at Jac. (12/11)*	S	36	24	324	66.7	2	0	65†	3/24	113.7	4	6	1.5	7	0							
vs. S.D. (12/18)	S	45	26	336	57.8	1	2	36	4/22	70.2	2	-1	-0.5	5	0							
at Sea. (12/24)	S	12	9	116	75.0	0	0	39	0/0	104.9	0	0	0.0	—	0							
vs. Ari. (1/1)*	S	2	1	5	50.0	0	0	5	1/0	56.3	0	0	0.0	—	0							
Regular Season Totals	16/16	453	305	3,747	67.3	28	10	80†	17/81	104.1	33	45	1.4	12	0							
vs. Pit. (1/15)†	S	38	22	290	57.9	1	0	50†	5/43	90.9	0	0	0.0	—	0							
Postseason Totals	1/1	38	22	290	57.9	1	0	50†	5/43	90.9	0	0	0.0	—	0							
AFC Divisional Playoff Game																						

[†]AFC Divisional Playoff Game

2006 INDIANAPOLIS (12-4)													PASSING					RUSHING				
Opponent	P/S	Att.	Comp.	Yds.	Pct.	TD	INT	LG	S/Yds.	Rtg.	Att.	Yds.	Avg.	LG	TD							
at NYG (9/10)*	S	41	25	276	61.0	1	1	34	1/4	78.9	0	0	0.0	—	0							
vs. Hou. (9/17)*	S	38	26	400	68.4	3	0	37	2/10	129.3	2	2	1.0	3	0							
vs. Jac. (9/24)*	S	31	14	219	45.2	1	0	38	2/10	79.9	3	0	0.0	2†	1							
at NYJ (10/1)*	S	30	21	217	70.0	1	0	41	2/25	101.7	1	1	1.0	1†	1							
vs. Ten. (10/8)*	S	31	20	166	64.5	2	1	23	0/0	86.2	1	8	8.0	8	0							
vs. Was. (10/22)*	S	35	25	342	71.4	4	0	51†	0/0	140.4	1	-1	-1.0	-1	0							
at Den. (10/29)*	S	39	32	345	82.1	3	0	28	0/0	129.2	1	-1	-1.0	-1	0							
at N.E. (11/5)*	S	36	20	326	55.6	2	1	44	3/25	93.1	3	-3	-1.0	-1	0							
vs. Buf. (11/12)*	S	39	27	236	69.2	1	0	23	0/0	93.5	2	-2	-1.0	-1	0							
at Dal. (11/19)	S	39	20	254	51.3	2	2	38	2/7	67.7	1	8	8.0	8	0							
vs. Phi. (11/26)*	S	20	14	183	70.0	1	1	38	0/0	94.4	2	-2	-1.0	-1	0							
at Ten. (12/3)	S	28	21	351	75.0	1	2	68†	0/0	98.8	1	5	5.0	5	0							
at Jac. (12/10)	S	50	25	313	50.0	0	1	42	1/5	61.5	1	1	1.0	1†	1							
vs. Cin. (12/18)*	S	36	29	282	80.6	4	0	22	1/0	136.3	2	10	5.0	12	0							
at Hou. (12/24)	S	27	21	205	77.8	3	0	37†	0/0	135.3	1	-1	-1.0	-1	0							
vs. Mia. (12/31)*	S	37	22	282	59.5	2	0	36	0/0	101.4	1	11	11.0	11†	1							
Regular Season Totals	16/16	557	362	4,397	65.0	31	9	68†	14/86	101.0	23	36	1.6	12	4							
vs. K.C. (1/6)*\$	S	38	30	268	78.9	1	3	42	1/5	71.9	2	-2	-1	-1	0							
at Bal. (1/13)*†	S	30	15	170	50.0	0	2	27	1/9	39.6	3	5	1.7	7	0							
vs. N.E. (1/21)*#	S	47	27	349	57.4	1	1	52	3/19	79.1	2	0	0.0	1†	1							
vs. Chi. (2/4)*\$	S	38	25	247	65.8	1	1	53†	1/8	81.8	1	0	0.0	0	0							
Postseason Totals	4/4	153	97	1,034	63.4	3	7	53†	6/41	70.5	8	3	0.4	7	1							
AFC Wild Card Game: †AFC Divisional Game: #AFC Championship Game: \$Super Bowl XLII																						

2007 INDIANAPOLIS (13-3)											PASSING					RUSHING				
Opponent	P/S	Att.	Comp.	Yds.	Pct.	TD	INT	LG	S/Yds.	Rtg.	Att.	Yds.	Avg.	LG	TD					
vs. N.O. (9/6)*	S	30	18	288	60.0	3	0	45†	0/0	125.4	0	0	0.0	—	0					
at Ten. (9/16)*	S	42	28	312	66.7	1	1	37	2/12	86.6	1	-2	-2.0	-2	0					
at Hou. (9/23)*	S	29	20	273	69.0	1	0	64	1/3	110.3	0	0	0.0	—	0					
vs. Den. (9/30)*	S	27	20	193	74.1	3	0	27	0/0	130.6	4	-3	-0.8	1†	1					
vs. T.B. (10/7)*	S	37	29	253	78.4	2	1	21	0/0	101.9	2	-2	-1.0	-1	0					
at Jac. (10/22)*	S	37	23	259	62.2	1	1	35†	2/16	80.8	2	0	0.0	1†	1					
at Car. (10/28)*	S	30	14	255	46.7	2	0	59†	0/0	98.6	0	0	0.0	—	0					
vs. N.E. (11/4)	S	27	16	225	59.3	1	1	73†	3/15	83.1	1	1	1.0	1†	1					
at S.D. (11/11)	S	56	34	328	60.0	2	6	39	2/17	49.4	0	0	0.0	—	0					
vs. K.C. (11/18)*	S	32	16	163	50.0	0	1	38	2/13	52.0	4	-3	-0.8	1	0					
at Atl. (11/22)*	S	32	22	272	68.8	3	1	35	4/25	113.0	0	0	0.0	—	0					
vs. Jac. (12/2)*	S	29	20	288	69.0	4	1	48†	1/9	126.1	3	2	0.7	4	0					
at Bal. (12/9)*	S	17	13	249	76.5	4	0	57†	0/0	157.5	0	0	0.0	—	0					
at Oak. (12/16)*	S	39	22	276	56.4	1	1	31	3/12	76.4	2	3	1.5	4	0					
vs. Hou. (12/23)*	S	35	28	311	80.0	3	0	42	1/2	132.3	1	-1	-1.0	-1	0					
vs. Ten. (12/30)	S	16	14	95	87.5	0	0	18	0/0	91.4	0	0	0.0	—	0					
Regular Season Totals	16/16	515	337	4,040	65.4	31	14	73†	21/124	98.0	20	-5	-0.3	4	3					
vs. S.D. (1/13)†	S	48	33	402	68.8	3	2	55†	0/0	97.7	1	-6	-6.0	-6	0					
Postseason Totals	1/1	48	33	402	68.8	3	2	55†	0/0	97.7	1	-6	-6.0	-6	0					
†AFC Divisional Playoff Game																				
2008 INDIANAPOLIS (12-4)											PASSING					RUSHING				
Opponent	P/S	Att.	Comp.	Yds.	Pct.	TD	INT	LG	S/Yds.	Rtg.	Att.	Yds.	Avg.	LG	TD					
vs. Chi. (9/7)	S	49	30	257	61.2	1	0	20	2/17	81.8	0	0	0.0	—	0					
at Min. (9/14)*	S	42	26	311	61.9	1	2	75	2/15	72.6	2	0	0.0	0	0					
vs. Jac. (9/21)	S	29	15	216	51.7	1	2	40	1/5	59.0	1	12	12.0	12	0					
at Hou. (10/5)*	S	34	25	247	73.5	2	1	36	2/12	101.0	4	8	2.0	11	0					
vs. Bal. (10/12)*	S	28	19	271	67.9	3	0	67†	2/13	134.7	2	-2	-1.0	-1	0					
at G.B. (10/19)	S	42	21	229	50.0	0	2	34	0/0	46.6	1	-1	-1.0	-1	0					
at Ten. (10/27)	S	41	26	223	63.4	2	2	26	0/0	73.5	1	1	1.0	1†	1					
vs. N.E. (11/2)*	S	29	21	254	72.4	2	0	26	0/0	121.9	0	0	0.0	—	0					
at Pitt. (11/9)*	S	40	21	240	52.5	3	0	65†	2/12	95.8	0	0	0.0	—	0					
vs. Hou. (11/16)*	S	46	30	320	65.2	2	0	28	0/0	99.9	2	1	0.5	2	0					
at S.D. (11/23)*	S	44	32	255	72.7	2	1	29	1/5	92.5	0	0	0.0	—	0					
at Cle. (11/30)*	S	21	15	125	71.4	0	2	17	0/0	46.8	3	-2	-0.7	0	0					
vs. Cin. (12/7)*	S	32	26	277	81.3	3	0	67	0/0	134.0	0	0	0.0	—	0					
vs. Det. (12/14)*	S	37	28	318	75.7	1	0	39	1/3	110.0	2	3	1.5	4	0					
at Jac. (12/18)*	S	34	29	364	85.3	3	0	41†	0/0	140.7	2	1	0.5	1	0					
vs. Ten. (12/28)*	S	7	7	95	100.0	1	0	55†	1/4	158.3	0	0	0.0	—	0					
Regular Season Totals	16/16	555	371	4,002	66.8	27	12	75	14/86	95.0	20	21	1.1	12	1					
at S.D. (1/3)§	S	42	25	310	59.5	1	0	72†	1/8	90.4	1	-1	-1.0	-1	0					
Postseason Totals	1/1	42	25	310	59.5	1	0	72†	1/8	90.4	1	-1	-1.0	-1	0					
§AFC Wild Card Game																				
2009 INDIANAPOLIS (14-2)											PASSING					RUSHING				
Opponent	P/S	Att.	Comp.	Yds.	Pct.	TD	INT	LG	S/Yds.	Rtg.	Att.	Yds.	Avg.	LG	TD					
vs. Jac. (9/13)*	S	38	28	301	73.7	1	1	39	1/7	94.3	3	-4	-1.3	-1	0					
at Mia. (9/21)*	S	23	14	303	60.9	2	0	80†	1/8	133.9	1	3	3.0	3	0					
at Ari. (9/27)*	S	35	24	379	68.6	4	1	72	0/0	130.5	2	-1	-0.5	0	0					
vs. Sea. (10/4)*	S	41	31	353	75.6	2	1	35	0/0	107.1	1	-1	-1.0	-1	0					
at Ten. (10/11)*	S	44	36	309	81.8	3	1	39†	0/0	109.2	0	0	0.0	—	0					
at Stl. (10/25)*	S	34	23	235	67.6	3	0	27†	0/0	116.7	1	-1	-1.0	-1	0					
vs. S.F. (11/1)*	S	48	31	347	64.6	0	0	40	3/20	86.0	0	0	0.0	—	0					
vs. Hou. (11/8)*	S	50	34	318	68.0	1	1	26	2/12	83.6	1	2	2.0	2	0					
vs. N.E. (11/15)*	S	44	28	327	63.6	4	2	29†	1/11	97.4	0	0	0.0	—	0					
at Bal. (11/22)*	S	31	22	299	71.0	1	2	66	0/0	85.3	1	-1	-1.0	-1	0					
at Hou. (11/29)*	S	35	27	244	77.1	3	2	31	2/16	100.2	1	-2	-2.0	-2	0					
vs. Ten. (12/6)*	S	37	24	270	64.9	1	0	36	0/0	95.6	2	-2	-1.0	-1	0					
vs. Den. (12/13)*	S	42	20	220	47.6	4	3	29	0/0	65.6	3	-3	-1.0	-1	0					
at Jac. (12/17)*	S	30	23	308	76.7	4	1	65†	0/0	134.4	3	-3	-1.0	-1	0					
vs. NYJ (12/27)	S	21	14	192	66.7	0	0	29	0/0	95.7	0	0	0.0	—	0					
at Buf. (1/3)	S	18	14	95	77.8	0	1	17	0/0	65.5	0	0	0.0	—	0					
Regular Season Totals	16/16	571	393	4,500	68.8	33	16	80†	10/74	99.9	19	-13	-0.7	3	0					
vs. Bal. (1/16)†	S	44	30	246	68.2	2	1	20	2/13	87.9	2	-2	-1	-1	0					
vs. NYJ (1/24)*‡	S	39	26	377	66.7	3	0	46	2/17	123.6	0	0	0.0	0	0					
vs. N.O. (2/7)§	S	45	31	333	68.9	1	1	40	0/0	88.5	0	0	0.0	—	0					
Postseason Totals	3/3	128	87	956	68.0	6	2	46	4/30	99.0	3	-2	-0.7	0	0					
†AFC Divisional Playoff Game ‡AFC Championship Game §Super Bowl XLIV																				

2010 INDIANAPOLIS (10-6)										PASSING					RUSHING				
Opponent	P/S	Att.	Comp.	Yds.	Pct.	TD	INT	LG	S/Yds.	Rtg.	Att.	Yds.	Avg.	LG	TD				
at Hou. (9/12)	S	57	40	433	70.2	3	0	73†	2/14	109.8	0	0	0.0	—	0				
vs. NYG (9/19)*	S	26	20	255	76.9	3	0	50†	1/5	145.5	3	-3	-1.0	-1	0				
at Den. (9/26)*	S	43	27	325	62.8	3	0	48	0/0	109.2	2	-1	-0.5	0	0				
at Jac. (10/3)	S	46	33	352	71.7	2	1	42	1/4	99.2	1	-1	-1.0	-1	0				
vs. K.C. (10/10)*	S	44	26	244	59.1	0	1	24	1/0	65.0	3	-3	-1.0	-1	0				
at Was. (10/17)*	S	38	25	307	65.8	2	0	57†	1/8	108.1	1	-1	-1.0	-1	0				
vs. Hou. (11/1)*	S	45	26	268	57.8	2	0	34	1/9	89.9	4	3	0.8	6	0				
at Phi. (11/7)	S	51	31	294	60.8	1	2	33	3/18	67.0	0	0	0.0	—	0				
vs. Cin. (11/14)*	S	36	20	185	55.6	0	0	20	2/5	69.8	0	0	0.0	—	0				
at N.E. (11/21)	S	52	38	396	73.1	4	3	28	0/0	96.3	0	0	0.0	—	0				
vs. S.D. (11/28)	S	48	31	285	64.6	2	4	30	1/6	59.8	0	0	0.0	—	0				
vs. Dal. (12/5)	S	48	36	365	75.0	2	4	40	0/0	75.4	1	-1	-1.0	-1	0				
at Ten. (12/9)*	S	35	25	319	71.4	2	0	50	1/7	118.6	0	0	0.0	—	0				
vs. Jac. (12/19)*	S	39	29	229	74.4	2	0	27†	1/8	105.6	0	0	0.0	—	0				
at Oak. (12/26)*	S	30	16	179	53.3	3	2	20	0/0	76.9	3	25	8.3	27	0				
vs. Ten. (1/2)*	S	41	27	264	65.9	2	0	30†	1/7	100.1	0	0	0.0	—	0				
Regular Season Totals	16/16	679	450	4,700	66.3	33	17	73†	16/91	91.9	18	18	1.0	27	0				
vs. NYJ (1/8) [§]	S	26	18	225	69.2	1	0	57†	1/6	108.7	0	0	0.0	—	0				
Postseason Totals	1/1	26	18	225	69.2	1	0	57†	1/6	108.7	0	0	0.0	—	0				
§AFC Wild Card Game																			
2011 INDIANAPOLIS (2-14)										PASSING					RUSHING				
Opponent	P/S	Att.	Comp.	Yds.	Pct.	TD	INT	LG	S/Yds.	Rtg.	Att.	Yds.	Avg.	LG	TD				
Games 1-16 INACTIVE																			
2012 DENVER (13-3)										PASSING					RUSHING				
Opponent	P/S	Att.	Comp.	Yds.	Pct.	TD	INT	LG	S/Yds.	Rtg.	Att.	Yds.	Avg.	LG	TD				
vs. Pit. (9/9)*	S	26	19	253	73.1	2	0	71†	2/13	129.2	4	3	0.8	7	0				
at Atl. (9/17)	S	37	24	241	64.9	1	3	18	3/23	58.5	1	-1	-1.0	-1	0				
vs. Hou. (9/23)	S	52	26	330	50.0	2	0	38†	3/14	83.0	0	0	0.0	—	0				
vs. Oak. (9/30)*	S	38	30	338	78.9	3	0	40	0/0	130.0	1	-1	-1.0	-1	0				
at N.E. (10/7)	S	44	31	337	70.5	3	0	43	2/13	115.4	2	9	4.5	10	0				
at S.D. (10/15)*	S	30	24	309	80.0	3	1	55	0/0	129.0	3	-3	-1.0	-1	0				
vs. N.O. (10/28)*	S	30	22	305	73.3	3	0	41	0/0	138.9	1	4	4.0	4	0				
at Cin. (11/4)*	S	35	27	291	77.1	3	2	45	0/0	105.8	2	-2	-1.0	-1	0				
at Car. (11/11)*	S	38	27	301	71.1	1	0	46	1/6	103.1	3	4	1.3	6	0				
vs. S.D. (11/18)*	S	42	25	270	62.5	3	1	31†	3/17	92.4	0	0	0.0	—	0				
at K.C. (11/25)*	S	37	22	285	59.5	2	1	31	2/12	90.5	1	1	1.0	1	0				
vs. T.B. (12/2)*	S	38	27	242	71.1	3	1	28	0/0	103.2	2	-5	-2.5	—	0				
at Oak. (12/6)*	S	36	26	310	72.2	1	1	29	3/22	95.8	3	-3	-1.0	-1	0				
at Bal. (12/16)*	S	28	17	204	60.7	1	0	51†	2/17	94.9	0	0	0.0	—	0				
vs. Cle. (12/23)*	S	43	30	339	69.8	3	1	36	0/0	106.6	0	0	0.0	—	0				
vs. K.C. (12/30)*	S	29	23	304	79.3	3	0	36	0/0	144.8	0	0	0.0	—	0				
Regular Season Totals	16/16	583	400	4,659	68.6	37	11	71†	21/137	105.8	23	6	0.3	10	0				
vs. Bal. (1/12) [†]	S	43	28	290	65.1	3	2	32	3/17	88.3	1	-1	-1.0	-1	0				
Postseason Totals	1/1	43	28	290	65.1	3	2	32	3/17	88.3	1	-1	-1.0	-1	0				
†AFC Divisional Playoff Game																			
2013 DENVER (13-3)										PASSING					RUSHING				
Opponent	P/S	Att.	Comp.	Yds.	Pct.	TD	INT	LG	S/Yds.	Rtg.	Att.	Yds.	Avg.	LG	TD				
vs. Bal. (9/5)*	S	42	27	462	64.3	7	0	78†	3/17	141.1	2	-2	-1.0	-1	0				
at NYG (9/15)*	S	43	30	307	69.8	2	0	36	0/0	105.5	3	-3	-1.0	-1	0				
vs. Oak. (9/23)*	S	37	32	374	86.3	3	0	61	1/2	135.8	3	-2	-0.7	0	0				
vs. Phi. (9/29)*	S	34	28	327	82.4	4	0	52	1/6	146.0	0	0	0.0	—	0				
at Dal. (10/6)*	S	42	33	414	75.8	4	1	57	0/0	129.6	4	-8	-2.0	1†	1				
vs. Jac. (10/13)*	S	42	28	295	66.7	2	1	42	0/0	92.9	5	-7	-1.4	0	0				
at Ind. (10/20)	S	49	29	386	59.2	3	1	49	4/21	96.1	1	-1	-1.0	-1	0				
vs. Was. (10/27)*	S	44	30	354	68.2	4	3	35†	2/15	94.3	4	-3	-0.8	0	0				
at S.D. (11/10)*	S	36	25	330	69.4	4	0	74†	2/17	135.2	2	-1	-0.5	0	0				
vs. K.C. (11/17)*	S	40	24	323	60.0	1	0	70	0/0	94.1	1	0	0.0	0	0				
at N.E. (11/24)	S	36	19	150	52.8	2	1	31	2/18	70.4	1	0	0.0	0	0				
at K.C. (12/1)*	S	35	22	403	62.9	5	2	77	0/0	118.2	3	-3	-1.0	-1	0				
vs. Ten. (12/8)*	S	59	39	397	66.1	4	0	38	0/0	107.8	3	-1	-0.3	0	0				
vs. S.D. (12/12)	S	41	27	289	65.9	2	1	22	1/12	92.4	0	0	0.0	—	0				
at Hou. (12/22)*	S	51	32	400	62.7	4	0	36†	1/3	113.2	0	0	0.0	—	0				
at Oak. (12/29)*	S	28	25	266	89.3	4	0	63†	1/9	145.8	0	0	0.0	—	0				
Regular Season Totals	16/16	659	450	5,477	68.3	55	10	78†	18/120	115.1	32	-31	-1.0	1†	1				
vs. S.D. (1/12)* [†]	S	36	25	230	69.4	2	1	21	0/0	93.5	1	-1	-1.0	-1	0				
vs. N.E. (1/19)* [‡]	S	43	32	400	74.4	2	0	37	0/0	118.4	1	-1	-1.0	-1	0				
vs. Sea. (1/19) [§]	S	49	34	280	69.4	1	2	23	1/1	73.5	1	0	0.0	0	0				
Postseason Totals	3/3	128	91	910	71.1	5	3	37	1/1	94.2	3	-2	-0.7	0	0				
†AFC Divisional Playoff Game; ‡AFC Championship Game; §Super Bowl XLVIII																			

2014 DENVER (12-4)													PASSING					RUSHING				
Opponent	P/S	Att.	Comp.	Yds.	Pct.	TD	INT	LG	S/Yds.	Rtg.	Att.	Yds.	Avg.	LG	TD	TD		Att.	Yds.	Avg.	LG	TD
vs. Ind. (9/7)*	S	36	22	269	61.1	3	0	40	1/10	111.9	4	-3	-0.8	0	0			1	-1	-1.0	-1	0
vs. K.C. (9/14)*	S	26	21	242	80.8	3	0	48	1/5	143.9	1	-1	-1.0	-1	0			1	-1	-1.0	-1	0
at Sea. (9/21)	S	49	31	303	63.3	2	1	42	1/7	85.7	1	-1	-1.0	-1	0			1	-1	-1.0	-1	0
vs. Ari. (10/5)*	S	47	31	579	66.0	4	2	86†	1/3	110.2	2	-2	-1.0	-1	0			2	-2	-1.0	-1	0
at NYJ (10/12)*	S	33	22	237	66.7	3	0	54	2/16	117.9	1	0	0.0	—	0			1	0	0.0	—	0
vs. S.F. (10/19)*	S	26	22	318	84.6	4	0	29	2/14	157.2	1	-1	-1.0	-1	0			1	-1	-1.0	-1	0
vs. S.D. (10/23)*	S	35	25	286	71.4	3	0	38	0/0	124.2	1	0	0.0	—	0			1	0	0.0	—	0
at N.E. (11/2)	S	57	34	438	59.6	2	2	41	1/9	80.9	2	3	1.5	4	0			2	3	1.5	4	0
at Oak. (11/9)*	S	44	31	340	70.5	5	2	51†	0/0	111.9	0	0	0.0	—	0			0	0	0.0	—	0
at STL (11/16)	S	54	34	389	63.0	1	2	42†	2/20	75.3	1	-1	-1.0	-1	0			1	-1	-1.0	-1	0
vs. Mia. (11/23)*	S	35	28	257	80.0	4	0	35	1/8	135.4	2	-2	-1.0	-1	0			2	-2	-1.0	-1	0
at K.C. (11/30)*	S	34	17	179	50.0	2	0	23†	1/5	85.3	2	-6	-3.0	-1	0			2	-6	-3.0	-1	0
vs. Buf. (12/7)*	S	20	14	173	70.0	0	2	38	0/0	56.9	2	-2	-1.0	-1	0			2	-2	-1.0	-1	0
at S.D. (12/14)*	S	20	14	233	70.0	1	0	36	1/7	125.6	3	-3	-1.0	-1	0			3	-3	-1.0	-1	0
at Cin. (12/22)	S	44	28	311	63.6	2	4	46	2/11	61.8	0	0	0.0	—	0			0	0	0.0	—	0
vs. Oak. (12/28)*	S	37	21	273	56.8	0	0	35	1/3	80.1	1	-5	-5.0	-5	0			1	-5	-5.0	-5	0
Regular Season Totals	16/16	597	395	4,727	66.2	39	15	86†	17/118	101.5	24	-24	-1.0	4	0			24	-24	-1.0	4	0
vs. Ind. (1/11)†	S	46	26	211	56.5	1	0	32	2/11	75.5	0	0	0.0	—	0			0	0	0.0	—	0
Postseason Totals	1/1	46	26	211	56.5	1	0	32	2/11	75.5	0	0	0.0	—	0			0	0	0.0	—	0

†AFC Divisional Playoff Game



CURTIS MARSH

38

CORNERBACK

6-1 • 197 • 4TH YR. • UTAH STATE

BORN: March 1, 1988, in West Hills, Los Angeles

HIGH SCHOOL: Royal High School, Simi Valley, Calif.

ACQUIRED: Free Agent, 2014

NFL YEAR: 4th • YEAR WITH BRONCOS: 1st

NFL GAMES PLAYED/STARTED: 26/0



MARSH AT A GLANCE:

- A fourth-year cornerback who played in 26 games in his first three NFL seasons with Philadelphia (2011-13) and Cincinnati (2013), totaling five tackles and nine special-teams stops.
- Named a second-team All-Western Athletic Conference selection following his senior season at Utah State University after posting 45 tackles (37 solo), two interceptions and 13 passes defended.
- Began his career with the Aggies as a running back, registering 487 yards and four touchdowns on 124 carries (3.9 avg.), before moving to cornerback his junior season.
- Signed by the Broncos to a future contract on Dec. 29, 2014.
- Selected by the Eagles in the third round (90th overall) of the 2011 NFL Draft.

CAREER TRANSACTIONS: Signed by Philadelphia as a draft choice 7/27/11; Waived by Philadelphia 9/5/13; Signed by Cincinnati 9/18/13; Waived by Cincinnati 10/1/13; Signed by Philadelphia 11/5/13; Waived by Philadelphia 8/30/14; Signed by Denver to a future contract 12/29/14.



2014: Marsh was not on an NFL roster after competing with Philadelphia in the preseason.

2013: Marsh split time between Philadelphia and Cincinnati, playing in two games apiece for each club... Competed in the preseason and made the Eagles' 53-man roster out of training camp before being waived on Sept. 5... Joined Cincinnati on Sept. 18 and made his Bengals debut vs. G.B. (9/19)... Waived by the Bengals on Oct. 1 before re-joining the Eagles on Nov. 5... Played in Games 10-11 for Philadelphia before being a gameday inactive the remainder of the season.

2012: Marsh appeared in a career-best 15 games for the Eagles, producing five tackles, one pass defended and seven special-teams stops... Made his first defensive tackle vs. Det. (10/14).

2011: Selected by Philadelphia in the third round (90th overall) of the 2011 NFL Draft, Marsh played in seven games his rookie season, totaling one pass defended and two special-teams stops... Made his NFL debut at NYG (11/20).

COLLEGE: Marsh played 52 games (22 starts) in four seasons at Utah State University, earning second-team All-Western Athletic Conference honors following his senior season in 2010... Began his career with the Aggies as a running back, registering 487 yards and four touchdowns on 124 carries (3.9 avg.), before moving to cornerback his junior season... Finished with 32 tackles (23 solo), one interception and five passes

defensed in his first year playing defense in 2009.

PERSONAL: Prepped at the Naval Academy Prep School in Newport, R.I. after high school... Named a first-team all-league and all-county selection his senior season... Led the county with 1,608 rushing yards and added 12 touchdowns... Contributed 55 tackles and two interceptions his senior year... His father, Curtis Marsh Sr., played wide receiver for Jacksonville (1995-96) and Pittsburgh (1997)... His brother, Cassius, is a defensive end for Seattle... Majored in business at Utah State... Curtis Marsh Jr. was born March 1, 1988, in West Hills, Los Angeles.

MARSH'S REGULAR SEASON RECORD

Year	Club	G	S	UT	A	TT	S-Yds.	I-Yds.	PD	FF	FR	TD-Int.	TD-FR	S	Pts.
2011	Philadelphia	7	0	0	0	0	0-0	0-0	1	0	0	0-0	0-0	0	0
2012	Philadelphia	15	0	5	0	5	0-0	0-0	1	0	0	0-0	0-0	0	0
2013	Phi./Cin.	4	0	0	0	0	0-0	0-0	0	0	0	0-0	0-0	0	0
CAREER TOTALS		26	0	0	0	0	0-0	0-0	2	0	0	0-0	0-0	0	0

ADDITIONAL STATISTICS: Special-teams tackles — 2011 (2), 2012 (7), TOTAL (9).

MARSH'S SINGLE-GAME HIGHS


(Postseason in parentheses)

Tackles — 1, five times, last at Tampa Bay, 12/9/12. (none) **Passes defended** — 1, twice, last at Tampa Bay, 12/9/12. (none)

MARSH'S CAREER GAME-BY-GAME

(Victories asterisked)

2011 PHILADELPHIA (8-8)											TACKLES				
Date	Opponent	P/S	UT	A	TT	S-Yds.	I-Yds.	PD	FF	FR					
Games 1-9											INACTIVE				
Nov 20	at N.Y. Giants*	P	0	0	0	0-0	0-0	0	0	0					
Nov 27	vs. New England	P	0	0	0	0-0	0-0	0	0	0					
Dec 1	at Seattle	P	0	0	0	0-0	0-0	0	0	0					
Dec 11	at Miami*	P	0	0	0	0-0	0-0	0	0	0					
Dec 18	vs. N.Y. Jets*	P	0	0	0	0-0	0-0	0	0	0					
Dec 24	at Dallas*	P	0	0	0	0-0	0-0	0	0	0					
Jan 1	vs. Washington*	P	0	0	0	0-0	0-0	1	0	0					
Regular Season Totals			7/0	0	0	0	0-0	0-0	1	0	0				
2012 PHILADELPHIA (4-12)											TACKLES				
Date	Opponent	P/S	UT	A	TT	S-Yds.	I-Yds.	PD	FF	FR					
Sept 9	at Cleveland*	P	0	0	0	0-0	0-0	0	0	0					
Sept 16	vs. Baltimore*										INACTIVE				
Sept 23	at Arizona	P	0	0	0	0-0	0-0	0	0	0					
Sept 30	vs. N.Y. Giants*	P	0	0	0	0-0	0-0	0	0	0					
Oct 7	at Pittsburgh	P	0	0	0	0-0	0-0	0	0	0					
Oct 14	vs. Detroit	P	1	0	1	0-0	0-0	0	0	0					
Oct 28	vs. Atlanta	P	0	0	0	0-0	0-0	0	0	0					
Nov 5	at New Orleans	P	1	0	1	0-0	0-0	0	0	0					
Nov 11	vs. Dallas	P	1	0	1	0-0	0-0	0	0	0					
Nov 18	at Washington	P	0	0	0	0-0	0-0	0	0	0					
Nov 26	vs. Carolina	P	0	0	0	0-0	0-0	0	0	0					
Dec 2	at Dallas	P	1	0	1	0-0	0-0	0	0	0					
Dec 9	at Tampa Bay*	P	1	0	1	0-0	0-0	1	0	0					
Dec 13	vs. Cincinnati	P	0	0	0	0-0	0-0	0	0	0					
Dec 23	vs. Washington	P	0	0	0	0-0	0-0	0	0	0					
Dec 30	at N.Y. Giants	P	0	0	0	0-0	0-0	0	0	0					
Regular Season Totals			15/0	5	0	5	0-0	0-0	1	0	0				
2013 PHI. (10-6) / CIN. (11-5)											TACKLES				
Date	Opponent	P/S	UT	A	TT	S-Yds.	I-Yds.	PD	FF	FR					
Sept 9	at Washington*										INACTIVE				
Sept 15	vs. San Diego										INACTIVE				
Sept 19	vs. Green Bay	P	0	0	0	0-0	0-0	0	0	0	WAIVED BY PHILADELPHIA ON SEPT. 5 / SIGNED BY CINCINNATI ON SEPT. 18				
Sept 29	at Cleveland*	P	0	0	0	0-0	0-0	0	0	0	WAIVED BY CINCINNATI ON OCT. 1 / SIGNED BY PHILADELPHIA ON NOV. 5				
Nov 10	at Green Bay*	P	0	0	0	0-0	0-0	0	0	0					
Nov 17	vs. Washington*	P	0	0	0	0-0	0-0	0	0	0					
Games 12-16											INACTIVE				
Regular Season Totals			4/0	0	0	0	0-0	0-0	0	0	0				



BRANDON MARSHALL

54

INSIDE LINEBACKER

6-1 • 238 • 4TH YR. • NEVADA

BORN: Sept. 10, 1989, in Las Vegas

HIGH SCHOOL: Cimarron-Memorial High School, Las Vegas

ACQUIRED: Free Agent, 2013

NFL YEAR: 4th • YEAR WITH BRONCOS: 3rd

NFL GAMES PLAYED/STARTED: 20/13 • POSTSEASON GP/GS: 4/1



MARSHALL AT A GLANCE:

- A fourth-year inside linebacker who played 20 career regular-season games (13 starts) and four playoff contests (1 start) during his first three NFL seasons with Jacksonville (2012) and Denver (2013-14).
- Led the Broncos with 110 tackles (88 solo) in 2014 with that total ranking second in the NFL among first-year defensive starters.
- Spent the majority of the 2013 season on the Broncos' practice squad before being elevated to the active roster and appearing in four games (1 reg. season, 3 postseason).
- Saw action in five games for the Jaguars as a rookie in 2012 and contributed three special-teams tackles for the club.
- Totaled 259 career tackles, including 40 stops for a loss, as a four-year starter at the University of Nevada.
- Joined the Broncos as a practice-squad signee on Sept. 2, 2013.
- Selected by Jacksonville in the fifth round (142nd overall) of the 2012 NFL Draft.

CAREER TRANSACTIONS: Signed by Jacksonville as a draft choice 6/5/12; Waived by Jacksonville 10/27/12; Signed by Jacksonville 10/30/12; Waived by Jacksonville 11/1/12; Signed by Jacksonville (practice squad) 11/5/12; Signed by Jacksonville (active roster) 12/18/12; Waived by Jacksonville 8/30/13; Signed by Denver (practice squad) 9/2/13; Signed by Denver (active roster) 12/24/13.



2014: Marshall played in 14 regular-season games (13 starts), totaling a team-high 110 tackles (88 solo), two sacks (17 yds.), one interception (0 yds.), nine passes defended, one forced fumble and two special-teams stops... Racked up the second-most defensive stops by an NFL player in his first year as a starter in 2014... Totaled a career-best 15 tackles (13 solo) at Stl. (11/16)... Led the team with nine solo tackles vs. Buf. (12/7) and swatted down a career-high three passes defended to become just the sixth player in the NFL in 2014 to post at least nine tackles and three passes defended in a single game... Notched his first career sack vs. K.C. (9/14)... Recorded his first career interception vs. Buf. (12/7)... Missed the final two games of the regular season with a foot injury before returning to start in Denver's AFC Divisional Playoff Game vs. Ind (1/11).

2013: Marshall spent the first 16 weeks of the 2013 season on Denver's practice squad after being waived by Jacksonville at the conclusion of training camp... Signed to the Broncos' active roster Dec. 24... Appeared in Denver's regular-season finale as well as all three playoff contests... Made his first career defensive tackle to go along with a special-teams stop at Oak. (12/29)... Contributed one special-teams tackle in Super Bowl XLVIII vs. Sea. (2/2).

2012: Selected by Jacksonville in the fifth round (142nd overall) of the 2012 NFL Draft, Marshall saw action in four of the team's first six games as a rookie before splitting time on the Jaguars' practice squad and active roster during the second half of the season... Posted three special-teams tackles.

COLLEGE: Marshall recorded 259 tackles (145 solo), 40 tackles for a loss, six sacks, three interceptions, seven fumble recoveries and three forced fumbles as a four-year starter at the University of Nevada... Made 102 tackles with 10 tackles for a loss as a senior to earn second-team All-Western Athletic Conference honors from Phil Steele Publications.

PERSONAL: Marshall played linebacker, running back and tight end at Cimarron-Memorial High School in Las Vegas, earning first-team All-Sunset Conference and second-team all-state as a senior... Finished his prep career with 68 tackles, 13 sacks, 57 quarterback pressures, four fumble recoveries and 10 offensive

MARSHALL EMERGES AS A KEY CONTRIBUTOR

MOST TACKLES BY A FIRST-YEAR STARTER, NFL, 2014

Player	No.
1. C.J. Mosley, Bal.	129
2. Brandon Marshall, Den.	110
3. Preston Brown, Buf.	108
Jelani Jenkins, Mia.	108
Keenan Robinson, Was.	108

touchdowns... Partnered with the Rose Andom Center in December 2014 to host a clothing drive benefiting survivors of domestic violence... Participated in the teams' Hometown Huddle event in 2014, the Broncos' annual Play 60 event for the 16 branches of Boys & Girls Clubs of Metro Denver... Brandon Markieth Marshall was born on Sept 10, 1989, in Las Vegas.

MARSHALL'S REGULAR SEASON RECORD

Year	Club	G	S	UT	A	TT	S-Yds.	I-Yds.	PD	FF	FR	TD-Int.	TD-FR	S	Pts.
2012	Jacksonville	5	0	0	0	0	0-0	0-0	0	0	0	0	0	0	0
2013	Denver	1	0	1	0	1	0-0	0-0	0	0	0	0	0	0	0
2014	Denver	14	13	88	22	110	2-17	1-0	9	1	0	0	0	0	0
CAREER TOTALS		20	13	89	22	111	2-17	1-0	9	1	0	0	0	0	0
BRONCOS TOTALS		15	13	89	22	111	2-17	1-0	9	1	0	0	0	0	0

ADDITIONAL STATISTICS: Special-teams tackles — 2012 (3), 2013 (1), 2014 (2), TOTAL (6).

MARSHALL'S POSTSEASON RECORD

Year	Club	G	S	UT	A	TT	S-Yds.	I-Yds.	PD	FF	FR	TD-Int.	TD-FR	S	Pts.
2013	Denver	3	0	0	0	0	0-0	0-0	0	0	0	0	0	0	0
2014	Denver	1	1	4	2	6	0-0	0-0	0	0	0	0	0	0	0
CAREER TOTALS		4	1	4	2	6	0-0	0-0	0	0	0	0	0	0	0

ADDITIONAL STATISTICS: Special-teams tackles — 2013 (1), TOTAL (1).

MARSHALL'S SINGLE GAME HIGHS

(Postseason in parentheses)

Tackles — 15, at St. Louis, 11/16/14 (6 vs. Indianapolis, 1/11/15). **Sacks** — 1, twice, last at Kansas City, 11/30/14 (none). **Sack yards** — 12 at Kansas City, 11/30/14 (none). **Interceptions** — 1 vs. Buffalo, 12/7/14 (none). **Passes defended** — 3 vs. Buffalo, 12/7/14 (none). **Forced fumbles** — 1 vs. Kansas City, 9/14/14 (none). **Special-teams tackles** — 1, six times, last at N.Y. Jets, 10/12/14 (1 vs. Seattle, 2/2/14).

BRANDON MARSHALL'S GAME-BY-GAME

(Victories asterisked)

2012 JACKSONVILLE (2-14)			TACKLES							
Date	Opponent	P/S	UT	A	TT	S-Yds.	I-Yds.	PD	FF	FR
Sep 9	at Minnesota	P	0	0	0	0-0	0-0	0	0	0
Sep 16	vs. Houston	P	0	0	0	0-0	0-0	0	0	0
Sep 23	at Indianapolis*	P	0	0	0	0-0	0-0	0	0	0
Sep 30	vs. Cincinnati			INACTIVE						
Oct 7	vs. Chicago	P	0	0	0	0-0	0-0	0	0	0
Oct 21	at Oakland			INACTIVE						
GAMES 9-14: WAIVED BY JACKSONVILLE ON NOV. 1 / SIGNED TO JACKSONVILLE'S PRACTICE SQUAD ON NOV. 5										
Dec 23	vs. New England			PRACTICE SQUAD						
Dec 30	at Tennessee	P	0	0	0	0-0	0-0	0	0	0
Regular Season Totals		5/0	0	0	0	0-0	0-0	0	0	0
2013 DENVER (13-3)			TACKLES							
Date	Opponent	P/S	UT	A	TT	S-Yds.	I-Yds.	PD	FF	FR
GAMES 1-15: PRACTICE SQUAD										
Dec 29	at Oakland*	P	1	0	1	0-0	0-0	0	0	0
Regular Season Totals		1/0	1	0	1	0-0	0-0	0	0	0
Jan 12	vs. San Diego*†	P	0	0	0	0-0	0-0	0	0	0
Jan 19	vs. New England*‡	P	0	0	0	0-0	0-0	0	0	0
Feb 2	vs. Seattle§	P	0	0	0	0-0	0-0	0	0	0
Postseason Totals		3/0	0	0	0	0-0	0-0	0	0	0
†AFC Divisional Playoff Game; ‡AFC Championship Game; §Super Bowl XLVIII										
2014 DENVER (12-4)			TACKLES							
Date	Opponent	P/S	UT	A	TT	S-Yds.	I-Yds.	PD	FF	FR
Sep 7	Indianapolis*	S	7	2	9	0-0	0-0	1	0	0
Sep 14	vs. Kansas City*	S	6	2	8	1-5	0-0	1	1	0
Sep 21	at Seattle	S	5	7	12	0-0	0-0	0	0	0
Oct 5	vs. Arizona*	S	2	0	2	0-0	0-0	1	0	0
Oct 12	at N.Y. Jets*	P	5	1	6	0-0	0-0	0	0	0
Oct 19	vs. San Francisco*	S	8	0	8	0-0	0-0	1	0	0
Oct 23	vs. San Diego*	S	8	2	10	0-0	0-0	1	0	0
Nov 2	at New England	S	4	1	5	0-0	0-0	0	0	0
Nov 9	at Oakland*	S	11	2	13	0-0	0-0	1	0	0
Nov 16	at St. Louis	S	13	2	15	0-0	0-0	0	0	0
Nov 23	vs. Miami*	S	2	1	3	0-0	0-0	0	0	0
Nov 30	at Kansas City*	S	5	1	6	1-12	0-0	0	0	0
Dec 7	vs. Buffalo*	S	9	0	9	0-0	1-0	3	0	0
Dec 14	at San Diego*	S	3	1	4	0-0	0-0	0	0	0
Dec 22	at Cincinnati			INACTIVE						
Dec 28	vs. Oakland*			INACTIVE						
Regular Season Totals		14/13	88	22	110	2-17	1-0	9	1	0
Jan 11	vs. Indianapolis†	S	4	2	6	0-0	0-0	0	0	0
Postseason Totals		1/1	4	2	6	0-0	0-0	0	0	0
†AFC Divisional Playoff Game										



LERENTEE McCRAY

55

OUTSIDE LINEBACKER

6-3 • 249 • 3RD Yr. • FLORIDA

BORN: Aug. 26, 1990, in Ocala, Fla.

HIGH SCHOOL: Dunnellon High School, Ocala, Fla.

ACQUIRED: College Free Agent, 2013

NFL YEAR: 3rd • YEAR WITH BRONCOS: 3rd

NFL GAMES PLAYED/STARTED: 13/0 • POSTSEASON GP/GS: 1/0



MCCRAY AT A GLANCE:

- A third-year outside linebacker who saw action in 13 regular-season games for the Broncos in 2014 after spending his rookie season on injured reserve (ankle).
- Recorded six tackles (4 solo), one sack (11 yds.), one pass defended and one forced fumble in his first season of game action for Denver in 2014.
- Saw action in 42 games (17 starts) for the University of Florida and tallied 65 tackles (40 solo), 4.5 sacks (25 yds.), one interception (25 yds.), five passes defended, three forced fumbles and one fumble recovery.
- Opened all 12 games as a senior for the Gators and collected 25 tackles, three sacks, one interception and one forced fumble.
- Entered the NFL with Denver as a college free agent on April 30, 2013.

CAREER TRANSACTIONS: Signed by Denver as a college free agent 4/30/13.



2014: McCray played 13 games, totaling six tackles (4 solo), one sack (11 yds.), one pass defended and one forced fumble... Made his Broncos debut in the season opener vs. Ind. (9/7) and recorded his first career tackle... Missed Games 3-5 with a knee injury... Notched his first career pass defended vs. Buf. (12/7)... Recorded his first career sack (11 yds.) in the fourth quarter vs. Oak. (12/28) and forced a fumble that Tony Carter returned 20 yards for a touchdown... Saw his first postseason action in Denver's AFC Divisional Playoff Game vs. Ind. (1/11) and totaled two tackles (1 solo).

2013: McCray, who entered the NFL with the Broncos as a college free agent, spent his rookie year on injured reserve after hurting his ankle in Denver's preseason finale.

COLLEGE: McCray appeared in 42 games (17 starts) for the University of Florida and totaled 65 tackles (40 solo), 4.5 sacks (25 yds.), one interception (25 yds.), five passes defended, three forced fumbles and one fumble recovery... Started all 12 games as a senior for the Gators and tallied 25 tackles, three sacks, one interception and one forced fumble.

PERSONAL: Starred as a two-way player for Dunnellon High School in Ocala, Fla., where he collected 118 tackles and nine sacks on defense to go along with 500 rushing yards 11 touchdowns on offense as a senior to earn first-team Class 3A all-state honors... Lerentee McCray was born on Aug. 26, 1990.

MCCRAY'S REGULAR SEASON RECORD

Year	Club	G	S	UT	A	TT	S-Yds.	I-Yds.	PD	FF	FR	TD-Int.	TD-FR	S	Pts.
2013	Denver						INJURED RESERVE								
2014	Denver	13	0	4	2	6	1-11	0-0	1	1	0	0	0	0	0
CAREER TOTALS		13	0	4	2	6	1-11	0-0	1	1	0	0	0	0	0

MCCRAY'S POSTSEASON RECORD

Year	Club	G	S	UT	A	TT	S-Yds.	I-Yds.	PD	FF	FR	TD-Int.	TD-FR	S	Pts.
2014	Denver	1	0	1	1	2	0-0	0-0	0	0	0	0	0	0	0
CAREER TOTALS		1	0	1	1	2	0-0	0-0	0	0	0	0	0	0	0

Did You Know?


The Broncos scored four touchdowns of at least 40 yards (two pass plays, one rushing play and one punt return) during their *Monday Night Football* win against Tennessee on Nov. 19, 2007, marking the first time in club history that feat was accomplished. Denver also became the first NFL team in four seasons to score four 40+yard touchdowns in the same game with its performance against the Titans.

LERENTEE MCCRAY'S CAREER GAME-BY-GAME

(Victories asterisked)

2014 DENVER (12-4)		TACKLES								
Date	Opponent	P/S	UT	A	TT	S-Yds.	I-Yds.	PD	FF	FR
Sep 7	Indianapolis*	P	1	0	1	0-0	0-0	0	0	0
Sep 14	vs. Kansas City*	P	0		0	0-0	0-0	0	0	0
Sep 21	at Seattle									
Oct 5	vs. Arizona*									
Oct 12	at N.Y. Jets*									
Oct 19	vs. San Francisco*	P	1	1	2	0-0	0-0	0	0	0
Oct 23	vs. San Diego*	P	0	0	0	0-0	0-0	0	0	0
Nov 2	at New England	P	0	0	0	0-0	0-0	0	0	0
Nov 9	at Oakland*	P	0	0	0	0-0	0-0	0	0	0
Nov 16	at St. Louis	P	0	0	0	0-0	0-0	0	0	0
Nov 23	vs. Miami	P	0	0	0	0-0	0-0	0	0	0
Nov 30	at Kansas City*	P	0	0	0	0-0	0-0	0	0	0
Dec 7	vs. Buffalo*	P	0	0	0	0-0	0-0	1	0	0
Dec 14	at San Diego*	P	0	0	0	0-0	0-0	0	0	0
Dec 22	at Cincinnati	P	1	0	1	0-0	0-0	0	0	0
Dec 28	vs. Oakland*	P	1	1	2	1-11	0-0	0	1	0
Regular Season Totals		13/0	4	2	6	1-11	0-0	1	1	0
Jan 11	vs. Indianapolis†	P	1	1	2	0-0	0-0	0	0	0
Postseason Totals		1/0	1	1	2	0-0	0-0	0	0	0
†AFC Divisional Playoff Game										

†AFC Divisional Playoff Game



BRANDON McMANUS

8

KICKER



6-3 • 201 • 2ND YR. • TEMPLE

BORN: July 25, 1991, in Philadelphia

HIGH SCHOOL: North Penn High School, Lansdale, Pa.

ACQUIRED: Free Agent, 2014

NFL YEAR: 2nd • YEAR WITH BRONCOS: 2nd

NFL GAMES PLAYED/STARTED: 15/0 • POSTSEASON GP/GS: 1/0

McMANUS AT A GLANCE:

- A second-year kicker who saw action in 15 regular-season games for Denver in 2014 and connected on 9-of-13 field goals (69.2%) in addition to ranking fourth in the NFL in touchback percentage (70.3 / 64-of-91).
- Competed in the preseason with Indianapolis as a rookie in 2013 and with the N.Y. Giants in 2014 before being acquired by Denver in a trade.
- Received the 2012 College Football Performance Awards Specialist Trophy as the nation's best overall kicker following his senior year at Temple University.
- Holds Temple career records for points scored (338), field goals made (60) and punting average (45.4).
- Joined the Broncos on Aug. 26, 2014, in a trade with the N.Y. Giants in exchange for a seventh-round draft choice.

CAREER TRANSACTIONS: Signed by Indianapolis as a college free agent 4/30/13; Waived by Indianapolis 8/26/13; Signed to a future contract by N.Y. Giants on 1/2/14; Traded to Denver 8/26/14; Waived by Denver 11/25/14; Signed by Denver (practice squad) 12/4/14; Signed by Denver (active roster) 12/6/14.



2014: McManus, who spent the preseason with the N.Y. Giants before being traded to Denver on Aug. 26, appeared in 15 regular-season games and one playoff contests for the Broncos... Connected on 9-of-13 (.692) field goals and converted all 41 PATs in addition to ranking fourth in the NFL in touchback percentage (70.3 / 64-of-91)... Waived on Nov. 25 before being signed back to the active roster on Dec. 6 to handle kickoff duties for the remainder of the season.

2013: McManus, who entered the NFL with Indianapolis as a college free agent, competed with the Colts during the preseason before being waived on Aug. 26.

COLLEGE: McManus holds Temple University career records for points scored (338), field goals made (60) and attempted (83) and punting average (45.4)... Named the recipient of the 2012 College Football Performance Awards Specialist Trophy as the nation's best overall kicker after converting 14-of-17 field goals and 32-of-33 extra point tries for 74 points... Punted 54 times for 2,433 yards (45.1 avg.), including 15 kicks of 50-plus

yards as a senior... Earned All-Big East first-team honors as a punter and was a second-team choice as a kicker.

PERSONAL: McManus was a four-year letterwinner as a kicker and punter at North Penn High School in Lansdale, Pa... Selected to play in the 2009 Big 33 All-Star Game... Named a first-team All-Suburban One Conference selection and a first-team *Times-Herald* All-Area pick as a senior... Scored 229 career points and helped his team win district championships in 2005 and 2008 and conference titles in 2006 and 2008... Majored in biology/pre-med at Temple... Brandon Tyler McManus was born on July 25, 1991, in Philadelphia.

MCMANUS' REGULAR SEASON RECORD

		FIELD GOALS								PATs			
Year	Club	G	1-19	20-29	30-39	40-49	50-59	60+	TOTAL	Pct.	Md./Att.	Pct.	Pts.
2014	Denver	15	0/0	5/5	2/3	2/3	0/2	0/0	9/13	.692	41/41	1.000	68
CAREER TOTALS		15	0/0	5/5	2/3	2/3	0/2	0/0	9/13	.692	41/41	1.000	68

ADDITIONAL STATISTICS: Kickoffs — 2014 (91 for 5,981 yards, 65.7 avg., 64 TBs), TOTAL (91 for 5,981 yards, 65.7 avg., 64 TBs).

MCMANUS' POSTSEASON RECORD

		FIELD GOALS								PATs			
Year	Club	G	1-19	20-29	30-39	40-49	50-59	60+	TOTAL	Pct.	Md./Att.	Pct.	Pts.
2014	Denver	1	0/0	0/0	0/0	0/0	0/0	0/0	0/0	.000	0/0	0.0	0
CAREER TOTALS		1	0/0	0/0	0/0	0/0	0/0	0/0	0/0	.000	0/0	0.0	0

ADDITIONAL STATISTICS: Kickoffs — 2014 (4 for 235 yards, 58.8 avg., 2 TBs), TOTAL (4 for 235 yards, 58.8 avg., 2 TBs).

BRANDON MCMANUS' CAREER GAME-BY-GAME

(Victories asterisked)

2014 DENVER (12-4)			FIELD GOALS								PATs			
Date	Opponent	P/S	10-19	20-29	30-39	40-49	50-59	60+	TOTAL	Pct.	Md./Att.	Pct.	Pts.	
Sep 7	vs. Indianapolis*	P	0/0	1/1	0/0	0/0	0/0	0/0	1/1	1.000	4/4	1.000	7	
Sep 14	vs. Kansas City*	P	0/0	1/1	0/0	0/0	0/0	0/0	1/1	1.000	3/3	1.000	6	
Sep 21	at Seattle	P	0/0	1/1	0/0	0/0	0/0	0/0	1/1	1.000	2/2	1.000	5	
Oct 5	vs. Arizona*	P	0/0	0/0	0/0	2/2	0/1	0/0	2/3	.667	5/5	1.000	11	
Oct 12	at N.Y. Jets*	P	0/0	0/0	1/1	0/0	0/0	0/0	1/1	1.000	4/4	1.000	7	
Oct 19	vs. San Francisco*	P	0/0	0/0	0/0	0/0	0/0	0/0	0/0	.000	6/6	1.000	6	
Oct 23	vs. San Diego*	P	0/0	0/0	0/0	0/0	0/1	0/0	0/1	.000	5/5	1.000	5	
Nov 2	at New England	P	0/0	0/0	0/0	0/1	0/0	0/0	0/1	.000	3/3	1.000	3	
Nov 9	at Oakland*	P	0/0	2/2	0/0	0/0	0/0	0/0	2/2	1.000	5/5	1.000	11	
Nov 16	at St. Louis	P	0/0	0/0	0/0	0/0	0/0	0/0	0/0	.000	1/1	1.000	1	
Nov 23	vs. Miami*	P	0/0	0/0	0/0	1/2	0/0	0/0	1/2	.500	4/4	1.000	7	
Game 12	NOT WITH TEAM													
Dec 7	vs. Buffalo*	P	0/0	0/0	0/0	0/0	0/0	0/0	0/0	.000	0/0	.000	0	
Dec 14	at San Diego*	P	0/0	0/0	0/0	0/0	0/0	0/0	0/0	.000	0/0	.000	0	
Dec 22	at Cincinnati	P	0/0	0/0	0/0	0/0	0/0	0/0	0/0	.000	0/0	.000	0	
Dec 28	vs. Oakland*	P	0/0	0/0	0/0	0/0	0/0	0/0	0/0	.000	0/0	.000	0	
Regular Season Totals		15/0	0/0	3/3	2/3	2/3	0/2	0/0	9/13	.692	41/41	1.000	68	
Jan 11	vs. Indianapolis†	P	0/0	0/0	0/0	0/0	0/0	0/0	0/0	.000	0/0	.000	0	
Postseason Totals		1/0	0/0	0/0	0/0	0/0	0/0	0/0	0/0	.000	0/0	.000	0	

†AFC Divisional Playoff Game



VON MILLER

58

OUTSIDE LINEBACKER

6-3 • 250 • 5TH YR. • TEXAS A&M

BORN: March 26, 1989, in DeSoto, Texas

HIGH SCHOOL: DeSoto (Texas) High School

ACQUIRED: Draft #1 (2nd overall), 2011

NFL YEAR: 5th • **YEAR WITH BRONCOS:** 5th

NFL GAMES PLAYED/STARTED: 56/56 • **POSTSEASON GP/GS:** 4/4



MILLER AT A GLANCE:

- A fifth-year linebacker and three-time Pro Bowl selection whose 49 career sacks represent the sixth most in the NFL (since 1982) by a player through his first four seasons.
- Ranks third in NFL history (since 1982) in sacks per game (0.88) among players appearing in at least 40 contests.
- Enters the 2015 season with the ninth-most sacks (49) while tying for the third-most seasons (3) with double-digit sack totals in Broncos history.
- Earned his third career Pro Bowl selection in 2014 to become one of six players in Broncos

58's TROPHY CASE

Pro Bowls (3) 2011-12, '14
All-Pro (First Team) 2012
All-Pro (Second Team) 2011
NFL Defensive Rookie of the Year 2011

history to make at least three Pro Bowls during his first four years in the league.

- Named AFC Defensive Player of the Month for October 2014 after leading all NFL players in sacks (7) and tackles for a loss (10).
- Voted as runner-up for the NFL Defensive Player of the Year in 2012, setting a Broncos single-season record with 18.5 sacks and finishing the year also ranked in the NFL's Top 5 in quarterback knockdowns (27), quarterback hurries (12), tackles for a loss (28), run stuffs (13) and forced fumbles (6).
- Joined current teammate DeMarcus Ware (Dal., 2008) in 2012 as the only two players since at least 1994 with 15 sacks, 25 tackles for a loss and five forced fumbles in a single season.
- Won AFC Defensive Player of the Month honors after leading the conference with eight sacks and 10 tackles for a loss in November 2012.
- Received All-Pro recognition from the Associated Press following each of his first two seasons, including first-team designation in 2012 and second-team honors as a rookie in 2011.
- Named NFL Defensive Rookie of the Year and a Pro Bowl starter in 2011 after tying the franchise rookie sack record (11.5).
- Finished fifth on the Broncos with 64 tackles (50 solo) as a rookie in addition to leading the club with 19 tackles for a loss and 24 quarterback hits in 15 starts.
- Became just the second player in Broncos history (K David Treadwell, 1989) to be selected to the Pro Bowl as a rookie.
- Posted 27.5 sacks in 26 starts over his last two seasons at Texas A&M University and won the Butkus Award (nation's best linebacker) in addition to being named a consensus All-American as a senior in 2010.
- Finished his collegiate career with 33 sacks (fourth in school history) and 50.5 tackles for a loss in 47 games played (30 starts).
- Selected by the Broncos in the first round (2nd overall) of the 2011 NFL Draft.

CAREER TRANSACTIONS: Signed by Denver as a draft choice 7/29/11.



2014: Miller started all 16 regular-season games for the second time in his career and earned his third Pro Bowl nod after totaling 59 tackles (42 solo), 14 sacks (82.5 yds.), two passes defended and one fumble recovery... Became the fifth Broncos linebacker to be selected to at least three Pro Bowls and just the sixth player in team history to make at least three Pro Bowls in his first four years in the league... Led the Broncos with 16 tackles for a loss and 28 quarterback hits... Moved into fourth place on the club's single-season sack chart with his 14 sacks... Recorded his 12th career multiple-sack game vs. S.F. (10/19)... Posted six consecutive games with a sack (Games 2-7), to tie for the longest such streak of his career... Named AFC Defensive Player of the Month for October after leading all NFL players in sacks (7) and tackles for a loss (10) for the month... Recorded his 13th multiple-sack game (2-11) at K.C. (11/30)... Posted a team-high six tackles (5 solo), including two tackles for a loss, in Denver's AFC Divisional Playoff Game vs. Ind. (1/11).

2013: Miller started all nine games he appeared in after serving a six-game suspension to begin the season and ending the year on injured reserve... Made his 2013 debut with two tackles, including one for a loss and two quarterback hits at Ind. (10/20)... Sacked Robert Griffin III and forced a fumble that was recovered by Derek Wolfe vs. Was. (10/27)... Recovered his first career fumble and returned it 60 yards for a touchdown at N.E. (11/24) to mark seventh-longest such play in team history... Tore his ACL at Hou. (12/22) and was placed on injured reserve on Dec. 24.

2012: Miller started every game for the Broncos in his second NFL season and finished as the runner-up for NFL Defensive Player of the Year after ranking in the league's Top 5 in sacks (18.5), quarterback knockdowns (27), quarterback hurries (12), tackles for a loss (28), run stuffs (13) and forced fumbles (6)... Ranked fourth on the team with 68 tackles (55 solo) and added an interception return for a touchdown while receiving first-team All-Pro recognition and being selected to his second consecutive Pro Bowl as a starter... Set the franchise single-season record with 18.5 sacks to rank third in the NFL and joined DeMarcus Ware (Dal., 2008) as one of two players since at least 1994 with 15 sacks, 25 tackles for a loss and five forced fumbles in a single season... Named AFC Defensive Player of the Month for November after totaling 20 tackles (18 solo), eight sacks (54 yds.), 10 tackles for a loss and three forced fumbles in four games... Recorded a pair of sacks, while adding eight tackles (7 solo), one pass breakup, one forced fumble and five tackles for a loss at N.E. (10/7)... Set a career high with three sacks (18 yds.) at Cin. (11/4)... Earned Peter King's (*Sports Illustrated*) Defensive Player of the Week award after making six tackles—all of which came for a loss or no gain—in addition to one sack, one forced fumble and a quarterback hit on quarterback Cam Newton that resulted in an interception returned for a touchdown at Car. (11/11)... Became the first Bronco since at least 1982 to record three sacks and two forced fumbles in a single game vs. S.D. (11/18), earning Peter King's Defensive Player of the Week award for the second consecutive week... Intercepted his first career pass and returned it 26 yards for a touchdown vs. T.B. (12/2)... Extended his sack streak to a career-best six games, strip-sacking quarterback Carson Palmer for his fifth forced fumble in a five-week span at Oak. (12/6)... Became the Broncos'

single-season sack record holder with 1.5 sacks vs. Cle. (12/23)... Sacked quarterback Brady Quinn to extend his single-season record to 18.5 vs. K.C. (12/30)... Led the team with nine tackles and a half sack in Denver's AFC Divisional Playoff Game vs. Bal. (1/12).

2011: Selected by Denver in the first round (2nd overall) of the 2011 NFL Draft, Miller started all 15 games played and tied the franchise rookie record with 11.5 sacks en route to being named the Associated Press NFL Defensive Rookie of the Year... Elected as a starter for the Pro Bowl to become just the second Bronco to play in the league's annual All-Star game as a rookie in addition to garnering second-team All-Pro honors from the Associated Press... Finished fifth on the club with 64 tackles (50 solo) and added a team-best 19 tackles for a loss and 24 quarterback hits to go along with four passes defended and two forced fumbles... Named the Denver Athletic Club's Colorado Athlete of the Year... Missed Week 13 with a thumb injury and was forced to play the season's final six games, including the playoffs, with a cast on his hand... Produced two separate five-game stretches with at least a half sack.

COLLEGE: Miller played 47 games (30 starts) at Texas A&M University and finished his career with 182 tackles (104 solo), 33 sacks (fourth in school history), 50.5 tackles for a loss, 10 forced fumbles and four fumble recoveries... Posted 27.5 sacks in 26 starts over his last two seasons and won the Butkus Award (nation's best linebacker) in addition to being named a consensus All-American as a senior in 2010... Tabbed as a unanimous All-Big 12 Conference performer after leading the nation with 17 sacks (115 yds.) as a junior in 2009 playing a hybrid "jack" position... Named to *The Sporting News'* Freshman All-Big 12 Team in 2007 after seeing action in nine games as a true freshman for the Aggies.

PERSONAL: Miller attended DeSoto (Texas) High School, where he was named the District 8-5A Defensive MVP as a senior after totaling 76 tackles and six sacks... Majored in university studies with a concentration in agriculture and life sciences at Texas A&M... Started Von's Vision, a foundation dedicated to providing eye care, glasses and contact lenses to underprivileged youth... Visited the Middle East as part of an NFL USO Tour in March 2013... Von Miller was born on March 26, 1989, in DeSoto, Texas.

MILLER'S REGULAR SEASON RECORD

Year	Club	G	S	UT	A	TT	S-Yds.	I-Yds.	PD	FF	FR	TD-Int.	TD-FR	S	Pts.
2011	Denver	15	15	50	14	64	11.5-77	0-0	4	2	0	0	0	0	0
2012	Denver	16	16	55	13	68	18.5-129.5	1-26	2	6	0	1	0	0	6
2013	Denver	9	9	27	7	34	5-29	0-0	1	3	1	0	1	0	6
2014	Denver	16	16	42	17	59	14-82.5	0-0	2	1	1	0	0	0	0
CAREER TOTALS		56	56	174	51	225	49-318	1-26	9	12	2	1	1	0	12

MILLER'S POSTSEASON RECORD

Year	Club	G	S	UT	A	TT	S-Yds.	I-Yds.	PD	FF	FR	TD-Int.	TD-FR	S	Pts.
2011	Denver	2	2	3	0	3	1-4	0-0	0	0	0	0	0	0	0
2012	Denver	1	1	7	2	9	0.5-3.5	0-0	0	0	0	0	0	0	0
2014	Denver	1	1	5	1	6	0-0	0-0	0	0	0	0	0	0	0
CAREER TOTALS		4	4	15	3	18	1.5-7.5	0-0	0	0	0	0	0	0	0

MILLER'S SINGLE GAME HIGHS

(Postseason in parentheses)

Tackles — 10 at San Diego, 11/27/11 (9 vs. Baltimore, 1/12/13). **Sacks** — 3, twice, last vs. San Diego, 11/18/12 (1 vs. Pittsburgh, 1/8/12). **Sack yards** — 29 vs. San Diego, 11/18/12 (4 vs. Pittsburgh, 1/8/12). **Interceptions** — 1 vs. Tampa Bay, 12/2/12 (none). **Interception return yards** — 26 vs. Tampa Bay, 12/2/12 (none). **Forced fumbles** — 2 vs. San Diego, 11/18/12 (none). **Fumble recoveries** — 1, twice, last at Cincinnati, 12/22/14 (none). **Fumble return yards** — 60 at New England, 11/24/13 (none).

MILLER'S MULTIPLE-SACK GAMES (13)

*denotes win (The Broncos are 10-3 when Miller records more than one sack in a game.)

Date	Opponent	S-Yds.
10/2/11	at Green Bay	2-12
11/13/11	at Kansas City*	1.5-6.5
11/17/11	vs. N.Y. Jets*	1.5-12
9/9/12	vs. Pittsburgh*	2-15
10/7/12	at New England	2-7
11/4/12	at Cincinnati*	3-18
11/18/12	vs. San Diego*	3-29
12/23/12	vs. Cleveland*	1.5-12.5
11/24/13	at New England	2-11
10/5/14	vs. Arizona*	2-15.5
10/12/14	at N.Y. Jets*	2-10
10/19/14	vs. San Francisco*	2-18
11/30/14	at Kansas City*	2-11

MILLER'S SACKS BY QUARTERBACK

Figures in italics include postseason totals

Quarterback	Sacks	Quarterback	Sacks
Philip Rivers	8.0	Shaun Hill	1.0
Tom Brady	4.0	Josh Freeman	1.0
Andy Dalton	4.0	Robert Griffin III	1.0
<i>Ben Roethlisberger</i>	<i>3.0</i>	Derek Carr	1.0
Alex Smith	3.0	Caleb Hanie	1.0
Brady Quinn	2.0	Matt Hasselbeck	1.0
Aaron Rodgers	2.0	Drew Stanton	1.0
Colin Kaepernick	2.0	Russell Wilson	1.0
Geno Smith	2.0	Matt Moore	1.0
Matt Cassel	1.5	Cam Newton	1.0
Carson Palmer	1.5	Matt Ryan	1.0
Mark Sanchez	1.5	Logan Thomas	1.0
Brandon Weeden	1.5	Ryan Fitzpatrick	1.0
Kyle Orton	1.0	<i>Joe Flacco</i>	<i>0.5</i>

VON MILLER'S CAREER GAME-BY-GAME

(Victories asterisked)

2011 DENVER (8-8) TACKLES										
Date	Opponent	P/S	UT	A	TT	S-Yds.	I-Yds	PD	FF	FR
Sep 12	vs. Oakland	S	3	2	5	0-0	0-0	0	1	0
Sep 18	vs. Cincinnati*	S	3	0	3	1-13	0-0	2	0	0
Sep 25	at Tennessee	S	3	1	4	1-7	0-0	0	1	0
Oct 2	at Green Bay	S	4	0	4	2-12	0-0	0	0	0
Oct 9	vs. San Diego	S	2	0	2	1-6	0-0	0	0	0
Oct 23	at Miami*	S	3	2	5	1-3	0-0	0	0	0
Oct 30	vs. Detroit	S	3	0	3	0-0	0-0	0	0	0
Nov 6	at Oakland*	S	4	1	5	0.5-3.5	0-0	0	0	0
Nov 13	at Kansas City*	S	4	3	7	1.5-6.5	0-0	0	0	0
Nov 17	vs. N.Y. Jets*	S	8	1	9	1.5-12	0-0	1	0	0
Nov 27	at San Diego*	S	8	2	10	1-6	0-0	1	0	0
Dec 4	at Minnesota*				INACTIVE					
Dec 11	vs. Chicago*	S	4	1	5	1-8	0-0	0	0	0
Dec 18	vs. New England	S	1	0	1	0-0	0-0	0	0	0
Dec 24	at Buffalo	S	0	1	1	0-0	0-0	0	0	0
Jan 1	vs. Kansas City	S	0	0	0	0-0	0-0	0	0	0
Regular Season Totals		15/15	50	14	64	11.5-77	0-0	4	2	0
Jan 8	vs. Pittsburgh*	S	3	0	3	1-4	0-0	0	0	0
Jan 14	at New England†	S	0	0	0	0-0	0-0	0	0	0
Postseason Totals		2/2	3	0	3	1-4	0-0	0	0	0

†AFC Wild Card Game; †AFC Divisional Playoff Game

2012 DENVER (13-3) TACKLES										
Date	Opponent	P/S	UT	A	TT	S-Yds.	I-Yds	PD	FF	FR
Sep 9	vs. Pittsburgh*	S	4	0	4	2-15	0-0	0	0	0
Sep 17	at Atlanta	S	3	0	3	1-11	0-0	0	0	0
Sep 23	vs. Houston	S	0	3	3	0-0	0-0	0	0	0
Sep 30	vs. Oakland*	S	4	1	5	0-0	0-0	0	0	0
Oct 7	at New England	S	7	1	8	2-7	0-0	1	1	0
Oct 15	at San Diego*	S	2	1	3	1-6	0-0	0	0	0
Oct 28	vs. New Orleans*	S	1	0	1	0-0	0-0	0	0	0
Nov 4	at Cincinnati*	S	4	2	6	3-18	0-0	0	0	0
Nov 11	at Carolina*	S	6	0	6	1-6	0-0	0	1	0
Nov 18	vs. San Diego*	S	6	0	6	3-29	0-0	0	2	0
Nov 25	at Kansas City*	S	2	0	2	1-1	0-0	0	0	0
Dec 2	vs. Tampa Bay*	S	5	1	6	1-7	1-26†	1	1	0
Dec 6	at Oakland*	S	3	1	4	1-10	0-0	0	1	0
Dec 16	at Baltimore*	S	2	1	3	0-0	0-0	0	0	0
Dec 23	vs. Cleveland*	S	4	1	5	1.5-12.5	0-0	0	0	0
Dec 30	vs. Kansas City*	S	2	1	3	1-7	0-0	0	0	0
Regular Season Totals		16/16	55	13	68	18.5-129.5	1-26	2	6	0
Jan 12	vs. Baltimore†	S	7	2	9	0.5-3.5	0-0	0	0	0
Postseason Totals		1/1	7	2	9	0.5-3.5	0-0	0	0	0

†AFC Divisional Playoff Game

2013 DENVER (13-3) TACKLES										
Date	Opponent	P/S	UT	A	TT	S-Yds.	I-Yds	PD	FF	FR
Games 1-6					RESERVE/SUSPENDED					
Oct 20	at Indianapolis	S	2	0	2	0-0	0-0	0	0	0
Oct 27	vs. Washington*	S	4	1	5	1-9	0-0	0	1	0
Nov 10	at San Diego*	S	5	1	6	1-2	0-0	0	0	0
Nov 17	vs. Kansas City*	S	0	1	1	0-0	0-0	0	0	0
Nov 24	at New England	S	6	2	8	2-11	0-0	0	1	1
Dec 1	at Kansas City*	S	2	0	2	0-0	0-0	0	0	0
Dec 8	vs. Tennessee*	S	3	0	3	1-7	0-0	1	1	0
Dec 12	vs. San Diego	S	4	2	6	0-0	0-0	0	0	0
Dec 22	at Houston*	S	1	0	1	0-0	0-0	0	0	0
PLACED ON INJURED RESERVE (KNEE) ON DEC. 24										
Regular Season Totals		9/9	27	7	34	3-18	0-0	1	3	1

2014 DENVER (12-4)

TACKLES

Date	Opponent	P/S	UT	A	TT	S-Yds.	I-Yds	PD	FF	FR
Sep 7	vs. Indianapolis*	S	1	0	1	0-0	0-0	0	0	0
Sep 14	vs. Kansas City*	S	5	2	7	1-3	0-0	0	0	0
Sep 21	at Seattle	S	3	4	7	1-3	0-0	0	0	0
Oct 5	vs. Arizona*	S	2	2	4	2-15.5	0-0	0	0	0
Oct 12	at N.Y. Jets*	S	3	3	6	2-10	0-0	1	0	0
Oct 19	vs. San Francisco*	S	2	0	2	2-18	0-0	0	0	0
Oct 23	vs. San Diego*	S	2	0	2	1-5	0-0	0	0	0
Nov 2	at New England	S	1	0	1	0-0	0-0	0	0	0
Nov 9	at Oakland*	S	4	3	7	0-0	0-0	0	0	0
Nov 16	at St. Louis	S	5	0	5	1-5	0-0	0	0	0
Nov 23	vs. Miami*	S	1	0	1	0-0	0-0	0	0	0
Nov 30	at Kansas City*	S	3	0	3	2-11	0-0	1	0	0
Dec 7	vs. Buffalo*	S	2	0	2	1-5	0-0	0	0	0
Dec 14	at San Diego*	S	3	1	4	0-0	0-0	0	0	0
Dec 22	at Cincinnati†	S	2	1	3	0-0	0-0	0	1	1
Dec 28	vs. Oakland*	S	3	1	4	1-7	0-0	0	0	0
Regular Season Totals		16/16	42	17	59	14-82.5	0-0	2	1	1
Jan 11	vs. Indianapolis†	S	5	1	6	0-0	0-0	0	0	0
Postseason Totals		1/1	5	1	6	0-0	0-0	0	0	0

†AFC Divisional Playoff Game



COREY NELSON

52

INSIDE LINEBACKER

6-1 • 226 • 2ND YR. • OKLAHOMA

BORN: April 22, 1992, in Dallas

HIGH SCHOOL: Skyline High School, Dallas

ACQUIRED: Draft #7 (242nd overall), 2014

NFL YEAR: 2nd • YEAR WITH BRONCOS: 2nd

NFL GAMES PLAYED/STARTED: 16/0 • POSTSEASON GP/GS: 1/0



NELSON AT A GLANCE:

- A second-year inside linebacker who saw action in all 16 regular-season games in his first NFL season in 2014, totaling 13 tackles (7 solo) and four special-teams stops.
- Named the Broncos' inaugural Community Rookie of the Year in 2014 for his off-field contributions during his first NFL season.
- Played 45 games (27 starts) for the University of Oklahoma and finished his collegiate career with 154 tackles (76 solo), 7.5 sacks (43 yds.), one interception (24 yds.), 11 passes defended and one fumble recovery.
- Started 27 of his final 31 contests for the Sooners, including all five games played as a senior in 2013 before suffering a season-ending pectoral injury.
- Selected by the Broncos in the seventh round (242nd overall) of the 2014 NFL Draft.

CAREER TRANSACTIONS: Signed by Denver as a draft choice 6/2/14.



2014: Selected by the Broncos in the seventh round (242nd overall) of the 2014 NFL Draft, Nelson played all 16 regular-season games and totaled 13 tackles (7 solo), one pass defended and four special-teams stops... Made his Broncos debut in the season opener vs. Ind. (9/7) on special teams... Recorded his first career special-teams tackle at Sea. (9/21)... Tallied his first career defensive stop at NYJ (10/12) and finished with a team-high seven tackles (3 solo).

COLLEGE: Nelson started 27 of his final 31 contests for the University of Oklahoma and finished his collegiate career with 154 tackles (76 solo), 7.5 sacks (43 yds.), one interception (24 yds.), 11 passes defended and one fumble recovery... Suffered a season-ending pectoral injury five games into his senior campaign... Named an honorable mention All-Big 12 Conference selection as a sophomore after appearing in all 13 games (11 starts) and totaling a career-high 59 tackles (29 solo) in addition to 5.5 sacks (34 yds.), four passes defended and one fumble recovery.

PERSONAL: Nelson was named 5A Defensive Player of the Year by the Associated Press and a first-team All-American by MaxPreps.com after his senior year at Skyline High School in Dallas, where he collected 133 tackles and nine sacks while blocking five field goals... Selected as an all-state defensive end as a sophomore... Majored in communication at Oklahoma and was selected to the Academic All-Big 12 Teams in 2011 (first team) and 2012 (second team)... Named the Broncos' inaugural Community Rookie of the Year in 2014 for his contributions to the community during his first NFL season... Corey Nelson was born on April 22, 1992, in Dallas.

NELSON'S REGULAR SEASON RECORD

Year	Club	G	S	UT	A	TT	S-Yds.	I-Yds.	PD	FF	FR	TD-Int.	TD-FR	S	Pts.
2014	Denver	16	0	7	6	13	0-0	0-0	1	0	0	0	0	0	0
CAREER TOTALS		16	0	7	6	13	0-0	0-0	1	0	0	0	0	0	0

ADDITIONAL STATISTICS: Special-teams tackles — 2014 (4), TOTAL (4).

NELSON'S POSTSEASON RECORD

Year	Club	G	S	UT	A	TT	S-Yds.	I-Yds.	PD	FF	FR	TD-Int.	TD-FR	S	Pts.
2014	Denver	1	0	0	0	0	0-0	0-0	0	0	0	0	0	0	0
CAREER TOTALS		1	0	0	0	0	0-0	0-0	0	0	0	0	0	0	0

ADDITIONAL STATISTICS: Special-teams tackles — 2014 (1), TOTAL (1).

COREY NELSON'S CAREER GAME-BY-GAME

(Victories asterisked)

2014 DENVER (12-4)			TACKLES										
Date	Opponent	P/S	UT	A	TT	S-Yds.	I-Yds	PD	FF	FR			
Sep 7	vs. Indianapolis*	P	0	0	0	0-0	0-0	0	0	0			
Sep 14	vs. Kansas City*	P	0	0	0	0-0	0-0	0	0	0			
Sep 21	at Seattle	P	0	0	0	0-0	0-0	0	0	0			
Oct 5	vs. Arizona*	P	0	0	0	0-0	0-0	0	0	0			
Oct 12	at N.Y. Jets*	P	3	4	7	0-0	0-0	0	0	0			
Oct 19	vs. San Francisco*	P	1	0	1	0-0	0-0	0	0	0			
Oct 23	vs. San Diego*	P	0	0	0	0-0	0-0	0	0	0			
Nov 2	at New England	P	2	1	3	0-0	0-0	0	0	0			
Nov 9	at Oakland*	P	0	0	0	0-0	0-0	0	0	0			
Nov 16	at St. Louis	P	0	0	0	0-0	0-0	0	0	0			
Nov 23	vs. Miami*	P	0	0	0	0-0	0-0	0	0	0			
Nov 30	at Kansas City*	P	0	0	0	0-0	0-0	0	0	0			
Dec 7	vs. Buffalo*	P	0	0	0	0-0	0-0	0	0	0			
Dec 14	at San Diego*	P	0	0	0	0-0	0-0	0	0	0			
Dec 22	at Cincinnati	P	0	0	0	0-0	0-0	0	0	0			
Dec 28	vs. Oakland*	P	1	1	2	0-0	0-0	1	0	0			
Regular Season Totals			16/0	7	6	13	0-0	0-0	1	0	0		
Jan 11	vs. Indianapolis†	P	0	0	0	0-0	0-0	0	0	0			
Postseason Totals			1/0	0	0	0	0-0	0-0	0	0	0		

†AFC Divisional Playoff Game



JORDAN NORWOOD

11

WIDE RECEIVER

5-11 • 180 • 6TH YR. • PENN STATE

BORN: Sept. 29, 1986, in Honolulu

HIGH SCHOOL: State College (Pa.) Area High School

ACQUIRED: Free Agent, 2014

NFL YEAR: 6th • YEAR WITH BRONCOS: 2nd

NFL GAMES PLAYED/STARTED: 17/14



NORWOOD AT A GLANCE:

- A sixth-year wide receiver who totaled 36 receptions for 405 yards (11.3 avg.) with one touchdown during his first five NFL seasons with Philadelphia (2009), Cleveland (2010-12) and Denver (2014).
- Competed with the Broncos during training camp in 2014 before being placed on injured reserve (knee) and missing the season.
- Posted a career-high 23 catches for 268 yards (11.7 avg.) with one score in 14 games (4 starts) for the Browns in 2011.
- Recorded a personal-best nine catches for 81 yards (9.0 avg.) at N.Y. Giants (10/7/12) to represent the highest reception total for a Browns player in seven seasons.
- Played four seasons at Penn State University, totaling 158 receptions for 2,015 yards (12.8 avg.) with 13 touchdowns.
- Starred as a point guard in high school and saw action in four games for the Nittany Lions' basketball team during the 2006-07 season.
- Joined the Broncos a free agent on Dec. 31, 2013.
- Entered the NFL with Cleveland as a college free agent on May 1, 2009.

CAREER TRANSACTIONS: Signed by Cleveland as a college free agent 5/1/09; Waived by Cleveland 9/5/09; Signed by Philadelphia (practice squad) 9/23/09; Signed by Philadelphia (active roster) 12/1/09; Waived by

Philadelphia 12/7/09; Signed by Philadelphia (practice squad) 12/9/09; Waived by Philadelphia 9/4/10; Signed by Cleveland (practice squad) 9/6/10; Signed by Cleveland (active roster) 11/30/10; Waived by Cleveland 8/26/13; Signed by Tampa Bay 8/28/13; Waived by Tampa Bay 8/31/13; Signed by Denver to a future contract 12/31/13.



2014: Norwood missed the entire 2014 season with a knee injury sustained in training camp.

2013: Norwood spent the year out of football after competing with Cleveland and Tampa Bay during the preseason.

2012: Norwood saw action in two games for Cleveland and totaled 13 catches for 137 yards (10.5 avg.)... Led the team with a career-best nine catches for 81 yards (9.0 avg.) at NYG (10/7)—the highest reception total for a Browns player in seven seasons... Placed on injured reserve (foot) on Oct. 12.

2011: Norwood appeared in a career-best 14 games (4 starts) and recorded 23 receptions for 268 yards (11.7 avg.) with one touchdown... Returned four punts for 35 yards (8.8 avg.)... Posted at least one reception in each of his final eight games of the season... Made his first career catch—a 6-yard reception—vs. Cin. (9/11)... Totalled 69 yards on four catches (17.3 avg.) and scored his first career touchdown at Cin. (11/27).

2010: Norwood spent the first 12 weeks on Cleveland's practice squad before being elevated to the club's 53-man roster... Inactive for the Browns' final five games.

2009: Norwood, who entered the NFL as a college free agent with Cleveland on May 1, competed with the Browns during training camp before being waived and spending the rest of his rookie season with Philadelphia... Spent 13 weeks on the Eagles' practice squad and appeared in one game for the club while on its active roster... Made his NFL debut at Atl. (12/6).

COLLEGE: Norwood played four seasons at Penn State University and totaled 158 receptions for 2,015 yards (12.8 avg.) with 13 touchdowns... Posted a career-best 637 yards and six scores on 41 catches (15.5 avg.) as a senior... Competed on the Nittany Lions' basketball team during the 2006-07 season, seeing action in four games for the school.

PERSONAL: Norwood attended State College (Pa.) Area High School, where he was a star football and basketball player... Posted 21 catches for 273 yards (13.0 avg.) with four touchdowns in helping the football team to the Class AAAA state semifinals... Selected as a two-time Mountain Athletic Conference Defensive Player of the Year as a point guard on the basketball team that captured the 2003 state title... His father, Brian Norwood, is the associate head coach (safeties) at Baylor University... His older brother, Gabe, was a member of the George Mason University basketball team that advanced to the 2006 NCAA Final Four... Jordan Shea Rashad Norwood was born on Sept. 29, 1986, in Honolulu.

NORWOOD'S REGULAR SEASON RECORD

Year	Club	RECEIVING						SCORING					
		G	S	No.	Yds.	Avg.	LG	TD	TDr	TDp	TDrt	2pt	Pts.
2009	Philadelphia	1	0	0	0	0.0	—	0	0	0	0	0	0
2010	Cleveland	0	0	0	0	0.0	—	0	0	0	0	0	0
2011	Cleveland	14	4	23	268	11.7	51	1	1	0	1	0	6
2012	Cleveland	2	0	13	137	10.5	27	0	0	0	0	0	0
2013													
2014	Denver												
CAREER TOTALS		17	4	36	405	11.3	51	1	1	0	1	0	6

ADDITIONAL STATISTICS: Punt returns — 2011 (4 for 35 yds., 8.8 avg., 14 LG). Rushed once for 1 yd. at N.Y. Giants, 10/7/12.

NORWOOD'S SINGLE-GAME HIGHS

(Postseason in parentheses)

Receptions — 9 at N.Y. Giants, 10/7/12 (none). **Receiving yards** — 81 at N.Y. Giants, 10/7/12 (none). **Longest reception** — 51 vs. Jacksonville, 11/20/11 (none). **Receiving touchdowns** — 1 at Cincinnati, 11/27/11 (none).

JORDAN NORWOOD'S CAREER GAME-BY-GAME

(Victories asterisked)

2009 PHILADELPHIA (11-5)			RECEIVING						SCORING	
Date	Opponent	P/S	No.	Yds.	Avg.	LG	TD		2pt.	Pts.
Games 1-2										
Games 3-11										
Dec 6	at Atlanta*	P	0	0	0.0	—	0		0	0
Games 13-16										
Regular Season Totals		1/0	0	0	0.0	—	0		0	0
2010 CLEVELAND (5-11)			RECEIVING						SCORING	
Date	Opponent	P/S	No.	Yds.	Avg.	LG	TD		2pt.	Pts.
Games 1-11										
Games 12-16										
Regular Season Totals		0/0	0	0	0.0	—	0		0	0

2011 CLEVELAND (4-12)			RECEIVING					SCORING	
Date	Opponent	P/S	No.	Yds.	Avg.	LG	TD	2pt.	Pts.
Sep 11	vs. Cincinnati	P	1	6	6.0	6	0	0	0
Sep 18	at Indianapolis*	P	0	0	0.0	—	0	0	0
Sep 25	vs. Miami*	P	0	0	0.0	—	0	0	0
Oct 2	vs. Tennessee	P	1	19	19.0	19	0	0	0
Oct 16	at Oakland	P	0	0	0.0	—	0	0	0
Oct 23	vs. Seattle*	P	0	0	0.0	—	0	0	0
Oct 30	at San Francisco	P	5	32	6.4	14	0	0	0
Nov 6	at Houston	P	1	6	6.0	6	0	0	0
Nov 13	vs. St. Louis	S	2	14	7.0	8	0	0	0
Nov 20	vs. Jacksonville*	S	1	51	51.0	51	0	0	0
Nov 27	at Cincinnati	P	4	69	17.3	36	1	0	6
Dec 4	vs. Baltimore	S	3	29	9.7	11	0	0	0
Dec 8	at Pittsburgh	P	2	21	10.5	14	0	0	0
Dec 18	at Arizona	S	3	21	7.0	8	0	0	0
Dec 24	at Baltimore			INACTIVE					
Jan 1	vs. Pittsburgh			INACTIVE					
Regular Season Totals			14/4	23	268	11.7	51	1	6

2012 CLEVELAND (5-11)			RECEIVING					SCORING	
Date	Opponent	P/S	No.	Yds.	Avg.	LG	TD	2pt.	Pts.
Games 1-3				INACTIVE					
Sep 27	at Baltimore	P	4	56	14.0	27	0	0	0
Oct 7	at N.Y. Giants	P	9	81	9.0	15	0	0	0
PLACED ON INJURED RESERVE ON OCT. 12									
Regular Season Totals			2/0	13	137	10.5	27	0	0



BROCK OSWEILER

17

QUARTERBACK

6-8 • 240 • 4TH YR. • ARIZONA STATE

BORN: Nov. 22, 1990, in Coeur d'Alene, Idaho

HIGH SCHOOL: Flathead High School, Kalispell, Mont.

ACQUIRED: Drafted #2b (57th overall), 2012

NFL YEAR: 4th • YEAR WITH BRONCOS: 4th

NFL GAMES PLAYED/STARTED: 13/0



OSWEILER AT A GLANCE:

- A fourth-year player who completed 17-of-30 passes (56.7%) for 159 yards with one touchdown in 13 games as Denver's backup quarterback during his first three NFL seasons.
- Named one of the NFLPA's Community MVPs in 2014 for his work with Rocky Mountain Hospital for Children.
- Started 15-of-25 games played at Arizona State University and completed 412-of-680 (60.6%) passes for 5,082 yards with 33 touchdowns and 15 interceptions.
- Left for the NFL after his junior campaign in which he opened all 13 contests for the Sun Devils and became just the fourth player in Pac-12 Conference history to throw for 4,000 yards.
- Originally committed to attend Gonzaga University on a basketball scholarship before electing to pursue football instead at ASU.
- Tied for the tallest Bronco in team history at 6'8".
- Selected by the Broncos in the second round (57th overall) of the 2012 NFL Draft.

CAREER TRANSACTIONS: Signed by Denver as a draft choice 7/24/12.



2014: Osweiler saw action in four regular-season games, completing 4-of-10 passes for 52 yards with one touchdown... Saw his first game action of the year in the fourth quarter vs. S.F. (10/19) and attempted one pass in nine offensive snaps played... Named the NFLPA's Community MVP for the Week of Nov. 10 for his work with Rocky Mountain Hospital for Children... Threw his first career touchdown pass—a 1-yarder to tight end Virgil Green—in Denver's regular-season finale vs. Oak. (12/28).

2013: Osweiler appeared in four games, completing 11-of-16 passes (68.8%) for 95 yards... Played one snap on the field-goal block unit in overtime at N.E. (11/24)... Played the entire second half at Oak. (12/29) and completed 9-of-13 attempts (69.2%) for 85 yards.

2012: Selected by Denver in the second round (57th overall) of the 2012 NFL Draft, Osweiler played five games during his rookie season, completing 2-of-4 passes for 12 yards after earning the backup quarterback job out of training camp... Saw his first regular-season NFL action on Denver's final snap of its 37-6 win vs. Oak. (9/30)... Completed his first NFL pass for a 5-yard gain in Denver's regular-season finale vs. K.C. (12/30).

COLLEGE: Osweiler played 25 career games (15 starts) at Arizona State University and completed 412-of-680 passes (60.6%) for 5,082 yards with 33 touchdowns and 15 interceptions... Named a team captain as a junior in 2011 and totaled 4,036 yards on 326-of-516 (63.2%) passing with 26 touchdowns and 13 interceptions... Set school records for completions, attempts and yards while his 26 scores through the air marked the fourth most in ASU annals... Ranked second in the Pac-12 Conference and 11th in the nation with 317.3 passing yards per game... Became the first ASU true freshman quarterback to start a game since former Bronco Jake Plummer in 1993 when he opened the Sun Devils' game at No. 14 Oregon (11/14/09).

PERSONAL: Osweiler was named the 2008-09 Gatorade State Player of the Year for Montana following his senior season at Flathead High School in Kalispell, Mont., after completing 189-of-303 (62.4%) passes for 2,703 yards with 29 touchdowns... Averaged 24.9 points and 14.5 rebounds as a junior on the hardwood and was listed as a three-star basketball recruit by Scout.com... Originally committed to Gonzaga University to play basketball before deciding to pursue football collegiately... Studied sociology and political science at ASU... Selected as one of the NFLPA's Community MVPs in 2014 for his work with Rocky Mountain Hospital for Children... Brock Alan Osweiler was born on Nov. 22, 1990, in Coeur d'Alene, Idaho.

OSWEILER'S REGULAR SEASON RECORD

PASSING													
Year	Club	G	S	Att.	Comp.	Pct.	Yds.	Yds./Att.	TD	%	Int.	%	LG
2012	Denver	5	0	4	2	50.0	12	3.0	0	0.0	0	0.0	7
2013	Denver	4	0	16	11	68.8	95	5.9	0	0.0	0	0.0	19
2014	Denver	4	0	10	4	40.0	52	5.2	1	10.0	0	0.0	38
CAREER TOTALS		13	0	30	17	56.7	159	5.3	1	3.3	0	0.0	38
RUSHING													
Year	Club	Att.	Yds.	Avg.	LG	TD	TD	TD	TD	TD	TD	2pt	Pts.
2012	Denver	8	-13	-1.6	-1	0	0	0	0	0	0	0	0
2013	Denver	3	2	0.7	4	0	0	0	0	0	0	0	0
2014	Denver	8	0	0.0	4	0	0	0	0	0	0	0	0
CAREER TOTALS		19	-11	-0.6	4	0	0	0	0	0	0	0	0

ADDITIONAL STATISTICS: Fumble recoveries — 2012 (1), TOTAL (1).

OSWEILER'S SINGLE-GAME HIGHS

(Postseason in parentheses)

Pass attempts — 13 at Oakland, 12/29/13 (none). **Pass completions** — 9 at Oakland, 12/29/13 (none). **Passing yards** — 85 at Oakland, 12/29/13 (none). **Longest pass completion** — 38 vs. Oakland, 12/28/14 (none). **Touchdown passes** — 1 vs. Oakland, 12/28/14 (none). **Rushing attempts** — 3, three times, last at Oakland, 11/9/14 (none). **Rushing yards** — 3 vs. Philadelphia, 9/29/13 (none). **Longest rush** — 4, twice, last at Oakland, 11/9/14 (none).

BROCK OSWEILER'S CAREER GAME-BY-GAME

(Victories asterisked)

2012 DENVER (13-3)													
PASSING										RUSHING			
Opponent	P/S	Att.	Comp.	Yds.	Pct.	TD	INT	LG	S/Yds.	Rtg.	Att.	Yds.	Avg.
vs. Pit. (9/9)*													
at Atl. (9/17)													
vs. Hou. (9/23)													
vs. Oak. (9/30)*	P	0	0	0	0.0	0	0	—	0/0	0.0	1	-1	-1.0
at N.E. (10/7)													
at S.D. (10/15)*													
vs. N.O. (10/28)*	P	0	0	0	0.0	0	0	—	0/0	0.0	1	-1	-1.0
Games 8-13													
at Bal. (12/16)*	P	0	0	0	0.0	0	0	—	0/0	0.0	2	-4	-2.0
vs. Cle. (12/23)*	P	0	0	0	0.0	0	0	—	0/0	0.0	1	-1	-1.0
vs. K.C. (12/30)*	P	4	2	12	50.0	0	0	7	0/0	56.2	3	-6	-2.0
Regular Season Totals	5/0	4	2	12	50.0	0	0	7	0/0	56.2	8	-13	-1.6
vs. Bal. (1/12)†													
Postseason Totals	0/0	0	0	0	0.0	0	0	—	0/0	0.0	0	0	0.0
†AFC Divisional Playoff Game													
2013 DENVER (13-3)													
PASSING										RUSHING			
Opponent	P/S	Att.	Comp.	Yds.	Pct.	TD	INT	LG	S/Yds.	Rtg.	Att.	Yds.	Avg.
vs. Bal. (9/5)*													
at NYG (9/15)*													
vs. Oak. (9/23)*													
vs. Phi. (9/29)*	P	3	2	10	66.7	0	0	5	0/0	71.5	2	3	1.5
Games 5-10													
at N.E. (11/24)	P	0	0	0	0.0	0	0	—	0/0	0.0	0	0	0.0
at K.C. (12/1)*													
vs. Ten. (12/8)*													
vs. S.D. (12/12)													
at Hou. (12/22)*	P	0	0	0	0.0	0	0	—	0/0	0.0	0	0	0.0
at Oak. (12/29)*	P	13	9	85	69.2	0	0	19	2/8	87.0	1	-1	-1.0
Regular Season Totals	4/0	16	11	95	68.8	0	0	19	2/8	84.1	3	2	0.7
vs. S.D. (1/12)*†													
vs. N.E. (1/19)*‡													
vs. Sea. (2/2)§													
Postseason Totals	0/0	0	0	0	0.0	0	0	—	0/0	0.0	0	0	0.0
†AFC Divisional Playoff Game; ‡AFC Championship Game; §Super Bowl XLVIII													

2014 DENVER (12-4)				PASSING							RUSHING				
Opponent	P/S	Att.	Comp.	Yds.	Pct.	TD	INT	LG	S/Yds.	Rtg.	Att.	Yds.	Avg.	LG	TD
Games 1-5															
vs. S.F. (10/19)*	P	1	0	0	0.0	0	0	—	0/0	39.6	3	0	0.0	2	0
vs. S.D. (10/23)*															
at N.E. (11/2)															
at Oak. (11/9)*	P	5	2	13	40.0	0	0	9	0/0	47.9	3	2	0.7	4	0
Games 10-13															
at S.D. (12/14)*	P	2	0	0	0.0	0	0	0	0/0	39.6	1	-1	-1.0	-1	0
at Cin. (12/22)															
vs. Oak. (12/28)*	P	2	2	39	100.0	1	0	38	0/0	158.3	1	-1	-1.0	-1	0
Regular Season Totals	4/0	10	4	52	40.0	1	0	38	0/0	90.4	8	0	0.0	4	0
vs. Ind. (1/11)†															
Postseason Totals	0/0	0	0	0	0.0	0	0	—	0/0	0.0	0	0	0.0	—	0
†AFC Divisional Playoff Game															



NATHAN PALMER

13

WIDE RECEIVER

5-11 • 198 • 3RD YR. • NORTHERN ILLINOIS

BORN: April 14, 1989, in Elkhart, Ind.

HIGH SCHOOL: Elkhart (Ind.) Central High School

ACQUIRED: Free Agent, 2013

NFL YEAR: 3rd • YEAR WITH BRONCOS: 3rd

NFL GAMES PLAYED/STARTED: 5/0



PALMER AT A GLANCE:

- A third-year wide receiver who appeared in five career games for Indianapolis (2012) and appeared on Denver's active roster for one contest in 2014.
- Competed on practice squads with San Francisco (2012), Miami (2013) and Denver (2013-14).
- Saw action in 48 career games (20 starts) at Northern Illinois University, where he totaled 93 receptions for 1,575 yards (16.9 avg.) with 16 touchdowns.
- Recorded 695 receiving yards and seven scores on 47 catches (14.8 avg.) as a senior for the Huskies in 2011.
- Joined the Broncos a practice-squad signee on Dec. 24, 2013.
- Entered the NFL with San Francisco as a college free agent on May 4, 2012.

CAREER TRANSACTIONS: Signed by San Francisco as a college free agent 5/4/12; Waived by San Francisco 8/31/12; Signed by San Francisco (practice squad) 9/1/12; Signed by Indianapolis (active roster) 9/24/12; Waived by Indianapolis 9/2/13; Signed by Miami (practice squad) 10/23/13; Waived by Miami 12/23/13; Signed by Denver (practice squad) 12/24/13; Waived by Denver on 8/30/14; Signed by Denver (practice squad) 8/31/14; Signed by Denver (active roster) 9/3/14; Waived by Denver 9/9/14; Signed by Denver (practice squad) 9/11/14.



2014: Palmer made Denver's 53-man roster out of training camp and spent one game on the club's active roster before competing on the team's practice squad for the remainder of the season.

2013: Palmer played in the preseason with Indianapolis before being waived and spending the rest of the season on practice squads with Miami and Denver.

2012: Palmer, who entered the NFL with San Francisco as a college free agent on May 4, spent the preseason with the 49ers and competed on the club's practice squad for the first three weeks of the season... Signed by Indianapolis to its active roster on Sept. 24, and appeared in five games for the Colts, making one reception... Inactive for three contests and did not play in one other... Made his NFL debut vs. G.B. (10/7) and caught his first career pass at NYJ (10/14).

COLLEGE: Palmer started 20-of-48 career games at Northern Illinois University and totaled 93 receptions for 1,575 yards (16.9 avg.) with 16 touchdowns... Added 200 rushing yards and one touchdown on 21 carries (9.5 avg.)... Posted career highs in catches (47), receiving yards (695) and touchdowns (7) as a senior in 2011.

PERSONAL: Palmer was a first-team all-state and all-conference selection at Elkhart (Ind.) High School, where he earned Offensive Player of the Year honors as a senior... Nathan Palmer was born on April 14, 1989.

PALMER'S REGULAR SEASON RECORD

Year	Club	RECEIVING							SCORING				
		G	S	No.	Yds.	Avg.	LG	TD	TD	TD	TD	TD	Pts.
2012	Indianapolis	5	0	1	-4	-4.0	-4	0	0	0	0	0	0
2013	Mia./Den.												
2014	Denver	0	0	0	0	0.0	—	0	0	0	0	0	0
CAREER TOTALS		5	0	1	-4	-4.0	-4	0	0	0	0	0	0

NATHAN PALMER'S CAREER GAME-BY-GAME

(Victories asterisked)

2012 INDIANAPOLIS (11-5)		RECEIVING						SCORING	
Date	Opponent	P/S	No.	Yds.	Avg.	LG	TD	2pt.	Pts.
SIGNED BY INDIANAPOLIS ON SEPT. 24									
Oct 7	vs. Green Bay*	P	0	0	0.0	—	0	0	0
Oct 14	at N.Y. Jets	P	1	-4	-4.0	-4	0	0	0
Oct 21	vs. Cleveland*	P	0	0	0.0	—	0	0	0
Oct 28			INACTIVE						
Nov 4			INACTIVE						
Nov 8	at Jacksonville*	P	0	0	0.0	—	0	0	0
Nov 18	at New England	P	0	0	0.0	—	0	0	0
Nov 25			DID NOT PLAY						
Games 12-16			INACTIVE						
Regular Season Totals		5/0	1	-4	-4.0	-4	0	0	0

2014 DENVER (12-4)		RECEIVING						SCORING	
Date	Opponent	P/S	No.	Yds.	Avg.	LG	TD	2pt.	Pts.
Sep 7	Indianapolis*		INACTIVE						
Games 2-16			PRACTICE SQUAD						
Regular Season Totals		0/0	0	0	0.0	—	0	0	0



SOLOMON PATTON

84

WIDE RECEIVER

5-9 • 177 • 2ND YR. • FLORIDA

BORN: Oct. 17, 1990, in Mobile, Ala.

HIGH SCHOOL: Murphy High School, Mobile, Al.

ACQUIRED: Waivers (Tampa Bay), 2015

NFL YEAR: 2nd • YEAR WITH BRONCOS: 1st

NFL GAMES PLAYED/STARTED: 7/0



PATTON AT A GLANCE:

- A second-year wide receiver who appeared in seven games in two stints for Tampa Bay in 2014 and returned 18 kickoffs for 416 yards (23.1 avg.) and 10 punts for 112 yards (11.2 avg.).
- Played the first six games of the season with the Buccaneers before competing on Arizona's practice squad and spending the last four weeks on Tampa Bay's active roster.
- Played four years at the University of Florida (2010-13), appearing in 43 games (8 starts) and totaling 52 receptions for 635 yards and six touchdowns in addition to 31 rushes for 217 yards.
- Voted as the team MVP after a senior season (2013) where he started 8-of-12 games and recording 44 receptions for 556 yards and six touchdowns, 16 rushes for 71 yards and 22 kick returns for 642 yards with one touchdown.
- Assigned to the Broncos via waivers from Tampa Bay on May 12, 2015.
- Entered the NFL with Tampa Bay as a college free agent on May 12, 2014.

CAREER TRANSACTIONS: Signed by Tampa Bay as a college free agent 5/12/14; Waived by Tampa Bay 8/30/14; Signed by Tampa Bay (practice squad) 8/31/14; Signed by Tampa Bay 9/6/14; Waived by Tampa Bay 10/21/14; Signed by Arizona (practice squad) 10/25/14; Signed by Tampa Bay 12/2/14; Waived by Tampa Bay 5/11/15; Claimed off waivers by Denver 5/12/15.



2014: Patton, who entered the NFL with the Buccaneers as a college free agent on May 12, appeared in seven regular-season games as a rookie and totaled 18 kick returns for 416 yards (23.1 avg.) and 10 punt returns for 112 yards (11.2 avg.)... Played the first six games of the season in Tampa Bay before spending time on Arizona's practice squad... Rejoined Tampa Bay for Game 13 at Det. (12/7) and was inactive the last three weeks of the season... Made his NFL debut vs. Car. (9/7), recording season-highs in punt returns (4), punt return yards (56) and punt return long (33)... Notched a season-high four kickoff returns for 78 yards (19.5) at Atl. (9/18).

COLLEGE: Patton saw action in 43 games (8 starts) at the University of Florida, seeing action at offense and in the return game... Hauled in 52 receptions for 635 yards and six touchdowns in addition to returning 39 kicks for 1,079 yards and one touchdown... Voted as the team MVP after a senior season (2013) where he started 8-of-12 games, recording 44 receptions for 556 yards and six touchdowns, 16 rushes for 71 yards and 22 kick returns for 642 yards with one touchdown... Caught his first career touchdown and recorded first career 100-yard (9-118) receiving game at Miami (9/27/13)... Posted his first multi-touchdown game at Arkansas (10/5/13)... Played eight games as a junior, tallying one reception for 17 yards and 14 rushes for 140 yards.

PERSONAL: Attended Murphy High School in Mobile, Ala., where he finished his career with 2,686 receiving yards and 28 touchdowns to go along with 371 rushing yards and three scores... Selected to play in the 2010 Under Armor All-American Game in addition to the Alabama/Mississippi All-Star Game... Named to the ASWA All-State 6A first-team in 2008... Competed on the track and field team... Solomon Patton was born Oct. 17, 1990, in Mobile, Ala.

PATTON'S REGULAR SEASON RECORD

		RECEIVING							PUNT RETURNS					KICKOFF RETURNS				
Year	Club	G	S	No.	Yds.	Avg.	LG	TD	No.	Yds.	Avg.	LG	TD	No.	Yds.	Avg.	LG	TD
2014	Tampa Bay	7	0	0	0	—	—	0	10	112	11.2	33	0	18	416	23.1	28	0
CAREER TOTALS		7	0	0	0	—	—	0	10	112	11.2	33	0	18	416	23.1	28	0

ADDITIONAL STATISTICS: Rushing Yards — 2014 (1-19) TOTAL (1-19).

PATTON'S SINGLE GAME HIGHS

(Postseason in parentheses)

Punt returns — 4, vs. Carolina, 9/7/14. **Punt return yards** — 56, vs. Carolina, 9/7/14. **Longest punt return** — 33, vs. Carolina, 9/7/14. **Punt return touchdowns** — none. **Kick returns** — 4, at Atlanta, 9/18/14. **Kick return yards** — 78, at Atlanta, 9/18/14. **Longest kick return** — 28, at New Orleans, 10/5/14. **Kick return touchdowns** — none.

SOLOMON PATTON'S CAREER GAME-BY-GAME

(Victories asterisked)

2014 TAMPA BAY (2-14)			PUNT RETURNS					KICKOFF RETURNS					SCORING		
Date	Opponent	P/S	No.	Yds.	Avg.	LG	TD	No.	Yds.	Avg.	LG	TD	2pt.	Pts.	
Sep 7	vs. Carolina	S	4	56	14.0	33	0	2	52	26.0	27	0	0	0	
Sep 14	vs. St. Louis	S	1	0	0.0	0	0	3	71	23.7	25	0	0	0	
Sep 18	at Atlanta	S	1	9	9.0	9	0	4	78	19.5	21	0	0	0	
Sep 28	at Pittsburgh*	S	2	29	14.5	25	0	2	45	22.5	23	0	0	0	
Oct 5	at New Orleans	S	1	11	11.0	11	0	3	75	25.0	28	0	0	0	
Oct 12	vs. Baltimore	S	1	7	7.0	7	0	3	72	24.0	25	0	0	0	
WAIVED BY TAMPA BAY ON OCT. 21/ SIGNED BY ARIZONA (PRACTICE SQUAD) OCT. 25															
SIGNED BY TAMPA BAY ON DEC. 2															
Dec 7	at Detroit	S	0	0	—	—	0	1	23	23.0	23	0	0	0	
Games 14-16	INACTIVE														
Regular Season Totals			7/0	10	112	11.2	33	0	18	416	23.1	28	0	0	0



GERALD RIVERS

99

OUTSIDE LINEBACKER

6-2 • 250 • 2ND YR. • OLE MISS

BORN: June 22, 1990, in Avondale Estates, Ga.

HIGH SCHOOL: Cedar Grove (Ga.) High School

ACQUIRED: Free Agent, 2014

NFL YEAR: 2nd • YEAR WITH BRONCOS: 1st

NFL GAMES PLAYED/STARTED: 2/0



RIVERS AT A GLANCE:

- A second-year outside linebacker who played two games for St. Louis (2013) and has spent time on the 53-man roster for Jacksonville (2013) in addition to Miami (2014) and Denver's (2014) practice squads.
- Appeared in 27 games (10 starts) over three seasons for the University of Mississippi, finishing his collegiate career with 31 tackles and 2.5 sacks.
- Joined the Broncos as a free agent on Sept. 30, 2014
- Entered the NFL with St. Louis as a college free agent on May 9, 2013.

CAREER TRANSACTIONS: Signed by St. Louis as a college free agent 5/9/13; Waived by St. Louis 12/14/13; Claimed on waivers by Jacksonville 12/16/14; Waived by Jacksonville 8/29/14; Signed by Miami (practice squad) 9/2/14; Waived by Miami 9/30/14; Signed by Denver (practice squad) 10/15/14; Waived by Denver 12/4/14; Signed by Denver (practice squad) 12/10/14.



2014: Rivers appeared in all of Jacksonville's preseason games before being waived on Aug. 29... Competed with Miami and Denver's practice squad throughout the 2014 season.

2013: Rivers, who entered the NFL with St. Louis as a college free agent on May 9, played in two games for the Rams and recorded one tackle... Made his NFL debut and recorded his first tackle vs. S.F. (9/26)... Claimed by

Jacksonville off waivers on Dec. 16 and spent the final two weeks of the season on the Jaguars 53-man roster.

COLLEGE: Rivers appeared in 27 games (10 starts) for the University of Mississippi, totaling 31 tackles and 2.5 sacks... Did not play in 2012... Totaled 13 tackles as a junior after playing 12 games (5 starts)... Tied for the team lead with 2.5 sacks and added 14 tackles as a sophomore.

PERSONAL: Rivers posted 81 tackles, nine sacks and two forced fumbles as a senior at Cedar Grove (Ga.) High School... Participated in the DeKalb County Coaches Association All-Star game following his senior year... Gerald Emery Rivers was born on June 22, 1990, in Avondale Estates, Ga.

RIVERS' REGULAR SEASON RECORD

Year	Club	G	S	UT	A	TT	S-Yds.	I-Yds.	PD	FF	FR	TD-Int.	TD-FR	S	Pts.
2013	St. Louis	2	0	1	0	1	0-0	0-0	0	0	0	0-0	0-0	0	0
CAREER TOTALS		2	0	1	0	1	0-0	0-0	0	0	0	0-0	0-0	0	0

RIVERS' SINGLE GAME HIGHS

(Postseason in parentheses)

Tackles — 1 vs. San Francisco, 9/26/13. **Sacks** — none. **Sack yards** — none.

GERALD RIVERS' CAREER GAME-BY-GAME

(Victories asterisked)

2013 ST. LOUIS (7-9)		TACKLES									
Date	Opponent	P/S	UT	A	TT	S-Yds.	I-Yds.	PD	FF	FR	
Sep 8	vs. Arizona*				INACTIVE						
Sep 15	at Atlanta				INACTIVE						
Sep 22	at Dallas				INACTIVE						
Sep 26	vs. San Francisco	P	1	0	1	0-0	0-0	0	0	0	
Oct 6	vs. Jacksonville*	P	0	0	0	0-0	0-0	0	0	0	
Games 6-12					INACTIVE						
WAIVED BY ST. LOUIS/CLAIMED BY JACKSONVILLE DEC. 16											
Games 15-16					INACTIVE						
Regular Season Totals			2/0	0	0	0	0-0	0-0	0	0	0



BRADLEY ROBY

29

CORNERBACK

5-11 • 194 • 2ND YR. • OHIO STATE

BORN: May 1, 1992, in Fort Worth, Texas

HIGH SCHOOL: Peachtree Ridge High School, Suwanee, Ga.

ACQUIRED: Draft #1 (31st overall), 2014

NFL YEAR: 2nd • **YEAR WITH BRONCOS:** 2nd

NFL GAMES PLAYED/STARTED: 16/2 • **POSTSEASON GP/GS:** 1/0



ROBY AT A GLANCE:

- A second-year cornerback who played all 16 regular-season games (2 starts) in his first NFL season with the Broncos in 2014, totaling 64 tackles (62 solo), two interceptions, one sack (3 yds.), 13 passes defended, two forced fumbles and two fumble recoveries.
- Tied for the second-most passes defended (13) and tackles (64) among rookie cornerbacks in 2014.
- Started all 37 games played during his career at Ohio State University, totaling eight interceptions and 44 passes defended.
- Contributed five touchdowns during his collegiate career, including two interception returns, two blocked punt returns and one fumble return.
- Named a first-team All-Big Ten Conference selection as a junior in 2013 after recording 69 tackles (54 solo), three interceptions (120 yds.) and 16 passes defended for the Buckeyes.
- Led the nation with 19 passes defended as a first-team all-conference selection in 2012 and was the only player in the country to score touchdowns three different ways (INT, FR, BP).
- Selected by the Broncos in the first round (31st overall) of the 2014 NFL Draft.

CAREER TRANSACTIONS: Signed by Denver as a draft choice 6/10/14.



2014: Selected in the first round (31st overall) of the 2014 NFL Draft, Roby played 16 regular-season games (2 starts) and totaled 64 tackles (62 solo), one sack (3 yds.), two interceptions, 13 passes defended, two forced fumbles and two fumble recoveries... Tied for the second-most passes defended (13) and tackles (64)

among rookie cornerbacks in 2014... Made his Broncos debut in the season opener vs. Ind. (9/7) and finished with seven solo tackles, three passes defended and a fumble recovery... Recorded his first career sack (3 yds.) at NYJ (10/12)... Picked off quarterback Tom Brady at N.E. (11/2) for his first career interception... Tallied four solo tackles and one pass defended in his first career start vs. Mia. (11/23)... Totaled a career-high nine solo tackles and one forced fumble vs. Buf. (12/7)... Picked off quarterback Andrew Luck in the second quarter of Denver's AFC Divisional Playoff Game vs. Ind. (1/1), joining safety Quinton Carter (2011) as the only rookies in team history with a postseason pick.

COLLEGE: Roby started all 37 games played during his career at Ohio State University, totaling eight interceptions (two returned for touchdowns) and 44 passes defended... Returned two blocked punts for touchdowns and one recovered fumble for a touchdown as a Buckeye... Named a first-team All-Big Ten Conference selection for his 2013 campaign in which he totaled 69 tackles (54 solo), three interceptions (120 yds.) and 16 passes defended... Opened all 12 games in 2012 for the undefeated Buckeyes and was named a second-team All-America selection in addition to a first-team all-conference pick... Led the nation and tied a school record with 19 passes defended while being tabbed as a Jim Thorpe Award semifinalist... Finished his 2012 season as the only player in the country to score touchdowns three different ways (INT, FR, BP)... Started all 13 games as a redshirt freshman in 2011 and earned the Buckeyes' First Year Defensive Player Award after tying for the team lead with three interceptions (57 yds.).

PERSONAL: Roby played cornerback, wide receiver and kick returner at Peachtree Ridge High School in Suwanee, Ga., where he was a four-time scholar athlete... Received All-Gwinnett County accolades following his senior year in 2009 after leading his team to the state quarterfinals... Majored in communications at Ohio State... The son of Betty and James, Bradley Roby was born on May 1, 1992, in Fort Worth, Texas.

ROBY'S REGULAR SEASON RECORD

Year	Club	G	S	UT	A	TT	S-Yds.	I-Yds.	PD	FF	FR	TD-Int.	TD-FR	S	Pts.
2014	Denver	16	2	62	2	64	1-3	2-0	13	2	2	0	0	0	0
CAREER TOTALS		16	2	62	2	64	1-3	2-0	13	2	2	0	0	0	0

ROBY'S POSTSEASON RECORD

Year	Club	G	S	UT	A	TT	S-Yds.	I-Yds.	PD	FF	FR	TD-Int.	TD-FR	S	Pts.
2014	Denver	1	0	2	0	2	0-0	1-2	1	0	0	0	0	0	0
CAREER TOTALS		1	0	2	0	2	0-0	1-2	1	0	0	0	0	0	0

ROBY'S SINGLE GAME HIGHS

(Postseason in parentheses)

Tackles — 9 vs. Buffalo, 12/7/14 (2 vs. Indianapolis, 1/11/12). **Interceptions** — 1, twice, last at Oakland, 11/9/14 (1 vs. Indianapolis, 1/11/12). **Interception return yards** — 0, twice, last at Oakland, 11/9/14 (2 vs. Indianapolis, 1/11/12). **Passes defended** — 3 vs. Indianapolis, 9/7/14 (1 vs. Indianapolis, 1/11/12). **Sacks** — 1 at N.Y. Jets, 10/12/14 (none). **Sack yards** — 3 at N.Y. Jets, 10/12/14 (none). **Forced fumbles** — 1, twice, last vs. Buffalo, 12/7/14 (none). **Fumble recoveries** — 1, twice, last at Kansas City, 11/30/14 (none).

BRADLEY ROBY'S CAREER GAME-BY-GAME


(Victories asterisked)

2014 DENVER (12-4)		TACKLES													
Date	Opponent	P/S	UT	A	TT	S-Yds.	I-Yds.	PD	FF	FR					
Sep 7	vs. Indianapolis*	P	7	0	7	0-0	0-0	3	0	1					
Sep 14	vs. Kansas City*	P	6	0	6	0-0	0-0	0	0	0					
Sep 21	at Seattle	P	5	0	5	0-0	0-0	0	0	0					
Oct 5	vs. Arizona*	P	2	0	2	0-0	0-0	1	0	0					
Oct 12	at N.Y. Jets*	P	3	0	3	1-3	0-0	2	0	0					
Oct 19	vs. San Francisco*	P	6	1	7	0-0	0-0	0	0	0					
Oct 23	vs. San Diego*	P	4	0	4	0-0	0-0	0	0	0					
Nov 2	at New England	P	2	0	2	0-0	1-0	2	1	0					
Nov 9	at Oakland*	P	4	0	4	0-0	1-0	2	0	0					
Nov 16	at St. Louis	P	1	0	1	0-0	0-0	0	0	0					
Nov 23	vs. Miami*	S	4	0	4	0-0	0-0	1	0	0					
Nov 30	at Kansas City*	S	1	0	1	0-0	0-0	0	0	1					
Dec 7	vs. Buffalo*	P	9	0	9	0-0	0-0	0	1	0					
Dec 14	at San Diego*	P	4	0	4	0-0	0-0	0	0	0					
Dec 22	at Cincinnati	P	1	1	2	0-0	0-0	0	0	0					
Dec 28	vs. Oakland*	P	3	0	3	0-0	0-0	2	0	0					
Regular Season Totals			16/2	62	2	64	1-3	2-0	13	2	2				
Jan 11	vs. Indianapolis†	P	2	0	2	0-0	1-2	1	0	0					
Postseason Totals			1/0	2	0	2	0-0	1-2	1	0	0				

†AFC Divisional Playoff Game

DID YOU KNOW?

The Broncos have started a season with a 3-0 or better record 12 times in club history, including eight times in the last 19 seasons (since 1996).



EMMANUEL SANDERS

10

WIDE RECEIVER



5-11 • 180 • 6TH YR. • SOUTHERN METHODIST

BORN: March 17, 1987, in Bellville, Texas

HIGH SCHOOL: Bellville (Texas) High School

ACQUIRED: Unrestricted Free Agent (Pittsburgh), 2014

NFL YEAR: 6th • YEAR WITH BRONCOS: 2nd

NFL GAMES PLAYED/STARTED: 72/34 • POSTSEASON GP/GS: 5/1

SANDERS AT A GLANCE:

- A sixth-year player who saw action in 72 regular-season games (34 starts) during his first five NFL seasons with Pittsburgh (2010-13) and Denver (2014), totaling 262 receptions for 3,434 yards (13.1 avg.) with 20 touchdowns during that span.
- Earned his first career Pro Bowl selection following his initial season with the Broncos in 2014 after ranking fifth in the NFL in receptions (101) and receiving yards (1,404)—figures that ranked fifth and fourth, respectively, in league history among players with a new team.
- Totaled nine scoring catches, seven 100-yard receiving games and 16 catches of 25-plus yards (second most in the NFL) in 2014.
- Combined with teammate Demaryius Thomas (111-1,619) to record the most receiving yards (3,023) and tie for the most receptions (212) by an offensive tandem in the NFL in 2014—marking the second time a pair of Broncos teammates posted 100-plus receptions in the same season.
- Owns 1,070 career kickoff return yards on 44 attempts (24.3 avg.) and is one of just four NFL players since he entered the league in 2010 to post at least 3,000 yards receiving and 1,000 yards on kickoff returns.
- Named AFC Special Teams Player of the Week during his rookie season in 2010 after posting two kickoff returns of 35-plus yards, including a 37-yarder that set up the Steelers' game-winning field goal at Miami (10/24/10).
- Finished his collegiate career at Southern Methodist University as the school's all-time leader in career receptions (235), receiving yards (3,791), receiving touchdowns (34) and 100-yard receiving games (16).
- Joined the Broncos as an unrestricted free agent (Pittsburgh) on March 16, 2014.
- Selected by Pittsburgh in the third round (82nd overall) of the 2010 NFL Draft.

CAREER TRANSACTIONS: Signed by Pittsburgh as a draft choice 6/14/10; Signed by Denver as an unrestricted free agent 3/16/14.



2014: Sanders started all 16 games and earned his first career Pro Bowl selection after setting career-highs in receptions (101), receiving yards (1,404) and touchdowns (9)... Recorded 16 catches of 25-plus yards, the second-best mark in the NFL in 2014... Ranked fourth and fifth, respectively, in NFL history for receiving yardage and reception totals for players in their first year with a new team... Combined with Demaryius Thomas (111) to become just the second 100-catch duo in franchise history (Rod Smith/Ed McCaffrey, 2000)... Registered seven 100-yard receiving games... Notched his first career 100-yard game vs. K.C. (9/14)... Had 11 receptions for 149 yards at Sea. (9/21) with eight of those receptions converting for first downs... Hauled in his first touchdown as a Bronco vs. S.F. (10/19)... Totaled nine receptions for 120 yards (13.3 avg.) and a career-high three touchdowns, which tied a team record, vs. S.D. (10/23)... Posted his fifth 100-yard receiving game of the season (10 rec. for a career-high 151 yds.) at N.E. (11/2) to become just the third Bronco (WR Rod Smith, 2000; WR Brandon Lloyd, 2010) to record at least five 100-yard receiving games through the team's first eight contests... Recorded his second career multi-touchdown game (5-67, 2 TDs) and his second such

SANDERS A KEY ADDITION IN 2014

MOST REC. YDS. WITH A NEW TEAM. NFL HISTORY

Player	Year	No.
1. Brandon Marshall, Chi.	2012	1,508
2. Randy Moss, N.E.	2007	1,493
3. Santana Moss, Was.	2005	1,483
4. Emmanuel Sanders, Den.	2014	1,404
5. Henry Ellard, Was.	1994	1,397

MOST REC. WITH A NEW TEAM. NFL HISTORY

Player	Year	No.
1. Brandon Marshall, Chi.	2012	118
2. Randy Moss, N.E.	2007	112
3. Terance Mathis, Atl.	1994	111
4. Eric Metcalf, Atl.	1995	104
5. Emmanuel Sanders, Den.	2014	101

SANDERS AMONG NFL RECEIVING LEADERS IN 2014

MOST RECEPTIONS, NFL, 2014

Player	Team	No.
1. Antonio Brown	Pit.	129
2. Demaryius Thomas	Den.	111
3. Julio Jones	Atl.	104
4. Matt Forte	Chi.	102
5. Emmanuel Sanders	Den.	101

MOST RECEIVING YARDS, NFL, 2014

Player	Team	No.
1. Antonio Brown	Pit.	1,698
2. Demaryius Thomas	Den.	1,619
3. Julio Jones	Atl.	1,593
4. Jordy Nelson	Den.	1,519
5. Emmanuel Sanders	Den.	1,404

performance in three games at Oak. (11/9)... Notched his sixth 100-yard receiving game (5-102) before leaving the game with a concussion sustained in the third quarter at Stl. (11/16)... Made his first career postseason start in the AFC Divisional Playoff Game vs. Ind. (1/11) and finished with seven catches for 46 yards (6.6 avg.).

2013: Sanders played all 16 games for the second consecutive season and started 10 contests while finishing with 67 receptions, 740 receiving yards and six touchdowns... Totaled four catches of 40-plus yards, including a career-long 55-yard touchdown reception at NYJ (10/13)... Returned 10 kickoffs for 268 yards (26.8 avg.)... Made seven catches in the Steelers' regular-season opener vs. Ten. (9/8) to surpass 100 career receptions... Ran for a two-point conversion at Oak. (10/27)... Caught a touchdown in three consecutive contests (Games 11-13).

2012: Sanders appeared in all 16 regular-season games for the Steelers and registered 44 receptions for 626 yards (14.2 avg.) with one touchdown... Converted first downs on 15-of-18 third-down catches... Added nine punt returns for 93 yards (10.3 avg.) on special teams.

2011: Sanders saw action in 11 regular-season games and totaled 22 catches for 288 yards (13.1 avg.) with two touchdowns... Missed five games with knee and foot injuries... Led the Steelers with six receptions for 81 yards (13.5 avg.) in Pittsburgh's AFC Wild Card Game at Den. (8/18).

2010: Selected by Pittsburgh in the third round (82nd overall) of the 2010 NFL Draft, Sanders played in 13 regular-season games (1 start) for the Steelers and finished his rookie season with 28 receptions for 376 yards (13.4 avg.) with two touchdowns... Served as the club's primary kickoff returner and totaled 628 yards on 25 returns (25.1 avg.)... Appeared in all three postseason contests for the Steelers and contributed seven catches for 91 yards (13.0 avg.)... Caught his first career touchdown pass vs. N.E. (11/14)... Started his first career game in Pittsburgh's regular-season finale at Cle. (1/2)... Contributed two catches for 17 yards (8.5 avg.) in Super Bowl XLV vs. G.B. (2/6) before leaving the game with a foot injury.

COLLEGE: Sanders finished his collegiate career as Southern Methodist University's all-time career leader in receptions (235), receiving yards (3,791), receiving touchdowns (34) and 100-yard receiving games (16) as he topped the 600-yard mark in all four seasons on campus... Named first-team All-Conference USA following his senior year when he set single-season school records with 98 catches for 1,339 yards (13.7 avg.) to go along with seven touchdowns.

PERSONAL: Sanders was an all-district running back, wide receiver and safety at Bellville (Texas) High School, where he was named Team MVP and Tri-County Offensive Player of the Year following his senior campaign... Emmanuel Sanders was born on March 17, 1987.

SANDERS' REGULAR SEASON RECORD

Year	Club	G	S	No.	RECEIVING				TD	KICKOFF RETURNS				No.	PUNT RETURNS				TD
					Yds.	Avg.	LG	TD		No.	Yds.	Avg.	LG		FC	Yds.	Avg.	LG	
2010	Pittsburgh	13	1	28	376	13.4	35	2	25	628	25.1	48	0	4	1	60	15.0	38	0
2011	Pittsburgh	11	0	22	288	13.1	32	2	5	93	18.6	25	0	3	0	22	7.3	10	0
2012	Pittsburgh	16	7	44	626	14.2	37	1	1	27	27.0	27	0	9	9	93	10.3	63	0
2013	Pittsburgh	16	10	67	740	11.0	55t	6	10	268	26.8	46	0	0	0	0	0.0	—	0
2014	Denver	16	16	101	1,404	13.9	48	9	3	54	18.0	22	0	1	1	11	11.0	11	0
CAREER TOTALS		72	34	262	3,434	13.1	55t	20	44	1,070	24.3	48	0	17	11	186	10.9	63	0

ADDITIONAL STATISTICS: Special-teams tackles — 2010 (12), 2011 (2), TOTAL (14). Miscellaneous Tackles — 2014 (1), TOTAL (1). Special-teams fumbles — 2010 (1 FF), 2011 (1 FR), TOTAL (1 FF, 1 FR). Rushing — 2012 (1 for 4 yds.), 2013 (1 for 25 yds.), 2014 (8 for 44 yds.), TOTAL (10 for 73 yds., 7.3 avg., 25 LG). Completed a 15-yard pass vs. Seattle (9/18/11). Sacked for a loss of seven yards on a pass attempt vs. Washington (10/28/12). Ran for a two-point conversion at Oakland (10/27/13).

SANDERS' POSTSEASON RECORD

Year	Club	G	S	No.	RECEIVING				TD	KICKOFF RETURNS				No.	PUNT RETURNS				TD
					Yds.	Avg.	LG	TD		No.	Yds.	Avg.	LG		FC	Yds.	Avg.	LG	
2010	Pittsburgh	3	0	7	91	13.0	12	0	0	0	0.0	—	0	0	0	0	0.0	—	0
2011	Pittsburgh	1	0	6	81	13.5	18	0	0	0	0.0	—	0	0	0	0	0.0	—	0
2014	Denver	1	1	7	46	6.6	17	0	0	0	0.0	—	0	0	0	0	0.0	—	0
CAREER TOTALS		5	1	20	218	10.9	20	0	0	0	0.0	—	0	0	0	0	0.0	—	0

ADDITIONAL STATISTICS: Special-teams tackles — 2010 (5), TOTAL (5).

SANDERS' SINGLE-GAME HIGHS

(Postseason in parentheses)

Receptions — 11 at Seattle, 9/21/14 (7 vs. Indianapolis, 1/11/15). **Receiving yards** — 151 at New England, 11/2/14 (81 at Denver, 1/8/12). **Longest reception** — 55t at N.Y. Jets, 10/13/13 (20 vs. N.Y. Jets, 1/23/11). **Receiving touchdowns** — 3 vs. San Diego, 10/23/14 (none). **Kick returns** — 6 vs. New England, 11/14/10 (none). **Kick return yards** — 156 vs. New England, 11/14/10 (none). **Longest kick return** — 48 at Miami, 10/24/10 (none). **Punt returns** — 3, three times, last at Cleveland, 11/25/12 (none). **Punt return yards** — 76 at N.Y. Giants, 11/4/12 (none). **Longest punt return** — 63 at N.Y. Giants, 11/4/12 (none).

SANDERS' 100-YARD RECEIVING GAMES (7)

*denotes win (Sanders' teams are 4-3 when he records 100 or more yards receiving in a game.)

Date	Opponent	No.	Yds.	Avg.	LG	TD
9/14/14	vs. Kansas City*	8	108	13.5	48	0
9/21/14	at Seattle	11	149	13.5	42	0
10/5/14	vs. Arizona*	7	101	14.4	30	0
10/23/14	vs. San Diego*	9	120	13.3	38	3
11/2/14	at New England	10	151	15.1	28	0
11/16/14	at St. Louis	5	102	20.4	42t	1
11/23/14	vs. Miami*	9	125	13.9	35	0

EMMANUEL SANDERS' CAREER GAME-BY-GAME

(Victories asterisked)

2010 PITTSBURGH (12-4)			RECEIVING					KICK RETURNS					PUNT RETURNS					
Date	Opponent	P/S	No.	Yds.	Avg.	LG	TD	No.	Yds.	Avg.	LG	TD	No.	FC	Yds.	Avg.	LG	TD
Sep 12	vs. Atlanta*	P	0	0	0.0	—	0	1	23	23.0	23	0	0	0	0	0.0	—	0
Games 2-4																		
Oct 17	vs. Cleveland*	P	2	37	18.5	22	0	2	38	19.0	21	0	0	0	0	0.0	—	0
Oct 24	at Miami*	P	1	18	18.0	18	0	5	144	28.8	48	0	0	0	0	0.0	—	0
Oct 31	at New Orleans	P	1	21	21.0	21	0	3	98	32.7	41	0	1	0	38	38.0	38	0
Nov 8	at Cincinnati*	P	0	0	0.0	—	0	4	88	22.0	30	0	1	0	0	0.0	—	0
Nov 14	vs. New England	P	5	41	8.2	11	1	6	156	26.0	34	0	2	0	22	11.0	12	0
Nov 21	vs. Oakland*	P	2	35	17.5	22t	1	0	0	0.0	—	0	0	0	0	0.0	—	0
Nov 28	at Buffalo*	P	2	27	13.5	16	0	4	81	20.3	25	0	0	0	0	0.0	—	0
Dec 5	at Baltimore*	P	3	49	16.3	28	0	0	0	0.0	—	0	0	0	0	0.0	—	0
Dec 12	vs. Cincinnati*	P	0	0	0.0	—	0	0	0	0.0	—	0	0	0	0	0.0	—	0
Dec 19	vs. N.Y. Jets	P	7	78	11.1	29	0	0	0	0.0	—	0	0	0	0	0.0	—	0
Dec 23	vs. Carolina*	P	4	54	13.5	35	0	0	0	0.0	—	0	0	0	0	0.0	—	0
Jan 2	at Cleveland*	S	1	16	16.0	16	0	0	0	0.0	—	0	0	0	0	0.0	—	0
Regular Season Totals		13/1	28	376	13.4	35	2	25	628	25.1	48	0	4	1	60	15.0	38	0
Jan 15	vs. Baltimore*†	P	4	54	13.5	17	0	0	0	0.0	—	0	0	0	0	0.0	—	0
Jan 23	vs. N.Y. Jets*‡	P	1	20	20.0	20	0	0	0	0.0	—	0	0	0	0	0.0	—	0
Feb 6	vs. Green Bay§	P	2	17	8.5	13	0	0	0	0.0	—	0	0	0	0	0.0	—	0
Postseason Totals		3/0	7	91	13.0	12	0	0	0	0.0	—	0	0	0	0	0.0	—	0
†AFC Divisional Playoff Game; ‡AFC Championship Game; §Super Bowl XLV																		

†AFC Divisional Playoff Game; ‡AFC Championship Game; §Super Bowl XLV

2011 PITTSBURGH (12-4)			RECEIVING					KICK RETURNS					PUNT RETURNS						
Date	Opponent	P/S	No.	Yds.	Avg.	LG	TD	No.	Yds.	Avg.	LG	TD	No.	FC	Yds.	Avg.	LG	TD	
Sep 11	at Baltimore	P	2	20	10.0	11t	1	0	0	0.0	—	0	0	0	0	0.0	—	0	
Sep 18	vs. Seattle*	P	2	44	22.0	30	0	0	0	0.0	—	0	2	0	8	4.0	8	0	
Sep 25	at Indianapolis*	P	2	21	10.5	18	0	0	0	0.0	—	0	0	0	0	0.0	—	0	
Oct 2	at Houston	P	1	10	10.0	10	0	0	0	0.0	—	0	1	0	10	10.0	10	0	
Oct 9	vs. Tennessee*	P	0	0	0.0	—	0	0	0	0.0	—	0	0	0	0	0.0	—	0	
Oct 16	vs. Jacksonville*	P	1	32	32.0	32	0	0	0	0.0	—	0	0	0	0	0.0	—	0	
Oct 23	at Arizona*	P	5	46	9.2	20	1	0	0	0.0	—	0	0	0	0	0.0	—	0	
Oct 30	vs. New England	P	5	70	14.0	26	0	0	0	0.0	—	0	0	0	0	0.0	—	0	
Nov 6	vs. Baltimore																		
Nov 13	at Cincinnati*																		
Nov 27	at Kansas City*	P	2	25	12.5	13	0	4	77	19.3	25	0	0	0	0	0.0	—	0	
Dec 4	vs. Cincinnati*	P	1	6	6.0	6	0	1	16	16.0	16	0	0	0	0	0.0	—	0	
Games 13-15																			
Jan 1	at Cleveland*	P	1	14	14.0	14	0	0	0	0.0	—	0	0	0	0	0.0	—	0	
Regular Season Totals			11/0	22	288	13.1	32	2	5	93	18.6	25	0	3	0	22	7.3	10	0
Jan 8	at Denver§	P	6	81	13.5	18	0	0	0	0.0	—	0	0	0	0	0.0	—	0	
Postseason Totals			1/0	6	81	13.5	18	0	0	0	0.0	—	0	0	0	0	0.0	—	0
AFC Wild Card Game																			

§AFC Wild Card Game

2012 PITTSBURGH (8-8)			RECEIVING					KICK RETURNS					PUNT RETURNS						
Date	Opponent	P/S	No.	Yds.	Avg.	LG	TD	No.	Yds.	Avg.	LG	TD	No.	FC	Yds.	Avg.	LG	TD	
Sep 9	at Denver	P	4	55	13.8	17	0	1	27	27.0	27	0	0	0	0	0.0	—	0	
Sep 16	vs. N.Y. Jets*	P	3	33	11.0	19	0	0	0	0.0	—	0	0	0	0	0.0	—	0	
Sep 23	at Oakland	P	3	33	11.0	21	0	0	0	0.0	—	0	0	0	0	0.0	—	0	
Oct 7	vs. Philadelphia*	P	3	22	7.3	12	0	0	0	0.0	—	0	0	0	0	0.0	—	0	
Oct 11	at Tennessee	P	4	43	10.8	22	0	0	0	0.0	—	0	0	0	0	0.0	—	0	
Oct 21	at Cincinnati*	S	2	40	20.0	31	0	0	0	0.0	—	0	0	0	0	0.0	—	0	
Oct 28	vs. Washington*	S	3	56	18.7	27	0	0	0	0.0	—	0	0	0	0	0.0	—	0	
Nov 4	at N.Y. Giants*	P	2	20	10.0	16	1	0	0	0.0	—	0	3	0	76	25.3	63	0	
Nov 12	vs. Kansas City*	S	2	30	15.0	31	0	0	0	0.0	—	0	0	0	0	0.0	—	0	
Nov 18	vs. Baltimore	S	3	82	27.3	37	0	0	0	0.0	—	0	3	3	12	4.0	7	0	
Nov 25	at Cleveland	S	5	75	15.0	27	0	0	0	0.0	—	0	3	6	5	1.7	8	0	
Dec 2	at Baltimore*	S	5	60	12.0	21	0	0	0	0.0	—	0	0	0	0	0.0	—	0	
Dec 9	vs. San Diego	S	2	36	18.0	31	0	0	0	0.0	—	0	0	0	0	0.0	—	0	
Dec 16	at Dallas	P	0	0	0.0	—	0	0	0	0.0	—	0	0	0	0	0.0	—	0	
Dec 23	vs. Cincinnati	P	1	13	13.0	13	0	0	0	0.0	—	0	0	0	0	0.0	—	0	
Dec 30	vs. Cleveland*	P	2	28	14.0	16	0	0	0	0.0	—	0	0	0	0	0.0	—	0	
Regular Season Totals			16/7	44	626	14.2	37	1	1	27	27.0	27	0	9	9	93	10.3	63	0

2013 PITTSBURGH (8-8)			RECEIVING					KICK RETURNS					PUNT RETURNS					
Date	Opponent	P/S	No.	Yds.	Avg.	LG	TD	No.	Yds.	Avg.	LG	TD	No.	FC	Yds.	Avg.	LG	TD
Sep 8	vs. Tennessee	S	7	57	8.1	20	0	0	0	0.0	—	0	0	0	0	0.0	—	0
Sep 16	at Cincinnati	S	5	78	15.6	43	0	0	0	0.0	—	0	0	0	0	0.0	—	0
Sep 22	vs. Chicago	S	4	39	9.8	22	0	0	0	0.0	—	0	0	0	0	0.0	—	0
Sep 29	at Minnesota	P	4	57	14.3	36	0	0	0	0.0	—	0	0	0	0	0.0	—	0
Oct 13	at N.Y. Jets*	P	3	70	23.3	55t	1	0	0	0.0	—	0	0	0	0	0.0	—	0
Oct 20	vs. Baltimore*	P	1	7	7.0	7	0	1	44	44.0	44	0	0	0	0	0.0	—	0
Oct 27	at Oakland	S	7	88	12.6	33	1	0	0	0.0	—	0	0	0	0	0.0	—	0
Nov 3	at New England	S	6	98	16.3	42	0	1	19	19.0	19	0	0	0	0	0.0	—	0
Nov 10	vs. Buffalo*	P	4	13	3.3	9	0	0	0	0.0	—	0	0	0	0	0.0	—	0
Nov 17	vs. Detroit*	S	1	2	2.0	2	0	0	0	0.0	—	0	0	0	0	0.0	—	0
Nov 24	at Cleveland*	S	6	52	8.7	14	1	0	0	0.0	—	0	0	0	0	0.0	—	0
Nov 28	at Baltimore	P	6	43	7.2	15	1	2	48	24.0	26	0	0	0	0	0.0	—	0
Dec 8	vs. Miami	S	4	65	16.3	21	1	5	103	20.6	26	0	0	0	0	0.0	—	0
Dec 15	vs. Cincinnati*	P	5	38	7.6	21	0	0	0	0.0	—	0	0	0	0	0.0	—	0
Dec 22	at Green Bay*	S	2	7	3.5	6	1	1	54	54.0	54	0	0	0	0	0.0	—	0
Dec 29	vs. Cleveland*	S	2	26	13.0	17	0	0	0	0.0	—	0	0	0	0	0.0	—	0
Regular Season Totals			16/10	67	740	11.0	55t	6	10	268	26.8	46	0	0	0	0.0	—	0

2014 DENVER (12-4)			RECEIVING					KICK RETURNS					PUNT RETURNS						
Date	Opponent	P/S	No.	Yds.	Avg.	LG	TD	No.	Yds.	Avg.	LG	TD	No.	FC	Yds.	Avg.	LG	TD	
Sep 7	Indianapolis*	S	6	77	12.8	40	0	0	0	0.0	—	0	0	0	0	0.0	—	0	
Sep 14	vs. Kansas City*	S	8	108	13.5	48	0	0	0	0.0	—	0	0	0	0	0.0	—	0	
Sep 21	at Seattle	S	11	149	13.5	42	0	1	22	22.0	22	0	0	0	0	0.0	—	0	
Oct 5	vs. Arizona*	S	7	101	14.4	30	0	0	0	0.0	—	0	0	0	0	0.0	—	0	
Oct 12	at N.Y. Jets*	S	3	38	12.7	20	0	0	0	0.0	—	0	0	0	0	0.0	—	0	
Oct 19	vs. San Francisco*	S	3	41	13.7	20	1	0	0	0.0	—	0	0	0	0	0.0	—	0	
Oct 23	vs. San Diego*	S	9	120	13.3	38	3	0	0	0.0	—	0	0	0	0	0.0	—	0	
Nov 2	at New England	S	10	151	15.1	28	0	1	13	13.0	13	0	0	0	0	0.0	—	0	
Nov 9	at Oakland*	S	5	67	13.4	32t	2	0	0	0.0	—	0	0	0	0	0.0	—	0	
Nov 16	at St. Louis	S	5	102	20.4	42t	1	0	0	0.0	—	0	0	0	0	0.0	—	0	
Nov 23	vs. Miami*	S	9	125	13.9	35	0	0	0	0.0	—	0	0	0	0	0.0	—	0	
Nov 30	at Kansas City*	S	6	73	12.2	23	0	0	0	0.0	—	0	0	0	0	0.0	—	0	
Dec 7	vs. Buffalo*	S	4	56	14.0	37	0	0	0	0.0	—	0	0	0	0	0.0	—	0	
Dec 14	at San Diego*	S	3	53	17.7	33	0	0	0	0.0	—	0	1	1	11	11.0	11	0	
Dec 22	at Cincinnati	S	6	70	11.7	33	2	1	19	19.0	19	0	0	0	0	0.0	—	0	
Dec 28	vs. Oakland*	S	6	73	12.2	31	0	0	0	0.0	—	0	0	0	0	0.0	—	0	
Regular Season Totals			16/16	1011	14.04	13.9	48	9	3	54	18.0	22	0	1	1	11	11.0	11	0
Jan 11	vs. Indianapolis†	S	7	46	6.6	17	0	0	0	0.0	—	0	0	0	0	0.0	—	0	0
Postseason Totals			1/1	7	46	6.6	17	0	0	0	0.0	—	0	0	0	0	0.0	—	0

†AFC Divisional Playoff Game



MICHAEL SCHOFIELD

79

OFFENSIVE TACKLE

6-6 • 301 • 2ND • MICHIGAN

BORN: Nov. 15, 1990, in Orland Park, Ill.

HIGH SCHOOL: Carl Sandburgh High School, Orland Park, Ill.

ACQUIRED: Draft #3 (95th overall), 2014

NFL YEAR: 2nd • YEAR WITH BRONCOS: 2nd

NFL GAMES PLAYED/STARTED: 0/0



SCHOFIELD AT A GLANCE:

- A second-year player who spent his entire rookie season in 2014 on Denver's active roster but did not see any game action.
- Appeared in all 52 possible games during his career at the University of Michigan, making 26 starts at right tackle and opening another 10 contests at left guard.
- Delivered 31 touchdown-resulting blocks for the Wolverines' rushing attack during his three seasons (2011-13) as a starter along the offensive line.
- Received second-team All-Big Ten Conference recognition from the *NFL Draft Report* in 2013 after starting all 13 games for Michigan and helping the team rank second in the league with just 17 sacks allowed on the season.
- Selected by the Broncos in the third round (95th overall) of the 2014 NFL Draft.

CAREER TRANSACTIONS: Signed by Denver as a draft choice 6/3/14.



2014: Selected by the Broncos in the third round (95th overall) of the 2014 NFL Draft, Schofield spent his entire rookie year on Denver's active roster but did not see any game action.

COLLEGE: Schofield appeared in all 52 possible games during his career at the University of Michigan, making 26 starts at right tackle and opening another 10 contests at left guard... Delivered 31 touchdown-resulting blocks for the Wolverines' rushing attack during his three seasons (2011-13) as a starter... Named second-team All-Big Ten Conference from *NFL Draft Report* after starting all 13 games at right tackle as senior and helping the Wolverines rank second in the Big Ten Conference with just 17 sacks allowed on the season... Posted 67 knockdowns and 10 touchdown-resulting blocks during his senior campaign... Started all 13 games at right tackle for the Wolverines his junior year and tallied 84 knockdowns to go along with 11 touchdown-resulting blocks... Opened 10-of-13 games at left guard his sophomore year for the Sugar Bowl-champion Wolverines... Blocked for a rushing offense that ranked second in the Big Ten (13th in the nation) with 221.9 yards per game and featured a pair of 1,000-yard rushers (Dennard Robinson and Fitzgerald Toussaint)... Appeared in all 13 games for Michigan as a redshirt freshman.

PERSONAL: Schofield attended Carl Sandburgh High School in Orland Park, Ill., where he was a three-year starter at offensive tackle... Allowed zero sacks as a senior team captain and was named the offense's most valuable player while also pacing the defense with 83 tackles... Majored in physical education at Michigan... Earned the Wolverines' Athletic Achievement Award during his redshirt season in 2009... Last name is pronounced SKO-field... Michael Ross Schofield III was born on Nov. 15, 1990, in Orland Park, Ill.

SCHOFIELD'S REGULAR SEASON RECORD

Year	Club	G	S
2014	Denver	0	0
CAREER TOTALS		0	0



ANTONIO SMITH

90

DEFENSIVE END

6-3 • 290 • 12TH YR. • OKLAHOMA STATE

BORN: Oct. 21, 1981, in Oklahoma City

HIGH SCHOOL: John Marshall High School, Oklahoma City

ACQUIRED: Free Agent, 2015

NFL YEAR: 12th • **YEAR WITH BRONCOS:** 1st

NFL GAMES PLAYED/STARTED: 156/133 • **POSTSEASON GP/GS:** 8/7



SMITH AT A GLANCE:

- A 12th-year defensive lineman who appeared in 156 regular-season games (133 starts) and eight postseason contests (7 starts) while making one Pro Bowl in his first 11 NFL seasons with Arizona (2004-08), Houston (2009-13) and Oakland (2014).
- Totaled 319 tackles (231 solo), 44.5 sacks (277.5 yds.), eight passes defended, 11 forced fumbles and 11 fumble recoveries in his first 11 seasons in the league.
- Missed just one contest during the last nine seasons (2006-14) with his 143 regular-season games played during that span tied for the most among active NFL defensive players.
- Selected to his first career Pro Bowl in 2011 after posting 6.5 sacks (44.5 yds.) in addition to 25 tackles (19 solo) for the NFL's No. 2-ranked defensive unit (285.7 ypg).
- Represents one of only eight NFL players to produce multiple sacks in every season since 2005.
- Received the inaugural Craig Long Pride and Poise Award in 2014, presented to the Oakland Raiders player who best exemplifies professionalism with the local media.
- Named All-NFL Europe while playing with the Hamburg Sea Devils in the spring of 2005.
- Totaled 60 tackles (30 solo), including 8.5 sacks and 13 stops for loss, in two years at Oklahoma State University (2002-03) after transferring from Northeastern Oklahoma A&M College.
- Joined the Broncos as a free agent on April 6, 2015.
- Selected by Arizona in the fifth round (135th overall) of the 2004 NFL Draft.

CAREER TRANSACTIONS: Signed by Arizona as a draft choice 4/25/04; Waived by Arizona 9/5/04; Signed by Arizona (practice squad) 9/6/04; Signed by Arizona (active roster) 12/15/04; Waived by Arizona 9/4/05; Signed by Arizona (practice squad) 9/8/05; Signed by Arizona (active roster) 10/6/05; Signed by Houston as an unrestricted free agent 3/1/09; Signed by Oakland as an unrestricted free agent 3/14/14; Released by Oakland 3/31/15; Signed by Denver 4/6/15.



2014: Smith started all 16 games for the Raiders and posted 36 tackles (19 solo), three sacks (15 yds.) and one forced fumble... Received the inaugural Craig Long Pride and Poise Award, presented to the Raiders player who best exemplifies professionalism with the local media... Registered his sixth career multi-sack game (2-7) vs. S.F. (12/7).

2013: Smith started all 15 games played for Houston, finishing with 30 tackles (22 solo), five sacks (29.5) and one forced fumble... Tallied 2.5 sacks (12 yds.) in his first three games of the season... Notched his first career multi-sack game (2-13) vs. Ind. (11/3).

2012: Smith started all 16 games for the third consecutive season and recorded a career-best seven sacks (51 yds.) to go along with 30 tackles (23 solo), three passes defended, two forced fumbles and one fumble recovery... Posted three solo tackles in two postseason starts for the Texans... Registered his fourth career multi-sack game (2-17) vs. Bal. (10/21)... Collected his career-best seventh sack (7 yds.) of the season at Ind. (12/30).

2011: Smith was selected to his first career Pro Bowl after starting all 16 games and finishing with 25 tackles (19 solo), 6.5 sacks (44.5 yds.), two passes defended and one forced fumble... Opened two postseason games and collected eight tackles (7 solo) and one sack (8 yds.)... Started the season with at least a half sack in Houston's first five games (4.5-29.5)... Recorded the third multi-sack game (2-15) of his career vs. Ten. (1/1)... Notched one sack (8 yds.) and a postseason-best five solo tackles in Houston's AFC Wild Card Playoff Game vs. Cin. (1/7).

2010: Smith started all 16 games for the first time in his career, registering 38 tackles (23 solo), four sacks (28 yds.), two passes defended and one forced fumble for Houston... Tallied his second career multi-sack game (2-12) at Oak. (10/3).

2009: Smith started 15-of-16 games played in his first season with the Texans and recorded 34 tackles (26 solo), 4.5 sacks (25.5 yds.), one pass defended, two forced fumbles and two fumble recoveries... Recovered a fumble and made three solo tackles in his Texans debut vs. NYJ (9/13).

2008: Smith played all 16 games (10 starts) for the third consecutive season for Arizona, finishing the regular season with 41 tackles (31 solo), 3.5 sacks (24 yds.), two forced fumbles and three fumble recoveries... Played all four (3 starts) of the Cardinals' postseason contests, totaling eight tackles (7 solo), two sacks (10 yards), one forced fumble and one fumble recovery... Recorded one sack (3 yds.) in Arizona's NFC Wild Card Game vs. Atl. (1/3)... Started his first postseason game and tallied one sack (7 yds.) in Arizona's NFC Divisional Game at Car. (1/10)... Started and notched two tackles in Arizona's Super Bowl XLII loss vs. Pit. (2/1).

2007: Smith started 13-of-16 games played for Arizona, finishing with a career-best 44 tackles (37 solo), 5.5 sacks (35 yds.), one forced fumble and three fumble recoveries... Registered 3.5 sacks (20 yds.) through Games 1-5, which bested his previous career-high for a single season... Posted a career-high six tackles (4 solo) at Bal. (9/23)... Recovered his first career forced fumble vs. Det. (11/11).

2006: Smith played all 16 games for the first time in his career, registering 25 tackles (15 solo), 2.5 sacks (9 yds.) and two fumble recoveries for the Cardinals... Recovered his first career fumble vs. Stl. (9/24)... Totaled a season-high five tackles (2 solo) vs. Den. (12/17).

2005: Smith appeared in 11 games (8 starts), totaling 16 solo tackles and three sacks (16 yds.)... Named an All-NFL Europe selection playing for the Hamburg Sea Devils in the spring... Spent the first four weeks of the NFL season competing on Arizona's practice squad... Made his first career tackle vs. Sea. (11/6)... Made his first NFL start at Det. (11/13)... Tallied his first two career sacks (11 yds.) vs. Hou. (12/18).

2004: Selected by Arizona in the fifth round (135th overall) of the 2004 NFL Draft, Smith played two games after spending the first 13 weeks of his rookie year on the practice squad... Made his NFL debut vs. Stl. (12/19).

COLLEGE: Smith was a two-year starter at Oklahoma State University (2002-03) after transferring from Northeastern Oklahoma A&M College... Totaled 60 tackles (30 solo), 8.5 sacks, 13 tackles for loss and three passes defended in his two years with the Cowboys... Garnered All-Big 12 Conference honorable-mention honors after his junior and senior seasons... Finished his senior season with 29 tackles (14 solo), five sacks, seven tackles for loss and one pass defended before missing the rest of the season with a leg injury.

PERSONAL: Smith attended John Marshall High School in Oklahoma City, where he was named honorable mention all-city and all-state following his senior year... Began playing football in the ninth grade... Lettered in track and earned all-city in shot put... Antonio Smith was born on Oct. 21, 1981, in Oklahoma City.

SMITH'S REGULAR SEASON RECORD

Year	Club	G	S	UT	A	TT	S-Yds.	I-Yds.	PD	FF	FR	TD-Int.	TD-FR	S	Pts.
2004	Arizona	2	0	0	0	0	0-0	0-0	0	0	0	0-0	0-0	0	0
2005	Arizona	11	8	16	0	16	3-16	0-0	0	0	0	0-0	0-0	0	0
2006	Arizona	16	8	15	10	25	2.5-9	0-0	0	0	2	0-0	0-0	0	0
2007	Arizona	16	13	37	7	44	5.5-35	0-0	0	1	3	0-0	0-0	0	0
2008	Arizona	16	10	31	10	41	3.5-24	0-0	0	2	3	0-0	0-0	0	0
2009	Houston	16	15	26	8	34	4.5-25.5	0-0	1	2	2	0-0	0-0	0	0
2010	Houston	16	16	23	15	38	4.0-28	0-0	2	1	0	0-0	0-0	0	0
2011	Houston	16	16	19	6	25	6.5-44.5	0-0	2	1	0	0-0	0-0	0	0
2012	Houston	16	16	23	7	30	7.0-51	0-0	3	2	1	0-0	0-0	0	0
2013	Houston	15	15	22	8	30	5-29.5	0-0	0	1	0	0-0	0-0	0	0
2014	Oakland	16	16	19	17	36	3-15	0-0	0	1	0	0-0	0-0	0	0
CAREER TOTALS		156	133	231	88	319	44.5-277	0-0	8	11	11	0-0	0-0	0	0

SMITH'S POSTSEASON RECORD

Year	Club	G	S	UT	A	TT	S-Yds.	I-Yds.	PD	FF	FR	TD-Int.	TD-FR	S	Pts.
2008	Arizona	4	3	7	1	8	2-10	0-0	0	1	1	0-0	0-0	0	0
2011	Houston	2	2	7	1	8	1-8	0-0	0	0	0	0-0	0-0	0	0
2012	Houston	2	2	3	0	3	0-0	0-0	0	0	0	0-0	0-0	0	0
CAREER TOTALS		8	7	17	2	19	3-18	0-0	0	1	1	0-0	0-0	0	0

SMITH'S SINGLE-GAME HIGHS

(Postseason in parentheses)

Tackles — 6 at Baltimore, 9/23/07 (5 vs. Cincinnati, 1/7/12). **Sacks** — 2, six times, last vs. San Francisco, 12/7/14 (1, three times, last vs. Cincinnati, 1/7/12). **Sack yards** — 17 vs. Baltimore, 10/21/12 (8 vs. Cincinnati, 1/7/12). **Forced fumbles** — 1, 11 times, last vs. Buffalo, 12/21/14 (1 at Carolina, 1/10/09). **Fumble recoveries** — 1, 11 times, last at Tennessee, 12/2/12 (1 at Carolina, 1/10/09). **Pass breakups** — 2 vs. Jacksonville, 11/18/12 (none).

SMITH'S MULTIPLE-SACK GAMES (6)

*denotes win (Smith's teams are 3-3 when he records multiple sacks in a game.)

Date	Opponent	S-Yds.	Date	Opponent	S-Yds.
12/18/2005	at Houston	2-11	10/21/2012	vs. Baltimore*	2-17
10/3/2010	at Oakland*	2-12	11/3/2013	vs. Indianapolis	2-13
1/1/2012	vs. Tennessee	2-15	12/7/2014	vs. San Francisco*	2-7

SMITH'S SACKS BY QUARTERBACK

Figures in *italics* include postseason totals

Quarterback	Sacks	Quarterback	Sacks
Matt Hasselbeck.....	6	Jim Sorgi.....	1
Andrew Luck.....	4	Michael Vick.....	1
Joe Flacco.....	3	Vinny Testaverde.....	1
Bruce Gradkowski.....	2	Chris Redman.....	1
Andrew Luck.....	2	Travis Jackson.....	1
Colin Kaepernick.....	2	Seneca Wallace.....	1
Kerry Collins.....	2	Ryan Fitzpatrick.....	1
Ben Roethlisberger.....	2	David Garrard.....	1
David Carr.....	2	Keith Null.....	1
Chad Henne.....	2	Drew Brees.....	1
Marc Bulger.....	1.5	Russell Wilson.....	1
Peyton Manning.....	1.5	Kyle Boller.....	0.5
Jake Locker.....	1.5	Donovan McNabb.....	0.5
Philip Rivers.....	1.5	Jason Campbell.....	0.5
Matt Ryan.....	1	Ryan Tannehill.....	0.5
Jake Delhomme.....	1	Blaine Gabbert.....	0.5
Andy Dalton.....	1		

ANTONIO SMITH'S CAREER GAME-BY-GAME

(Victories asterisked)

2004 ARIZONA (6-10)		TACKLES									
Date	Opponent	P/S	UT	A	TT	S-Yds.	I-Yds.	PD	FF	FR	
Games 1-13											
Dec 19	vs. St. Louis*	P	0	0	0	0-0	0-0	0	0	0	
Dec 26	at Seattle	P	0	0	0	0-0	0-0	0	0	0	
INACTIVE											
Regular Season Totals		2/0	0	0	0	0-0	0-0	0	0	0	

2005 ARIZONA (5-11)		TACKLES									
Date	Opponent	P/S	UT	A	TT	S-Yds.	I-Yds.	PD	FF	FR	
Games 1-4											
Oct 9	vs. Carolina	P	0	0	0	0-0	0-0	0	0	0	
Oct 23	vs. Tennessee*	P	0	0	0	0-0	0-0	0	0	0	
Oct 30	at Dallas										
Nov 6	vs. Seattle	P	2	0	2	0-0	0-0	0	0	0	
Nov 13	at Detroit	S	4	0	4	0-0	0-0	0	0	0	
Nov 20	at St. Louis*	S	1	0	1	0-0	0-0	0	0	0	
Nov 27	vs. Jacksonville	S	1	0	1	0-0	0-0	0	0	0	
Dec 4	at San Francisco*	S	0	0	0	0-0	0-0	0	0	0	
Dec 11	vs. Washington	S	2	0	2	0-0	0-0	0	0	0	
Dec 18	at Houston	S	3	0	3	2-11	0-0	0	0	0	
Dec 24	vs. Philadelphia*	S	1	0	1	0-0	0-0	0	0	0	
Jan 1	at Indianapolis	S	2	0	2	1-5	0-0	0	0	0	
Regular Season Totals		11/8	16	0	16	3-16	0-0	0	0	0	

2006 ARIZONA (5-11)										
TACKLES										
Date	Opponent	P/S	UT	A	TT	S-Yds.	I-Yds.	PD	FF	FR
Sep 10	vs. San Francisco*	P	1	0	1	0-0	0-0	0	0	0
Sep 17	at Seattle	P	0	0	0	0-0	0-0	0	0	0
Sept 24	vs. St. Louis	P	0	0	0	0-0	0-0	0	0	1
Oct 1	at Atlanta	P	4	0	4	1-3	0-0	0	0	0
Oct 8	vs. Kansas City	P	1	1	2	0-0	0-0	0	0	0
Oct 16	vs. Chicago	S	1	0	1	0-0	0-0	0	0	0
Oct 22	at Oakland	S	0	0	0	0-0	0-0	0	0	0
Oct 29	at Green Bay	P	0	0	0	0-0	0-0	0	0	0
Nov 12	vs. Dallas	P	0	0	0	0-0	0-0	0	0	0
Nov 19	at Detroit*	P	0	0	0	0-0	0-0	0	0	0
Nov 26	at Minnesota	S	3	1	4	0-0	0-0	0	0	0
Dec 3	at St. Louis*	S	2	1	3	0.5-2	0-0	0	0	0
Dec 10	vs. Seattle*	S	2	2	4	1-4	0-0	0	0	0
Dec 17	vs. Denver	S	2	3	5	0-0	0-0	0	0	1
Dec 24	at San Francisco*	S	0	0	0	0-0	0-0	0	0	0
Dec 31	at San Diego	S	0	1	1	0-0	0-0	0	0	0
Regular Season Totals			16/8	15	10	25	2.5-9	0-0	0	2

2007 ARIZONA (8-8)										
TACKLES										
Date	Opponent	P/S	UT	A	TT	S-Yds.	I-Yds.	PD	FF	FR
Sep 10	at San Francisco	S	2	0	2	0-0	0-0	0	0	1
Sep 16	vs. Seattle*	P	3	0	3	1-3	0-0	0	0	0
Sep 23	at Baltimore	P	4	2	6	0.5-0	0-0	0	0	0
Sep 30	vs. Pittsburgh*	P	4	0	4	1-10	0-0	0	0	0
Oct 7	at St. Louis*	P	3	0	3	0-0	0-0	0	0	0
Oct 14	vs. Carolina	S	2	1	3	1-7	0-0	0	0	0
Oct 21	at Washington	S	0	1	1	0-0	0-0	0	0	0
Nov 4	at Tampa Bay	S	4	0	4	0-0	0-0	0	0	0
Nov 11	vs. Detroit*	S	0	2	2	0-0	0-0	0	1	1
Nov 18	at Cincinnati*	S	1	0	1	0-0	0-0	0	0	0
Nov 25	vs. San Francisco	S	2	0	2	0-0	0-0	0	0	0
Dec 2	vs. Cleveland*	S	3	0	3	0-0	0-0	0	0	1
Dec 9	at Seattle	S	2	1	3	0-0	0-0	0	0	0
Dec 16	at New Orleans	S	0	0	0	0-0	0-0	0	0	0
Dec 23	vs. Atlanta*	S	4	0	4	1-7	0-0	0	0	0
Dec 30	vs. St. Louis*	S	3	0	3	1-8	0-0	0	0	0
Regular Season Totals			16/13	37	7	44	5.5-35	0-0	1	3

2008 ARIZONA (9-7)										
TACKLES										
Date	Opponent	P/S	UT	A	TT	S-Yds.	I-Yds.	PD	FF	FR
Sep 7	at San Francisco*	S	0	1	1	0-0	0-0	0	0	1
Sep 14	vs. Miami*	S	0	0	0	0-0	0-0	0	0	0
Sep 21	at Washington	S	1	1	2	0-0	0-0	0	0	0
Sep 28	at New York Jets	S	4	0	4	0-0	0-0	0	0	0
Oct 5	vs. Buffalo*	P	1	0	1	0-0	0-0	0	0	1
Oct 12	vs. Dallas*	S	4	0	4	0-0	0-0	0	0	1
Oct 26	at Carolina	S	2	1	3	0-0	0-0	0	0	0
Nov 2	at St. Louis*	P	2	0	2	0-0	0-0	0	0	0
Nov 10	vs. San Francisco*	S	0	0	0	0-0	0-0	0	0	0
Nov 16	at Seattle*	P	3	0	3	1-8	0-0	0	1	0
Nov 23	vs. New York Giants	S	2	0	2	0-0	0-0	0	0	0
Nov 27	at Philadelphia	P	2	2	4	0.5-4	0-0	0	0	0
Dec 7	vs. St. Louis*	P	1	2	3	0-0	0-0	0	0	0
Dec 14	vs. Minnesota	S	5	0	5	1-5	0-0	0	0	0
Dec 21	at New England	S	1	3	4	0-0	0-0	0	0	0
Dec 28	vs. Seattle*	P	3	0	3	1-7	0-0	0	1	0
Regular Season Totals			16/16	31	10	41	3.5-24	0-0	2	3

Jan 3	vs. Atlanta*	S	3	0	3	1-3	0-0	0	0	0
Jan 10	at Carolina*†	S	2	0	2	1-7	0-0	0	1	1
Jan 18	vs. Philadelphia*#	S	1	0	1	0-0	0-0	0	0	0
Feb 1	vs. Pittsburgh*	S	1	1	2	0-0	0-0	0	0	0
Postseason Totals			4/3	7	1	8	2-10	0-0	0	1

*NFC Wild Card Game; †NFC Divisional Playoff Game; #NFC Championship Game; \$Super Bowl XLVIII

2009 HOUSTON (9-7)										
TACKLES										
Date	Opponent	P/S	UT	A	TT	S-Yds.	I-Yds.	PD	FF	FR
Sep 13	vs. New York Jets	S	3	0	3	0-0	0-0	0	1	0
Sep 20	at Tennessee*	P	2	1	3	0-0	0-0	0	0	0
Sep 27	vs. Jacksonville	S	2	0	2	0-0	0-0	0	0	0
Oct 4	vs. Oakland*	S	2	0	2	0-0	0-0	0	0	1
Oct 11	at Arizona	S	1	0	1	0-0	0-0	0	0	0
Oct 18	at Cincinnati*	S	0	1	1	0-0	0-0	0	0	1
Oct 25	vs. San Francisco*	S	1	0	1	0-0	0-0	1	0	0
Nov 1	at Buffalo*	S	2	0	2	1-2	0-0	0	0	0
Nov 8	at Indianapolis	S	2	0	2	1-6	0-0	0	1	0
Nov 23	vs. Tennessee	S	3	0	3	0-0	0-0	0	0	0
Nov 29	vs. Indianapolis	S	1	0	1	0-0	0-0	0	0	0
Dec 6	at Jacksonville	S	1	2	3	1-5.5	0-0	0	0	0
Dec 13	vs. Seattle*	S	1	1	2	0-0	0-0	0	0	0
Dec 20	at St. Louis*	S	3	1	4	1-8	0-0	0	0	0
Dec 27	at Miami*	S	1	1	2	0.5-4	0-0	0	0	0
Jan 3	vs. New England*	S	1	1	2	0-0	0-0	0	0	0
Regular Season Totals			16/15	26	8	34	4.5-25.5	0-0	1	2

2010 HOUSTON (6-10)			TACKLES							
Date	Opponent	P/S	UT	A	TT	S-Yds.	I-Yds.	PD	FF	FR
Sep 12	vs. Indianapolis*	S	0	1	1	0.5-3.5	0-0	1	0	0
Sep 19	at Washington*	S	0	1	1		0-0	0-0	0	0
Sep 26	vs. Dallas	S	2	0	2	0-0	0-0	0	0	0
Oct 3	at Oakland*	S	4	0	4	2-12	0-0	0	1	0
Oct 10	vs. New York Giants	S	4	0	4	0-0	0-0	0	0	0
Oct 17	vs. Kansas City*	S	2	1	3	0-0	0-0	1	0	0
Nov 1	at Indianapolis	S	3	1	4	0-0	0-0	0	0	0
Nov 7	vs. San Diego	S	4	1	5	0.5-2.5	0-0	0	0	0
Nov 14	at Jacksonville	S	0	0	0		0-0	0-0	0	0
Nov 21	at New York Jets	S	2	2	4	0-0	0-0	0	0	0
Nov 28	vs. Tennessee*	S	1	1	2	0-0	0-0	0	0	0
Dec 2	at Philadelphia	S	1	1	2	0-0	0-0	0	0	0
Dec 13	vs. Baltimore	S	1	0	1	0-0	0-0	0	0	0
Dec 19	at Tennessee	S	3	0	3	1-10	0-0	0	0	0
Dec 26	at Denver	S	1	1	2	0-0	0-0	0	0	0
Jan 2	vs. Jacksonville*	S	3	0	3	0-0	0-0	0	0	0
Regular Season Totals		16/16	23	15	38	4-28	0-0	2	1	0

2011 HOUSTON (10-6)			TACKLES							
Date	Opponent	P/S	UT	A	TT	S-Yds.	I-Yds.	PD	FF	FR
Sep 11	vs. Indianapolis*	S	1	2	3	1.0-7	0-0	0	1	0
Sep 18	at Miami*	S	2	0	2	1-9	0-0	1	0	0
Sep 25	at New Orleans	S	2	0	2	1-7	0-0	0	0	0
Oct 2	vs. Pittsburgh*	S	2	0	2	1-6	0-0	0	0	0
Oct 9	vs. Oakland	S	0	1	1	0.5-0.5	0-0	0	0	0
Oct 16	at Baltimore	S	3	0	3	0-0	0-0	0	0	0
Oct 23	at Tennessee*	S	1	1	2	0-0	0-0	0	0	0
Oct 30	vs. Jacksonville*	S	1	0	1	0-0	0-0	0	0	0
Nov 6	vs. Cleveland*	S	0	0	0	0-0	0-0	0	0	0
Nov 13	at Tampa Bay*	S	0	0	0	0-0	0-0	0	0	0
Nov 27	at Jacksonville*	S	1	0	1	0-0	0-0	0	0	0
Dec 4	vs. Atlanta*	S	1	0	1	0-0	0-0	1	0	0
Dec 11	at Cincinnati*	S	1	0	1	0-0	0-0	0	0	0
Dec 18	vs. Carolina	S	1	2	3	0-0	0-0	0	0	0
Dec 22	at Indianapolis	S	1	0	1	0-0	0-0	0	0	0
Jan 1	vs. Tennessee	S	2	0	2	2-15	0-0	0	0	0
Regular Season Totals		16/16	19	6	25	6.5-44.5	0-0	2	1	0
Jan 7	vs. Cincinnati*§	S	5	0	5	1-8	0-0	0	0	0
Jan 15	at Baltimore†	S	2	1	3	0-0	0-0	0	0	0
Postseason Totals		2/2	7	1	8	1-8	0-0	0	0	0

§AFC Wild Card Game; †AFC Divisional Playoff Game

2012 HOUSTON (12-4)			TACKLES							
Date	Opponent	P/S	UT	A	TT	S-Yds.	I-Yds.	PD	FF	FR
Sep 9	vs. Miami*	S	0	1	1	0.5-4	0-0	0	0	0
Sep 16	at Jacksonville*	S	1	0	1	0.5-4	0-0	0	0	0
Sep 23	at Denver*	S	1	1	2	0-0	0-0	0	0	0
Sept 30	vs. Tennessee*	S	1	0	1	1-1	0-0	0	1	0
Oct 8	at New York Jets*	S	0	3	3	0-0	0-0	0	0	0
Oct 14	vs. Green Bay	S	2	0	2	0-0	0-0	0	0	0
Oct 21	vs. Baltimore*	S	3	0	3	2.0-17	0-0	0	0	0
Nov 4	vs. Buffalo*	S	0	0	0	0-0	0-0	0	0	0
Nov 11	at Chicago*	S	0	1	1	0-0	0-0	0	0	0
Nov 18	vs. Jacksonville*	S	0	0	0	0-0	0-0	2	0	0
Nov 22	at Detroit*	S	2	0	2	0-0	0-0	1	0	0
Dec 2	at Tennessee*	S	2	0	2	1-9	0-0	0	1	1
Dec 10	at New England	S	0	1	1	0-0	0-0	0	0	0
Dec 16	vs. Indianapolis*	S	2	0	2	1-9	0-0	0	0	0
Dec 23	vs. Minnesota	S	5	0	5	0-0	0-0	0	0	0
Dec 30	at Indianapolis	S	4	0	4	1-7	0-0	0	0	0
Regular Season Totals		16/16	23	7	30	7-51	0-0	3	2	1
Jan 5	vs. Cincinnati*§	S	2	0	2	0-0	0-0	0	0	0
Jan 13	at New England†	S	1	0	1	0-0	0-0	0	0	0
Postseason Totals		2/2	3	0	3	0-0	0-0	0	0	0


§AFC Wild Card Game; †AFC Divisional Playoff Game

Did You Know?

Hall of Fame running back Floyd Little, who played for Denver from 1967-75, was the first No. 1 draft pick ever signed by the Broncos. Selected by Denver with the sixth overall pick in 1967 from Syracuse University, Little totaled the second-most rushing yards (6,323) and the fourth-most rushing touchdowns (43) in professional football during his nine-year career.

2013 HOUSTON (2-14)			TACKLES							
Date	Opponent	P/S	UT	A	TT	S-Yds.	I-Yds.	PD	FF	FR
Sep 9	vs. San Diego*					RESERVE/SUSPENDED				
Sep 15	vs. Tennessee*	S	2	1	3	0.5-4.5	0-0	0	0	0
Sep 22	at Baltimore	S	2	0	2	1-2	0-0	0	1	0
Sep 29	vs. Seattle	S	2	2	4	1-6.5	0-0	0	0	0
Oct 6	at San Francisco	S	1	0	1	0-0	0-0	0	0	0
Oct 13	vs. St. Louis	S	3	1	4	0-0	0-0	0	0	0
Oct 20	at Kansas City	S	0	0	0	0-0	0-0	0	0	0
Nov 3	vs. Indianapolis	S	3	0	3	2-13	0-0	0	0	0
Nov 10	at Arizona	S	1	2	3	0-0	0-0	0	0	0
Nov 17	vs. Oakland	S	3	0	3	0.5-3.5	0-0	0	0	0
Nov 24	vs. Jacksonville	S	0	1	1	0-0	0-0	0	0	0
Dec 1	vs. New England	S	2	0	2	0-0	0-0	0	0	0
Dec 5	at Jacksonville	S	2	0	2	0-0	0-0	0	0	0
Dec 15	at Indianapolis	S	1	0	1	0-0	0-0	0	0	0
Dec 22	vs. Denver	S	0	0	0	0-0	0-0	0	0	0
Dec 29	at Tennessee	S	0	1	1	0-0	0-0	0	0	0
Regular Season Totals		15/15	22	8	30	5-29.5	0-0	0	1	0

2014 OAKLAND (3-13)			TACKLES							
Date	Opponent	P/S	UT	A	TT	S-Yds.	I-Yds.	PD	FF	FR
Sep 7	at New York Jets	S	3	0	3	0-0	0-0	0	0	0
Sep 14	vs. Houston	S	0	0	0	0-0	0-0	0	0	0
Sep 21	at New England	S	2	0	2	0-0	0-0	0	0	0
Sept 28	vs. Miami	S	1	0	1	0-0	0-0	0	0	0
Oct 12	vs. San Diego	S	1	1	2	0-0	0-0	0	0	0
Oct 19	vs. Arizona	S	1	0	1	0-0	0-0	0	0	0
Oct 26	at Cleveland	S	0	0	0	0-0	0-0	0	0	0
Nov 2	at Seattle	S	1	1	2	0-0	0-0	0	0	0
Nov 9	vs. Denver	S	0	0	0	0-0	0-0	0	0	0
Nov 16	at San Diego	S	2	0	2	1-8	0-0	0	0	0
Nov 20	vs. Kansas City*	S	1	0	1	0-0	0-0	0	0	0
Nov 30	at St. Louis	S	1	0	1	0-0	0-0	0	0	0
Dec 7	vs. San Francisco*	S	2	0	2	2-7	0-0	0	0	0
Dec 14	at Kansas City	S	0	0	0	0-0	0-0	0	0	0
Dec 21	vs. Buffalo*	S	2	0	2	0-0	0-0	0	1	0
Dec 28	at Denver	S	1	0	1	0-0	0-0	0	0	0
Regular Season Totals		16/16	18	2	20	3-15	0-0	0	1	0



SHELLEY SMITH

64

OFFENSIVE GUARD

6-4 • 310 • 6TH YR. • COLORADO STATE

BORN: May 21, 1987, in Phoenix

HIGH SCHOOL: Westview High School, Avondale, Ariz.

ACQUIRED: Free Agent, 2015

NFL YEAR: 6th • YEAR WITH BRONCOS: 1st

NFL GAMES PLAYED/STARTED: 36/11



SMITH AT A GLANCE:

- A sixth-year offensive guard who appeared in 36 career regular-season games (11 starts) with Houston (2010-11), St. Louis (2012-13) and Miami (2014) during his first five NFL seasons.
- Played 11 games (3 starts) for Miami at both guard spots in 2014, helping the Dolphins post their most total offensive yards (5,601) since 1995.
- Blocked for two 1,000-yard rushers in his career (Steven Jackson, Stl. - 2012; Lamar Miller, Mia. - 2014).
- Started 31-of-36 games at Colorado State University and was a two-time All-Mountain West Conference selection for the Rams.
- Joined the Broncos as a free agent on March 13, 2015.
- Selected by the Texans in the sixth round (187th overall) of the 2010 NFL Draft.

CAREER TRANSACTIONS: Signed by Houston as a draft choice 6/16/10; Waived by Houston 10/3/10; Signed by Houston (practice squad) 10/6/10; Signed by Houston (active roster) 12/1/10; Claimed off waivers by St. Louis 9/2/12; Signed by Miami as an unrestricted free agent 3/14/14; Released by Miami 3/10/15; Signed by Denver 3/13/15.



2014: Smith played 11 games (3 starts) for Miami, helping the Dolphins post their most total offensive yards (5,601) since 1995... Blocked for running back Lamar Miller, who finished the season with 1,099 yards rushing, the most for a Dolphins rusher since 2009... Started at right guard vs. N.E. (9/7) and at Buf. (9/14) and at left guard vs. Buf. (11/13).

2013: Smith played a career-high 14 games (2 starts) for St. Louis... Started at right guard vs. Ten. (11/3) and at Sea. (12/19).

2012: Smith played 11 games (6 starts) for St. Louis... Blocked for running back Steven Jackson, who finished the season with 1,045 yards rushing... Made his NFL debut vs. Ari. (10/4)... Earned his first NFL start vs. G.B. (10/21) at left guard.

2011: Smith appeared in Houston's first three preseason games before being placed on injured reserve on Aug. 30 (ankle).

2010: Selected by Houston in the sixth round (187th overall) of the 2010 NFL Draft, Smith spent eight weeks of his rookie season on the club's active roster and another eight weeks on the practice squad.

COLLEGE: Smith started 31-of-36 games and was a two-time All-Mountain West Conference selection for Colorado State University... Entered his senior year on the Rotary Lombardi Award watch list... Named a second-team All-MWC choice as a junior.

PERSONAL: Smith was an all-state offensive lineman at Westview High School in Avondale, Ariz... Received first-team all-region honors in 2004 as an offensive tackle and was a second-team selection as a defensive lineman... Named to the All-Arizona team as a senior... Shelley Andres Smith was born on May 27, 1987, in Phoenix.

SMITH'S REGULAR SEASON RECORD

Year	Club	G	S
2010	Houston	0	0
2011	Houston	INJURED RESERVE	
2012	St. Louis	11	6
2013	St. Louis	14	2
2014	Miami	11	3
CAREER TOTALS		36	11



DARIAN STEWART

26

SAFETY



5-11 • 214 • 6TH YR. • SOUTH CAROLINA

BORN: Aug. 4, 1988, in Hunstville, Ala.

HIGH SCHOOL: Lee High School, Hunstville, Ala.

ACQUIRED: Unrestricted Free Agent (Baltimore), 2015

NFL YEAR: 6th • **YEAR WITH BRONCOS:** 1st

NFL GAMES PLAYED/STARTED: 69/33 • **POSTSEASON GP/GS:** 2/2

STEWART AT A GLANCE

- A sixth-year cornerback who appeared in 69 career regular-season games (33 starts) with St. Louis (2010-13) and Baltimore (2014) as well as two postseason games (2 starts) with the Ravens.
- Totaled 197 tackles (136 solo), two interceptions (27 yds.), 21 passes defended, four forced fumbles, one fumble recovery and one blocked punt during his first five NFL seasons.
- Saw action in all 16 games (14 starts) for the first time in his career with Baltimore in 2014, finishing fourth on the Ravens with 53 tackles (37 solo) and adding four passes defended, one forced fumble and one blocked punt.
- Competed in the first two postseason games of his career for Baltimore in 2014 and recorded three tackles, one interception, one fumble recovery and two passes defended.
- Played in 50 games (36 starts) at the University of South Carolina, totaling 197 tackles, two interceptions, 22 passes defended, four forced fumbles and four fumble recoveries.
- Joined the Broncos as an unrestricted free agent (Baltimore) on March, 12, 2015.
- Entered the NFL with St. Louis as a college free agent on April 26, 2010.

CAREER TRANSACTIONS: Signed by St. Louis as a college free agent on 4/26/10; Signed by Baltimore as an unrestricted free agent on 3/23/14; Signed by Denver as an unrestricted free agent on 3/12/15.



2014: Stewart saw action in all 16 games (14 starts) for the first time in his career with Baltimore in 2014, producing 53 tackles (37 solo), four passes defended, one forced fumble and one blocked punt... Started the first two playoff games of his career and tallied three tackles (3 solo), two passes defended, one interception

and one forced fumble... Made a season-high nine tackles in his Ravens debut vs. Cin. (9/7)... Blocked a punt that was returned 11 yards for a touchdown vs. Jac. (12/14)... Started and recorded one solo tackle, one interception, two passes defended and one fumble recovery in Baltimore's AFC Wild Card Playoff Game at Pit. (1/3).

2013: Stewart appeared in 13 games (6 starts) for the Rams and collected 36 tackles (30 solo), five passes defended, one forced fumble, one fumble recovery and three special-teams stops... Notched a season-best nine tackles (8 solo) and posted two passes defended vs. N.O. (12/15)... Forced a fumble and returned it 19 yards vs. Jac. (10/6).

2012: Stewart played 12 games for St. Louis and registered six solo tackles, one pass defended and six special-teams stops... Recorded three solo tackles each at Buf. (12/9) and vs. Ari. (10/4).

2011: Stewart appeared in 15 games (13 starts) for the Rams and recorded 91 tackles, three sacks (23 yds.), one interception, 10 passes defended, two forced fumbles and seven special-teams stops... Led the Rams in passes defended (10) and ranked third on the team in tackles (91)... Posted a career-high 12 tackles (7 solo) to go along with one sack (8 yds.) and one special-teams stop vs. Sea. (11/20)... Returned his first career interception 27 yards for a touchdown vs. N.O. (10/30).

2010: Stewart, who entered the NFL with St. Louis as a college free agent, played 13 games as a rookie and recorded 11 tackles (8 solo) to go along with one sack (8 yds.), one pass defended and four special-teams stops.

COLLEGE: Stewart played 50 games (36 starts) for the University of South Carolina, compiling 197 tackles, two interceptions, 22 passes defended, four forced fumbles and four fumble recoveries... Started all 13 games his senior season and was selected to play the East-West Shrine Game.

PERSONAL: Stewart played running back and free safety at Lee High School in Hunstville, Ala., where he was selected at the *Hunstville Times'* Super All-Metro Most Valuable Player as a senior... Excelled on the basketball court as a point guard, lettering four times and being named City MVP in 2004... Darian Stewart was born on Aug. 4, 1988, in Hunstville, Ala.

STEWART'S REGULAR SEASON RECORD

Year	Club	G	S	UT	A	TT	S-Yds.	I-Yds.	PD	FF	FR	TD-Int.	TD-FR	S	Pts.
2010	St. Louis	13	0	8	3	11	1-8	0	1	0	0	0	0	0	0
2011	St. Louis	15	13	55	36	91	3-23	1-27	10	2	0	1	0	0	6
2012	St. Louis	12	0	6	0	6	0-0	0	1	0	0	0	0	0	0
2013	St. Louis	13	6	30	6	36	0-0	0	5	1	1	0	0	0	0
2014	Baltimore	16	14	37	16	53	0-0	1-0	4	1	0	0	0	0	0
CAREER TOTALS		69	33	136	61	197	4-31	2-27	21	4	1	1	0	0	6

ADDITIONAL STATISTICS: Special-teams tackles — 2010 (4), 2011 (7), 2012 (6), 2013 (3), TOTAL (20). Blocked a punt that was returned by Baltimore's Kamar Aiken for a TD vs. Jacksonville (12/14/14).

STEWART'S POSTSEASON RECORD

Year	Club	G	S	UT	A	TT	S-Yds.	I-Yds.	PD	FF	FR	TD-Int.	TD-FR	S	Pts.
2014	Baltimore	2	2	3	0	3	0-0	1-0	2	0	1	0	0	0	0
CAREER TOTALS		2	2	3	0	3	0-0	1-0	2	0	1	0	0	0	0

STEWART'S SINGLE GAME HIGHS

(Postseason in parentheses)

Tackles — 12 vs. Seattle, 11/20/11 (2 at New England, 1/10/15). **Interceptions** — 1, two times, last at Houston, 12/21/14 (1 at Pittsburgh, 1/3/15). **Interception return yards** — 27 vs. New Orleans, 10/30/11 (0 at Pittsburgh, 1/3/15). **Passes Defended** — 3, twice, last at Arizona, 11/6/11 (2 at Pittsburgh, 1/3/15). **Fumble recoveries** — 1, twice, last at New Orleans, 12/12/10 (1 at Pittsburgh, 1/3/15). **Fumble return yards** — 19 vs. Jacksonville, 10/6/13 (0 at Pittsburgh, 1/3/15).

DARIAN STEWART'S CAREER GAME-BY-GAME

(Victories asterisked)

2010 ST. LOUIS (7-9)		TACKLES													
Date	Opponent	P/S	UT	A	TT	S-Yds.	I-Yds.	PBU	FF	FR					
Sept 12	vs. Arizona	P	0	0	0	0-0	0-0	0	0	0					
Sept 19	at Oakland	P	0	0	0	0-0	0-0	0	0	0					
Sept 26	vs. Washington*	P	1	0	1	0-0	0-0	0	0	0					
Oct 3	vs. Seattle*				INACTIVE										
Oct 10	at Detroit	P	0	0	0	0-0	0-0	0	0	0					
Oct 17	vs. San Diego*	P	0	0	0	0-0	0-0	0	0	0					
Oct 24	at Tampa Bay				INACTIVE										
Oct 31	vs. Carolina*				INACTIVE										
Nov 14	at San Francisco	P	0	1	1	0-0	0-0	0	0	0					
Nov 21	vs. Atlanta	P	2	0	1	0-0	0-0	0	0	0					
Nov 28	at Denver*	P	1	0	1	0-0	0-0	0	0	0					
Dec 5	at Arizona*	P	1	0	1	0-0	0-0	0	0	0					
Dec 12	at New Orleans	P	1	0	1	1-8	0-0	0	0	0					
Dec 19	vs. Kansas City	P	0	1	1	0-0	0-0	1	0	0					
Dec 26	vs. San Francisco*	P	2	1	3	0-0	0-0	0	0	0					
Jan 2	at Seattle	P	0	0	0	0-0	0-0	0	0	0					
Regular Season Totals			13/0	8	3	11	1-8	0-0	1	0					

2011 ST. LOUIS (2-14) TACKLES										
Date	Opponent	P/S	UT	A	TT	S-Yds.	I-Yds.	PBU	FF	FR
Sept 11	vs. Philadelphia	P	1	1	2	0-0	0-0	0	0	0
Sept 19	at New York Giants	P	3	4	7	0-0	0-0	0	0	0
Sept 25	vs. Baltimore	S	1	1	2	0-0	0-0	0	0	0
Oct 2	vs. Washington	S	5	3	8	0-0	0-0	2	0	0
Oct 16	at Green Bay	S	6	0	6	0-0	0-0	1	0	0
Oct 23	at Dallas	S	3	3	6	0-0	0-0	0	0	0
Oct 30	vs. New Orleans*	S	5	2	7	0-0	1-27	1	0	0
Nov 6	at Arizona	S	3	1	2	0-0	0-0	4	1	0
Nov 13	at Cleveland*	S	4	3	7	0-0	0-0	0	0	0
Nov 20	vs. Seattle	S	7	5	12	1-8	0-0	0	0	0
Nov 27	vs. Arizona	S	4	2	6	1-7	0-0	0	0	0
Dec 4	at San Francisco				INACTIVE					
Dec 12	at Seattle	S	7	4	11	0-0	0-0	1	0	0
Dec 18	vs. Cincinnati	S	3	3	6	0-0	0-0	0	1	0
Dec 24	at Pittsburgh	S	1	3	4	0-0	0-0	1	0	0
Jan 1	vs. San Francisco	S	2	2	4	1-8	0-0	0	0	0
Regular Season Totals			15/13	55	36	91	3.0-23	1-27	10	2 0
2012 ST. LOUIS (7-8-1) TACKLES										
Date	Opponent	P/S	UT	A	TT	S-Yds.	I-Yds.	PBU	FF	FR
Sept 9	at Detroit				INACTIVE					
Sept 16	vs. Washington*				INACTIVE					
Sept 23	at Chicago	P	0	0	0	0-0	0-0	0	0	0
Sept 30	vs. Seattle*	P	0	0	0	0-0	0-0	0	0	0
Oct 4	vs. Arizona*	P	3	0	3	0-0	0-0	0	0	0
Oct 14	at Miami	P	0	0	0	0-0	0-0	1	0	0
Oct 21	vs. Green Bay	P	0	0	0	0-0	0-0	0	0	0
Oct 28	vs. New England	P	0	0	0	0-0	0-0	0	0	0
Nov 11	at San Francisco				INACTIVE					
Nov 18	vs. New York Jets				INACTIVE					
Nov 25	at Arizona*	P	0	0	0	0-0	0-0	0	0	0
Dec 2	vs. San Francisco*	P	0	0	0	0-0	0-0	0	0	0
Dec 9	at Buffalo*	P	3	0	3	0-0	0-0	0	0	0
Dec 16	vs. Minnesota	P	0	0	0	0-0	0-0	0	0	0
Dec 23	at Tampa Bay*	P	0	0	0	0-0	0-0	0	0	0
Dec 30	at Seattle	P	0	0	0	0-0	0-0	0	0	0
Regular Season Totals			12/0	6	0	6	0-0	0-0	1	0 0
2013 ST. LOUIS (7-9) TACKLES										
Date	Opponent	P/S	UT	A	TT	S-Yds.	I-Yds.	PBU	FF	FR
Sept 8	vs. Arizona*				INACTIVE					
Sept 15	at Atlanta				INACTIVE					
Sept 22	at Dallas				INACTIVE					
Sept 26	vs. San Francisco	P	0	0	0	0-0	0-0	0	0	0
Oct 6	vs. Jacksonville*	S	4	2	6	0-0	0-0	0	1	1
Oct 13	at Houston*	S	6	0	6	0-0	0-0	0	0	0
Oct 20	at Carolina	S	3	0	3	0-0	0-0	0	0	0
Oct 28	vs. Seattle	S	0	1	1	0-0	0-0	0	0	0
Nov 3	vs. Tennessee	S	3	1	4	0-0	0-0	2	0	0
Nov 10	at Indianapolis*	S	0	0	0	0-0	0-0	0	0	0
Nov 24	vs. Chicago*	P	0	0	0	0-0	0-0	0	0	0
Dec 1	at San Francisco	P	1	0	1	0-0	0-0	0	0	0
Dec 8	at Arizona	P	3	1	4	0-0	0-0	0	0	0
Dec 15	vs. New Orleans*	P	8	1	9	0-0	0-0	2	0	0
Dec 22	vs. Tampa Bay*	P	1	0	1	0-0	0-0	0	0	0
Dec 29	at Seattle	P	1	0	1	0-0	0-0	0	0	0
Regular Season Totals			13/6	30	6	36	0-0	0-0	4	1 1
2014 BALTIMORE (10-6) TACKLES										
Date	Opponent	P/S	UT	A	TT	S-Yds.	I-Yds.	PBU	FF	FR
Sept 7	vs. Cincinnati	S	4	5	9	0-0	0-0	0	0	0
Sept 11	vs. Pittsburgh*	S	4	0	4	0-0	0-0	0	0	0
Sept 21	at Cleveland*	S	3	0	3	0-0	0-0	0	0	0
Sept 28	vs. Carolina*	S	5	0	5	0-0	0-0	1	0	0
Oct 5	at Indianapolis	S	4	0	4	0-0	0-0	1	1	0
Oct 12	at Tampa Bay*	S	3	0	3	0-0	0-0	0	0	0
Oct 19	vs. Atlanta*	S	4	1	5	0-0	0-0	1	0	0
Oct 26	at Cincinnati	S	2	1	3	0-0	0-0	0	0	0
Nov 2	at Pittsburgh	S	1	1	2	0-0	0-0	0	0	0
Nov 9	vs. Tennessee*	S	2	0	2	0-0	0-0	0	0	0
Nov 24	at New Orleans*	S	1	0	1	0-0	0-0	0	0	0
Nov 30	vs. San Diego	P	0	0	0	0-0	0-0	0	0	0
Dec 7	at Miami*	P	1	1	2	0-0	0-0	0	0	0
Dec 14	vs. Jacksonville*	S	1	3	4	0-0	0-0	0	0	0
Dec 21	at Houston	S	3	1	4	0-0	1-0	1	0	0
Dec 28	vs. Cleveland*	S	1	1	2	0-0	0-0	0	0	0
Regular Season Totals			16/14	37	16	53	0-0	1-0	4	1 0
Jan 3	at Pittsburgh*§	S	1	0	1	0-0	1-0	2	0	1
Jan 10	at New England†	S	2	0	2	0-0	0-0	0	0	0
Postseason Totals			2/2	3	0	3	0-0	1-0	2	0 1

§AFC Wild Card Game; †AFC Divisional Playoff Game



JEREMY STEWART

27

RUNNING BACK



5-11 • 215 • 4TH YR. • STANFORD

BORN: Feb. 17, 1989, in Baton Rouge, La.

HIGH SCHOOL: Catholic High School, Baton Rouge, La.

ACQUIRED: Free Agent, 2014

NFL YEAR: 4th • **YEAR WITH BRONCOS:** 2nd

NFL GAMES PLAYED/STARTED: 23/0 • **POSTSEASON GP/GS:** 1/0

STEWART AT A GLANCE:

- A fourth-year running back who appeared in 23 games during his first three NFL seasons with Oakland (2012-13) and Denver (2014), totaling 33 rushes for 125 yards (3.8 avg.) with one touchdown and 10 catches for 68 yards (6.8 avg.).
- Played six regular-season games and one playoff contest for Denver in 2014 in addition to competing on the club's practice squad for six weeks.
- Recorded his first career touchdown by recovering a blocked punt in the end zone vs. Washington (9/29/13).
- Played four years at Stanford University, rushing for 920 yards and 14 touchdowns on 209 carries (4.4 avg.).
- Joined the Broncos as a practice-squad signee on Oct. 8, 2014.
- Entered the NFL with Philadelphia as a college free agent on April 29, 2012.

CAREER TRANSACTIONS: Signed by Philadelphia as a college free agent 4/29/12; Waived by Philadelphia 8/7/12; Claimed off waivers by N.Y. Jets 8/8/12; Waived by N.Y. Jets 8/27/12; Signed by Oakland (practice squad) 9/3/12; Signed by Oakland (active roster) 11/10/12; Waived by Oakland 8/30/14; Signed by Denver (practice squad) 10/8/14; Signed by Denver (active roster) 11/22/14.



2014: Stewart played six regular-season games in his first season with the Broncos, totaling 22 yards rushing on six carries (3.7 avg.) and two special-teams tackles... Competed with the Raiders during the preseason before being waived on Aug. 30... Spent six weeks of the regular season on the Broncos' practice squad before being elevated to the active roster on Nov. 22... Made his Broncos debut vs. Mia. (11/23) on special teams... Produced a career-long 16-yard rush at S.D. (12/14).

2013: Stewart appeared in a career-high 13 games for Oakland... Notched five special-teams tackles... Recovered a block punt in the end zone for his first career touchdown vs. Was. (9/29)... Recorded his first career rushing touchdown vs. Phi. (11/3).

2012: Stewart, who entered the NFL with Philadelphia as a college free agent, competed in training camp with the N.Y. Jets before being signed to the Raiders practice squad on Sept. 3... Elevated to Oakland's active roster on Nov. 10, and played four games for the club, totaling 25 carries for 101 yards (4.0 avg.) and eight receptions for 62 yards (7.8 avg.)... Led the team with 46 yards on nine carries (5.1 avg.) vs. Cle. (12/2).

COLLEGE: Stewart played four years at Stanford University where he rushed for 920 yards and 14 touchdowns on 209 carries (4.4 avg.)... Caught 18 passes for 123 yards (6.8 avg.) with one touchdown... Rushed 55 times for 257 yards (4.7 avg.) with a career-high nine touchdowns as a senior... Part of a running back group that amassed the second-highest rushing total (2,779 yds.) in school history in 2010.

PERSONAL: Stewart attended Catholic High School in Baton Rouge, La... Helped his team to a 13-1 record and state semifinal game as a senior and was named first-team all-state, all-district and all-metro... Jeremy Stewart was born on Feb. 17, 1989, in Baton Rouge, La.

STEWART'S REGULAR SEASON RECORD

Year	Club	G	S	RUSHING				RECEIVING				SCORING				
				No.	Yds.	Avg.	LG	TD	No.	Yds.	Avg.	LG	TD	TD	TDr	2pt Pts.
2012	Oakland	4	0	25	101	4.0	14	0	8	62	7.8	26	0	0	0	0
2013	Oakland	13	0	2	2	1.0	2t	1	2	6	3.0	5	0	2	1	0
2014	Denver	6	0	6	22	3.7	16	0	0	0	0.0	—	0	0	0	0
CAREER TOTALS		23	0	33	125	3.8	16	1	10	68	6.8	26	0	2	1	0

ADDITIONAL STATISTICS: Special-teams tackles — 2013 (5), 2014 (2), TOTAL (7). Recovered blocked punt in the end zone for a touchdown vs. Was. (9/29/13).

STEWART'S POSTSEASON RECORD

		RUSHING							RECEIVING					SCORING					
Year	Club	G	S	No.	Yds.	Avg.	LG	TD	No.	Yds.	Avg.	LG	TD	TD	TDr	TDp	TDrt	2pt	Pts.
2014	Denver	1	0	0	0	0	0	0	0	0	0	0	0	0	0	0	0	0	0
CAREER TOTALS		1	0	0	0	0	0	0	0	0	0	0	0	0	0	0	0	0	0
ADDITIONAL STATISTICS: Special-teams tackles — 2014 (1), TOTAL (1).																			

ADDITIONAL STATISTICS: Special-teams tackles — 2014 (1), TOTAL (1).

STEWART'S SINGLE-GAME HIGHS

(Postseason in parentheses)

Rushes — 9 vs. Cleveland, 12/2/12 (none). **Rushing yards** — 46 vs. Cleveland, 12/2/12 (none). **Longest rush** — 16 at San Diego, 12/14/14 (none). **Rushing touchdowns** — 1 vs. Philadelphia, 11/3/13 (none). **Receptions** — 6 at Cincinnati, 11/25/12 (none). **Receiving yards** — 37 at Cincinnati, 11/25/12 (none). **Longest reception** — 26 at Cincinnati, 11/25/12 (none).

JEREMY STEWART'S CAREER GAME-BY-GAME

(Victories asterisked)

2012 OAKLAND (4-12)		RUSHING						RECEIVING				SCORING		
Date	Opponent	P/S	No.	Yds.	Avg.	LG	TD	No.	Yds.	Avg.	LG	TD	2pt.	Pts.
Games 1-8														
Nov 11	at Baltimore	P	7	22	3.1	6	0	0	0	0	0	0	0	0
Nov 18	vs. New Orleans	P	2	7	3.5	4	0	1	23	23.0	23	0	0	0
Nov 25	at Cincinnati	P	7	26	3.7	8	0	6	37	6.2	26	0	0	0
Dec 2	vs. Cleveland	P	9	46	5.1	14	0	1	2	2.0	2	0	0	0
Games 13-16														
INACTIVE														
Regular Season Totals		4/0	25	101	4.0	14	0	8	62	7.8	26	0	0	0

2013 OAKLAND (4-12)			RUSHING					RECEIVING				SCORING		
Date	Opponent	P/S	No.	Yds.	Avg.	LG	TD	No.	Yds.	Avg.	LG	TD	2pt.	Pts.
Sept 8	at Indianapolis	P	0	0	0	0	0	0	0	0	0	0	0	0
Sept 15	vs. Jacksonville*	P	0	0	0	0	0	0	0	0	0	0	0	0
Sept 22	at Denver	P	0	0	0	0	0	0	0	0	0	0	0	0
Sept 29	vs. Washington	P	0	0	0	0	0	1	5	5.0	5	0	0	0
Oct 6	vs. San Diego*	P	0	0	0	0	0	1	1	1.0	1	0	0	0
Oct 13	at Kansas City	P	0	0	0	0	0	0	0	0	0	0	0	0
Oct 27	vs. Pittsburgh*	P	0	0	0	0	0	0	0	0	0	0	0	0
Nov 3	vs. Philadelphia	P	2	2	1.0	2t	1	0	0	0	0	0	0	0
Nov 10	at New York Giants	P	0	0	0	0	0	0	0	0	0	0	0	0
Nov 17	at Houston*	P	0	0	0	0	0	0	0	0	0	0	0	0
Nov 24	vs. Tennessee	P	0	0	0	0	0	0	0	0	0	0	0	0
Nov 28	at Dallas	P	0	0	0	0	0	0	0	0	0	0	0	0
Dec 8	at New York Jets					INACTIVE								
Dec 15	vs. Kansas City					INACTIVE								
Dec 22	at San Diego					INACTIVE								
Dec 29	vs. Denver	P	0	0	0	0	0	0	0	0	0	0	0	0
Regular Season Totals		13/0	2	2	1.0	2t	1	2	6	3.0	5	0	0	0

2014 DENVER (12-4)				RUSHING				RECEIVING				SCORING		
Date	Opponent	P/S	No.	Yds.	Avg.	LG	TD	No.	Yds.	Avg.	LG	TD	2pt.	Pts.
Games 1-4														
Games 5-10														
Nov 23	vs. Miami*	P	0	0	0.0	—	0	0	0	0.0	—	0	0	0
Nov 30	at Kansas City*	P	0	0	0.0	—	0	0	0	0.0	—	0	0	0
Dec 7	vs. Buffalo*	P	1	1	1.0	1	0	0	0	0.0	—	0	0	0
Dec 14	at San Diego*	P	1	16	16.0	16	0	0	0	0.0	—	0	0	0
Dec 22	at Cincinnati	P	0	0	0.0	—	0	0	0	0.0	—	0	0	0
Dec 28	vs. Oakland*	P	4	5	1.3	5	0	0	0	0.0	—	0	0	0

Regular Season Totals		6/0	6	22	3.7	16	0	0	0	0.0	—	0	0	0
Jan 11	vs. Indianapolis†	P	0	0	0	—	0	0	0	0.0	—	0	0	0

Postseason Totals		1/0	0	0	0	—	0	0	0	0.0	—	0	0	0
--------------------------	--	------------	----------	----------	----------	----------	----------	----------	----------	------------	----------	----------	----------	----------

†AFC Divisional Playoff Game

DID YOU KNOW?

The Broncos scored four touchdowns of at least 40 yards (two pass plays, one rushing play and one punt return) during their *Monday Night Football* win against Tennessee on Nov. 19, 2007, marking the first time in club history that feat was accomplished. Denver also became the first NFL team in four seasons to score four 40-yard touchdowns in the same game with its performance against the Titans.



AQIB TALIB

21

CORNERBACK



6-1 • 205 • 8TH YR. • KANSAS

BORN: Feb. 13, 1986, in Cleveland

HIGH SCHOOL: Berkner High School, Richardson, Texas

ACQUIRED: Unrestricted Free Agent (New England), 2014

NFL YEAR: 8th • **YEAR WITH BRONCOS:** 2nd

NFL GAMES PLAYED/STARTED: 92/78 • **POSTSEASON GP/GS:** 5/5

TALIB AT A GLANCE:

- An eighth-year player who appeared in 92 career regular-season games (78 starts) with Tampa Bay (2008-12), New England (2012-13) and Denver (2014), totaling the second-most interceptions (27) in the NFL among cornerbacks since he entered the league.
- Totaled 335 tackles (261 solo), one sack (8 yds.), 27 interceptions (410 yds.), 87 passes defended, three forced fumbles and three fumble recoveries during his first seven seasons in the NFL.
- Tied for first in the NFL with six interceptions returned for touchdowns since becoming a regular starter in 2009.
- Selected to his second consecutive Pro Bowl in his first year with the Broncos in 2014 after ranking third in the NFL opponent quarterback rating (72.2) when targeted defensively, according to Pro Football Focus.
- Helped Denver's defense allow the fewest yards per attempt (6.02) in the NFL as one of three Pro Bowlers in the Bronco's secondary in 2014.
- Named to his first career Pro Bowl in 2013 in addition to being recognized as a second-team All-Pro selection by the Associated Press.
- Selected as the NFL Alumni Defensive Back of the Year following his 2010 season when he totaled a career-high six interceptions for Tampa Bay.
- Named Conference Defensive Player of the Week on two occasions: at Arizona (10/31/10) and at San Diego (12/14/14).
- Matched a Buccaneers franchise record with a career-best three interceptions at Washington (10/4/09).
- Started 32-of-34 games played at the University of Kansas and earned consensus first-team All-America honors and unanimous first-team All-Big 12 Conference recognition following his final season for the Jayhawks in 2007.
- Joined the Broncos as an unrestricted free agent (New England) on March 12, 2014.
- Selected by Tampa Bay in the first round (20th overall) of the 2008 NFL Draft.

CAREER TRANSACTIONS: Signed by Tampa Bay as a draft choice 7/25/08; Traded to New England 11/1/12; Signed by Denver as an unrestricted free agent 3/12/14.



2014: Talib started 15 regular-season games and earned his second consecutive Pro Bowl selection after totaling 63 tackles (54 solo), four interceptions (62 yds.), 17 passes defended, one sack (8 yds.) and one forced fumble... Returned two of his interceptions for touchdowns to become the eighth Bronco with multiple interception returns for touchdowns in franchise history (single season)... Secured the Broncos' win at NYJ (10/12) with a 22-yard interception return for a touchdown with 15 seconds remaining in the contest... Named AFC Defensive Player of the Week for his season-high eight tackles, one interception and three passes defended in the team's win at S.D. (12/14), becoming the first NFL cornerback and fourth player in 2014 to reach those

TALIB RACKS UP THE INTERCEPTIONS

MOST INTERCEPTIONS BY A CB, NFL, (2008-PRES.)

Player	No.
1. Asante Samuel, Phi./Atl.	29
2. Aqib Talib, T.B./N.E./Den.	27
3. Tramon Williams, G.B.	27
4. DeAngelo Hall, Oak./Was.	26
5. Richard Sherman, Sea.	24

MOST INTERCEPTIONS FOR A TD, NFL, (2008-PRES.)

Player	No.
1. Aqib Talib, T.B./N.E./Den.	6
Charles Tillman, Chi.	6
3. Captain Munnerlyn, Car./Min.	5
Charles Woodson, Oak./G.B.	5
Janoris Jenkins, Slt.	5

TALIB FINDS THE END ZONE TWICE IN 2014

BRONCOS WITH MULTIPLE INTERCEPTIONS RETURNED FOR A TOUCHDOWN, SINGLE SEASON

Player	Year	No.
Nemiah Wilson	1967	2
John Rowser	1976	2
Mike Harden	1986	2
Jimmy Spencer	2000	2
Deltha O'Neal	2002	2
Champ Bailey	2005	2
Chris Harris Jr.	2012	2
Aqib Talib	2014	2

marks in a single game... Picked off quarterback Andy Dalton at Cin. (12/22) and returned the interception 33 yards for a touchdown on *Monday Night Football*... Recorded his first career sack (8 yds.) vs. Oak. (12/28).

2013: Talib started all 13 games played for the Patriots and earned his first career Pro Bowl selection in addition to being named second-team All-Pro by the Associated Press... Totaled 44 tackles (35 solo), four interceptions (12 yds.), 14 passes defended, one forced fumble and one fumble recovery in the regular season... Added five tackles (3 solo) in two postseason starts... Combined to make four interceptions in Weeks 2-4 to represent the second three-game interception streak of his career... Matched his career high with three takeaways (2 INTs, 1 FF) vs. NYJ (9/12)... Tied a career high with four passes defended at Atl. (9/29).

2012: Talib started 9-of-10 games played with Tampa Bay and New England, splitting time between the two clubs after a mid-season trade... Tallied 40 tackles (33 solo), two interceptions (59 yds.), 10 passes defended and one fumble recovery on defense... Appeared in the season's first four games for the Buccaneers and recorded 21 tackles (20 solo), one interception and seven passes defended... Blocked his first career punt in the season opener vs. Car. (9/9)... Traded to New England on Nov. 1 along with a 2013 seventh-round draft pick in exchange for a 2013 fourth-round selection... Opened 5-of-6 regular-season games for the Patriots and registered 19 tackles (13 solo), one interception (59 yds.), two passes defended and one fumble recovery... Started both of New England's playoff games and contributed 10 tackles (9 solo) and one pass defended... Intercepted Colts quarterback Andrew Luck and returned it 59 yards for a touchdown vs. Ind. (11/18) in his first game with the Patriots... Posted a career-best 10 tackles (9 solo) in New England's AFC Divisional Playoff Game vs. Hou. (1/13).

2011: Talib opened all 13 games played for Tampa Bay and totaled 42 tackles (41 solo), two interceptions (55 yds., 2 TDs), 11 passes defended and one forced fumble... Scored on a 27-yard interception return and forced a fumble at Ten. (11/27)... Placed on injured reserve (hamstring) on Dec. 19.

2010: Talib started all 11 games he appeared in for the Buccaneers and made a career-high six interceptions (91 yds.) to go along with 50 tackles (47 solo) and 11 passes defended... Named NFL Alumni Defensive Back of the Year, joining teammate Ronde Barber (2001) as the only players in franchise history to receive the honor... Recorded interceptions in his first three games of the season... Selected as NFC Defensive Player of the Week after posting two interceptions, including one returned 45 yards for a score, at Ari. (10/31)... Placed on injured reserve (hip) on Dec. 6.

2009: Talib started 15 games for Tampa Bay and tallied a personal-best 69 tackles (62 solo), 15 passes defended and one fumble recovery in addition to intercepting five passes.

2008: Selected by Tampa Bay in the first round (20th overall) of the 2008 NFL Draft, Talib appeared in 15 games (2 starts) as a rookie and contributed 27 tackles (19 solo), four interceptions (32 yds.) and nine passes defended... Recorded his first career interception vs. Atl. (9/14).

COLLEGE: Talib opened 32-of-34 career games played at the University of Kansas and totaled 162 tackles, 13 interceptions, 43 passes defended, two forced fumbles and two fumble recoveries for the Jayhawks... Declared for the NFL Draft following his junior season after being named a consensus first-team All-American and unanimous first-team All-Big 12 Conference selection... Named MVP of the 2008 Orange Bowl vs. Virginia Tech (1/3/08) after giving Kansas its first lead with a 60-yard interception returned for a touchdown.

PERSONAL: Talib attended Berkner High School in Richardson, Texas, where he was a first-team all-district and all-city defensive back... Aqib Talib (pronounced UH-keeb TUH-lee) was born on Feb. 13, 1986, in Cleveland.

TALIB'S REGULAR SEASON RECORD

Year	Club	G	S	UT	A	TT	S-Yds.	I-Yds.	PD	FF	FR	TD-Int.	TD-FR	S	Pts.
2008	Tampa Bay	15	2	19	8	27	0-0	4-32	9	0	0	0	0	0	0
2009	Tampa Bay	15	15	62	7	69	0-0	5-99	15	0	1	0	0	0	0
2010	Tampa Bay	11	11	47	3	50	0-0	6-91	11	0	0	1	0	0	6
2011	Tampa Bay	13	13	41	1	42	0-0	2-55	11	1	0	2	0	0	12
2012	T.B./N.E.	10	9	33	7	40	0-0	2-59	9	0	1	1	0	0	6
2013	New England	13	13	35	9	44	0-0	4-12	14	1	1	0	0	0	0
2014	Denver	15	15	54	9	63	1-8	4-62	17	1	0	2	0	0	12
CAREER TOTALS		92	78	261	44	335	1-8	27-410	87	3	3	6	0	0	36

ADDITIONAL STATISTICS: Blocked a punt vs. Carolina, 9/9/12.

TALIB'S POSTSEASON RECORD

Year	Club	G	S	UT	A	TT	S-Yds.	I-Yds.	PD	FF	FR	TD-Int.	TD-FR	S	Pts.
2012	New England	2	2	9	1	10	0-0	0-0	1	0	0	0	0	0	0
2013	New England	2	2	3	2	5	0-0	0-0	0	0	0	0	0	0	0
2014	Denver	1	1	4	0	4	0-0	0-0	1	0	0	0	0	0	0
CAREER TOTALS		5	5	16	3	19	0-0	0-0	2	0	0	0	0	0	0

TALIB'S SINGLE GAME HIGHS

(Postseason in parentheses)

Tackles — 9 vs. Carolina, 11/14/10 (10 vs. Houston, 1/13/13). **Interceptions** — 3 at Washington, 10/4/09 (none). **Interception return yards** — 61 at Washington, 10/4/09 (None). **Passes Defended** — 4, twice, last at Atlanta, 9/29/13 (1, twice, last vs. Indianapolis, 1/11/15). **Sacks** — 1 vs. Oakland, 12/28/14 (None). **Sack yards** — 8 vs. Oakland, 12/28/14 (None).

TALIB'S INTERCEPTIONS BY QUARTERBACK

Quarterback	INTs	Quarterback	INTs
Jason Campbell	3	Max Hall	1
Matt Ryan	3	Matt Hasselbeck	1
Geno Smith	3	Colin Kaepernick	1
Derek Anderson	1	Andrew Luck	1
Charlie Batch	1	Carson Palmer	1
Tom Brady	1	Philip Rivers	1
Jimmy Clausen	1	Aaron Rodgers	1
Andy Dalton	1	Tony Romo	1
Jake Delhomme	1	Matthew Stafford	1
Joe Flacco	1	Seneca Wallace	1
Josh Freeman	1		

AQIB TALIB'S CAREER GAME-BY-GAME

(Victories asterisked)

2008 TAMPA BAY (9-7)			TACKLES								
Date	Opponent	P/S	UT	A	TT	S-Yds.	I-Yds.	PD	FF	FR	
Sep 7	at New Orleans	P	1	0	1	0-0	0-0	0	0	0	
Sep 14	vs. Atlanta*	P	0	0	0	0-0	1-2	1	0	0	
Sep 21	at Chicago*			INACTIVE							
Sep 28	vs. Green Bay*	P	3	1	4	0-0	0-0	0	0	0	
Oct 5	at Denver	P	1	0	1	0-0	0-0	0	0	0	
Oct 12	vs. Carolina*	P	2	1	3	0-0	1-11	2	0	0	
Oct 19	vs. Seattle*	P	0	0	0	0-0	1-19	1	0	0	
Oct 26	at Dallas	P	2	0	2	0-0	0-0	1	0	0	
Nov 2	at Kansas City*	S	0	1	1	0-0	0-0	1	0	0	
Nov 16	vs. Minnesota*	P	2	0	2	0-0	0-0	1	0	0	
Nov 23	at Detroit*	P	1	1	2	0-0	0-0	0	0	0	
Nov 30	vs. New Orleans*	S	3	2	5	0-0	0-0	1	0	0	
Dec 8	at Carolina	P	1	1	2	0-0	0-0	0	0	0	
Dec 14	at Atlanta	P	1	0	1	0-0	1-0	1	0	0	
Dec 21	vs. San Diego	P	1	0	1	0-0	0-0	1	0	0	
Dec 28	vs. Oakland	P	1	1	2	0-0	0-0	0	0	0	
Regular Season Totals			15/2	19	8	27	0-0	4-32	9	0	0
2009 TAMPA BAY (3-13)			TACKLES								
Date	Opponent	P/S	UT	A	TT	S-Yds.	I-Yds	PD	FF	FR	
Sep 13	vs. Dallas	S	4	0	4	0-0	0-0	1	0	0	
Sep 20	at Buffalo	S	4	2	6	0-0	0-0	0	0	0	
Sep 27	vs. N.Y. Giants	S	4	0	4	0-0	0-0	2	0	0	
Oct 4	at Washington	S	4	1	5	0-0	3-61	3	0	0	
Oct 11	at Philadelphia	S	3	0	3	0-0	0-0	1	0	0	
Oct 18	vs. Carolina	S	3	0	3	0-0	0-0	0	0	0	
Oct 25	vs. New England	S	5	0	5	0-0	1-23	1	0	0	
Nov 8	vs. Green Bay*	S	3	0	3	0-0	1-15	1	0	0	
Nov 15	at Miami	S	5	0	5	0-0	0-0	1	0	0	
Nov 22	vs. New Orleans	S	3	1	4	0-0	0-0	0	0	0	
Nov 29	at Atlanta	S	3	0	3	0-0	0-0	1	0	0	
Dec 6	at Carolina			INACTIVE							
Dec 13	vs. N.Y. Jets	S	4	0	4	0-0	0-0	1	0	1	
Dec 20	at Seattle*	S	5	1	6	0-0	0-0	0	0	0	
Dec 27	at New Orleans*	S	6	1	7	0-0	0-0	2	0	0	
Jan 3	vs. Atlanta	S	6	1	7	0-0	0-0	3	0	0	
Regular Season Totals			15/15	62	7	69	0-0	5-99	15	0	1
2010 TAMPA BAY (10-6)			TACKLES								
Date	Opponent	P/S	UT	A	TT	S-Yds.	I-Yds	PD	FF	FR	
Sep 12	vs. Cleveland*			RESERVE/SUSPENDED							
Sep 19	at Carolina*	S	3	0	3	0-0	1-21	1	0	0	
Sep 26	vs. Pittsburgh	S	2	0	2	0-0	1-0	1	0	0	
Oct 10	at Cincinnati*	S	7	0	7	0-0	1-0	1	0	0	
Oct 17	vs. New Orleans	S	4	0	4	0-0	0-0	0	0	0	
Oct 24	vs. St. Louis*	S	4	0	4	0-0	0-0	0	0	0	
Oct 31	at Arizona*	S	6	1	7	0-0	2-45	2	0	0	
Nov 7	at Atlanta	S	5	1	6	0-0	0-0	1	0	0	
Nov 14	vs. Carolina*	S	8	1	9	0-0	0-0	1	0	0	
Nov 21	at San Francisco*	S	1	0	1	0-0	0-0	1	0	0	
Nov 28	at Baltimore	S	5	0	5	0-0	1-25	2	0	0	
Dec 5	vs. Atlanta	S	2	0	2	0-0	0-0	1	0	0	
PLACED ON INJURED RESERVE (HIP) ON DEC. 6											
Regular Season Totals			11/11	47	3	50	0-0	6-91	11	0	0

2011 TAMPA BAY (4-12)

TACKLES

Date	Opponent	P/S	UT	A	TT	S-Yds.	I-Yds	PD	FF	FR
Sep 11	vs. Detroit		4	0	4	0-0	1-28	3	0	0
Sep 18	at Minnesota*	S	3	0	3	0-0	0-0	0	0	0
Sep 25	vs. Atlanta*	S	7	0	7	0-0	0-0	0	0	0
Oct 3	vs. Indianapolis*	S	2	0	2	0-0	0-0	2	0	0
Oct 9	at San Francisco	S	1	0	1	0-0	0-0	1	0	0
Oct 16	vs. New Orleans*	S	2	0	2	0-0	0-0	0	0	0
Oct 23	vs. Chicago	S	6	0	6	0-0	0-0	1	0	0
Nov 6	at New Orleans	S	7	0	7	0-0	0-0	1	0	0
Nov 13	vs. Houston	S	3	0	3	0-0	0-0	1	0	0
Nov 20	at Green Bay	S	3	0	3	0-0	0-0	3	0	0
Nov 27	at Tennessee	S	2	1	3	0-0	1-27	1	1	0
Dec 4	vs. Carolina	S	0	0	0	0-0	0-0	0	0	0
Dec 11	at Jacksonville	S			INACTIVE					
Dec 17	vs. Dallas	S	1	0	1	0-0	0-0	0	0	0

PLACED ON INJURED RESERVE (HAMSTRING) ON DEC. 19

Regular Season Totals 13/13 41 1 42 0-0 2-55 11 1 0

2012 T.B. (7-9) / N.E. (12-4)

TACKLES

Date	Opponent	P/S	UT	A	TT	S-Yds.	I-Yds	PD	FF	FR
Sep 9	vs. Carolina*		2	1	3	0-0	0-0	1	0	0
Sep 16	at N.Y. Giants	S	8	0	8	0-0	0-0	4	0	0
Sep 23	at Dallas	S	7	0	7	0-0	1-0	1	0	0
Sep 30	vs. Washington	S	3	0	3	0-0	0-0	1	0	0
Games 5-7 RESERVE/SUSPENDED TRADED TO NEW ENGLAND ON NOV. 1 DID NOT PLAY										
Nov 11	vs. Buffalo*									
Nov 18	vs. Indianapolis*	S	5	2	7	0-0	1-59	1	0	0
Nov 22	at N.Y. Jets*	S	1	1	2	0-0	0-0	0	0	0
Dec 2	at Miami*	S	2	1	3	0-0	0-0	0	0	0
Dec 10	vs. Houston*	S	2	0	2	0-0	0-0	1	0	0
Dec 16	vs. San Francisco	S	2	2	4	0-0	0-0	0	0	1
Dec 23	at Jacksonville*	P	1	0	1	0-0	0-0	0	0	0
Dec 30	vs. Miami*	S								

DID NOT PLAY

Regular Season Totals 10/9 33 7 40 0-0 2-59 9 0 1

Jan 13 vs. Houston*† 9 1 10 0-0 0-0 0 0 0

Jan 20 vs. Baltimore# 0 0 0 0-0 0-0 1 0 0

Postseason Totals 2/2 9 1 10 0-0 0-0 1 0 0

†AFC Divisional Playoff Game; #AFC Championship Game

2013 NEW ENGLAND (12-4)

TACKLES

Date	Opponent	P/S	UT	A	TT	S-Yds.	I-Yds	PD	FF	FR
Sep 8	at Buffalo*	S	3	0	3	0-0	0-0	0	0	0
Sep 12	vs. N.Y. Jets*	S	1	1	2	0-0	2-14	2	1	0
Sep 22	vs. Tampa Bay*	S	3	2	5	0-0	1-0	1	0	0
Sep 29	at Atlanta*	S	1	1	2	0-0	1-2	4	0	0
Oct 6	at Cincinnati	S	4	1	5	0-0	0-0	1	0	0
Oct 13	vs. New Orleans*	S	0	0	0	0-0	0-0	1	0	0
Games 7-9 INACTIVE										
Nov 18	at Carolina	S	5	0	5	0-0	0-0	2	0	0
Nov 24	vs. Denver*	S	3	1	4	0-0	0-0	1	0	0
Dec 1	at Houston*	S	3	0	3	0-0	0-0	1	0	0
Dec 8	vs. Cleveland*	S	3	0	3	0-0	0-0	0	0	0
Dec 15	at Miami	S	1	1	2	0-0	0-0	0	0	0
Dec 22	at Baltimore*	S	4	2	6	0-0	0-0	0	0	0
Dec 29	vs. Buffalo*	S	4	0	4	0-0	0-0	0	0	0

Regular Season Totals 13/13 35 9 44 0-0 4-12 13 1 0

Jan 11 vs. Indianapolis*† 2 2 4 0-0 0-0 0 0 0

Jan 19 at Denver# 1 0 1 0-0 0-0 0 0 0

Postseason Totals 2/2 3 2 5 0-0 0-0 0 0 0

†AFC Divisional Playoff Game; #AFC Championship Game

2014 DENVER (12-4)

TACKLES

Date	Opponent	P/S	UT	A	TT	S-Yds.	I-Yds	PD	FF	FR
Sep 7	vs. Indianapolis*	S	4	0	4	0-0	0-0	3	0	0
Sep 14	vs. Kansas City*	S	2	0	2	0-0	0-0	1	0	0
Sep 21	at Seattle	S	5	1	6	0-0	0-0	1	0	0
Oct 5	vs. Arizona*	S	3	0	3	0-0	0-0	0	0	0
Oct 12	at N.Y. Jets*	S	4	0	4	0-0	1-22	2	0	0
Oct 19	vs. San Francisco*	S	2	0	2	0-0	1-3	1	0	0
Oct 23	vs. San Diego*	S	6	1	7	0-0	0-0	2	0	0
Nov 2	at New England	S	7	0	7	0-0	0-0	0	0	0
Nov 9	at Oakland*	S	1	1	2	0-0	0-0	1	0	0
Nov 16	at St. Louis	S	2	2	4	0-0	0-0	0	0	0
Nov 23	vs. Miami*	S	2	0	2	0-0	0-0	0	1	0
Nov 30	at Kansas City*				INACTIVE					
Dec 7	vs. Buffalo*	S	3	1	4	0-0	0-0	0	0	0
Dec 14	at San Diego*	S	7	1	8	0-0	1-4	3	0	0
Dec 22	at Cincinnati	S	3	1	4	0-0	1-33	3	0	0
Dec 28	vs. Oakland*	S	3	1	4	1-8	0-0	0	0	0

Regular Season Totals 15/15 54 9 63 1-8 4-62 17 1 0

Jan 11 vs. Indianapolis† 4 0 4 0-0 0-0 1 0 0

Postseason Totals 1/1 4 0 4 0-0 0-0 1 0 0

†AFC Divisional Playoff Game



DEMARIYUS THOMAS

88

WIDE RECEIVER

6-3 • 229 • 6TH YR. • GEORGIA TECH

BORN: Dec. 25, 1987, in Montrose, Ga.

HIGH SCHOOL: West Laurens High School, Montrose, Ga.

ACQUIRED: Draft #1a (22nd overall), 2010

NFL YEAR: 6th • YEAR WITH BRONCOS: 6th

NFL GAMES PLAYED/STARTED: 69/55 • POSTSEASON GP/GS: 7/7



THOMAS AT A GLANCE:

- A sixth-year wide receiver and three-time Pro Bowl selection who has played 69 regular-season games (55 starts) and opened all seven postseason contests for the Broncos during his first five seasons in Denver.
- Ranks first in franchise history with 28 total games with 100-plus receiving yards—a figure that ranks second in the NFL since 2011 when he recorded his first 100-yard receiving output.
- Posted at least 1,400 receiving yards and 10 touchdowns in each of his last three seasons, joining Marvin Harrison (4) and Jerry Rice (3) as the only players in NFL history with three consecutive years producing those totals.
- Named to his third consecutive Pro Bowl in 2014—tying for the most selections by a wide receiver in Broncos history (Rod Smith)—after setting a franchise single-season record with 1,619 receiving yards and ranking second in team annals with 111 catches on the year.
- Set a franchise record in 2014 for most 100-yard receiving games (10), reaching the century mark in seven consecutive contests (Games 4-10) to tie for the second-longest streak in league history.
- Combined with teammate Emmanuel Sanders (101-1,404) to record the most receiving yards (3,023) and tie for the most receptions (212) by an offensive tandem in the NFL in 2014—marking the second time a pair of Broncos teammates posted 100-plus receptions in the same season.
- Established a Broncos single-game receiving yardage record with his 226-yard performance vs. Arizona (10/5/14) to earn AFC Offensive player of the Week recognition.
- Ranked second in the NFL with 14 receiving touchdowns and fourth in the league with 1,430 yards on 92 catches in 2013 to earn his second consecutive Pro Bowl selection and Associated Press second-team All-Pro recognition.
- Combined with teammate Eric Decker to represent the most prolific receiving tandem (2,718 yds.) in the NFL in 2013.
- Selected to his first Pro Bowl following the 2012 season in which he caught 94 passes for 1,434 yards (15.3 avg.) with 10 touchdowns, ranking fourth in the league in receiving yards and posting the second-most 25-yard receptions (18) in the NFL.
- Fueled Denver's 29-23 win against Pittsburgh in the AFC Wild Card round (1/8/12) with his four-catch, 204-yard performance that included an 80-yard game-winning touchdown reception on the first play of overtime.
- Totaled eight receptions for 97 yards (12.1 avg.) with one touchdown in his NFL debut vs. Seattle (9/19/10) to mark the second-most catches by a Broncos rookie in his pro debut and become just the ninth player (since 1970) to record at least eight catches in their first NFL game.
- Finished his career at Georgia Tech ranked fourth in school history in receiving yards (2,339), fourth in touchdown catches (15) and seventh in receptions (120).
- Averaged nearly 20 yards per reception during his collegiate career, posting the fifth-best receiving average (19.5) for a career in Atlantic Coast Conference history.
- Selected by the Broncos in the first round (22nd overall) of the 2010 NFL Draft.

88's TROPHY CASE

Pro Bowls (3) 2012-14

All-Pro (2nd team) (2) 2013-14

THOMAS IN ELITE COMPANY

MOST CONSECUTIVE SEASONS WITH 1,400 RECEIVING YARDS AND 10 RECEIVING TOUCHDOWNS, NFL HISTORY

Player	No.	Years
1. Marvin Harrison, Ind.	4	1999-2002
2. Demaryius Thomas, Den.	3	2012-14
Jerry Rice, S.F.	3	1993-95

THOMAS ONE OF LEAGUE'S BEST SINCE 2012

WHERE THOMAS RANKS AMONGST LEAGUE'S TOP RECEIVERS (SORTED BY MOST RECEPTIONS)

Player	GP	Rec.	Yds.	Rec. TDs	25 yds.+	YAC
Andre Johnson	47	306 (1)	3,941 (4)	12 (T-37)	29 (T-14)	1,368 (5)
Antonio Brown	45	305 (2)	3,984 (3)	26 (8)	30 (T-11)	1,597 (2)
Demaryius Thomas	48	297 (3)	4,483 (2)	35 (2)	50 (1)	1,959 (1)
Brandon Marshall	45	279 (4)	3,524 (9)	31 (3)	24 (T-20)	923 (26)
Calvin Johnson	43	277 (5)	4,533 (1)	25 (8)	38 (T-2)	1,284 (10)
Dez Bryant	48	273 (6)	3,935 (5)	41 (1)	38 (T-2)	1,418 (4)
A.J. Green	45	264 (7)	3,817 (6)	28 (T-5)	30 (T-11)	1,204 (14)
Eric Decker	47	246 (8)	3,314 (11)	29 (4)	27 (16)	1,043 (19)
Wes Welker	43	240 (9)	2,596 (27)	18 (T-16)	17 (T-40)	1,268 (11)
Roddy White	43	235 (10)	2,983 (17)	17 (T-18)	18 (T-37)	694 (45)

CAREER TRANSACTIONS: Signed by Denver as a draft choice 8/1/10.



2014: Thomas, who was voted a captain by his teammates, started all 16 regular-season games, earning his third straight Pro Bowl selection and second consecutive All-Pro second-team nod from the Associated Press after setting a Broncos single-season record with 1,619 yards on 111 receptions (14.6 avg.) with 11 touchdowns... Set a franchise single-season record for most games with 100-plus yards receiving (10) and became just the seventh player in pro football history with 10 such games in a single year... Recorded 100 receiving yards in Games 4-10 to tie for the second-longest streak in league history and set a club record... Joined Marvin Harrison and Jerry Rice as the only players in NFL history with three consecutive 1,400-yard, 10-touchdown seasons... Joined Broncos Ring of Famer Rod Smith (2000-01, '05) as the only receivers in franchise history to be named to at least three Pro Bowls... Teamed with Emmanuel Sanders to become only the second 100-catch duo in club history (Rod Smith/Ed McCaffrey, 2000)... Combined with Sanders to record the most receiving yards (3,023) and tie for the most receptions (212) by an offensive tandem in the NFL in 2014... Caught the game-tying two-point conversion pass from quarterback Peyton Manning to force overtime at Sea. (9/21)... Set a Broncos single-game receiving yardage record with his 226 yards vs. Ari. (10/5) and was named AFC Offensive Player of the Week for his performance... Caught 11 passes for 108 yards (9.8 avg.) at Oak. (11/9) to top 1,000 yards on the year and become just the fourth player in Broncos history with three consecutive 1,000-yard receiving seasons... Caught seven passes for 103 yards (14.7 avg.) at Stl. (11/19) to represent his seventh consecutive game with at least 100 yards receiving, marking the longest streak of its kind in team history and tying for the second-longest such streak in league history... Topped the 100-reception mark for the first time in his career with seven catches for 115 yards (16.4 avg.) at Cin. (12/22)... Caught five passes for 59 yards (11.8 avg.) with one touchdown in Denver's AFC Divisional Playoff Game vs. Ind. (1/11) to tie Rod Smith for the most postseason scoring receptions in franchise history.

2013: Thomas started all 16 regular-season games, earning his second consecutive Pro Bowl selection and Associated Press second-team All-Pro honors after posting 92 receptions for 1,430 yards (15.5 avg.) with 14 touchdowns... Ranked fourth in the NFL in receiving yards and second in receiving scores... Led all NFL players in receptions (28) and receiving yards (327) in the postseason in addition to collecting two touchdown catches in three playoff games... Posted his first career 100-catch game (10-94) vs. Oak. (9/23)... Recorded his first three-touchdown game at S.D. (11/10) to earn AFC Offensive Player of the Week honors... Surpassed the 1,000-yard mark for the second straight season after catching three passes for 106 yards (35.3 avg.), including a game-long 77-yard reception, at K.C. (12/1)... Hauled in a game-high eight passes (54 yds.) and opened the scoring with a 2-yard touchdown catch in the first quarter of Denver's AFC Divisional Playoff Game vs. S.D. (1/12)... Caught seven passes for a game-high 134 yards (19.1 avg.) with one touchdown in Denver's AFC Championship Game vs. N.E. (1/19)... Set a Super Bowl record with 13 receptions for 118 yards (9.1 avg.) with one touchdown in Super Bowl XLVIII vs. Sea. (2/2).

2012: Thomas started all 16 regular-season games for the first time in his career and earned his first Pro Bowl selection after finishing as the team's leading receiver with 94 catches for 1,434 yards (15.3 avg.) and 10 touchdowns... Ranked in the league's top 10 in receiving yards (4th), receptions (8th), receiving average (2nd), touchdowns (7th) and 25+yard catches (2nd)... Topped the 100-yard mark in seven games... Caught quarterback Peyton Manning's 400th career touchdown throw when he took a screen pass 71 yards to the end zone in the third quarter vs. Pit. (9/9)... Surpassed the 1,000-yard mark for the first time in his career, finishing with a game-high 82 receiv-

THOMAS SETS FRANCHISE RECEIVING RECORD IN 2014

MOST REC. YDS., SINGLE SEASON, BRONCOS HISTORY

Player	Year	No.
1. Demaryius Thomas	2014	1,619
2. Rod Smith	2000	1,602
3. Brandon Lloyd	2010	1,448
4. Demaryius Thomas	2012	1,434
5. Demaryius Thomas	2013	1,430

MOST RECEPTIONS, SINGLE SEASON, BRONCOS HISTORY

Player	Year	No.
1. Rod Smith	2000	113
2. Demaryius Thomas, Den.	2014	111
3. Brandon Marshall	2008	104
4. Brandon Marshall	2007	102
5. Emmanuel Sanders	2014	101
Brandon Marshall	2009	101
Ed McCaffrey	2000	101

THOMAS' 100-YARD GAMES

MOST CONSEC. 100-YARD REC. GMS., NFL HISTORY

Player	Dates	No.
1. Calvin Johnson, Det.	11/4/12-12/22/12	8
2. Demaryius Thomas, Den.	10/5/14-11/16/14	7
Michael Irvin, Dal.	9/17/95-11/6/95	7
Bill Groman, Hou.	10/13/61-12/10/61	7
Charley Hennigan, Hou.	9/9/61-10/29/61	7

MOST SINGLE-SEASON 100-YARD REC. GMS., NFL HISTORY

Player	Year	No.
1. Michael Irvin, Dal.	1995	11
Calvin Johnson, Det.	2012	11
2. Demaryius Thomas, Den.	2014	10
Marvis Harrison, Ind.	2002	10
Charley Hennigan, Hou.	1961	10
Torry Holt, Stl.	2003	10
Herman Moore, Det.	1995	10

ing yards (4-82) with one touchdown at K.C. (11/25)... Registered his second career multiple-touchdown game with a pair of scoring catches vs. T.B. (12/2)... Topped the 100-yard mark for the sixth game of the season vs. Cle. (12/23)... Made a 17-yard touchdown catch in Denver's AFC Divisional Playoff Game vs. Bal. (1/12).

2011: Thomas played 11 regular-season games (5 starts) and ranked second on the team with 32 receptions for 551 yards (17.2 avg.) with four touchdowns... Inactive for the first five games of the year while recovering from an off-season Achilles injury and a broken thumb suffered in training camp... Started both postseason contests and totaled 10 catches for 297 yards (29.7 avg.) with one score... Set a franchise record by leading the Broncos in receiving in the season's final seven games... Posted 25 receptions for 448 yards (17.9 avg.) with three touchdowns in Denver's final five regular-season games... Fueled Denver's 29-23 win vs. Pit. (1/8) in the AFC Wild Card Game when he caught an 80-yard touchdown on the first play of overtime (longest overtime scoring play in NFL postseason history)... Totaled four receptions for 204 yards against the Steelers to mark the most receiving yards by a Bronco in playoff history and the second-highest receiving average (51.0) in a single game in NFL annals.

2010: Selected by Denver in the first round (22nd overall) of the 2010 NFL Draft, Thomas played 10 games (2 starts) and totaled 22 receptions for 283 yards (12.9 avg.) with two touchdowns to go along with 16 kickoff returns for 398 yards (24.9 avg.)... Missed Denver's season opener at Jac. (9/12) with a foot injury that sidelined him the entire preseason... Recorded eight receptions for 97 yards (12.1 avg.) with one touchdown vs. Sea. (9/19) in his NFL debut to mark the second-most catches by a Broncos rookie in his pro debut and become just the ninth player in league history (since 1970) to record at least eight catches in his first NFL game... Caught a 17-yard touchdown over All-Pro cornerback Darrelle Revis vs. NYJ (10/17)... Inactive in Games 11-15 due to an ankle injury.

COLLEGE: Thomas played 39 games (36 starts) at Georgia Tech, where finished his career ranked fourth in school history in receiving yards (2,339), fourth in touchdown catches (15) and seventh in receptions (120)... Averaged nearly 20 yards per reception during his career, posting the fifth-best receiving average (19.5) in Atlantic Coast Conference history... Earned third-team All-America honors from the Associated Press and first-team All-ACC accolades as a senior in 2009 after ranking second in the nation with a school-record 25.1-yard average on 46 catches for 1,154 yards, which ranked second all-time in Georgia Tech annals.

PERSONAL: Thomas attended West Laurens High School in Montrose, Ga., where he was a first-team Class AA all-state selection by the *Atlanta Journal Constitution* and a two-time all-region and All-Heart of Georgia choice... Caught 56 passes for 756 yards (13.5 avg.) with seven touchdowns as a senior... Played on the school's state championship basketball team... First name is pronounced duh-MARE-ee-us... Demaryius Thomas was born on Dec. 25, 1987, in Montrose, Ga.

THOMAS' REGULAR SEASON RECORD

Year	Club	G	S	No.	RECEIVING			LG	TD	KICKOFF RETURNS				SCORING			
					Yds.	Avg.	LG			No.	Yds.	Avg.	LG	TD	TDr	Tp	Pts.
2010	Denver	10	2	22	283	12.9	31	2		16	398	24.9	65	0	2	0	12
2011	Denver	11	5	32	551	17.2	47	4		0	0	0.0	—	0	4	0	24
2012	Denver	16	16	94	1,434	15.3	71	10		0	0	0.0	—	0	10	0	60
2013	Denver	16	16	92	1,430	15.5	78	14		0	0	0.0	—	0	14	0	84
2014	Denver	16	16	111	1,619	14.6	86	11		0	0	0.0	—	0	11	0	66
CAREER TOTALS		69	55	351	5,317	15.1	86	41		16	398	24.9	65	0	41	0	1248

ADDITIONAL STATISTICS: Rushing — 2010 (2-1, 0.5 avg., 1 LG), 2011 (1 for 5), TOTAL (3-6, 2.0 avg., 5 LG). Special-teams tackles — 2010 (3), TOTAL (3). Miscellaneous tackles — 2010 (2), 2013 (2), TOTAL (4). Fumbles — 2010 (1 FR), TOTAL (1 FR).

THOMAS' POSTSEASON RECORD

Year	Club	G	S	No.	RECEIVING			LG	TD	KICKOFF RETURNS				SCORING			
					Yds.	Avg.	LG			No.	Yds.	Avg.	LG	TD	TDr	Tp	Pts.
2011	Denver	2	2	10	297	29.7	80	1		0	0	0.0	—	0	1	0	6
2012	Denver	1	1	3	37	12.3	17	1		0	0	0.0	—	0	1	0	6
2013	Denver	3	3	28	306	10.9	30	3		0	0	0.0	—	0	1	0	6
2014	Denver	1	1	5	59	11.8	24	1		0	0	0.0	—	0	1	0	6
CAREER TOTALS		7	7	46	699	15.2	80	6		0	0	0.0	—	0	3	0	24

THOMAS' SINGLE GAME HIGHS

(Postseason in parentheses)

Receptions — 11 at Oakland, 11/9/14 (13* vs. Seattle, 2/2/14). **Receiving yards** — 226* vs. Arizona, 10/5/14 (204* vs. Pittsburgh, 1/8/12). **Longest reception** — 86t vs. Arizona, 10/5/14 (80t vs. Pittsburgh, 1/8/12). **Receiving touchdowns** — 3*, twice, last vs. Miami, 11/23/14 (1, six times, last vs. Indianapolis, 1/11/15). **Consecutive games with 100 receiving yards** — 7*, Games 4-10, 2014 (2, 1/19/14-2/2/14). **Kick returns** — 5 at San Francisco (London), 10/31/10 (none). **Kick return yards** — 144 at Tennessee, 10/3/10 (none). **Longest kick return** — 65 at Tennessee, 10/3/10 (none).

*Super Bowl Record; *Broncos Record

THOMAS' 100-YARD RECEIVING GAMES (28. INCLUDES 3 POSTSEASON)

*denotes win (Thomas' teams are 22-6, including postseason, when he records 100 or more yards receiving in a game.)

Date	Opponent	No.	Yds.	Avg.	LG	TD
12/4/11	at Minnesota*	4	144	36.0	42	2
12/18/11	vs. New England	7	116	16.6	39	0
1/8/12	vs. Pittsburgh*^	4	204	51.0	80†	1
9/9/12	vs. Pittsburgh*	5	110	22.0	71†	1
9/30/12	vs. Oakland*	5	103	20.6	40	0
10/7/12	at New England	9	180	20.0	38	0
10/28/12	vs. New Orleans*	7	137	19.6	41	1
11/11/12	at Carolina*	9	135	15.0	46	0
12/23/12	vs. Cleveland*	9	102	11.3	23	1
12/30/12	vs. Kansas City*	7	122	17.4	36	1
9/5/13	vs. Baltimore*	5	161	32.2	78†	2
11/10/13	at San Diego*	7	108	15.4	34†	3
11/17/13	vs. Kansas City*	5	121	24.2	70	0
12/1/13	at Kansas City*	3	106	35.3	77	0
12/22/13	at Houston*	8	123	15.4	36†	1
12/29/13	at Oakland*	6	113	18.8	63†	2
1/19/14	vs. New England*^	7	134	19.1	30	1
2/2/14	vs. Seattle^	13	118	9.1	23	1
10/5/14	vs. Arizona*	8	226	28.3	86†	2
10/12/14	at N.Y. Jets*	10	124	12.4	54	1
10/19/14	vs. San Francisco*	8	171	21.4	49	2
10/23/14	vs. San Diego*	8	105	13.1	23	0
11/2/14	at New England	7	127	18.1	41	0
11/9/14	at Oakland*	11	108	9.8	21	0
11/16/14	at St. Louis	7	103	14.7	23	0
12/14/14	at San Diego*	6	123	20.5	36	1
12/22/14	at Cincinnati	7	115	16.4	46	0
12/28/14	vs. Oakland*	8	115	14.4	27	0

^Playoff Game

DEMARIUS THOMAS' GAME-BY-GAME

(Victories asterisked)

2010 DENVER (4-12)				RECEIVING				KICK RETURNS				SCORING		
Date	Opponent	P/S	No.	Yds.	Avg.	LG	TD	No.	Yds.	Avg.	LG	TD	2pt.	Pts.
Sep 12	at Jacksonville					INACTIVE								
Sep 19	vs. Seattle*	P	8	97	12.1	21†	1	0	0	0.0	—	0	0	6
Sep 26	vs. Indianapolis	P	2	43	21.5	27	0	0	0	0.0	—	0	0	0
Oct 3	at Tennessee*	P	1	9	9.0	9	0	4	144	36.0	65	0	0	0
Oct 10	at Baltimore	S	2	12	6.0	10	0	1	21	21.0	21	0	0	0
Oct 17	vs. N.Y. Jets	P	1	17	17.0	17†	1	0	0	0.0	—	0	0	6
Oct 24	vs. Oakland	P	1	6	6.0	6	0	1	3	3.0	3	0	0	0
Oct 31	at S.F. (London)	P	1	31	31.0	31	0	5	114	22.8	29	0	0	0
Nov 14	vs. Kansas City*	P	3	51	17.0	22	0	2	68	34.0	38	0	0	0
Nov 22	at San Diego	S	3	17	5.7	12	0	3	48	16.0	19	0	0	0
Games 11-15						INACTIVE								
Jan 2	vs. San Diego	P	0	0	0.0	—	0	0	0	0.0	—	0	0	0
Regular Season Totals		10/2	22	283	12.9	31	2	16	398	24.9	65	0	0	12

2011 DENVER (8-8)		RECEIVING					SCORING				
Date	Opponent	P/S	No.	Yds.	Avg.	LG	TD	2pt.	Pts.		
Games 1-5						INACTIVE					
Oct 23	at Miami*	P	3	27	9.0	15	1	0	6		
Oct 30	vs. Detroit	S	1	10	10.0	10	0	0	0		
Nov 6	at Oakland*	P	1	29	29.0	29	0	0	0		
Nov 13	at Kansas City*	P	0	0	0.0	—	0	0	0		
Nov 17	vs. N.Y. Jets*	S	2	37	18.5	28	0	0	0		
Nov 27	at San Diego*	P	0	0	0.0	—	0	0	0		
Dec 4	at Minnesota*	P	4	144	36.0	42	2	0	12		
Dec 11	vs. Chicago*	S	7	78	11.1	16	1	0	6		
Dec 18	vs. New England	S	7	116	16.6	39	0	0	0		
Dec 24	at Buffalo	S	4	76	19.0	47	0	0	0		
Jan 1	vs. Kansas City	P	3	34	11.3	17	0	0	0		
Regular Season Totals		11/5	32	551	17.2	47	4	0	24		
Jan 8	vs. Pittsburgh*§	S	4	204	51.0	80†	1	0	6		
Jan 14	at New England†	S	6	93	15.5	41	0	0	0		
Postseason Totals		2/2	10	297	29.7	80†	1	0	6		

§AFC Wild Card Game; †AFC Divisional Playoff Game

2012 DENVER (13-3)			RECEIVING					SCORING	
Date	Opponent	P/S	No.	Yds.	Avg.	LG	TD	2pt.	Pts.
Sep 9	vs. Pittsburgh*	S	5	110	22.0	71t	1	0	6
Sep 17	at Atlanta	S	8	78	9.8	17t	1	0	6
Sep 23	vs. Houston	S	3	34	11.3	23	0	0	0
Sep 30	vs. Oakland*	S	5	103	20.6	40	0	0	0
Oct 7	at New England	S	9	180	20.0	38	0	0	0
Oct 15	at San Diego*	S	2	37	18.5	29t	1	0	6
Oct 28	vs. New Orleans*	S	7	137	19.6	41	1	0	6
Nov 4	at Cincinnati*	S	6	77	12.8	45	0	0	0
Nov 11	at Carolina*	S	9	135	15.0	46	0	0	0
Nov 18	vs. San Diego*	S	3	42	14.0	17	1	0	6
Nov 25	at Kansas City*	S	4	82	20.5	30t	1	0	6
Dec 2	vs. Tampa Bay*	S	8	99	12.4	28	2	0	12
Dec 6	at Oakland*	S	5	83	16.6	22	0	0	0
Dec 16	at Baltimore*	S	4	13	3.3	5	0	0	0
Dec 23	vs. Cleveland*	S	9	102	11.3	23	1	0	6
Dec 30	vs. Kansas City*	S	7	122	17.4	36	1	0	6

Jan 12	vs. Baltimore	S	3	37	12.3	17t	1	0	6
--------	---------------	---	---	----	------	-----	---	---	---

Postseason Totals		1/1	3	37	12.3	17t	1	0	6
--------------------------	--	------------	----------	-----------	-------------	------------	----------	----------	----------

2013 DENVER (13-3)			RECEIVING					SCORING	
Date	Opponent	P/S	No.	Yds.	Avg.	LG	TD	2pt.	Pts.
Sep 5	vs. Baltimore*	S	5	161	32.2	78t	2	0	12
Sep 15	at N.Y. Giants	S	5	52	10.4	18	0	0	0
Sep 23	vs. Oakland*	S	10	94	9.4	22	0	0	0
Sep 29	vs. Philadelphia*	S	9	86	9.6	15t	2	0	12
Oct 6	at Dallas*	S	5	57	11.4	26	0	0	0
Oct 13	vs. Jacksonville*	S	3	78	26.0	42	0	0	0
Oct 20	at Indianapolis*	S	4	82	20.5	31t	1	0	6
Oct 27	vs. Washington*	S	7	75	10.7	35t	1	0	6
Nov 10	at San Diego*	S	7	108	15.4	34t	3	0	18
Nov 17	vs. Kansas City*	S	5	121	24.2	70	0	0	0
Nov 24	at New England	S	4	41	10.3	15	1	0	6
Dec 1	at Kansas City*	S	3	106	35.3	77	0	0	0
Dec 8	vs. Tennessee*	S	7	88	12.6	38	1	0	6
Dec 12	vs. San Diego	S	4	45	11.3	21	0	0	0
Dec 22	vs. Houston*	S	8	123	15.4	36t	1	0	6
Dec 29	at Oakland*	S	6	113	18.8	63t	2	0	12

Jan 12	vs. San Diego*†	S	8	54	6.8	9	1	0	6
Jan 19	vs. New England*#	S	7	134	19.1	30	1	0	6
Feb 2	vs. Seattle®	S	13	118	9.1	23	1	0	6

Postseason Totals		3/3	28	306	10.9	30	3	0	18
--------------------------	--	------------	-----------	------------	-------------	-----------	----------	----------	-----------

†AFC Divisional Playoff Game; #AFC Championship Game; ®Super Bowl XLVIII

Date	Opponent	P/S	No.	Yds.	Avg.	LG	TD	2pt.	Pts.
Sep 7	vs. Indianapolis*	S	4	48	12.0	26	0	0	0
Sep 14	vs. Kansas City*	S	5	62	12.4	21	1	0	6
Sep 21	at Seattle	S	4	31	7.8	12	0	2	0
Oct 5	vs. Arizona*	S	8	226	28.3	86t	2	0	12
Oct 12	at N.Y. Jets*	S	10	124	12.4	54	1	0	6
Oct 19	vs. San Francisco*	S	8	171	21.4	49	2	0	12
Oct 23	vs. San Diego*	S	8	105	13.1	23	0	0	0
Nov 2	at New England	S	7	127	18.1	41	0	0	0
Nov 9	at Oakland*	S	11	108	9.8	21	0	0	0
Nov 16	at St. Louis	S	7	103	14.7	23	0	0	0
Nov 23	vs. Miami*	S	10	87	8.7	21	3	0	18
Nov 30	at Kansas City*	S	6	63	10.5	23t	1	0	6
Dec 7	vs. Buffalo*	S	2	11	5.5	6	0	0	0
Dec 14	at San Diego*	S	6	123	20.5	36	1	0	6
Dec 22	at Cincinnati	S	7	115	16.4	46	0	0	0
Dec 28	vs. Oakland*	S	8	115	14.4	27	0	0	0

Jan 11	vs. Indianapolis†	S	5	59	11.8	24	1	0	6
--------	-------------------	---	---	----	------	----	---	---	---

Postseason Totals		1/1	5	59	11.8	24	1	0	6
--------------------------	--	------------	----------	-----------	-------------	-----------	----------	----------	----------

†AFC Divisional Playoff Game



JUWAN THOMPSON

40

RUNNING BACK

5-11 • 225 • 2ND YR. • DUKE

BORN: May 13, 1992, in Atlanta

HIGH SCHOOL: Woodward Academy, Atlanta

ACQUIRED: College Free Agent, 2014

NFL YEAR: 2nd • **YEAR WITH BRONCOS:** 2nd

NFL GAMES PLAYED/STARTED: 15/0



THOMPSON AT A GLANCE:

- A second-year running back who played 15 regular-season games as a rookie in 2014 and rushed for 272 yards on 54 carries (5.0 avg.) after making the Broncos' 53-man roster as a college free agent.
- Became the first undrafted rookie since 2006 to record multiple rushing touchdowns in a game with his two-touchdown performance against San Diego on Oct. 23, 2014.
- Appeared in 49 career games (24 starts) for Duke University and totaled 274 rushes for 1,244 yards (4.5 avg.) with nine touchdowns.
- Played all 14 games (4 starts) as a senior for the Blue Devils in 2013 and recorded 355 rushing yards on 64 attempts (5.4 avg.) with one touchdown.
- Entered the NFL with Denver as a college free agent on May 12, 2014.

CAREER TRANSACTIONS: Signed by Denver as a college free agent 5/12/14.



2014: Thompson, who entered the NFL with Denver as a college free agent on May 12, played 15 regular-season games and totaled 272 yards on 54 carries (5.0 avg.) with three touchdowns... Recorded his first career rushing touchdown in the fourth quarter vs. Ari. (10/5)... Notched the first multiple-touchdown game of his career vs. S.D. (10/23) to become the NFL's first undrafted rookie to accomplish that feat since 2006... Posted a career-high 10 carries for 39 yards (3.9 avg.) at K.C. (11/30)... Led the team with a personal-best 63 yards on four carries (15.8 avg.) vs. Buf. (12/7).

COLLEGE: Thompson appeared in 49 career games (24 starts) for Duke University and totaled 274 rushes for 1,244 yards (4.5 avg.) with nine touchdowns... Added 56 receptions for 397 yards (7.1 avg.) with three scores and 15 kickoff returns for 326 yards (21.7 avg.)... Totaled career highs in rushing attempts (110), rushing yards (457) and rushing touchdowns (7) during his sophomore campaign in 2011 and was named the recipient of the school's Bob Pascal Award as the Most Outstanding Offensive Back.

PERSONAL: Thompson attended Woodward Academy in Atlanta, where he rushed for 1,622 yards and 22 touchdowns as a senior to earn honorable mention all-state honors... Majored in sociology with a minor in education at Duke... Juwan Thompson was born on May 13, 1992, in Atlanta.

THOMPSON'S REGULAR SEASON RECORD

Year	Club	RUSHING					RECEIVING					SCORING				
		G	S	No.	Yds.	Avg.	LG	TD	No.	Yds.	Avg.	LG	TD	TDp	TDt	2pt Pts.
2014	Denver	15	0	54	272	5.0	47	3	4	25	6.3	14	0	3	3	0
CAREER TOTALS		15	0	54	272	5.0	47	3	4	25	6.3	14	0	3	3	18

DID YOU KNOW?

The Broncos' 13-10 win against the Boston Patriots at Boston University Field on Friday, Sept. 9, 1960, in front of 21,597 fans did more than mark the franchise's first victory in its first-ever regular-season game. Denver's contest at Boston also was the first regular-season game in American Football League history.

Halfback Al Carmichael also was credited with scoring the first touchdown in AFL (and Broncos) history in that game. On the first play of the second quarter, he took a short pass from quarterback Frank Tripucka along the right flat and reversed direction, going 59 yards down the left sideline for a touchdown that gave Denver a 7-3 lead.

JUWAN THOMPSON'S CAREER GAME-BY-GAME

(Victories asterisked)

2014 DENVER (12-4)		RUSHING						RECEIVING				SCORING		
Date	Opponent	P/S	No.	Yds.	Avg.	LG	TD	No.	Yds.	Avg.	LG	TD	2pt.	Pts.
Sep 7	vs. Indianapolis*	P	0	0	0.0	—	0	0	0	0.0	—	0	0	0
Sep 14	vs. Kansas City*	P	0	0	0.0	—	0	0	0	0.0	—	0	0	0
Sep 21	at Seattle	P	0	0	0.0	—	0	0	0	0.0	—	0	0	0
Oct 5	vs. Arizona*	P	3	15	5.0	8t	1	0	0	0.0	—	0	0	6
Oct 12	at N.Y. Jets*	P	8	38	4.8	16	0	1	0	0.0	0	0	0	0
Oct 19	vs. San Francisco*	P	6	30	5.0	9	0	0	0	0.0	—	0	0	0
Oct 23	vs. San Diego*	P	7	24	3.4	5	2	0	0	0.0	—	0	0	12
Nov 2	at New England	P	2	6	3.0	6	0	1	6	6.0	6	0	0	0
Nov 9	at Oakland*	P	4	8	2.0	5	0	0	0	0.0	—	0	0	0
Nov 16	at St. Louis	P	0	0	0.0	—	0	1	5	5.0	5	0	0	0
Nov 23	vs. Miami*	P	5	33	6.6	21	0	0	0	0.0	—	0	0	0
Nov 30	at Kansas City*	P	10	39	3.9	17	0	0	0	0.0	—	0	0	0
Dec 7	vs. Buffalo*	P	4	63	15.8	47	0	1	14	14.0	14	0	0	0
Dec 14	at San Diego*	P	4	14	3.5	8	0	0	0	0.0	—	0	0	0
Dec 22	at Cincinnati	P	1	2	2.0	2	0	0	0	0.0	—	0	0	0
Dec 28	vs. Oakland*	INACTIVE												
Regular Season Totals		15/0	54	272	5.0	47	3	4	25	6.3	14	0	0	18
Jan 11	vs. Indianapolis†	INACTIVE												
Postseason Totals		0	0	0	0.0	—	0	0	0	0.0	—	0	0	0
†AFC Divisional Playoff Game														

†AFC Divisional Playoff Game



DANNY TREVATHAN

59

INSIDE LINEBACKER

6-1 • 240 • 4TH YR. • KENTUCKY

BORN: March 24, 1990, in Youngstown, Ohio

HIGH SCHOOL: Leesburg (Fla.) High School.

ACQUIRED: Draft #6 (188th overall), 2012

NFL YEAR: 4th • **YEAR WITH BRONCOS:** 4th

NFL GAMES PLAYED/STARTED: 35/17 • **POSTSEASON GP/GS:** 4/3



TREVATHAN AT A GLANCE:

- A fourth-year linebacker who totaled 154 tackles (105 solo), three sacks (18 yds.), three interceptions (29 yds.), 12 passes defended, two forced fumbles and one fumble recovery in his first three NFL seasons with the Broncos.
- Started all 16 regular-season games for Denver in 2013 and led the club with 124 defensive stops—the highest tackle total by a Bronco since 2007 and the second-most in team history by a player in his first year as a starter.
- Participated in all 52 possible games (31 starts) in four seasons at the University of Kentucky and led the Southeastern Conference in tackles during each of his final two campaigns.
- Totaled 10 or more tackles in 12 consecutive games spanning parts of his junior and senior seasons and finished with 20 total 10-tackle efforts in his career.
- Recorded a career-high 144 tackles as a junior in 2010 and became the first Kentucky linebacker to earn first-team All-America honors (CollegeFootballNews.com) in addition to receiving first-team All-SEC recognition.
- Saw action in all 13 games (6 starts) as a sophomore in 2009 and was named the Wildcats' Most Improved Defensive Player as chosen by the coaches after finishing as the team's second-leading tackler (82).
- Selected by the Broncos in the sixth round (188th overall) of the 2012 NFL Draft.

CAREER TRANSACTIONS: Signed by Denver as a draft choice 5/22/12.



2014: Trevathan battled injuries all season long, totaling 11 tackles (9 solo) in three games played over the course of the season, before being placed on season-ending Injured Reserve on Dec. 16... Recorded a team-high seven tackles (6 solo) vs. Ari. (10/5) in his first game back after missing the first three games of the season with a leg injury... Started at weakside linebacker at NYJ (10/12) but left the game due to an injury sustained early in the first quarter... Placed on Injured Reserve (Designated for Return) on Oct. 14, 2014... Totaled four tackles (3 solo) at S.D. (12/14) before leaving the game with a knee injury... Placed on season-ending Injured Reserve on Dec. 16.

TREVATHAN HITS CENTURY MARK IN FIRST YEAR AS STARTER

MOST TACKLES IN FIRST YEAR AS A STARTER, BRONCOS HISTORY

	Player	Pos.	Year	No.
1.	Steve Atwater	S	1989	129
2.	Danny Trevathan	LB	2013	124
3.	D.J. Williams	LB	2004	114
4.	John Mobley	LB	1996	93
5.	Mike Croel	LB	1991	84

2013: Trevathan started all 16 games for the Broncos in 2013 and led the team with 124 tackles (84 solo)—the team's highest tackle total since 2007... Became one of just seven NFL players to record at least 120 tackles and three interceptions in 2013... Started all three playoff games and led the team with 24 postseason tackles... Made his first NFL start vs. Bal. (9/5) and intercepted his first career pass (29 yds.)... Led the team with 10 defensive stops—his first career double-digit tackle game—and sacked quarterback Eli Manning for a 9-yard loss at NYG (9/15)... Intercepted quarterback Tony Romo's pass with less than two minutes to play at Dal. (10/6) to set up Matt Prater's game-winning field goal... Intercepted a pass in the final minutes of the game for the second consecutive week vs. Jac. (10/13)... Recovered his first career fumble and forced one on special teams at N.E. (11/24), while finishing second on the team with a career-best 12 tackles... Tied for the team lead with four tackles in Denver's AFC Divisional Playoff Game vs. S.D. (1/12)... Paced the club with eight tackles (all solo) in Denver's AFC Championship Game vs. N.E. (1/19)... Made a game-high 12 tackles in Super Bowl XLVIII vs. Sea. (2/2).

2012: Selected by Denver in the sixth round (188th overall) of the 2012 NFL Draft, Trevathan played all 16 regular-season games for the Broncos and finished second among the team's rookies with 30 defensive tackles to go along with three special-teams stops... Made his NFL debut on special teams during Denver's season opener vs. Pit. (9/9)... Made his pro defensive debut, playing 41 percent of Denver's defensive snaps and making his first NFL tackle vs. Oak. (9/30)... Registered his first career sack and posted a personal-best six tackles at Cin. (11/4)... Made a special-teams tackle in Denver's AFC Divisional Playoff Game vs. Bal. (1/12).

COLLEGE: Trevathan saw action in all 52 possible games (31 starts) at the University of Kentucky and totaled 374 career tackles (198 solo), six sacks (41 yds.), four interceptions (73 yds.), nine passes defended, 11 forced fumbles and two fumble recoveries... Led the Southeastern Conference in tackles during each of his final two seasons... Named National Linebacker of the Year (College Football Performance Awards), second-team All-America (SI.com) and second-team All-SEC as a senior after leading the Wildcats in tackles (143), sacks (3), interceptions (4) and forced fumbles (5)... Totaled a career-high 144 tackles as a junior in 2010 and became the first Kentucky linebacker to earn first-team All-America honors (CollegeFootballNews.com) in addition to receiving first-team All-SEC recognition... Played all 13 games (6 starts) as a sophomore and was named the Wildcats' Most Improved Defensive Player after finishing as the team's second-leading tackler (82)... Saw action in all 13 games as a true freshman in 2008.

PERSONAL: Trevathan was a three-year starter for Leesburg (Fla.) High School, where he was a third-team all-state selection by the Florida Sportswriters Association following his senior season... Totaled 117 tackles, 5.5 sacks and three forced fumbles on defense in addition to playing quarterback and running back on offense during his final prep campaign... Earned first-team All-Central Florida honors and Area Defensive Player of the Year recognition from the *Orlando Sentinel*... Trevathan's father, Vincent Hicks, played football at Toledo... Majored in family science at Kentucky... Danny Trevathan (pronounced trev-AY-thin) was born on March 24, 1990, in Youngstown, Ohio.

TREVATHAN'S REGULAR SEASON RECORD

Year	Club	G	S	UT	A	TT	S-Yds.	I-Yds.	PD	FF	FR	TD-Int.	TD-FR	S	Pts.
2012	Denver	16	0	21	9	30	1-0	0-0	3	0	0	0	0	0	0
2013	Denver	16	16	84	40	124	2-18	3-29	9	2	1	0	0	0	0
2014	Denver	3	1	9	2	11	0-0	0-0	0	0	0	0	0	0	0
CAREER TOTALS		35	17	114	51	165	3-18	3-29	12	2	1	0	0	0	0

ADDITIONAL STATISTICS: Special teams tackles — 2012 (3), 2013 (4), TOTAL (7). Special-teams forced fumbles — 2013 (1), TOTAL (1).

TREVATHAN'S POSTSEASON RECORD

Year	Club	G	S	UT	A	TT	S-Yds.	I-Yds.	PD	FF	FR	TD-Int.	TD-FR	S	Pts.
2012	Denver	1	0	0	0	0	0-0	0-0	0	0	0	0	0	0	0
2013	Denver	3	3	18	6	24	0-0	0-0	0	0	0	0	0	0	0
CAREER TOTALS		4	3	18	6	24	0-0	0-0	0	0	0	0	0	0	0

ADDITIONAL STATISTICS: Special teams tackles — 2012 (1), TOTAL (1).

TREVATHAN'S SINGLE GAME HIGHS

(Postseason in parentheses)

Tackles — 12 at New England, 11/24/13 (12 vs. Seattle, 2/2/14). **Interceptions** — 1, three times, last vs. Jacksonville 10/13/13 (none). **Interception return yards** — 29 vs. Baltimore 9/5/13 (none). **Sacks** — 1, twice, last at N.Y. Giants 9/15/13 (none). **Sack yards** — 9 at N.Y. Giants 9/15/13 (none). **Pass breakups** — 2 vs. Baltimore 9/5/13 (none). **Forced fumbles** — 1, twice, last vs. Kansas City, 11/17/13 (none). **Special-teams tackles** — 1, seven times, last at Houston, 12/22/13 (1 vs. Baltimore, 1/12/13).

DANNY TREVATHAN'S CAREER GAME-BY-GAME

(Victories asterisked)

2012 DENVER (13-3)			TACKLES								
Date	Opponent	P/S	UT	A	TT	S-Yds.	I-Yds.	PD	FF	FR	
Sep 9	vs. Pittsburgh*	P	0	0	0	0-0	0-0	0	0	0	
Sep 17	at Atlanta	P	0	0	0	0-0	0-0	0	0	0	
Sep 23	vs. Houston	P	0	0	0	0-0	0-0	0	0	0	
Sep 30	vs. Oakland*	P	1	0	1	0-0	0-0	0	0	0	
Oct 7	at New England	P	0	2	2	0-0	0-0	0	0	0	
Oct 15	at San Diego*	P	3	1	4	0-0	0-0	0	0	0	
Oct 28	vs. New Orleans*	P	3	0	3	0-0	0-0	1	0	0	
Nov 4	at Cincinnati*	P	1	5	6	1-0	0-0	0	0	0	
Nov 11	at Carolina*	P	2	0	2	0-0	0-0	1	0	0	
Nov 18	vs. San Diego*	P	1	0	1	0-0	0-0	0	0	0	
Nov 25	at Kansas City*	P	0	0	0	0-0	0-0	0	0	0	
Dec 2	vs. Tampa Bay*	P	3	0	3	0-0	0-0	1	0	0	
Dec 6	at Oakland*	P	3	1	4	0-0	0-0	0	0	0	
Dec 16	at Baltimore*	P	3	0	3	0-0	0-0	0	0	0	
Dec 23	vs. Cleveland*	P	1	0	1	0-0	0-0	0	0	0	
Dec 30	vs. Kansas City*	P	0	0	0	0-0	0-0	0	0	0	
Regular Season Totals		16/0	21	9	30	1-0	0-0	3	0	0	
Jan 12	vs. Baltimore†	P	0	0	0	0-0	0-0	0	0	0	
Postseason Totals		1/0	0	0	0	0-0	0-0	0	0	0	

†AFC Divisional Playoff Game

2013 DENVER (13-3)			TACKLES							
Date	Opponent	P/S	UT	A	TT	S-Yds.	I-Yds.	PD	FF	FR
Sep 5	vs. Baltimore*	S	4	0	4	0-0	1-29	2	0	0
Sep 15	at N.Y. Giants*	S	8	2	10	1-9	0-0	0	0	0
Sep 23	vs. Oakland*	S	3	3	6	0-0	0-0	1	0	0
Sep 29	vs. Philadelphia*	S	9	1	10	0-0	0-0	1	0	0
Oct 6	at Dallas*	S	4	1	5	0-0	1-0	1	0	0
Oct 13	vs. Jacksonville*	S	3	2	5	0-0	1-0	1	0	0
Oct 20	at Indianapolis	S	2	6	8	0-0	0-0	1	0	0
Oct 27	vs. Washington*	S	6	4	10	0-0	0-0	1	1	0
Nov 10	at San Diego*	S	9	2	11	0-0	0-0	0	0	0
Nov 17	vs. Kansas City*	S	6	4	10	0-0	0-0	0	1	0
Nov 24	at New England	S	5	7	12	0-0	0-0	0	0	1
Dec 1	at Kansas City*	S	4	0	4	0-0	0-0	0	0	0
Dec 8	vs. Tennessee*	S	4	2	6	0-0	0-0	1	0	0
Dec 12	vs. San Diego*	S	7	3	10	0-0	0-0	0	0	0
Dec 22	at Houston*	S	6	2	8	1-9	0-0	1	0	0
Dec 29	at Oakland*	S	4	1	5	0-0	0-0	0	0	0
Regular Season Totals		16/16	84	40	124	2-18	3-29	9	2	1
Jan 12	vs. San Diego*†	S	3	1	4	0-0	0-0	0	0	0
Jan 19	vs. New England*#	S	8	0	8	0-0	0-0	0	0	0
Feb 2	vs. Seattle*	S	7	5	12	0-0	0-0	0	0	0

†AFC Divisional Playoff Game; #AFC Championship Game; ^SSuper Bowl XLVIII

2014 DENVER (11-3)		TACKLES									
Date	Opponent	P/S	UT	A	TT	S-Yds.	I-Yds.	PD	FF	FR	
Sep 7	vs. Indianapolis*				INACTIVE						
Sep 14	vs. Kansas City*				INACTIVE						
Sep 21	at Seattle				INACTIVE						
Oct 5	vs. Arizona*	P	6	1	7	0-0	0-0	0	0	0	
Oct 12	at N.Y. Jets*	S	0	0	0	0-0	0-0	0	0	0	
Games 6-13	INJURED RESERVE (DESIGNATED FOR RETURN) ON OCT. 14										
Dec 14	at San Diego*	P	3	1	4	0-0	0-0	0	0	0	
Games 15-16	PLACED ON INJURED RESERVE ON DEC. 16										
Regular Season Totals		3/1	9	2	11	0-0	0-0	0	0	0	

BRONCOS IN THE AMERICAN BOWL

The Broncos have participated in the American Bowl seven times in their history and own a 3-4 record in those preseason contests. Denver played in the American Bowl in 1987 (London, England), 1990 (Tokyo, Japan), 1992 (Berlin, Germany), 1994 (Barcelona, Spain), 1995 (Tokyo, Japan), 1997 (Mexico City, Mexico) and 1999 (Sydney, Australia).



LOUIS VASQUEZ

65

OFFENSIVE GUARD

6-5 • 335 • 7th Yr. • TEXAS TECH

BORN: April 11, 1987, in Corsicana, Texas

HIGH SCHOOL: Corsicana (Texas) High School

ACQUIRED: Unrestricted Free Agent (San Diego), 2013

NFL YEAR: 7th • YEAR WITH BRONCOS: 3rd

NFL GAMES PLAYED/STARTED: 86/86 • POSTSEASON GP/GS: 5/5



VASQUEZ AT A GLANCE:

- A seventh-year offensive guard and 2013 Pro Bowler who started all 86 regular-season games and five post-season contests played during his first six NFL seasons with San Diego (2009-12) and Denver (2013-14).
- Allowed only 14.5 sacks and committed just nine penalties during his career in the regular season, according to STATS Inc.

- Started all 16 games for the third consecutive season in 2014, opening Denver's first eight contests at right guard before filling in at right tackle for the remainder of the season.
- Selected to his first career Pro Bowl following his first year in Denver in 2013, becoming the first offensive guard in Broncos history to be named a first-team All-Pro selection by the Associated Press.
- Finished his 2013 campaign as one of just three 16-game starting NFL guards to allow zero sacks while participating in every offensive snaps (1,207).
- Helped San Diego's offense rank fourth in the NFL in points per game (25.8) during his four seasons (2009-12) with the franchise and was assessed just one penalty as a Charger.
- Named to the PFW/PFWA All-Rookie Team in 2009 after opening 14 games for San Diego and helping the Chargers win their fourth consecutive AFC West Division title.
- Played four seasons at Texas Tech University, helping the Red Raiders rank second in the nation in total offense (529.6 ypg) and scoring (40.0 ppg) during his junior campaign in 2007.
- Joined the Broncos as an unrestricted free agent (San Diego) on March 12, 2013.
- Selected by the Chargers in the third round (78th overall) of the 2009 NFL Draft.

CAREER TRANSACTIONS: Signed by San Diego as a draft choice 7/25/09; Signed by Denver as an unrestricted free agent 3/12/13.



2014: Vasquez started all 16 regular-season games for the third consecutive season... Started at right guard the first eight games of the season before making the switch to right tackle for the last eight games... Helped the Broncos surrender the fewest sacks (17) in the NFL while ranking fourth in total offense (402.9 ypg).

2013: Vasquez started all 16 regular-season games in his first season with Denver and was named to his first career Pro Bowl... Became the first offensive guard in Broncos history to receive first-team All-Pro recognition from the Associated Press... Finished the season as the only player to participate in 100 percent of the team's offensive or defensive snaps (1,207 plays)... Part of an offensive line that allowed the fewest overall sacks (20) in the NFL and helped set the NFL single-season scoring record (606 pts.)... Opened all three playoff contests for Denver, allowing zero sacks during the postseason... Earned a spot on Pro Football Focus' All-Week 3 Team for his performance vs. Oak. (9/23)... Part of an offensive line group that was named a collective Offensive Player of the Week by *Sports Illustrated's* Peter King for its performance in which it allowed zero sacks and zero quarterback hits against the NFL's top-ranked sack defense vs. K.C. (11/17)... Helped the offensive line allow zero sacks or quarterback hits in Denver's AFC Championship Game vs. N.E. (1/19).

2012: Vasquez opened all 16 games for the first time in his career as one of two Chargers offensive linemen to start every contest... Finished as the only 16-game starting offensive lineman in the NFL to commit zero penalties and allow three or fewer sacks (2.5), according to STATS Inc.

2011: Vasquez started all 14 games played and helped San Diego rank sixth in the NFL in total offense (393.1 ypg) while tying for fifth in the league in scoring (25.4 ppg)... Missed Games 10-11 with an ankle injury.

2010: Vasquez started 10 contests for the Chargers, missing Games 4-5 with a knee injury and Games 11-14 with a neck injury.

2009: Selected by the Chargers in the third round (78th overall) of the 2009 NFL Draft, Vasquez started all 14 games played and was named to the PFW/PFWA All-Rookie Team... Started his first career game in San

65's TROPHY CASE

Pro Bowls (1) 2013

All-Pro (1st team) (1) 2013

Diego's season opener at Oak. (9/14) before injuring his ankle and missing the Chargers' next two contests.

COLLEGE: Vasquez was a four-year letterman at Texas Tech University, where he started 34-of-39 career games and received All-Big 12 Conference recognition following his final three seasons... Named a third-team All-America selection following his senior season... Blocked for the nation's top passing attack as a junior in 2007 and was tabbed as a first-team all-conference pick after allowing zero sacks on the year.

PERSONAL: Vasquez attended Corsicana (Texas) High School, where helped his team to a combined 21-3 record over his final two seasons... Earned first-team Class 4A all-state honors from the Associated Press and was named to the All-Area Team by the *Dallas Morning News* following his senior campaign... Louis Vasquez (pronounced LEW-is VAS-kez) was born on April 11, 1987, in Corsicana, Texas.

VASQUEZ'S REGULAR SEASON RECORD

Year	Club	G	S
2009	San Diego	14	14
2010	San Diego	10	10
2011	San Diego	14	14
2012	San Diego	16	16
2013	Denver	16	16
2014	Denver	16	16
CAREER TOTALS		86	86

ADDITIONAL STATISTICS: Miscellaneous tackles — 2011 (1), 2012 (1), TOTAL (2). Fumbles — 2009 (1FR), TOTAL (1FR).

VASQUEZ'S POSTSEASON RECORD

Year	Club	G	S
2009	San Diego	1	1
2013	Denver	3	3
2014	Denver	1	1
CAREER TOTALS		5	5



REGGIE WALKER

50

INSIDE LINEBACKER

6-0 • 244 • 7TH YR. • KANSAS STATE

BORN: Dec. 15, 1986, in Fairbanks, Alaska

HIGH SCHOOL: Grant Union High School, Sacramento, Calif.

ACQUIRED: Free Agent, 2015

NFL YEAR: 7th • **YEAR WITH BRONCOS:** 1st

NFL GAMES PLAYED/STARTED: 75/6 • **POSTSEASON GP/GS:** 3/0



WALKER AT A GLANCE:

- A seventh-year inside linebacker who appeared in 75 regular-season games (6 starts) and three postseason contests during his first six NFL seasons with Arizona (2009-12) and San Diego (2013-14).
- Amassed 73 tackles (59 solo), 3.5 sacks (33 yds.), two passes defended and one fumble recovery to go along with 25 special-teams stops in his career.
- Posted career highs of 36 tackles (30 solo) and three sacks (25 yds.) in 2013 with the Chargers.
- Accumulated 63 tackles, 15.5 tackles for loss, five sacks, six passes defended, three forced fumbles and one fumble recovery in 46 career games (22 starts) at Kansas State University.
- Signed with Denver as a free agent on March 19, 2015.
- Entered the NFL as a college free agent with Arizona on April 27, 2009.

CAREER TRANSACTIONS: Signed by Arizona as a college free agent 4/27/09; Waived by Arizona 8/31/12; Signed by San Diego 9/12/13; Released by San Diego 3/6/15; Signed by Denver 3/19/15.



2014: Walker played 11 games with San Diego and totaled nine tackles (4 solo) and 0.5 sacks (8 yds.) on defense in addition to three special-teams stops... Recorded a season-high five tackles (4 solo) vs. K.C. (10/19).

2013: Walker played all 16 games (6 starts) for the second time in his career with San Diego and produced career bests in tackles (36) and sacks (3-25)... Started his first career game at right inside linebacker at Phi. (9/15)... Posted a career-best eight tackles (6 solo) and one sack (10 yds.) at Ten. (9/22)... Tallied five tackles (3 solo) in San Diego's AFC Wild Card Game at Cin. (1/5).

2012: Walker appeared in 14 games and contributed eight solo stops and six-special teams tackles for Arizona... Produced a season-high four solo tackles vs. Sea (9/9).

2011: Walker played all 16 games for the first time in his career and produced eight defensive tackles (5 solo) to go

along with a career-best eight special-teams stops... Registered a season-best seven tackles (4 solo) at Was. (9/18).

2010: Walker made eight solo tackles and six special-teams stops in 11 regular-season games for the Cardinals.

2009: Walker, who entered the NFL as a college free agent with Arizona on April 27, played seven games as a rookie, registering four solo tackles and one fumble recovery on defense to go along with two special-teams stops... Made his postseason debut in Arizona's NFC Divisional Playoff Game at N.O. (1/16) and recorded two special-teams tackles.

COLLEGE: Walker started 22-of-46 games for Kansas State University and registered 63 tackles, 15.5 tackles for loss, five sacks, six passes defended, three forced fumbles and one fumble recovery... Appeared in 12 games (6 starts) as a senior and tallied 46 tackles, five tackles for loss, two sacks and one fumble recovery... Posted a career-high 65 tackles in 12 games (7 starts) as a junior in 2007.

PERSONAL: Walker started three years at Grant Union High School is Sacramento, Calif., where he helped his team to a Metro Conference title in 2004... Earned first-team Division I All-CIF Sac-Joaquin Section honors and was named a first-team all-metro choice by the *Sacramento Bee* as a senior... Majored in Family Studies at Kansas State... Reggie Walker was born on Dec. 15, 1986, in Fairbanks, Alaska.

WALKER'S REGULAR SEASON RECORD

Year	Club	G	S	UT	A	TT	S-Yds.	I-Yds.	PD	FF	FR	TD-Int.	TD-FR	S	Pts.
2009	Arizona	7	0	4	0	4	0-0	0-0	0	0	1	0-0	0-0	0	0
2010	Arizona	11	0	8	0	8	0-0	0-0	0	0	0	0-0	0-0	0	0
2011	Arizona	16	0	5	3	8	0-0	0-0	0	0	0	0-0	0-0	0	0
2012	Arizona	14	0	8	0	8	0-0	0-0	1	0	0	0-0	0-0	0	0
2013	San Diego	16	6	30	6	36	3-25	0-0	1	0	0	0-0	0-0	0	0
2014	San Diego	11	0	4	5	9	0.5-8	0-0	0	0	0	0-0	0-0	0	0
CAREER TOTALS		75	6	59	14	73	3.5-33	0-0	2	0	1	0-0	0-0	0	0

ADDITIONAL STATISTICS: Special-teams tackles — 2009 (2), 2010 (6), 2011 (8), 2012 (6), 2014 (3), TOTAL (25).

WALKER'S POSTSEASON RECORD

Year	Club	G	S	UT	A	TT	S-Yds.	I-Yds.	PD	FF	FR	TD-Int.	TD-FR	S	Pts.
2009	Arizona	1	0	0	0	0	0-0	0-0	0	0	0	0	0	0	0
2013	San Diego	2	0	3	2	5	0-0	0-0	0	0	0	0	0	0	0
CAREER TOTALS		3	0	3	2	5	0-0	0-0	0	0	0	0	0	0	0

ADDITIONAL STATISTICS: Special-teams tackles — 2009 (2), 2014 (1), TOTAL (3).

WALKER'S SINGLE-GAME HIGHS

(Postseason in parentheses)

Tackles — 8 at Tennessee, 9/22/13 (5 at Cincinnati, 1/5/14). **Sacks** — 1, three times, last at Miami, 11/17/13 (none). **Special-teams tackles** — 2, five times, last at Atlanta, 11/18/12 (2 at New Orleans, 1/6/10).

REGGIE WALKER'S CAREER GAME-BY-GAME

(Victories asterisked)

2009 ARIZONA (10-6)															
TACKLES															
Date	Opponent	P/S	UT	A	TT	S-Yds.	I-Yds.	PD	FF	FR					
Sept 13	vs. San Francisco*				INACTIVE										
Sept 20	at Jacksonville*	P	0	0	0	0-0	0-0	0	0	0					
Games 3-6					INACTIVE										
Nov 1	vs. Carolina	P	0	0	0	0-0	0-0	0	0	0					
Nov 8	at Chicago*	P	0	0	0	0-0	0-0	0	0	0					
Nov 15	vs. Seattle*	P	0	0	0	0-0	0-0	0	0	0					
Nov 22	at St. Louis*	P	0	0	0	0-0	0-0	0	0	0					
Games 11-14					INACTIVE										
Dec 27	vs. St. Louis*	P	0	0	0	0-0	0-0	0	0	1					
Jan 3	vs. Green Bay	P	4	0	4	0-0	0-0	0	0	0					
Regular Season Totals		7/0	4	0	4	0-0	0-0	0	0	1					
Jan 10	vs. Green Bay*§				INACTIVE										
Jan 16	at New Orleans†	P	0	0	0	0-0	0-0	0	0	0					
Postseason Totals		1/0	0	0	0	0-0	0-0	0	0	0					

§NFC Wild Card Game; †NFC Divisional Playoff Game

2010 ARIZONA (5-11)															
TACKLES															
Date	Opponent	P/S	UT	A	TT	S-Yds.	I-Yds.	PD	FF	FR					
Sept 12	at St. Louis*		0	0	0	0-0	0-0	0	0	0					
Sept 19	at Atlanta	P	0	0	0	0-0	0-0	0	0	0					
Sept 26	vs. Oakland*	P	0	0	0	0-0	0-0	0	0	0					
Oct 3	at San Diego	P	2	0	2	0-0	0-0	0	0	0					
Oct 10	vs. New Orleans*	P	0	0	0	0-0	0-0	0	0	0					
Oct 24	at Seattle	P	0	0	0	0-0	0-0	0	0	0					
Oct 31	vs. Tampa Bay				INACTIVE										
Nov 7	at Minnesota				INACTIVE										
Nov 14	vs. Seattle	P	0	0	0	0-0	0-0	0	0	0					
Nov 21	at Kansas City				INACTIVE										
Nov 29	vs. San Francisco				INACTIVE										
Dec 5	vs. St. Louis				INACTIVE										
Dec 12	vs. Denver*	P	0	0	0	0-0	0-0	0	0	0					
Dec 19	at Carolina	P	3	0	3	0-0	0-0	0	0	0					
Dec 25	vs. Dallas*	P	2	0	2	0-0	0-0	0	0	0					
Jan 2	at San Francisco	P	1	0	1	0-0	0-0	0	0	0					
Regular Season Totals		11/0	8	0	8	0-0	0-0	0	0	0					

2011 ARIZONA (8-8)			TACKLES								
Date	Opponent	P/S	UT	A	TT	S-Yds.	I-Yds.	PD	FF	FR	
Sept 11	vs. Carolina*	P	1	0	1	0-0	0-0	0	0	0	
Sept 18	at Washington	P	4	3	7	0-0	0-0	0	0	0	
Sept 25	at Seattle	P	0	0	0	0-0	0-0	0	0	0	
Oct 2	vs. N.Y. Giants	P	0	0	0	0-0	0-0	0	0	0	
Oct 9	at Minnesota	P	0	0	0	0-0	0-0	0	0	0	
Oct 23	vs. Pittsburgh	P	0	0	0	0-0	0-0	0	0	0	
Oct 30	at Baltimore	P	0	0	0	0-0	0-0	0	0	0	
Nov 6	vs. St. Louis*	P	0	0	0	0-0	0-0	0	0	0	
Nov 13	at Philadelphia*	P	0	0	0	0-0	0-0	0	0	0	
Nov 20	at San Francisco	P	0	0	0	0-0	0-0	0	0	0	
Nov 27	at St. Louis*	P	0	0	0	0-0	0-0	0	0	0	
Dec 4	vs. Dallas*	P	0	0	0	0-0	0-0	0	0	0	
Dec 11	vs. San Francisco*	P	0	0	0	0-0	0-0	0	0	0	
Dec 18	vs. Cleveland*	P	0	0	0	0-0	0-0	0	0	0	
Dec 24	at Cincinnati	P	0	0	0	0-0	0-0	0	0	0	
Jan 1	vs. Seattle*	P	0	0	0	0-0	0-0	0	0	0	
Regular Season Totals			16/0	5	3	8	0-0	0-0	0	0	0

2012 ARIZONA (5-11)			TACKLES								
Date	Opponent	P/S	UT	A	TT	S-Yds.	I-Yds.	PD	FF	FR	
Sept 9	vs. Seattle*	P	4	0	4	0-0	0-0	0	0	0	
Sept 16	at New England*	P	0	0	0	0-0	0-0	0	0	0	
Sept 23	vs. Philadelphia*	P	0	0	0	0-0	0-0	0	0	0	
Sept 30	vs. Miami*	P	0	0	0	0-0	0-0	0	0	0	
Oct 4	at St. Louis	P	0	0	0	0-0	0-0	0	0	0	
Oct 14	vs. Buffalo				INACTIVE						
Oct 21	at Minnesota				INACTIVE						
Oct 29	vs. San Francisco	P	0	0	0	0-0	0-0	0	0	0	
Nov 4	at Green Bay	P	0	0	0	0-0	0-0	0	0	0	
Nov 18	at Atlanta	P	1	0	1	0-0	0-0	0	0	0	
Nov 25	vs. St. Louis	P	0	0	0	0-0	0-0	0	0	0	
Dec 2	at N.Y. Jets	P	0	0	0	0-0	0-0	0	0	0	
Dec 9	at Seattle	P	0	0	0	0-0	0-0	1	0	0	
Dec 16	vs. Detroit*	P	3	0	3	0-0	0-0	0	0	0	
Dec 23	vs. Chicago	P	0	0	0	0-0	0-0	0	0	0	
Dec 30	at San Francisco	P	0	0	0	0-0	0-0	0	0	0	
Regular Season Totals			14/0	8	0	8	0-0	0-0	1	0	0

2013 SAN DIEGO (9-7)			TACKLES							
Date	Opponent	P/S	UT	A	TT	S-Yds.	I-Yds.	PD	FF	FR
Sept 9	vs. Houston	P	0	0	0	0-0	0-0	0	0	0
Sept 15	at Philadelphia*	S	4	1	5	0-0	0-0	0	0	0
Sept 22	at Tennessee	S	6	2	8	1-10	0-0	0	0	0
Sept 29	vs. Dallas*	P	3	1	4	0-0	0-0	0	0	0
Oct 6	at Oakland	P	1	0	1	0-0	0-0	0	0	0
Oct 14	vs. Indianapolis*	P	2	0	2	0-0	0-0	0	0	0
Oct 20	at Jacksonville*	P	2	0	2	1-9	0-0	0	0	0
Nov 3	at Washington	P	1	0	1	0-0	0-0	0	0	0
Nov 10	vs. Denver	P	0	0	0	0-0	0-0	0	0	0
Nov 17	at Miami	P	2	0	2	1-6	0-0	0	0	0
Nov 24	at Kansas City*	S	1	0	1	0-0	0-0	1	0	0
Dec 1	vs. Cincinnati	S	5	1	6	0-0	0-0	0	0	0
Dec 8	vs. N.Y. Giants*	P	1	0	1	0-0	0-0	0	1	0
Dec 12	at Denver*	S	2	0	2	0-0	0-0	0	0	0
Dec 22	vs. Oakland*	P	0	1	1	0-0	0-0	0	0	0
Dec 29	vs. Kansas City*	S	0	0	0	0-0	0-0	0	0	0

Jan 5	at Cincinnati* [§]	P	3	2	5	0-0	0-0	0	0	0
Jan 12	at Denver†	P	0	0	0	0-0	0-0	0	0	0
Postseason Totals		2/0	3	2	5	0-0	0-0	0	0	0

§AFC Wild Card Game; †AFC Divisional Playoff Game

2014 SAN DIEGO (9-7)			TACKLES							
Date	Opponent	P/S	UT	A	TT	S-Yds.	I-Yds.	PD	FF	FR
Sept 8	at Arizona	P	0	0	0	0-0	0-0	0	0	0
Sept 14	vs. Seattle*	P	0	0	0	0-0	0-0	0	0	0
Sept 21	at Buffalo*	P	0	2	2	0.5-8	0-0	0	0	0
Sept 28	vs. Jacksonville*									
Oct 5	vs. N.Y. Jets*				INACTIVE					
Oct 12	at Oakland*				INACTIVE					
Oct 19	vs. Kansas City	P	4	1	5	0-0	0-0	0	0	0
Oct 23	at Denver	P	0	1	1	0-0	0-0	0	0	0
Nov 2	at Miami	P	0	0	0	0-0	0-0	0	0	0
Nov 16	vs. Oakland*									
Nov 23	vs. St. Louis*				INACTIVE					
Nov 30	at Baltimore*	P	0	1	1	0-0	0-0	0	0	0
Dec 7	vs. New England	P	0	0	0	0-0	0-0	0	0	0
Dec 14	vs. Denver	P	0	0	0	0-0	0-0	0	0	0
Dec 20	at San Francisco*	P	0	0	0	0-0	0-0	0	0	0
Dec 28	at Kansas City	P	0	0	0	0-0	0-0	0	0	0
Regular Season Totals		11/0	4	5	9	0-0	0-0	0	0	0



VANCE WALKER

96

DEFENSIVE END



6-2 • 305 • 7TH YR. • GEORGIA TECH

BORN: April 26, 1987, in Fort Mill, S.C.

HIGH SCHOOL: Fort Mill (S.C.) High School

ACQUIRED: Unrestricted Free Agent, 2015

NFL YEAR: 7th • YEAR WITH BRONCOS: 1st

NFL GAMES PLAYED/STARTED: 89/28 • POSTSEASON GP/GS: 4/2

WALKER AT A GLANCE:

- A seventh-year defensive end who appeared in 89 regular-season games (28 starts) and four postseason contests (2 starts) with Atlanta (2009-12), Oakland (2013) and Kansas City (2014).
- Totalled 139 tackles (98 solo), 10 sacks (57 yds.), two passes defended, two forced fumbles and one fumble recovery in his first six seasons
- Produced multiple sacks in each of his last four seasons (2011-14), including two sacks (14 yds.) in his 2014 campaign with the Chiefs.
- Started a personal-best 15 games for the Raiders in 2013, totaling a career-high 40 tackles (29 solo) and three sacks (15 yds.).
- Played 49 games (29 starts) for Georgia Tech, racking up 110 tackles (69 solo), 13 sacks, four forced fumbles and three fumble recoveries.
- Named a finalist for the 2008 Bednarik Award, presented annually to the nation's top defensive player, and was a first-team All-Atlantic Coast Conference selection his senior year.
- Joined the Broncos as a free agent on March 12, 2015.
- Selected by the Falcons in the seventh round (210th overall) of the 2009 NFL Draft.

CAREER TRANSACTIONS: Signed by Atlanta as a draft choice 6/5/09; Waived by Atlanta 9/5/09; Signed by Atlanta (practice squad) 9/6/09; Signed by Atlanta (active roster) 9/21/09; Signed by Oakland as an unrestricted free agent 3/18/13; Signed by Kansas City as an unrestricted free agent 3/14/14; Released by Kansas City 3/6/15; Signed by Denver 3/12/15.



2014: Walker played all 16 games (2 starts) with Kansas City, finishing with 19 tackles (14 solo) and two sacks (14 yds.)... Registered a season-high four tackles (3 solo) at Ari. (12/7).

2013: Walker started all 15 games he appeared in for Oakland, totaling a career-high 40 tackles (29 solo), three sacks (15 yds.) and seven tackles for a loss... Tied his career high with five solo tackles, including one sack (6 yds.), at K.C. (10/13).

2012: Walker saw action in all 16 games (9 starts) for Atlanta, recording 32 tackles (21 solo), three sacks (20 yds.) and one forced fumble... Started both postseason contests and registered six tackles (4 solo) and one sack (8 yds.)... Posted a season-high four tackles each at S.D. (9/23) and at N.O. (11/11).

2011: Walker played all 16 games for Atlanta, totaling 18 tackles (13 solo), two sacks (8 yds.), one forced fumble and one fumble recovery... Posted his first career sack (4 yds.) at Hou. (12/4).

2010: Walker saw action in all 16 games (1 start) for Atlanta, recording 13 tackles (8 solo) and two passes defended... Tied his career high with five tackles (4 solo) vs. Cin. (10/24)... Appeared in his first career postseason contest in Atlanta's NFC Divisional Playoff Game vs. G.B. (1/15).

2009: Selected by Atlanta in the seventh round (210th overall) of the 2009 NFL Draft, Walker played 10 games (1 start) and recorded 13 tackles (8 solo) and two passes defended in his rookie campaign... Totaled a season-high three solo tackles vs. Was. (11/8).

COLLEGE: Walker saw action in 49 games (29 starts) at Georgia Tech and produced 110 tackles (69 solo), 13 sacks, four forced fumbles and three fumble recoveries during his career... Named a first-team All-Atlantic Coast Conference selection as a junior and a senior and was chosen as a finalist for the 2008 Bednarik Award, presented annually to the nation's top defensive player.

PERSONAL: Walker prepped at Fort Mill (S.C.) High School, where he recorded 17.5 sacks and 41 tackles for loss as a senior... Vance Walker was born on April 26, 1987.

WALKER'S REGULAR SEASON RECORD

Year	Club	G	S	UT	A	TT	S-Yds.	I-Yds.	PD	FF	FR	TD-Int.	TD-FR	S	Pts.
2009	Atlanta	10	1	13	2	15	0-0	0-0	2	0	0	0	0	0	0
2010	Atlanta	16	1	8	7	15	0-0	0-0	0	0	0	0	0	0	0
2011	Atlanta	16	0	13	5	18	2-8	0-0	0	1	1	0	0	0	0
2012	Atlanta	16	9	21	11	32	3-20	0-0	0	1	0	0	0	0	0
2013	Oakland	15	15	29	11	40	3-15	0-0	0	0	0	0	0	0	0
2014	Kansas City	16	2	14	5	19	2-14	0-0	0	0	0	0	0	0	0
CAREER TOTALS		89	28	98	41	139	10-57	0-0	2	2	1	0	0	0	0

WALKER'S POSTSEASON RECORD

Year	Club	G	S	UT	A	TT	S-Yds.	I-Yds.	PD	FF	FR	TD-Int.	TD-FR	S	Pts.
2010	Atlanta	1	0	0	0	0	0-0	0-0	0	0	0	0	0	0	0
2011	Atlanta	1	0	0	0	0	0-0	0-0	0	0	0	0	0	0	0
2012	Atlanta	2	2	4	2	6	1-8	0-0	0	0	0	0	0	0	0
CAREER TOTALS		4	2	4	2	6	1-8	0-0	0	0	0	0	0	0	0

WALKER'S SINGLE-GAME HIGHS

(Postseason in parentheses)

Tackles — 5, three times, last at Kansas City, 10/13/13 (4 vs. Seattle, 1/13/13). **Sacks** — 1, nine times, last vs. Tennessee, 9/7/14 (1 vs. Seattle, 1/13/13). **Sack yards** — 10 vs. Tennessee, 9/7/14 (8 vs. Seattle, 1/13/13).

VANCE WALKER'S GAME-BY-GAME

(Victories asterisked)

2009 ATLANTA (9-7)		TACKLES									
Date	Opponent	P/S	UT	A	TT	S-Yds.	I-Yds.	PD	FF	FR	
Game 1-2											
Games 3-6											
Nov 2	at New Orleans	P	3	0	3	0-0	0	1	0	0	
Nov 8	vs. Washington*	P	5	0	5	0-0	0	0	0	0	
Nov 15	at Carolina	P	2	0	2	0-0	0	0	0	0	
Nov 22	at N.Y. Giants	P	1	0	1	0-0	0	1	0	0	
Nov 29	vs. Tampa Bay*	P	0	1	1	0-0	0	0	0	0	
Dec 6	vs. Philadelphia	P	0	0	0	0-0	0	0	0	0	
Dec 13	vs. New Orleans	P	0	0	0	0-0	0	0	0	0	
Dec 20	at N.Y. Jets*	P	1	1	2	0-0	0	0	0	0	
Dec 27	vs. Buffalo*	P	0	0	0	0-0	0	0	0	0	
Jan 3	at Tampa Bay*	S	1	0	1	0-0	0	0	0	0	
Regular Season Totals		10/1	13	2	15	0-0	0-0	2	0	0	

2010 ATLANTA (13-3)		TACKLES									
Date	Opponent	P/S	UT	A	TT	S-Yds.	I-Yds.	PD	FF	FR	
Sept 12	at Pittsburgh	S	0	1	1	0-0	0-0	0	0	0	
Sept 19	vs. Arizona*	P	0	0	0	0-0	0-0	0	0	0	
Sept 26	at New Orleans*	P	0	0	0	0-0	0-0	0	0	0	
Oct 3	vs. San Francisco*	P	0	1	1	0-0	0-0	0	0	0	
Oct 10	at Cleveland*	P	0	1	1	0-0	0-0	0	0	0	
Oct 17	at Philadelphia	P	2	0	2	0-0	0-0	0	0	0	
Oct 24	vs. Cincinnati*	P	3	2	5	0-0	0-0	0	0	0	
Nov 7	vs. Tampa Bay*	P	1	0	1	0-0	0-0	0	0	0	
Nov 11	vs. Baltimore*	P	0	1	1	0-0	0-0	0	0	0	
Nov 21	at St. Louis*	P	1	0	1	0-0	0-0	0	0	0	
Nov 28	vs. Green Bay*	P	0	0	0	0-0	0-0	0	0	0	
Dec 5	at Tampa Bay*	P	1	1	2	0-0	0-0	0	0	0	
Dec 12	at Carolina*	P	0	0	0	0-0	0-0	0	0	0	
Dec 19	at Seattle*	P	0	0	0	0-0	0-0	0	0	0	
Dec 27	vs. New Orleans	P	0	0	0	0-0	0-0	0	0	0	
Jan 2	vs. Carolina*	P	0	0	0	0-0	0-0	0	0	0	
Regular Season Totals		16/1	8	7	15	0-0	0-0	0	0	0	
Jan 15	vs. Tampa Bay†	P	0	0	0	0-0	0-0	0	0	0	
Postseason Totals		1/0	0	0	0	0-0	0-0	0	0	0	
†NFC Divisional Playoff Game											

2011 ATLANTA (10-6)		TACKLES									
Date	Opponent	P/S	UT	A	TT	S-Yds.	I-Yds.	PD	FF	FR	
Sept 11	at Chicago	P	1	0	1	0-0	0-0	0	0	0	
Sept 18	vs. Philadelphia	P	1	0	1	0-0	0-0	0	0	0	
Sept 25	at Tampa Bay	P	2	1	3	0-0	0-0	0	0	0	
Oct 2	at Seattle	P	0	0	0	0-0	0-0	0	0	0	
Oct 9	vs. Green Bay	P	1	0	1	0-0	0-0	0	0	1	
Oct 16	vs. Carolina	P	3	0	3	0-0	0-0	0	0	0	
Oct 23	at Detroit	P	1	0	1	0-0	0-0	0	0	0	
Nov 6	at Indianapolis	P	1	1	2	0-0	0-0	0	0	0	
Nov 13	vs. New Orleans	P	0	1	1	0-0	0-0	0	0	0	
Nov 20	vs. Tennessee	P	0	1	1	0-0	0-0	0	0	0	
Nov 27	vs. Minnesota	P	0	0	0	0-0	0-0	0	0	0	
Dec 4	at Houston	P	1	0	1	1-0	0-0	0	1	0	
Dec 11	at Carolina	P	1	0	1	0-0	0-0	0	0	0	
Dec 15	vs. Jacksonville	P	0	1	1	0-0	0-0	0	0	0	
Dec 26	at New Orleans	P	1	0	1	1-8	0-0	0	0	0	
Jan 1	vs. Tampa Bay	P	0	0	0	0-0	0-0	0	0	0	
Regular Season Totals		16/1	13	5	18	2-8	0-0	0	1	1	
Jan 8	at N.Y. Giants ^S	S	0	0	0	0-0	0-0	0	0	0	
Postseason Totals		1/0	0	0	0	0-0	0-0	0	0	0	
^S NFC Wild Card Game											

2012 ATLANTA (13-3)			TACKLES							
Date	Opponent	P/S	UT	A	TT	S-Yds.	I-Yds.	PD	FF	FR
Sept 9	at Kansas City	P	1	0	1	0-0	0-0	0	0	0
Sept 17	vs. Denver	P	2	0	2	1-8	0-0	0	0	0
Sept 23	at San Diego	P	2	2	4	0-0	0-0	0	0	0
Sept 30	vs. Carolina	P	3	0	3	1-5	0-0	0	1	0
Oct 7	at Washington	P	0	1	1	0-0	0-0	0	0	0
Oct 14	vs. Oakland	P	0	0	0	0-0	0-0	0	0	0
Oct 28	at Philadelphia	S	1	0	1	0-0	0-0	0	0	0
Nov 4	vs. Dallas	S	1	1	2	0-0	0-0	0	0	0
Nov 11	at New Orleans	S	0	4	4	0-0	0-0	0	0	0
Nov 18	vs. Arizona	P	2	0	2	0-0	0-0	0	0	0
Nov 25	at Tampa Bay	S	0	0	0	0-0	0-0	0	0	0
Nov 29	vs. New Orleans	S	1	1	2	0-0	0-0	0	0	0
Dec 9	at Carolina	S	2	0	2	1-7	0-0	0	0	0
Dec 16	vs. N.Y. Giants	S	0	1	1	0-0	0-0	0	0	0
Dec 22	at Detroit	S	2	0	2	0-0	0-0	0	0	0
Dec 30	vs. Tampa Bay	S	4	1	5	0-0	0-0	0	0	0
Regular Season Totals		16/9	21	11	32	3-20	0-0	0	0	0
Jan 13	vs. Seattle*†	S	3	1	4	1-8	0-0	0	0	0
Jan 20	vs. San Francisco#	S	1	1	2	0-0	0-0	0	0	0
Postseason Totals		2/2	4	2	6	1-8	0-0	0	0	0


†NFC Divisional Playoff Game; #NFC Championship Game;

2013 OAKLAND (4-12)			TACKLES							
Date	Opponent	P/S	UT	A	TT	S-Yds.	I-Yds.	PD	FF	FR
Sept 8	at Indianapolis	S	0	3	3	0-0	0-0	0	0	0
Sept 15	vs. Jacksonville*	S	0	0	0	0-0	0-0	0	0	0
Sept 23	at Denver	S	0	0	0	0-0	0-0	0	0	0
Sept 29	vs. Washington	S	2	1	3	0-0	0-0	0	0	0
Oct 6	vs. San Diego*	S	3	1	4	0-0	0-0	0	0	0
Oct 13	at Kansas City	S	5	0	5	1-6	0-0	0	0	0
Oct 27	vs. Pittsburgh*	S	4	0	4	1-3	0-0	0	0	0
Nov 3	vs. Philadelphia	S	1	0	1	0-0	0-0	0	0	0
Nov 10	at N.Y. Giants	S	2	0	2	1-6	0-0	0	0	0
Nov 17	at Houston*	S	3	0	3	0-0	0-0	0	0	0
Nov 24	vs. Tennessee	S	2	1	3	0-0	0-0	0	0	0
Nov 28	at Dallas	S	1	2	3	0-0	0-0	0	0	0
Dec 8	at N.Y. Jets	S	4	0	4	0-0	0-0	0	0	0
Dec 15	vs. Kansas City			INACTIVE						
Dec 22	at San Diego	S	2	2	4	0-0	0-0	0	0	0
Dec 29	vs. Denver	S	0	1	1	0-0	0-0	0	0	0
Regular Season Totals		15/15	29	11	49	3-15	0-0	0	0	0

2014 KANSAS CITY (9-7)			TACKLES							
Date	Opponent	P/S	UT	A	TT	S-Yds.	I-Yds.	PD	FF	FR
Sept 7	vs. Tennessee	P	1	0	1	1-10	0-0	0	0	0
Sept 14	at Denver	P	0	0	0	0-0	0-0	0	0	0
Sept 21	at Miami*	P	1	0	1	0-0	0-0	0	0	0
Sept 28	vs. New England*	P	0	0	0	0-0	0-0	0	0	0
Oct 5	at San Francisco	P	0	0	0	0-0	0-0	0	0	0
Oct 19	at San Diego*	P	0	0	0	0-0	0-0	0	0	0
Oct 26	vs. St. Louis*	P	2	1	3	0.5-2	0-0	0	0	0
Nov 2	vs. N.Y. Jets*	P	1	0	1	0-0	0-0	0	0	0
Nov 9	at Buffalo*	P	0	0	0	0-0	0-0	0	0	0
Nov 16	vs. Seattle*	P	2	1	3	0-0	0-0	0	0	0
Nov 20	at Oakland	P	0	0	0	0-0	0-0	0	0	0
Nov 30	vs. Denver	P	1	0	1	0-0	0-0	0	0	0
Dec 7	at Arizona	S	3	1	4	0-0	0-0	0	0	0
Dec 14	vs. Oakland*	S	2	1	3	0.5-2	0-0	0	0	0
Dec 21	at Pittsburgh	P	1	1	2	0-0	0-0	0	0	0
Dec 28	vs. San Diego*	P	0	0	0	0-0	0-0	0	0	0
Regular Season Totals		16/2	14	5	19	2-14	0-0	0	0	0

DID YOU KNOW?

The Broncos have selected more players (19) from the University of Florida in the NFL Draft than from any other school in the country.



T.J. WARD

43

SAFETY



5-11 • 200 • 6TH YR. • OREGON

BORN: Dec. 12, 1986, in San Francisco

HIGH SCHOOL: De La Salle High School, Concord, Calif.

ACQUIRED: Unrestricted Free Agent (Cleveland), 2014

NFL YEAR: 6th • YEAR WITH BRONCOS: 2nd

NFL GAMES PLAYED/STARTED: 69/69 • POSTSEASON GP/GS: 1/1

WARD AT A GLANCE:

- A sixth-year safety and two-time Pro Bowl selection who started all 69 career regular-season games played for Cleveland (2010-13) and Denver (2014) during his first five NFL seasons.
- Totaled 413 tackles (313 solo), seven interceptions (188 yds.), 5.5 sacks (52 yds.), 32 passes defended, five forced fumbles and one fumble recovery in his career.
- Accumulated the most tackles for a loss (15) by a defensive back in the NFL from 2013-14, while earning consecutive Pro Bowl nods.
- Voted to his second straight Pro Bowl after finishing with 74 tackles (60 solo), two sacks (23 yds.), two interceptions (55 yds.) and six passes defended in his first year with Denver in 2014.
- Earned second-team All-Pro recognition by the Associated Press in 2013 and was selected to his first Pro Bowl after recording a career-high 129 tackles (96 solo) for the Browns.
- Voted by his teammates as Cleveland's recipient of the 2013 Ed Block Courage Award after overcoming a knee injury in 2012 to start all 16 games the following year.
- Led all NFL rookies with 105 tackles in 2010 and became the first Browns rookie in 18 years to start all 16 games for the club.
- Appeared in 37 career games at the University of Oregon and totaled 190 tackles and three interceptions after entering the program as a walk-on.
- Joined the Broncos as an unrestricted free agent (Cleveland) on March 12, 2014.
- Selected by Cleveland in the second round (38th overall) of the 2010 NFL Draft.

CAREER TRANSACTIONS: Signed by Cleveland as a draft choice 7/26/10; Signed by Denver as an unrestricted free agent 3/12/14.



2014: Ward started 15 regular-season games and earned his second consecutive Pro Bowl selection after totaling 74 tackles (60 solo), two sacks (23 yds.), two interceptions (55 yds.) and six passes defended... Participated in the second-most defensive snaps (1,002) for the Broncos... Sacked quarterback Russell Wilson for a loss of 10 yards and tackled running back Marshawn Lynch in the end zone for a safety at Sea. (9/21)... Recorded a team-high eight solo tackles at N.E. (11/2)... Made his first interception as a Bronco at Oak. (11/9)... Picked off quarterback Ryan Tannehill with 3:45 remaining in the fourth quarter vs. Mia. (11/23) and returned it 37 yards to the Miami 8-yard line to set up Denver's game-winning touchdown... Registered his second sack of the year in the first quarter at K.C. (11/30) to become the first Broncos safety since Brian Dawkins in 2011 to post multiple sacks in a season... Surpassed 400 career defensive stops with his six-tackle performance at S.D. (12/14)... Led the Broncos with a season-high nine tackles (5 solo) at Cin. (12/22) before leaving the game with a neck injury that held him out of the regular-season finale vs. Oak. (12/28)... Made his first career postseason appearance in Denver's AFC Divisional Playoff Game vs. Ind. (1/11) and totaled two solo tackles and two passes defended.

2013: Ward was named to his first Pro Bowl and received second-team All-Pro honors from the Associated Press after starting all 16 games for the Browns and totaling a career-high 129 tackles (96 solo), two interceptions (57 yds.), two sacks (12 yds.), nine passes defended and one fumble recovery... Led all NFL defensive

WARD A FORCE IN THE BACKFIELD

MOST TACKLES FOR LOSS BY A DEFENSIVE BACK, NFL, 2013-14

Player	Sk.	Stuff	TFL
1. T.J. Ward, Cle./Den.	3.5	11.5	15.0
2. T.J. McDonald, Stl.	3.0	9.0	12.0
3. James Ihedigbo, Bal./Det.	2.0	9.5	11.5
4. Troy Polamalu, Pit.	2.0	8.5	10.5
5. Harrison Smith, Min.	3.0	6.5	9.5

backs with 10 tackles for a loss, according to press box totals... Scored two defensive touchdowns—on a 44-yard interception return vs. Buf. (10/3) and a 51-yard fumble return vs. Chi. (12/15)... Recorded double-digit tackle totals on five occasions, including a personal-best 13 defensive stops (10 solo) at G.B. (10/20)... Voted by his teammates as the recipient of the Ed Block Courage Award for recovering from a knee injury sustained in 2012.

2012: Ward started all 14 games played for Cleveland and registered 68 tackles (50 solo), one interception (37 yds.), one sack (10 yds.), four passes defended and a career-best three forced fumbles... Forced two fumbles in the Browns' 20-14 win vs. Pit. (11/25)... Missed the Browns' final two games after being placed on injured reserve (knee) on Dec. 18.

2011: Ward opened the Browns' first eight games and totaled 38 tackles (27 solo), one sack (7 yds.), three passes defended and one forced fumble... Inactive for six games before being placed on injured reserve (foot) on Dec. 22.

2010: Selected by Cleveland in the second round (38th overall) of the 2010 NFL Draft, Ward opened all 16 games for the club and led all league rookies with a team-best 105 tackles (80 solo) to go along with two interceptions (39 yds.), 10 passes defended and one forced fumble... Added a team-high 18 special-team stops... Became the first Browns rookie defensive back to start all 16 games since Antonio Langham in 1994.

COLLEGE: Ward began his collegiate career at the University of Oregon as a walk-on before earning a scholarship and going on to play in 37 career games for the Ducks... Totaled 190 tackles, three interceptions and one sack during his four seasons in Eugene... Led Oregon with 101 tackles as a junior in 2008 to earn honorable mention All-Pacific-10 Conference recognition.

PERSONAL: Ward attended De La Salle High School in Concord, Calif., where he contributed as a reserve defensive back on three consecutive national championship squads (2001-03) before injuring his knee during the preseason in 2004 and missing his entire senior campaign... Was a prep teammate of Broncos Offensive Assistant/Quarterbacks Brian Callahan... His father, Terrell, played defensive back at San Diego State and was drafted by Philadelphia in the seventh round (188th overall) in 1980... His younger brother, Terron, played running back at Oregon State University from 2011-14... Established the T.J. Ward Foundation, which focuses on education, family values and community service... Participated in the annual Drive for Life, the largest single community blood drive in Colorado... Terrell Ray Williams Ward Jr. was born on Dec. 12, 1986, in San Francisco.

WARD'S REGULAR SEASON RECORD

Year	Club	G	S	UT	A	TT	S-Yds.	I-Yds.	PD	FF	FR	TD-Int.	TD-FR	S	Pts.
2010	Cleveland	16	16	80	25	105	0-0	2-39	10	1	0	0	0	0	0
2011	Cleveland	8	8	27	11	38	1-7	0-0	3	1	0	0	0	0	0
2012	Cleveland	14	14	50	18	68	1-10	1-37	4	3	0	0	0	0	0
2013	Cleveland	16	16	96	33	129	1.5-12	2-57	9	0	1	1	1	0	12
2014	Denver	15	15	60	14	74	2-23	2-55	6	0	0	0	0	0	0
CAREER TOTALS		69	69	313	101	413	5.5-52	7-188	32	5	1	1	1	0	12

ADDITIONAL STATISTICS: Special-teams tackles — 2010 (18), 2011 (1), TOTAL (19). Returned a fumble 51 yards for a TD vs. Chicago, 12/15/13. Blocked a field goal vs. Atlanta, 10/10/10.

WARD'S POSTSEASON RECORD

Year	Club	G	S	UT	A	TT	S-Yds.	I-Yds.	PD	FF	FR	TD-Int.	TD-FR	S	Pts.
2014	Denver	1	1	2	0	2	0-0	0-0	2	0	0	0	0	0	0
CAREER TOTALS		1	1	2	0	2	0-0	0-0	2	0	0	0	0	0	0

WARD'S SINGLE-GAME HIGHS

(Postseason in parentheses)

Tackles — 13 at Green Bay, 10/20/13 (2 vs. Indianapolis, 1/11/15). **Interceptions** — 2 at Jacksonville, 11/21/10 (none). **Interception return yards** — 44 vs. Buffalo, 10/3/13 (none). **Passes Defended** — 2, six times, last vs. Miami, 11/23/14 (2 vs. Indianapolis, 1/11/15). **Sacks** — 1, five times, last at Kansas City, 11/30/14 (none).

T.J. WARD'S CAREER GAME-BY-GAME


(Victories asterisked)

2010 CLEVELAND (5-11)		TACKLES													
Date	Opponent	P/S	UT	A	TT	S-Yds.	I-Yds.	PD	FF	FR					
Sep 12	at Tampa Bay	S	7	3	10	0-0	0-0	0	1	0					
Sep 19	vs. Kansas City	S	8	1	9	0-0	0-0	0	0	0					
Sep 26	at Baltimore	S	4	1	5	0-0	0-0	1	0	0					
Oct 3	vs. Cincinnati*	S	5	3	8	0-0	0-0	0	0	0					
Oct 10	vs. Atlanta	S	5	1	6	0-0	0-0	0	0	0					
Oct 17	at Pittsburgh	S	6	4	10	0-0	0-0	0	0	0					
Oct 24	at New Orleans*	S	4	2	6	0-0	0-0	2	0	0					
Nov 7	vs. New England*	S	6	0	6	0-0	0-0	0	0	0					
Nov 14	vs. N.Y. Jets	S	4	3	7	0-0	0-0	2	0	0					
Nov 21	at Jacksonville	S	5	0	5	0-0	2-39	2	0	0					
Nov 28	vs. Carolina*	S	4	1	5	0-0	0-0	0	0	0					
Dec 5	at Miami*	S	2	1	3	0-0	0-0	0	0	0					
Dec 12	at Buffalo	S	7	1	8	0-0	0-0	0	0	0					
Dec 19	at Cincinnati	S	6	2	8	0-0	0-0	1	0	0					
Dec 26	vs. Baltimore	S	1	1	2	0-0	0-0	1	0	0					
Jan 2	vs. Pittsburgh	S	6	1	7	0-0	0-0	1	0	0					
Regular Season Totals			16/16	80	25	105	0-0	2-39	10	1	0				

2011 CLEVELAND (4-12)			TACKLES							
Date	Opponent	P/S	UT	A	TT	S-Yds.	I-Yds.	PD	FF	FR
Sep 11	vs. Cincinnati	S	5	1	6	0-0	0-0	0	0	0
Sep 18	at Indianapolis*	S	2	2	4	0-0	0-0	2	0	0
Sep 25	vs. Miami*	S	4	0	4	0-0	0-0	0	0	0
Oct 2	vs. Tennessee	S	3	1	4	0-0	0-0	0	0	0
Oct 16	at Oakland	S	5	2	7	0-0	0-0	0	0	0
Oct 23	vs. Seattle*	S	5	2	7	1-7	0-0	1	1	0
Oct 30	at San Francisco	S	0	1	1	0-0	0-0	0	0	0
Nov 6	at Houston	S	3	2	5	0-0	0-0	0	0	0
Games 9-14 INACTIVE										
PLACED ON INJURED RESERVE (FOOT) ON DEC. 22										
Regular Season Totals		8/8	27	11	38	1-7	0-0	3	1	0
2012 CLEVELAND (5-11)			TACKLES							
Date	Opponent	P/S	UT	A	TT	S-Yds.	I-Yds	PD	FF	FR
Sep 9	vs. Philadelphia	S	7	1	8	1-10	0-0	0	1	0
Sep 16	at Cincinnati	S	6	3	9	0-0	0-0	0	0	0
Sep 23	vs. Buffalo	S	6	1	7	0-0	0-0	0	0	0
Sep 27	at Baltimore	S	3	0	3	0-0	0-0	0	0	0
Oct 7	at N.Y. Giants	S	2	2	4	0-0	0-0	0	0	0
Oct 14	vs. Cincinnati*	S	3	0	3	0-0	0-0	0	0	0
Oct 21	at Indianapolis	S	5	2	7	0-0	0-0	1	0	0
Oct 28	vs. San Diego*	S	2	0	2	0-0	0-0	0	0	0
Nov 4	vs. Baltimore	S	3	4	7	0-0	0-0	0	0	0
Nov 18	at Dallas	S	1	1	2	0-0	0-0	0	0	0
Nov 25	vs. Pittsburgh*	S	3	1	4	0-0	0-0	1	2	0
Dec 2	at Oakland*	S	2	1	3	0-0	0-0	0	0	0
Dec 9	vs. Kansas City*	S	2	2	4	0-0	0-0	1	0	0
Dec 16	at Pittsburgh	S	5	0	5	0-0	1-37	1	0	0
PLACED ON INJURED RESERVE (KNEE) ON DEC. 18										
Regular Season Totals		14/14	50	18	68	1-10	1-37	4	3	0
2013 CLEVELAND (4-12)			TACKLES							
Date	Opponent	P/S	UT	A	TT	S-Yds.	I-Yds	PD	FF	FR
Sep 8	vs. Miami	S	3	1	4	0-0	0-0	1	0	0
Sep 15	at Baltimore	S	4	1	5	0-0	0-0	0	0	0
Sep 22	at Minnesota*	S	7	2	9	0-0	1-13	1	0	0
Sep 29	vs. Cincinnati*	S	4	2	6	0-0	0-0	0	0	0
Oct 3	vs. Buffalo*	S	7	0	7	0-0	1-44	1	0	0
Oct 13	vs. Detroit	S	10	1	11	0-0	0-0	2	0	0
Oct 20	at Green Bay	S	10	3	13	0-0	0-0	0	0	0
Oct 27	at Kansas City	S	9	1	10	0.5-4	0-0	0	0	0
Nov 3	vs. Baltimore*	S	6	1	7	1-8	0-0	0	0	0
Nov 17	at Cincinnati	S	2	3	5	0-0	0-0	0	0	0
Nov 24	vs. Pittsburgh	S	8	4	12	0-0	0-0	0	0	0
Dec 1	vs. Jacksonville	S	6	2	8	0-0	0-0	1	0	0
Dec 8	at New England	S	8	1	9	0-0	0-0	1	0	0
Dec 15	vs. Chicago	S	7	5	12	0-0	0-0	2	0	1
Dec 22	at N.Y. Jets	S	3	0	3	0-0	0-0	0	0	0
Dec 29	at Pittsburgh	S	2	6	8	0-0	0-0	0	0	0
Regular Season Totals		16/16	96	33	129	1.5-12	2-57	9	0	1
2014 DENVER (12-4)			TACKLES							
Date	Opponent	P/S	UT	A	TT	S-Yds.	I-Yds	PD	FF	FR
Sep 7	vs. Indianapolis*	S	2	1	3	0-0	0-0	1	0	0
Sep 14	vs. Kansas City*	S	5	0	5	0-0	0-0	0	0	0
Sep 21	at Seattle	S	4	4	8	1-10	0-0	0	0	0
Oct 5	vs. Arizona*	S	3	0	3	0-0	0-0	0	0	0
Oct 12	at N.Y. Jets*	S	2	1	3	0-0	0-0	0	0	0
Oct 19	vs. San Francisco*	S	4	0	4	0-0	0-0	0	0	0
Oct 23	vs. San Diego*	S	3	0	3	0-0	0-0	1	0	0
Nov 2	at New England	S	8	0	8	0-0	0-0	0	0	0
Nov 9	at Oakland*	S	4	3	7	0-0	1-18	1	0	0
Nov 16	at St. Louis	S	1	0	1	0-0	0-0	0	0	0
Nov 23	vs. Miami*	S	2	1	3	0-0	1-37	2	0	0
Nov 30	at Kansas City*	S	6	0	6	1-13	0-0	0	0	0
Dec 7	vs. Buffalo*	S	5	0	5	0-0	0-0	1	0	0
Dec 14	at San Diego*	S	6	0	6	0-0	0-0	0	0	0
Dec 22	at Cincinnati	S	5	4	9	0-0	0-0	0	0	0
Dec 28	vs. Oakland*	INACTIVE								
Regular Season Totals		15/15	60	14	74	2-23	2-55	6	0	0
Jan 11	vs. Indianapolis†	S	2	0	2	0-0	0-0	2	0	0
Postseason Totals		1/1	2	0	2	0-0	0-0	2	0	0

†AFC Divisional Playoff Game

†AFC Divisional Playoff Game



DEMARCUS WARE

94

OUTSIDE LINEBACKER

6-4 • 258 • 11TH YR. • TROY

BORN: July 31, 1982, in Auburn, Ala.

HIGH SCHOOL: Auburn (Ala.) High School

ACQUIRED: Free Agent, 2014

NFL YEAR: 11th • **YEAR WITH BRONCOS:** 2nd

NFL GAMES PLAYED/STARTED: 157/155 • **POSTSEASON GP/GS:** 5/5



WARE AT A GLANCE:

- An 11th-year outside linebacker and member of the 2000s NFL All-Decade Team who ranks third among active players and 14th all-time with 127 career sacks.
- Earned his eighth Pro Bowl nod in his first season with the Broncos in 2014 to tie for the most selections by an active NFL defensive player.
- Spent his first nine NFL seasons in Dallas and was selected to start in seven Pro Bowls as a Cowboy in addition to being named first-or second-team All-Pro by the Associated Press on seven occasions.
- Registered double-digit sack totals in eight of his 10 seasons, including league-leading marks in 2008 (20.0) and 2010 (15.5)—one of five players in NFL history (since 1982) to lead the league in sacks on multiple occasions.
- Ranks second in NFL history with a sack rate of 0.81/game during his career, trailing only Pro Football Hall of Fame defensive end Reggie White (0.85/game) among players appearing in at least 75 games.
- Owns 31 career multi-sack games, including eight contests with three sacks and one game with a career-best four sacks (at Philadelphia, 10/30/11).
- Forced 34 fumbles, including 28 strip-sacks, during his career to rank fourth in the NFL since he entered the league in 2005.
- Recorded a career-best 20 quarterback takedowns in 2008 (seventh most for a single season at that time) to earn NFC Defensive Player of the Year honors from the KC Committee of 101 as well as NFL Alumni Pass Rusher of the Year recognition.
- Posted a sack in 10 consecutive games (2007-08) to tie former Broncos defensive end Simon Fletcher for the longest sack streak in league history since the statistic became official in 1982.
- Played outside linebacker in the Cowboys' 3-4 base defense during his first eight seasons and was chosen as the only two-time winner of the Dick Butkus Award (2008, '11), given to the top linebacker at the high school, collegiate and professional levels of football.
- Named NFC Defensive Player of the Week on four occasions (Week 16 - 2005; Week 15 - 2008; Week 15 - 2009; Week 3 - 2010).
- Totaled 201 tackles, 27.5 sacks, 58 tackles for a loss and nine forced fumbles during his collegiate career at Troy University, earning Sun Belt Conference Defensive Player of the Year honors as a senior in 2007 after leading the Trojans to their first-ever bowl appearance.
- Joined the Broncos as a free agent on March 12, 2014.
- Selected by Dallas in the first round (11th overall) of the 2005 NFL Draft.

CAREER TRANSACTIONS: Signed by Dallas as a draft choice 7/30/05; Released by Dallas 3/11/14; Signed by Denver 3/12/14.



WARE AN EIGHT-TIME PRO BOWLER

MOST PRO BOWL SELECTIONS AMONG ACTIVE NFL DEFENSIVE PLAYERS

	Player	Pos.	No.
1.	DeMarcus Ware, Dal./Den.	OLB/DE	8
	Charles Woodson, G.B./Oak.	S/CB	8
	Julius Peppers, Car./Chi./G.B.	OLB/DE	8
4.	Lance Briggs, Chi.	LB	7
	Dwight Freeney, Ind./S.D.	OLB/DE	7

WARE AMONG NFL'S ALL-TIME SACK LEADERS

MOST SACKS IN NFL HISTORY (SINCE 1982)

Player	No.	Player	No.
1. Bruce Smith	200.0	11. Lawrence Taylor	132.5
2. Reggie White	198.0	12. Leslie O'Neal	132.5
3. Kevin Greene	160.0	13. Rickey Jackson	128.0
4. Chris Doleman	150.5	14. DeMarcus Ware*	127.0
5. Michael Strahan	141.5	15. Derrick Thomas	126.5
6. Jason Taylor	139.5	16. Julius Peppers*	125.5
7. Richard Dent	137.5	17. Simeon Rice	122.0
8. John Randle	137.5	18. Clyde Simmons	121.5
9. Jared Allen*	134.0	19. Sean Jones	113.0
10. John Abraham	133.5	20. Dwight Freeny*	111.5

*active player

2014: Ware, who was named a team captain prior to the season by his Broncos teammates, played all 16 games (15 starts) for the ninth time in his career and earned his eighth Pro Bowl selection after totaling 41 tackles (34 solo), 10 sacks (56.5 yds.), one interception (3 yds.), one pass defended and two forced fumbles... Tied for the most Pro Bowl selections (8) among active NFL defensive players... Posted his eighth career season with 10 or more sacks... Recorded 1.5 sacks (4.5 yds.) in his Broncos debut vs. Ind. (9/7)... Totaled three sacks (26 yds.) vs. S.F. (10/19) to pass Simeon Rice into 15th place on the NFL's all-time list with 123 career quarterback take-downs... Notched his eighth sack of the season at N.E. (11/2), joining LB Von Miller to represent just the eighth pair of teammates since 1982 to post at least eight sacks apiece through a season's first eight games... Posted his 127th career sack at K.C. (11/30) to pass Chiefs great Derrick Thomas for the 14th-most sacks in NFL history.

2013: Ware started all 13 games played for the Cowboys and totaled 36 tackles (24 solo), six sacks (40 yds.), one interception, two passes defended and one fumble recovery after making the switch from outside linebacker to defensive end... Missed Games 7-9 with a quad injury, snapping his streak of 134 consecutive regular-season games played to begin his career.

2012: Ware opened all 16 games and recorded 72 tackles (48 solo), 11.5 sacks (64 yds.) and five forced fumbles... Earned his seventh straight Pro Bowl selection... Posted two sacks at N.Y. Giants (9/5) in his 113th game to give him 101.5 for his career, making him the second-fastest player (Reggie White, 96 games) to reach 100 sacks... Set a career high with 13 tackles (8 solo) at Sea. (9/16) and matched that total four games later at Car. (10/21)... Registered his 107th career sack vs. NYG (10/28) to become Dallas' all-time sack leader.

2011: Ware earned his sixth consecutive Pro Bowl selection and fourth career first-team All-Pro recognition from the Associated Press after opening all 16 games and tallying 67 tackles (51 solo), 19.5 sacks (125 yds.), three passes defended and two forced fumbles... Contributed a career-best four sacks (23 yds.) and a forced fumble at Phi. (10/30).

2010: Ware was named to his fifth career Pro Bowl after starting all 16 games for the Cowboys and leading the NFL with 15.5 sacks (105 yds.) to go along with 108 tackles (64 solo), one pass defended, two forced fumbles and two fumble recoveries... Posted three sacks at Hou. (9/26) to earn his fourth career NFC Defensive Player of the Week honor... Registered his second three-sack performance of the season at Phi. (1/2) and added a 17-yard fumble return for a touchdown.

2009: Ware opened 15-of-16 games played as a Pro Bowl starter and first-team Associated Press All-Pro selection, recording 92 tackles (50 solo), 11 sacks (51 yds.), two passes defended and five forced fumbles... Opened both of Dallas' postseason games and contributed 13 tackles (6 solo), three sacks (18 yds.) and one forced fumble... Named NFC Defensive Player of the Week after notching a pair of sacks and two forced fumbles at N.O. (12/19)... Logged two sacks in Dallas' NFC Wild Card Playoff Game vs. Phi. (1/9).

2008: Ware set a Cowboys record with an NFL-best 20 sacks (115 yds.) in 16 starts while also posting career highs in tackles (110) and forced fumbles (6)... Added three passes defended and one fumble recovery... Earned his third career Pro Bowl selection along with first-team All-Pro honors from the Associated Press... Recorded three sacks at Stl. (10/19) to tie the NFL record for consecutive games (10) with a quarterback takedown... Talled his third three-sack game of the season and eclipsed 50 career sacks vs. NYG (12/14) to take home NFC Defensive Player of the Week honors.

2007: Ware was named a Pro Bowl starter for the second consecutive season and a first-team All-Pro designee for the first time in his career after recording 80 tackles (50 solo), 14 sacks (109 yds.), four passes defended and four forced fumbles for the Cowboys... Registered four solo tackles and a sack in Dallas' NFC Divisional Playoff Game vs. NYG (1/13).

2006: Ware made his first career Pro Bowl and was a second-team All-Pro selection by the Associated Press

WARE'S FURIOUS SACK PACE

FEWEST GAMES TO REACH 100 CAREER SACKS

Player	No.
1. Reggie White, Phi./G.B.	96
2. DeMarcus Ware, Dal./Den.	113
3. Bruce Smith, Buf.	115
4. Jared Allen, K.C./Min.	122
Lawrence Taylor, NYG	122

MOST SACKS PER GAME (SINCE 1982 / MIN. 75 GP)

Player	GP	Sk	Sk/G
1. Reggie White, Phi./G.B./Car.	232	198.0	0.85
2. DeMarcus Ware, Dal./Den.	147	127.0	0.81
3. Jared Allen, K.C./Min.	172	134.0	0.78
4. Derrick Thomas, K/C.	169	126.5	0.75
5. Elvis Dumervil, Den./Bal.	122	90.0	0.74

WARE'S RECORD-TYING SACK STREAK

MOST CONSECUTIVE GAMES WITH A FULL SACK (SINCE 1982)

Player	No.	Dates
1. DeMarcus Ware, Dal.	10	Dec. 16, 2007 - Oct. 19, 2008
Simon Fletcher, Den.	10	Nov. 15, 1992 - Sept. 20, 1993
3. Kevin Greene, S.F./Car.	9	Dec. 7, 1997 - Oct. 18, 1998
Bruce Smith, Buf.	9	Nov. 16, 1986 - Oct. 25, 1987

after starting all 16 games and totaling 82 tackles (62 solo), 11.5 sacks (89 yds.), one interception (41 yds.), three passes defended, five forced fumbles and one fumble recovery... Scored two defensive touchdowns—a 69-yard fumble return for a score at Phi. (10/8) and a 41-yard interception for a touchdown at Atl. (12/16)... Posted the first three-sack performance of his career at Car. (10/29) and equaled that effort in Dallas' regular-season finale vs. Det. (12/31).

2005: Selected by Dallas in the first round (11th overall) of the 2005 NFL Draft, Ware opened all 16 games for the Cowboys as a rookie and racked up 66 tackles (44 solo), eight sacks (44 yds.) and three forced fumbles... Recorded his first career sack by taking down 49ers quarterback Tim Rattay at S.F. (9/25)... Earned NFL Defensive Rookie of the Month honors in October after totaling 16 tackles and three sacks in five games... Posted three sacks (all of which forced fumbles) at Car. (12/24) to earn NFC Defensive Player of the Week and Diet Pepsi Rookie of the Week recognition.

COLLEGE: Ware started for three seasons at Troy University and finished his collegiate career with 201 tackles, 27.5 sacks, 58 tackles for a loss and nine forced fumbles... Led the Trojans to their first-ever Bowl appearance as a senior in 2004 and was named Sun Belt Conference Defensive Player of the Year after totaling 53 tackles, 19 tackles for a loss, 10.5 sacks and four forced fumbles.

PERSONAL: Ware played two seasons of prep football at Auburn (Ala.) High School, where he earned all-area honors as a senior linebacker and wide receiver... Earned a degree in business information systems from Troy, becoming the first member of his family to graduate from college... Named a 2014 Denver Broncos Community Champion Award winner for his contributions off the field... Volunteered his time for numerous community initiatives in and around the Dallas area, including the Boys & Girls Club of Arlington and Make-a-Wish Foundation of North Texas... Served as an NFL Play 60 Spokesperson, which included a public service announcement at the White House with President Obama... DeMarcus Ware was born on July 31, 1982, in Auburn, Ala.

WARE'S REGULAR SEASON RECORD

Year	Club	G	S	UT	A	TT	S-Yds.	I-Yds.	PD	FF	FR	TD-Int.	TD-FR	S	Pts.
2005	Dallas	16	16	44	22	66	8-47	0-0	0	3	0	0	0	0	0
2006	Dallas	16	16	62	21	82	11.5-89	1-41	3	5	1	1	1	0	12
2007	Dallas	16	16	50	30	80	14-109	0-0	4	4	0	0	0	0	0
2008	Dallas	16	16	56	54	110	20-115	0-0	3	6	1	0	0	0	0
2009	Dallas	16	15	50	42	92	11-51	0-0	2	5	0	0	0	0	0
2010	Dallas	16	16	64	44	108	15.5-105	0-0	1	2	2	0	1	0	6
2011	Dallas	16	16	51	16	67	19.5-125	0-0	3	2	0	0	0	0	0
2012	Dallas	16	16	48	24	72	11.5-64	0-0	0	5	0	0	0	0	0
2013	Dallas	13	13	24	12	36	6-40	1-0	2	0	1	0	0	0	0
2014	Denver	16	15	34	7	41	10-56.5	1-3	1	2	0	0	0	0	0
CAREER TOTALS		157	155	483	272	755	127-803.5	3-44	19	34	5	1	2	0	18

ADDITIONAL STATISTICS: Returned an interception 41 yards for a score at Atlanta, 12/16/06. Returned a fumble 69 yards for a score at Philadelphia, 10/8/06. Returned a fumble 17 yards for a touchdown at Philadelphia, 1/2/11.

WARE'S POSTSEASON RECORD

Year	Club	G	S	UT	A	TT	S-Yds.	I-Yds.	PD	FF	FR	TD-Int.	TD-FR	S	Pts.
2006	Dallas	1	1	1	0	1	0-0	0-0	0	0	0	0	0	0	0
2007	Dallas	1	1	3	1	4	1-9	0-0	0	0	0	0	0	0	0
2009	Dallas	2	2	6	7	13	3-17	0-0	0	1	0	0	0	0	0
2014	Denver	1	1	3	1	4	0-0	0-0	0	0	0	0	0	0	0
CAREER TOTALS		5	5	13	9	22	4-26	0-0	0	1	0	0	0	0	0

WARE'S SINGLE-GAME HIGHS

(Postseason in parentheses)

Tackles — 13, twice, last at Carolina, 10/21/12 (8 at Minnesota, 1/17/10). **Sacks** — 4 at Philadelphia, 10/30/11 (2 vs. Philadelphia, 1/9/10). **Sack Yards** — 27 at Philadelphia, 1/2/11 (9, twice, last at Minnesota, 1/17/10). **Interceptions** — 1, three times, last at Kansas City, 11/30/14 (none). **Interception return yards** — 41 at Atlanta, 12/16/06 (none). **Passes Defended** — 2, twice, last vs. St. Louis, 10/23/11 (none). **Forced fumbles** — 3 at Carolina, 12/24/05 (1 vs. Philadelphia, 1/9/10). **Fumble recoveries** — 1, seven times, last vs. Philadelphia, 12/29/13 (none).

WARE A TWO-TIME NFL SACK LEADER

PLAYER TO LEAD THE NFL IN SACKS IN MULTIPLE SEASONS (SINCE 1982)

Player	Year 1	Year 2
Mark Gastineau, NYJ	1983 (19.0)	1984 (22.0)
Reggie White, Phi.	1987 (21.0)	1988 (18.0)
Kevin Greene, Pit./Car.	1994 (14.0)	1996 (14.5)
Michael Strahan, NYG	2001 (22.5)	2003 (18.5)
DeMarcus Ware, Dal.	2008 (20.0)	2010 (15.5)

WARE'S SACKS BY QUARTERBACK

Figures in italics include postseason totals

Quarterback	Sacks
El Manning	14.5
Donovan McNabb	8.5
Michael Vick	6.5
Rex Grossman	6.0
Drew Brees	5.0
Alex Smith	5.0
Tom Brady	4.0
Marc Bulger	4.0
Matt Hasselbeck	4.0
Kevin Kolb	4.0
Matt Ryan	3.5
Jason Campbell	3.0
Jake Delhomme	3.0
Brett Favre	3.0
Josh Freeman	3.0
Colin Kaepernick	3.0
Jon Kitna	3.0
Aaron Rodgers	3.0

Quarterback	Sacks
Matt Schaub	3.0
Shaun Hill	2.5
Sam Bradford	2.0
Mark Brunell	2.0
Matt Cassel	2.0
Joe Flacco	2.0
Matt Moore	2.0
Mark Sanchez	2.0
Vince Young	2.0
Trent Edwards	1.5
Andrew Luck	1.5
Ben Roethlisberger	1.5
Derek Anderson	1.0
Kerry Collins	1.0
Todd Collins	1.0
Jay Cutler	1.0
Andy Dalton	1.0
Jay Feeley	1.0

Quarterback	Sacks
Ryan Fitzpatrick	1.0
Jeff Garcia	1.0
Bruce Gradkowski	1.0
Kurt Warner	1.0
Matt Leinart	1.0
Peyton Manning	1.0
Jamie Martin	1.0
Josh McCown	1.0
Carson Palmer	1.0
Tim Rattay	1.0
John Skelton	1.0
Geno Smith	1.0
Russell Wilson	1.0
Nick Foles	0.5
Cam Newton	0.5
Logan Thomas	0.5
Brandon Weeden	0.5

WARE'S MULTIPLE-SACK GAMES (31)

**denotes win (Ware's teams are 20-11, including the postseason, when he records multiple sacks in a game.)*

Date	Opponent	S-Yds.	Date	Opponent	S-Yds.
12/24/05	at Carolina*	3-13	12/19/10	vs. Washington*	2-11
12/31/06	vs. Detroit	3-11	1/2/11	at Philadelphia*	3-27
9/23/07	at Chicago*	2-21	9/11/11	at N.Y. Jets	2-11
10/8/07	at Buffalo*	1.5-13.5	9/18/11	at San Francisco*	2-15
11/4/07	at Philadelphia*	1.5-7.5	10/16/11	at New England	2-11
12/22/07	at Carolina*	2-11.5	10/30/11	at Philadelphia	4-23
10/19/08	at St. Louis	3-15	12/24/11	vs. Philadelphia	2-12
11/27/08	vs. Seattle*	3-21	1/1/12	at N.Y. Giants	1.5-12.5
12/14/08	vs. N.Y. Giants*	3-18	9/5/12	at N.Y. Giants*	2-21
10/11/09	at Kansas City*	2-14	9/23/12	vs. Tampa Bay*	2-19
10/25/09	vs. Atlanta*	2-10	11/4/12	at Atlanta	1.5-1.5
11/15/09	at Green Bay	2-7	9/15/13	at Kansas City	2-12
12/19/09	at New Orleans*	2-9	9/22/13	vs. St. Louis*	2-12
1/9/10	vs. Philadelphia*^	2-8	9/7/14	vs. Indianapolis*	1.5-4.5
9/26/10	at Houston*	3-16	10/19/14	vs. San Francisco*	3-26
10/10/10	vs. Tennessee	2-3			

^Playoff Game

DEMARCUS WARE'S CAREER GAME-BY-GAME

(Victories asterisked)

2005 DALLAS (9-7)

TACKLES

Date	Opponent	P/S	UT	A	TT	S-Yds.	I-Yds.	PD	FF	FR
Sep 11	at San Diego*	S	2	1	3	0-0	0-0	0	0	0
Sep 19	vs. Washington	S	2	2	4	0-0	0-0	0	0	0
Sep 25	at San Francisco*	S	1	0	1	1-2	0-0	0	0	0
Oct 2	at Oakland	S	2	1	3	1-8	0-0	0	0	0
Oct 9	vs. Philadelphia*	S	1	0	1	1-9	0-0	0	0	0
Oct 16	vs. N.Y. Giants*	S	2	2	4	1-10	0-0	0	0	0
Oct 23	at Seattle	S	3	2	5	0-0	0-0	0	0	0
Oct 30	vs. Arizona*	S	3	1	4	0-0	0-0	0	0	0
Nov 14	at Philadelphia*	S	6	0	6	0-0	0-0	0	0	0
Nov 20	vs. Detroit*	S	2	1	3	0-0	0-0	0	0	0
Nov 24	vs. Denver	S	5	1	6	0-0	0-0	0	0	0
Dec 4	at N.Y. Giants	S	3	4	7	0-0	0-0	0	0	0
Dec 11	vs. Kansas City*	S	2	3	5	0-0	0-0	0	0	0
Dec 18	at Washington	S	2	1	3	0-0	0-0	0	0	0
Dec 24	at Carolina*	S	6	2	8	3-13	0-0	0	3	0
Jan 1	vs. St. Louis	S	2	1	3	1-5	0-0	0	0	0
Regular Season Totals		16/16	44	22	66	8-47	0-0	0	3	0

DID YOU KNOW?

The Broncos' record for consecutive wins against NFC clubs is seven games, accomplished during the 2012 and 2013 seasons.

2006 DALLAS (9-7)			TACKLES							
Date	Opponent	P/S	UT	A	TT	S-Yds.	I-Yds.	PD	FF	FR
Sep 10	at Jacksonville	S	4	3	7	0-0	0-0	0	0	0
Sep 17	vs. Washington*	S	4	0	4	1-11	0-0	0	0	0
Oct 1	at Tennessee*	S	4	0	4	0-0	0-0	0	0	0
Oct 8	at Philadelphia	S	2	1	3	1-8	0-0	0	0	1
Oct 15	vs. Houston*	S	2	2	4	0-0	0-0	0	0	0
Oct 23	vs. N.Y. Giants	S	6	2	8	1-10	0-0	0	1	0
Oct 29	at Carolina*	S	2	3	5	0-0	0-0	0	0	0
Nov 5	at Washington	S	6	0	6	1-9	0-0	0	0	0
Nov 12	at Arizona*	S	2	1	3	1-9	0-0	0	1	0
Nov 19	vs. Indianapolis*	S	4	0	4	1-7	0-0	0	1	0
Nov 23	vs. Tampa Bay*	S	2	1	3	0-0	0-0	0	0	0
Dec 3	at N.Y. Giants*	S	6	1	7	0-0	0-0	0	0	0
Dec 10	vs. New Orleans	S	4	0	4	1-7	0-0	0	0	0
Dec 16	at Atlanta*	S	4	2	6	0.5-1	1-41	2	1	0
Dec 25	vs. Philadelphia	S	4	2	6	1-16	0-0	1	1	0
Dec 31	vs. Detroit	S	5	3	8	3-11	0-0	0	0	0
Regular Season Totals		16/16	61	21	82	11.5-89	1-41	3	5	1
Jan 6	at Seattle	S	1	0	1	0-0	0-0	0	0	0
Postseason Totals		1/1	1	0	1	0-0	0-0	0	0	0
*NFC Wild Card Game										
2007 DALLAS (13-3)			TACKLES							
Date	Opponent	P/S	UT	A	TT	S-Yds.	I-Yds.	PD	FF	FR
Sep 9	vs. N.Y. Giants*	S	2	0	2	0-0	0-0	1	0	0
Sep 16	at Miami*	S	3	0	3	0-0	0-0	0	0	0
Sep 23	at Chicago*	S	2	3	5	2-18	0-0	0	0	0
Sep 30	vs. St. Louis*	S	1	2	3	1-8	0-0	0	0	0
Oct 8	at Buffalo*	S	3	3	6	1.5-14	0-0	1	1	0
Oct 14	vs. New England	S	6	4	10	1-5	0-0	0	0	0
Oct 21	vs. Minnesota*	S	2	3	5	0-0	0-0	1	0	0
Nov 4	at Philadelphia*	S	7	1	8	1.5-7	0-0	0	0	0
Nov 11	at N.Y. Giants*	S	5	5	10	1-14	0-0	0	0	0
Nov 18	vs. Washington*	S	4	3	7	1-6	0-0	0	1	0
Nov 22	vs. N.Y. Jets*	S	0	2	2	0-0	0-0	0	0	0
Nov 29	vs. Green Bay*	S	3	0	3	1-9	0-0	1	0	0
Dec 9	at Detroit*	S	3	1	4	0-0	0-0	0	0	0
Dec 16	vs. Philadelphia	S	3	0	3	1-9	0-0	0	0	0
Dec 22	at Carolina*	S	1	2	3	2-12	0-0	0	0	0
Dec 30	at Washington	S	5	1	6	1-7	0-0	0	2	0
Regular Season Totals		16/16	50	30	80	14-109	0-0	4	4	0
Jan 13	vs. N.Y. Giantst	S	1	0	1	0-0	0-0	0	0	0
Postseason Totals		1/1	1	0	1	0-0	0-0	0	0	0
†NFC Divisional Playoff Game										
2008 DALLAS (9-7)			TACKLES							
Date	Opponent	P/S	UT	A	TT	S-Yds.	I-Yds.	PD	FF	FR
Sep 7	at Cleveland*	S	4	3	7	1-0	0-0	0	1	0
Sep 15	vs. Philadelphia*	S	4	2	6	1-4	0-0	0	0	0
Sep 21	at Green Bay*	S	3	2	5	1-12	0-0	0	0	0
Sep 28	vs. Washington	S	7	4	11	1-4	0-0	0	0	0
Oct 5	vs. Cincinnati*	S	2	3	5	1-3	0-0	0	0	0
Oct 12	at Arizona	S	3	2	5	1-10	0-0	0	0	0
Oct 19	at St. Louis	S	5	6	11	3-12	0-0	0	0	0
Oct 26	vs. Tampa Bay*	S	4	3	7	0-0	0-0	1	0	0
Nov 2	at N.Y. Giants	S	2	5	7	1-0	0-0	0	1	1
Nov 16	at Washington*	S	5	1	6	1-10	0-0	1	0	0
Nov 23	vs. San Francisco*	S	1	2	3	1-4	0-0	1	0	0
Nov 27	vs. Seattle*	S	1	2	3	3-21	0-0	0	0	0
Dec 7	at Pittsburgh	S	2	6	8	1-7	0-0	0	0	0
Dec 14	vs. N.Y. Giants*	S	2	5	7	3-19	0-0	0	2	0
Dec 20	vs. Baltimore	S	4	4	8	1-6	0-0	0	2	0
Dec 28	at Philadelphia	S	5	6	11	0-0	0-0	0	0	0
Regular Season Totals		16/16	54	56	110	20-115	0-0	3	6	1

DID YOU KNOW?

Pro Football Hall of Fame quarterback John Elway started 2,608 drives during his 16-year career with the Broncos from 1983-98 and was replaced just 10 times due to injury (.383%).

2009 DALLAS (11-5)			TACKLES							
Date	Opponent	P/S	UT	A	TT	S-Yds.	I-Yds.	PD	FF	FR
Sep 13	at Tampa Bay*	S	2	5	7	0-0	0-0	0	0	0
Sep 20	vs. N.Y. Giants	S	5	4	9	0-0	0-0	0	0	0
Sep 28	vs. Carolina*	S	1	2	3	0-0	0-0	0	0	0
Oct 4	at Denver	S	4	1	5	0-0	0-0	0	1	0
Oct 11	at Kansas City*	S	5	3	8	2-14	0-0	1	0	0
Oct 25	vs. Atlanta*	S	1	4	5	2-10	0-0	0	1	0
Nov 1	vs. Seattle*	S	4	4	8	1-7	0-0	0	0	0
Nov 8	at Philadelphia*	S	4	4	8	0-0	0-0	1	0	0
Nov 15	at Green Bay	S	5	2	7	2-7	0-0	0	0	0
Nov 22	vs. Washington*	S	2	4	6	0-0	0-0	0	0	0
Nov 26	vs. Oakland*	S	2	4	6	1-0	0-0	0	1	0
Dec 6	at N.Y. Giants	S	6	1	7	1-4	0-0	0	0	0
Dec 13	vs. San Diego	S	4	0	4	0-0	0-0	0	0	0
Dec 19	at New Orleans*	P	2	0	2	2-9	0-0	0	2	0
Dec 27	at Washington*	S	2	3	5	0-0	0-0	0	0	0
Jan 3	vs. Philadelphia	S	1	1	2	0-0	0-0	0	0	0
Regular Season Totals		16/15	50	42	92	11-51	0-0	2	5	0
Jan 9	vs. Philadelphia* [§]	S	2	3	5	2-9	0-0	0	1	0
Jan 17	at Minnesota†	S	4	4	8	1-9	0-0	0	0	0
Postseason Totals		1/1	6	7	13	3-18	0-0	0	1	0
§NFC Wild Card Game; †NFC Divisional Playoff Game										

2010 DALLAS (6-10)			TACKLES							
Date	Opponent	P/S	UT	A	TT	S-Yds.	I-Yds.	PD	FF	FR
Sep 12	at Washington	S	7	0	7	1-10	0-0	0	0	0
Sep 19	vs. Chicago	S	3	4	7	0-0	0-0	1	0	0
Sep 26	at Houston*	S	6	2	8	3-16	0-0	0	0	0
Oct 10	vs. Tennessee	S	5	4	9	2-3	0-0	0	0	0
Oct 17	at Minnesota	S	7	2	9	1-12	0-0	0	0	0
Oct 25	vs. N.Y. Giants	S	4	2	6	1-9	0-0	0	1	1
Oct 31	vs. Jacksonville	S	0	7	7	0-0	0-0	0	0	0
Nov 7	at Green Bay	S	2	4	6	0-0	0-0	0	0	0
Nov 14	at N.Y. Giants*	S	7	3	10	0-0	0-0	0	0	0
Nov 21	vs. Detroit*	S	2	4	6	0.5-5	0-0	0	0	0
Nov 25	vs. New Orleans	S	4	0	4	1-7	0-0	0	0	0
Dec 5	at Indianapolis*	S	2	2	4	0-0	0-0	0	0	0
Dec 12	vs. Philadelphia	S	1	3	4	0-0	0-0	0	0	0
Dec 19	vs. Washington*	S	6	0	6	2-11	0-0	0	1	0
Dec 25	at Arizona	S	3	3	6	1-5	0-0	0	0	0
Jan 2	at Philadelphia*	S	5	4	9	3-27	0-0	0	0	1
Regular Season Totals		16/16	64	44	108	15.5-105	0-0	1	2	2

2011 DALLAS (8-8)			TACKLES							
Date	Opponent	P/S	UT	A	TT	S-Yds.	I-Yds.	PD	FF	FR
Sep 11	at N.Y. Jets	S	3	1	4	2-11	0-0	0	0	0
Sep 18	at San Francisco*	S	3	3	6	2-15	0-0	0	0	0
Sep 26	vs. Washington*	S	3	1	4	1-1	0-0	0	0	0
Oct 2	vs. Detroit*	S	2	1	3	0-0	0-0	0	0	0
Oct 16	at New England	S	4	1	5	2-11	0-0	0	0	0
Oct 23	vs. St. Louis*	S	3	0	3	1-8	0-0	2	1	0
Oct 30	at Philadelphia	S	10	1	11	4-23	0-0	0	1	0
Nov 6	vs. Seattle*	S	3	1	4	0-0	0-0	0	0	0
Nov 13	vs. Buffalo*	S	2	1	3	1-10	0-0	1	0	0
Nov 20	at Washington*	S	2	1	3	1-5	0-0	0	0	0
Nov 24	vs. Miami*	S	1	1	2	0-0	0-0	0	0	0
Dec 4	at Arizona	S	3	0	3	1-10	0-0	0	0	0
Dec 11	vs. N.Y. Giants	S	2	2	4	0-0	0-0	0	0	0
Dec 17	at Tampa Bay*	S	3	0	3	1-6	0-0	0	0	0
Dec 24	vs. Philadelphia	S	4	0	4	2-12	0-0	0	0	0
Jan 1	at N.Y. Giants	S	3	2	5	1.5-13	0-0	0	0	0
Regular Season Totals		16/16	51	16	67	19.5-125	0-0	3	2	0

DID YOU KNOW?

Randy Gradishar accounted for 33 turnovers (20 INTs, 13 FR) during his 10-year career with the Broncos from 1974-83, and that total tied for the fourth most by an NFL linebacker in that span.

2012 DALLAS (8-8)		TACKLES								
Date	Opponent	P/S	UT	A	TT	S-Yds.	I-Yds.	PD	FF	FR
Sep 5	at N.Y. Giants*	S	6	0	6	2-21	0-0	0	0	0
Sep 16	at Seattle	S	8	5	13	0-0	0-0	0	0	0
Sep 23	vs. Tampa Bay*	S	5	2	7	2-19	0-0	0	2	0
Oct 1	vs. Chicago	S	3	0	3	1-2	0-0	0	1	0
Oct 14	at Baltimore	S	1	0	1	1-4	0-0	0	0	0
Oct 21	at Carolina*	S	8	5	13	0.5-3	0-0	0	0	0
Oct 28	vs. N.Y. Giants	S	3	0	3	1-2	0-0	0	0	0
Nov 4	at Atlanta	S	3	1	4	1.5-2	0-0	0	1	0
Nov 11	at Philadelphia*	S	2	2	4	0.5-3	0-0	0	0	0
Nov 18	vs. Cleveland*	S	2	1	3	0.5-4	0-0	0	0	0
Nov 22	vs. Washington	S	1	1	2	0-0	0-0	0	0	0
Dec 2	vs. Philadelphia*	S	1	4	5	0-0	0-0	0	0	0
Dec 9	at Cincinnati*	S	3	1	4	1-3	0-0	0	0	0
Dec 16	vs. Pittsburgh*	S	1	1	2	0.5-1	0-0	0	0	0
Dec 23	vs. New Orleans	S	1	0	1	0-0	0-0	0	1	0
Dec 30	at Washington	S	0	1	1	0-0	0-0	0	0	0
Regular Season Totals		16/16	48	24	72	11.5-64	0-0	0	5	0

2013 DALLAS (8-8)			TACKLES								
Date	Opponent	P/S	UT	A	TT	S-Yds.	I-Yds.	PD	FF	FR	
Sep 8	vs. N.Y. Giants*	S	0	0	0	0-0	0-0	1	0	0	
Sep 15	at Kansas City	S	2	0	2	2-12	0-0	0	0	0	
Sep 22	vs. St. Louis*	S	2	1	3	2-12	0-0	0	0	0	
Sep 29	at San Diego	S	1	0	1	0-0	0-0	0	0	0	
Oct 6	vs. Denver	S	4	2	6	0-0	0-0	0	0	0	
Oct 13	vs. Washington	S	2	1	3	0-0	0-0	0	0	0	
Games 7-9				INACTIVE							
Nov 10	at New Orleans	S	1	2	3	1-9	0-0	1	0	0	
Nov 24	at N.Y. Jets*	S	1	1	2	0-0	0-0	0	0	0	
Nov 28	vs. Oakland*	S	2	1	3	0-0	0-0	0	0	0	
Dec 9	at Chicago	S	1	2	3	1-7	0-0	0	0	0	
Dec 15	vs. Green Bay	S	2	0	2	0-0	0-0	0	0	0	
Dec 22	at Washington*	S	4	1	5	0-0	0-0	0	0	0	
Dec 29	vs. Philadelphia	S	2	1	3	0-0	0-0	0	0	0	
Regular Season Totals			13/13	24	12	36	6-40	1-0	2	0	1

2014 DENVER (12-4)			TACKLES							
Date	Opponent	P/S	UT	A	TT	S-Yds.	I-Yds.	PD	FF	FR
Sep 7	vs. Indianapolis*	S	1	1	2	1.5-4.5	0-0	0	0	0
Sep 14	vs. Kansas City*	S	1	1	2	0-0	0-0	0	0	0
Sep 21	at Seattle	S	2	1	3	1-7	0-0	0	1	0
Oct 5	vs. Arizona*	S	2	1	3	0.5-4	0-0	0	0	0
Oct 12	at N.Y. Jets*	S	1	1	2	1-4	0-0	0	0	0
Oct 19	vs. San Francisco*	S	4	0	4	3-26	0-0	0	0	0
Oct 23	vs. San Diego*	S	0	0	0	0-0	0-0	0	0	0
Nov 2	at New England	S	4	0	4	1-1	0-0	0	0	0
Nov 9	at Oakland*	S	2	0	2	0-0	0-0	0	0	0
Nov 16	at St. Louis	S	6	1	7	1-9	0-0	0	1	0
Nov 23	vs. Miami*	P	2	0	2	0-0	0-0	0	0	0
Nov 30	at Kansas City*	S	3	0	3	1-1	1-3	1	0	0
Dec 7	vs. Buffalo*	S	0	0	0	0-0	0-0	0	0	0
Dec 14	at San Diego*	S	1	0	1	0-0	0-0	0	0	0
Dec 22	at Cincinnati	S	2	1	3	0-0	0-0	0	0	0
Dec 28	vs. Oakland*	S	3	0	3	0-0	0-0	0	0	0
Regular Season Totals		16/15	34	7	41	10-56.5	1-3	1	2	0
Jan 11	vs. Indianapolis†	S	3	1	4	0-0	0-0	0	0	0
Postseason Totals		1/1	3	1	4	0-0	0-0	0	0	0

†AFC Divisional Playoff Game

VINCE LOMBARDI TROPHIES

The Denver Broncos own two Vince Lombardi Trophies in recognition of their back-to-back wins in Super Bowl XXXII and XXXIII (1997-98), and they are displayed in the lobby of the Paul D. Bowlen Memorial Broncos Centre.

The sterling silver trophies were created by Tiffany & Company and were named for the late Vince Lombardi before Super Bowl V. Each trophy has a regulation-size silver football mounted in a kicking position on a pyramid-like stand of three concave sides. The trophy stands 20.75 inches tall, weighs 107.3 ounces and is valued in excess of \$10,000. Each is engraved with the the words "Vince Lombardi Trophy" above an NFL Shield.



KAYVON WEBSTER

36

CORNERBACK



5-11 • 198 • 3RD YR. • SOUTH FLORIDA

BORN: Feb. 1, 1991, in Opa-Locka, Fla.

HIGH SCHOOL: Monsignor Pace High School, Opa-Locka, Fla.

ACQUIRED: Draft #3 (90th overall), 2013

NFL YEAR: 3rd • YEAR WITH BRONCOS: 3rd

NFL GAMES PLAYED/STARTED: 26/2 • POSTSEASON GP/GS: 4/0

WEBSTER AT A GLANCE:

- A third-year cornerback who played 26 games (2 starts) during his first two NFL seasons with the Broncos, tallying 57 tackles (52 solo), one interception (10 yds.), 11 passes defended and one forced fumble.
- Recorded 19 tackles (18 solo) and two passes defense in 12 games for Denver in 2014.
- Appeared in 14 regular-season games (2 starts) as a rookie in 2013, totaling 38 tackles (34 solo), one interception (10 yds.), nine passes defended and one forced fumble.
- Saw action in 49-of-50 possible games (32 starts) during his career at the University of South Florida and totaled 190 tackles (136 solo), two sacks (39 yds.), three interceptions (34 yds.), 18 passes defended, four forced fumbles and two fumble recoveries.
- Earned first-team All-Big East Conference recognition following his senior season in which he led the Bulls with a career-high 82 tackles (61 solo) and added forced three fumbles.
- Clockted at 4.34 seconds in the 40-yard dash as one of the most physically gifted players in the 2013 draft class.
- Selected by the Broncos in the third round (90th overall) of the 2013 NFL Draft.

CAREER TRANSACTIONS: Signed by Denver as a draft choice 6/13/13.



2014: Webster played 12 regular-season games, totaling 19 tackles (18 solo), two passes defended and four special-teams stops... Recorded a season-high four solo tackles at NYJ (10/12) and matched that total six weeks later vs. Mia. (11/23)... Missed Games 12-14 with a shoulder injury sustained against the Dolphins... Recorded a career-high two passes defended vs. Oak. (12/28).

2013: Selected by the Broncos in the third round (90th overall) of the 2013 NFL Draft, Webster played 14 games (2 starts) as a rookie, finishing with 38 tackles to go along with one interception (10 yds.), nine passes defended, one forced fumble and two special-teams stops... Appeared in all three postseason contests for Denver... Made a pair of special-teams stops in Denver's Week 2 win at NYG (9/15)... Made his first NFL start at Dal. (10/6) and forced a fumble... Intercepted his first career pass vs. Jac. (10/13).

COLLEGE: Webster played 49-of-50 possible games (32 starts) at the University of South Florida, totaling 190 career tackles (136 solo), two sacks (39 yds.), three interceptions (34 yds.), 18 passes defended, four forced fumbles and two fumble recoveries... Opened 11-of-12 games as a senior and was named a first-team All-Big East Conference selection after becoming the league's only cornerback to lead his team in tackles (82)... Started all 11 games played for the Bulls as a junior and was a second-team all-conference pick after tallying 49 tackles (36 solo), two interceptions, nine passes defended, one forced fumble and one fumble recovery.

PERSONAL: Webster was a two-time All-Dade County selection in football as a two-way player for Monsignor Pace High School in Opa-Locka, Fla.... Caught 30 passes for 500 yards (16.7 avg.) and eight touchdowns on offense in addition to posting 65 tackles, four sacks, seven forced fumbles and 10 fumble recoveries on defense as a senior... Graduated from South Florida with a degree in health science... Kayvon Webster was born on Feb. 1, 1991, in Opa-Locka, Fla.

WEBSTER'S REGULAR SEASON RECORD

Year	Club	G	S	UT	A	TT	S-Yds.	I-Yds.	PD	FF	FR	TD-Int.	TD-FR	S	Pts.
2013	Denver	14	2	34	4	38	0-0	1-10	9	1	0	0	0	0	0
2014	Denver	12	0	18	1	19	0-0	0-0	2	0	0	0	0	0	0
CAREER TOTALS		26	2	52	5	57	0-0	1-10	11	1	0	0	0	0	0

ADDITIONAL STATISTICS: Special-teams tackles — 2013 (2), 2014 (4), TOTAL (6).

WEBSTER'S POSTSEASON RECORD

Year	Club	G	S	UT	A	TT	S-Yds.	I-Yds.	PD	FF	FR	TD-Int.	TD-FR	S	Pts.
2013	Denver	3	0	0	0	0	0-0	0-0	0	0	0	0	0	0	0
2014	Denver	1	0	0	0	0	0-0	0-0	0	0	0	0	0	0	0
CAREER TOTALS		4	0	0	0	0	0-0	0-0	0	0	0	0	0	0	0

WEBSTER'S SINGLE GAME HIGHS

(Postseason in parentheses)

Tackles — 5, three times, last vs. San Diego, 12/12/13 (none). **Interceptions** — 1 vs. Jacksonville, 10/13/13 (none). **Interception return yards** — 10 vs. Jacksonville, 10/13/13 (none). **Passes Defended** — 2 vs. Oakland, 12/28/14 (none).

KAYVON WEBSTER'S CAREER GAME-BY-GAME


(Victories asterisked)

2013 DENVER (13-3)										
TACKLES										
Date	Opponent	P/S	UT	A	TT	S-Yds.	I-Yds.	PD	FF	FR
Sep 5	vs. Baltimore*	P	1	0	1	0-0	0-0	1	0	0
Sep 15	at N.Y. Giants*	P	0	0	0	0-0	0-0	0	0	0
Sep 23	vs. Oakland*	P	1	0	1	0-0	0-0	1	0	0
Sep 29	vs. Philadelphia*	P	0	0	0	0-0	0-0	0	0	0
Oct 6	at Dallas*	S	3	0	3	0-0	0-0	0	1	0
Oct 13	vs. Jacksonville*	P	2	1	3	0-0	1-10	1	0	0
Oct 20	at Indianapolis	P	2	1	3	0-0	0-0	1	0	0
Oct 27	vs. Washington*	P	2	0	2	0-0	0-0	0	0	0
Nov 10	at San Diego*	P	4	1	5	0-0	0-0	1	0	0
Nov 17	vs. Kansas City*	P	3	0	3	0-0	0-0	1	0	0
Nov 24	at New England	P	5	0	5	0-0	0-0	1	0	0
Dec 1	at Kansas City*	P	3	0	3	0-0	0-0	0	0	0
Dec 8	vs. Tennessee*	S	3	1	4	0-0	0-0	1	0	0
Dec 12	vs. San Diego	P	5	0	5	0-0	0-0	1	0	0
Dec 22	at Houston*									
Dec 29	at Oakland*									
Regular Season Totals			14/2	34	4	38	0-0	1-10	9	1
Jan 12	vs. San Diego*†	P	0	0	0	0-0	0-0	0	0	0
Jan 19	vs. New England*‡	P	0	0	0	0-0	0-0	0	0	0
Feb 2	vs. Seattle§	P	0	0	0	0-0	0-0	0	0	0
Postseason Totals			3/0	0	0	0	0-0	0	0	0

†AFC Divisional Playoff Game; ‡AFC Championship Game; §Super Bowl XLVIII

2014 DENVER (12-4)										
TACKLES										
Date	Opponent	P/S	UT	A	TT	S-Yds.	I-Yds.	PD	FF	FR
Sep 7	vs. Indianapolis*									
Sep 14	vs. Kansas City*	P	2	0	2	0-0	0-0	0	0	0
Sep 21	at Seattle	P	2	0	2	0-0	0-0	0	0	0
Oct 5	vs. Arizona*	P	0	0	0	0-0	0-0	0	0	0
Oct 12	at N.Y. Jets*	P	4	0	4	0-0	0-0	0	0	0
Oct 19	vs. San Francisco*	P	1	1	2	0-0	0-0	0	0	0
Oct 23	vs. San Diego*	P	1	0	1	0-0	0-0	0	0	0
Nov 2	at New England	P	2	0	2	0-0	0-0	0	0	0
Nov 9	at Oakland*	P	0	0	0	0-0	0-0	0	0	0
Nov 16	at St. Louis	P	0	0	0	0-0	0-0	0	0	0
Nov 23	vs. Miami*	P	4	0	4	0-0	0-0	0	0	0
Nov 30	at Kansas City*									
Dec 7	vs. Buffalo*									
Dec 14	at San Diego*									
Dec 22	at Cincinnati	P	0	0	0	0-0	0-0	0	0	0
Dec 28	vs. Oakland*	P	2	0	2	0-0	0-0	2	0	0
Regular Season Totals			12/0	18	1	19	0-0	0-0	2	0
Jan 11	vs. Indianapolis†	P	0	0	0	0-0	0-0	0	0	0
Postseason Totals			1/0	0	0	0	0-0	0	0	0

†AFC Divisional Playoff Game



KYLE WILLIAMS

15

WIDE RECEIVER

5-10 • 186 • 5TH YR. • ARIZONA STATE

BORN: March 5, 1987, in San Jose, Calif.

HIGH SCHOOL: Chaparral High School, Scottsdale, Ariz.

ACQUIRED: Free Agent, 2015

NFL YEAR: 5th • YEAR WITH BRONCOS: 1st

NFL GAMES PLAYED/STARTED: 39/9 • POSTSEASON GP/GS: 2/1



WILLIAMS AT A GLANCE:

- A fifth-year wide receiver and return-man who has played 39 games (9 starts) and two post-season contests (1 start) for San Francisco (2010-13) and Kansas City (2013).
- Totaled 47 receptions for 574 yards (12.2 avg.) with four touchdowns in addition to returning 28 kickoffs for 673 yards (24.0 avg.) and 21 punts for 170 yards (8.1 avg.) in his first four

seasons in the NFL.

- Competed with Kansas City in the 2014 preseason, but did not appear on an NFL roster during the regular season.
- Played 41 games (15 stats) at Arizona State University, finishing his career with 109 receptions for 1,626 yards (14.9 avg.) and 18 touchdowns in addition to returning 74 punts for 768 yards (10.4 avg.) and 31 kickoffs for 709 yards (22.9 avg.).
- Drafted by the Chicago White Sox in the 47th round of the 2006 MLB Draft.
- Joined the Broncos as a free agent on Dec. 30, 2014.
- Selected by San Francisco in the sixth round (206th overall) of the 2010 NFL Draft.

CAREER TRANSACTIONS: Signed by San Francisco as a draft choice 5/20/10; Waived by San Francisco 11/12/13; Claimed on waivers by Kansas City 11/13/13; Released by Kansas City 9/1/14; Signed by Denver 12/30/14.



2014: Williams did not play in the NFL in 2014 after playing for Kansas City in all four preseason games.

2013: Williams played nine games (5 starts) for San Francisco and one game for Kansas City after being claimed on waivers on Nov. 13... Totaled 12 receptions for 113 yards (9.4 avg.) in addition to returning seven kickoffs for 134 yards (19.1 avg.) and 12 punts for 61 yards (5.1 avg.)—all for San Francisco... Missed the remainder of the season after tearing his ACL following his Chiefs debut.

2012: Williams appeared in 11 contests (3 starts) for San Francisco, registering 14 catches for 212 yards (15.1 avg.) with one touchdown... Added 13 kickoff returns for a career-high 353 yards (27.2) avg. and four punt returns for 52 yards (13.0 avg.)... Appeared in the first 11 games of the season before being inactive the rest of the season and all three of the 49ers' playoff contests... Returned a kickoff 94 yards and finished with a career-high 144 kickoff return yards at Min. (9/23)... Scored on a 43-yard reception vs. Buf. (10/7).

2011: Williams played a career best 13 games (1 starts) for San Francisco, finishing with 20 receptions for 241 yards (12.1 avg.) with three touchdowns in addition to returning four kickoffs for 104 yards (26.0 avg.) and two punts for 41 yards (20.5 avg.)... Saw action in both of the 49ers postseason contests, recording a pair of catches for 12 yards (6.0 avg.) and returning four kickoffs for 105 yards (26. avg.) and nine punts for 76 yards (8.4 avg.)... Scored his first touchdown on a 12-yard reception vs. Dal. (9/18)... Totaled a career-best five receptions for 54 yards (10.8 avg.) with one touchdown vs. Ari. (11/13)... Scored a touchdown on a season-long 56-yard reception and finished with a career-high 66 receiving yards vs. Stl. (Dec. 4)... Made his first career start at Sea. (12/24).

2010: Selected by San Francisco in the sixth round (206th overall) of the 2010 NFL Draft, Williams appeared in five games in his rookie campaign and saw action on offense and on special teams... Returned four kickoffs for 82 yards (20.5 avg.) and three punts for 16 yards (5.3 avg.) in addition to making one reception for 8 yards... Made his NFL debut at K.C. (9/26) and returned three kickoffs for 65 yards (21.7 avg.)... Caught his first NFL pass vs. T.B. (11/21).

COLLEGE: Williams played 41 games (15 starts) at Arizona State University, totaling 109 receptions for 1,626 yards (14.9 avg.) and 18 touchdowns... Returned 74 punts for 768 yards (10.4 avg.) and 31 kickoffs for 709 yards (22.9 avg.) in his collegiate career... Produced a career-best offensive numbers his senior campaign, finishing with 57 receptions for 815 yards (14.3 avg.) and eight touchdowns... Named a first-team All-Pac 10 selection as a punt return in his sophomore campaign.

PERSONAL: Williams attended Chaparral High School in Scottsdale, Ariz., where he was named *The Arizona Republic* Big School State Player of the Year and to the Class 4-A All-State first-team as senior... Accumulated 2,294 all-purpose yards and 30 touchdowns as a senior: 108 carries for 1,160 yards, 15 punt returns for 316 yards and 30 receptions for 625 yards... Led his baseball team to the state championship as a junior... Drafted by the Chicago White Sox in the 47th round of the 2006 MLB Draft... Father, Ken, is the General Manager of the White Sox... Kyle Williams was born on March 5, 1987, in San Jose, Calif.

WILLIAMS' REGULAR SEASON RECORD

Year	Club	G	S	No.	RECEIVING				KICKOFF RETURNS				PUNT RETURNS					
					Yds.	Avg.	LG	TD	No.	Yds.	Avg.	LG	TD	No.	Yds.	Avg.	LG	TD
2010	San Fran.	5	0	1	8	8.0	8	0	4	82	20.5	30	0	3	16	5.3	9	0
2011	San Fran.	13	1	20	241	12.1	56	3	4	104	26.0	33	0	4	41	20.5	36	0
2012	San Fran.	11	3	14	212	15.1	57	1	13	353	27.2	94	0	4	52	13.0	20	0
2013	S.F./K.C.	10	5	12	113	9.4	16	0	7	134	19.1	35	0	12	61	5.1	22	0
CAREER TOTALS		39	9	47	574	12.2	57	4	28	673	24.0	94	0	21	170	8.1	36	0

ADDITIONAL STATISTICS: Rushing — 2011 (2-32, 16.0 avg., 25 LG, 0 TD), 2012 (4-21, 5.3 avg., 9 LG, 0 TD), 2013 (2-23, 11.5 avg., 13 LG, 0 TD) TOTAL (8-76, 9.5 avg., 25 LG, 0 TD). Special-teams fumble recoveries — 2012 (1), TOTAL (1). Miscellaneous fumble recoveries — 2010 (1), 2013 (1), TOTAL (2).

WILLIAMS' POSTSEASON RECORD

Year	Club	G	S	No.	RECEIVING				KICKOFF RETURNS					PUNT RETURNS				
					Yds.	Avg.	LG	TD	No.	Yds.	Avg.	LG	TD	No.	Yds.	Avg.	LG	TD
2011	San Fran.	2	1	2	12	6.0	6	0	4	105	26.3	40	0	9	76	8.4	24	0
CAREER TOTALS		2	1	2	12	6.0	6	0	4	105	26.3	40	0	9	76	8.4	24	0

WILLIAMS' SINGLE-GAME HIGHS

(Postseason in parentheses)

Receptions — 5 vs. Arizona, 11/20/11 (2 vs. New Orleans, 1/14/12). **Receiving yards** — 66 vs. St. Louis, 12/4/11 (12 vs. New Orleans, 1/14/12). **Longest reception** — 57 vs. Chicago, 11/19/12 (6 vs. New Orleans, 1/14/12). **Receiving touchdowns** — 1, four times, last vs. Buffalo, 10/7/12 (none). **Kick returns** — 6 vs. N.Y. Giants, 10/14/12 (3, vs. N.Y. Giants, 1/22/12). **Kick return yards** — 144 at Minnesota, 9/23/12 (85, vs. N.Y. Giants, 1/22/12). **Longest kick return** — 94 at Minnesota, 9/23/12 (40, vs. N.Y. Giants, 1/22/12). **Kick return touchdowns** — None (none). **Punt returns** — 2, seven times, last at Jacksonville, 10/27/13 (8, vs. N.Y. Giants, 1/22/12). **Punt return yards** — 41 at Seattle, 12/24/11 (70, vs. N.Y. Giants, 1/22/12). **Longest punt return** — 36 at Seattle, 12/24/11 (24, vs. N.Y. Giants, 1/22/12). **Punt return touchdowns** — None (none).


KYLE WILLIAMS' CAREER GAME-BY-GAME

(Victories asterisked)

2010 SAN FRANCISCO (6-10)																		
		RECEIVING						KICK RETURNS						PUNT RETURNS				
Date	Opponent	P/S	No.	Yds.	Avg.	LG	TD	No.	Yds.	Avg.	LG	TD	No.	Yds.	Avg.	LG	TD	
Sep 12	at Seattle																	
Sep 20	at New Orleans																	
Sep 26	at Kansas City	P	0	0	0	—	0	3	65	21.7	30	0	1	0	0	0	0	
Oct 3	at Atlanta	P	0	0	0	—	0	1	17	17.0	17	0	0	0	0	0	—	
Games 5-9																		
Nov 21	vs. Tampa Bay	P	1	8	8.0	8	0	0	0	0	—	0	2	16	8.0	9	0	
Nov 29	at Arizona																	
Dec 5	at Green Bay	P	0	0	0	—	0	0	0	0	—	0	0	0	0	—	0	
Games 13-15																		
Jan 2	vs. Arizona*	P	0	0	0	—	0	0	0	0	—	0	0	0	0	—	0	
Regular Season Totals			5/0	1	8	8.0	8	0	4	82	20.5	30	0	3	16	5.3	9	0
2011 SAN FRANCISCO (13-3)																		
		RECEIVING						KICK RETURNS						PUNT RETURNS				
Date	Opponent	P/S	No.	Yds.	Avg.	LG	TD	No.	Yds.	Avg.	LG	TD	No.	Yds.	Avg.	LG	TD	
Sep 11	vs. Seattle*																	
Sep 18	vs. Dallas	P	1	12	12.0	12t	1	0	0	0	—	0	0	0	0	—	0	
Sep 25	at Cincinnati*																	
Oct 2	at Philadelphia*	P	1	4	4.0	4	0	0	0	0	—	0	0	0	0	—	0	
Oct 9	vs. Tampa Bay*	P	0	0	0	—	0	0	0	0	—	0	0	0	0	—	0	
Oct 16	at Detroit*	P	0	0	0	—	0	0	0	0	—	0	0	0	0	—	0	
Oct 30	vs. Cleveland*	P	0	0	0	—	0	0	0	0	—	0	0	0	0	—	0	
Nov 6	at Washington*	P	1	12	12.0	12	0	0	0	0	—	0	0	0	0	—	0	
Nov 13	vs. N.Y. Giants*	P	1	14	14.0	14	0	0	0	0	—	0	0	0	0	—	0	
Nov 20	vs. Arizona*	P	5	54	10.8	13	1	0	0	0	—	0	0	0	0	—	0	
Nov 24	at Baltimore	P	0	0	0	—	0	0	0	0	—	0	0	0	0	—	0	
Dec 4	vs. St. Louis*	P	2	66	33.0	56t	1	0	0	0	—	0	0	0	0	—	0	
Dec 11	at Arizona	P	4	42	10.5	15	0	0	0	0	—	0	0	0	0	—	0	
Dec 19	vs. Pittsburgh*	P	4	33	8.3	10	0	1	18	18.0	18	0	0	0	0	—	0	
Dec 24	at Seattle*	S	1	4	4.0	4	0	3	86	28.7	33	0	0	0	0	—	0	
Jan 1	at St. Louis*																	
Regular Season Totals			13/1	20	241	12.1	56t	3	4	104	26.0	33	0	2	41	20.5	36	0
Jan 14	vs. New Orleans**†	P	2	12	6.0	6	0	1	20	20.0	20	0	1	6	6.0	6	0	
Jan 22	vs. N.Y. Giants**‡	S	0	0	0	—	0	3	85	28.3	40	0	8	70	8.8	24	0	
Postseason Totals			2/1	2	12	6.0	6	0	4	105	26.3	40	0	9	76	8.4	24	0
†NFC Divisional Playoff Game; ‡NFC Championship Game																		
2012 SAN FRANCISCO (11-4-1)																		
		RECEIVING						KICK RETURNS						PUNT RETURNS				
Date	Opponent	P/S	No.	Yds.	Avg.	LG	TD	No.	Yds.	Avg.	LG	TD	No.	Yds.	Avg.	LG	TD	
Sep 9	at Green Bay*	S	0	0	0	—	0	0	0	0	—	0	1	20	20.0	20	0	
Sep 16	vs. Detroit*	S	0	0	0	—	0	1	0	0	—	0	1	8	8.0	8	0	
Sep 23	at Minnesota	P	2	16	8.0	9	0	2	144	72.0	94	0	2	24	12.0	16	0	
Sep 30	at N.Y. Jets*	P	0	0	0	—	0	1	25	25.0	25	0	0	0	0	—	0	
Oct 7	vs. Buffalo*	P	2	50	25.0	43t	1	2	45	22.5	28	0	0	0	0	—	0	
Oct 14	vs. N.Y. Giants	S	4	40	10.0	15	0	6	116	19.3	26	0	0	0	0	—	0	
Oct 18	vs. Seattle*	P	1	18	18.0	18	0	0	0	0	—	0	0	0	0	—	0	
Oct 29	at Arizona*	P	1	4	4.0	4	0	0	0	0	—	0	0	0	0	—	0	
Nov 11	vs. St. Louis	P	2	24	12.0	13	0	0	0	0	—	0	0	0	0	—	0	
Nov 19	vs. Chicago*	P	2	60	30.0	57	0	0	0	0	—	0	0	0	0	—	0	
Nov 25	at New Orleans*	P	0	0	0	—	0	1	23	23.0	23	0	0	0	0	—	0	
Games 12-16																		
Regular Season Totals			11/3	14	212	15.1	57	1	13	353	27.2	94	0	4	52	13.0	20	0
Jan 12	vs. Green Bay**†																	
Jan 22	at Atlanta**‡																	
Feb 3	vs. Baltimore\$																	
Postseason Totals			0/0	0	0	0	—	0	0	0	0	—	0	0	0	0	—	0
†NFC Divisional Playoff Game; ‡NFC Championship Game; \$Super Bowl XLVII																		

†NFC Divisional Playoff Game; ‡NFC Championship Game; \$Super Bowl XLVII

2013 S.F. (12-4) / K.C. (11-5)		RECEIVING						KICK RETURNS					PUNT RETURNS					
Date	Opponent	P/S	No.	Yds.	Avg.	LG	TD	No.	Yds.	Avg.	LG	TD	No.	Yds.	Avg.	LG	TD	
Sep 8	vs. Green Bay*	S	3	36	12.0	16	0	0	0	0	—	0	2	8	4.0	7	0	
Sep 15	at Seattle	P	4	39	9.8	14	0	0	0	0	—	0	1	0	0.0	0	0	
Sep 22	vs. Indianapolis	S	2	12	6.0	6	0	0	0	0	—	0	1	14	14.0	14	0	
Sep 26	at St. Louis*	P	0	0	0	—	0	0	0	0	—	0	1	0	0.0	0	0	
Oct 6	vs. Houston*	P	0	0	0	—	0	0	0	0	—	0	2	28	14.0	22	0	
Oct 13	vs. Arizona*	S	1	14	14.0	14	0	4	87	21.8	35	0	1	7	7.0	7	0	
Oct 20	at Tennessee*	S	0	0	0	—	0	1	21	21.0	21	0	2	0	0.0	0	0	
Oct 27	at Jacksonville*	S	1	7	7.0	7	0	2	26	13.0	22	0	2	4	2.0	4	0	
Nov 10	vs. Carolina	P	1	5	5.0	5	0	0	0	0	—	0	0	0	0	—	0	
WAIVED BY SAN FRANCISCO/ CLAIMED BY KANSAS CITY ON NOV. 13																		
Nov 17	at Denver	P	0	0	0	—	0	0	0	0	—	0	0	0	0	—	0	
Games 10-16		INACTIVE																
Regular Season Totals			10/5	12	113	9.4	16	0	7	134	19.1	35	0	12	61	5.1	22	0
Jan 4	at Indianapolis§	INACTIVE																
Postseason Totals			0/0	0	0	0	—	0	0	0	0	—	0	0	0	0	—	0
§AFC Wild Card Game																		



SYLVESTER WILLIAMS

92

NOSE TACKLE



6-2 • 313 • 3RD YR. • NORTH CAROLINA

BORN: Nov. 21, 1988, in Jefferson City, Mo.

HIGH SCHOOL: Jefferson City (Mo.) High School

ACQUIRED: Draft #1 (28th overall), 2013

NFL YEAR: 3rd • YEAR WITH BRONCOS: 3rd

NFL GAMES PLAYED/STARTED: 29/17 • POSTSEASON GP/GS: 4/3

WILLIAMS AT A GLANCE:

- A third-year nose tackle who appeared in 29 regular-season games (17 starts) and four postseason contests (3 starts) for the Broncos during his first two NFL seasons.
- Started 13-of-16 games for Denver in 2014 and totaled 21 tackles (17 solo) for the league's second-ranked run defense that yielded the fewest rushing yards per game (79.8) in team history.
- Played 13 regular-season games (4 starts) and started all three postseason contests during his rookie campaign in 2013, totaling 19 tackles (12 solo), two sacks (8 yds.) and one fumble recovery.
- Opened all 45 games played during his collegiate career at the University of North Carolina (2011-12) and Coffeyville Community College (2009-10).
- Recognized as a first-team All-America and All-Atlantic Coast Conference selection following his senior campaign for the Tar Heels in which his six sacks tied for the league lead among defensive tackles.
- Started all 20 contests at Coffeyville C.C., working his way up from a walk-on in 2009 to a first-team All-Kansas Jayhawk Community College Conference pick in 2010.
- Selected by the Broncos in the first round (28th overall) of the 2013 NFL Draft.

CAREER TRANSACTIONS: Signed by Denver as a draft choice 7/25/13.



2014: Williams played all 16 regular-season games (13 starts), totaling 21 tackles (17 solo) and one pass defended... Contributed to a defensive line that allowed just 79.8 rushing yards per game in 2014—the lowest single-season figure in team history and second-best mark in the NFL in 2014.

2013: Selected by the Broncos in the first round (28th overall) of the 2013 NFL Draft, Williams played 13 games (4 starts) as a rookie, totaling 19 tackles (12 solo), two sacks (8 yds.), five tackles for a loss and one fumble recovery... Contributed two special-teams tackles during the regular season... Started all three playoff games for Denver and recorded three tackles (2 solo)... Posted one solo tackle for a loss in his NFL debut vs. Bal. (9/5)... Made his first NFL start vs. Ten. (12/8)... Registered his first career sack and tallied a career-best five tackles vs. S.D. (12/12)... Led the Broncos with three tackles for a loss at Hou. (12/22)... Recovered his first career fumble at Oak. (12/29).

COLLEGE: Williams started all 45 games played during his collegiate career at the University of North Carolina (2011-12) and Coffeyville Community College (2009-10), totaling 184 tackles (84 solo), 15.5 sacks (89 yds.), one interception, five passes defended, two forced fumbles and four blocked kicks... Named a first-team All-America and All-Atlantic Coast Conference selection following his senior campaign for the Tar Heels in which his six sacks tied for the league lead among defensive tackles... Started all 13 games in his first

season at North Carolina in 2011 and was the recipient of the team's Jeffrey Cowell Memorial Award given to the outstanding first-year player for the defense... Opened all 20 contests at Coffeyville C.C., working his way up from a walk-on in 2009 to a first-team All-Kansas Jayhawk Community College Conference pick in 2010.

PERSONAL: Williams played just one season of prep football at Jefferson City (Mo.) High School, making the team as a 310-pound senior and helping the school achieve a final ranking of No. 12 in the state and win the Freeland Football League title... Graduated from North Carolina with a degree in communications... Worked the night shift at Modine Manufacturing Company making radiator parts for large trucks before enrolling in college and pursuing a career in football... Sylvester Williams was born on Nov. 21, 1988, in Jefferson City, Mo.

WILLIAMS' REGULAR SEASON RECORD

Year	Club	G	S	UT	A	TT	S-Yds.	I-Yds.	PD	FF	FR	TD-Int.	TD-FR	S	Pts.
2013	Denver	13	4	12	7	19	2-8	0-0	0	0	1	0	0	0	0
2014	Denver	16	13	17	4	21	0-0	0-0	1	0	0	0	0	0	0
CAREER TOTALS		29	17	29	11	40	2-8	0-0	1	0	1	0	0	0	0

ADDITIONAL STATISTICS: Special-teams tackles — 2013 (2), TOTAL (2).

WILLIAMS' POSTSEASON RECORD

Year	Club	G	S	UT	A	TT	S-Yds.	I-Yds.	PD	FF	FR	TD-Int.	TD-FR	S	Pts.
2013	Denver	3	3	2	1	3	0-0	0-0	0	0	0	0	0	0	0
2014	Denver	1	0	1	0	1	0-0	0-0	0	0	0	0	0	0	0
CAREER TOTALS		4	3	3	1	4	0-0	0-0	0	0	0	0	0	0	0

WILLIAMS' SINGLE-GAME HIGHS

(Postseason in parentheses)

Tackles — 5, twice, last at Houston, 12/22/13 (2 vs. Seattle, 2/2/14). **Sacks** — 1, twice, last at Houston, 12/22/13 (none). **Sack yards** — 8 at Houston, 12/22/13 (none).

SYLVESTER WILLIAMS' CAREER GAME-BY-GAME


(Victories asterisked)

2013 DENVER (13-3)			TACKLES							
Date	Opponent	P/S	UT	A	TT	S-Yds.	I-Yds.	PD	FF	FR
Sep 5	vs. Baltimore*	P	1	0	1	0-0	0-0	0	0	0
Sep 15	at N.Y. Giants*	P	0	1	1	0-0	0-0	0	0	0
Sep 23	vs. Oakland*	P	0	0	0	0-0	0-0	0	0	0
Sep 29	vs. Philadelphia*	INACTIVE								
Oct 6	at Dallas*	P	0	0	0	0-0	0-0	0	0	0
Oct 13	vs. Jacksonville*	P	1	0	1	0-0	0-0	0	0	0
Oct 20	at Indianapolis*	P	0	2	2	0-0	0-0	0	0	0
Oct 27	vs. Washington*	INACTIVE								
Nov 10	at San Diego*	INACTIVE								
Nov 17	vs. Kansas City*	P	0	0	0	0-0	0-0	0	0	0
Nov 24	at New England*	P	0	1	1	0-0	0-0	0	0	0
Dec 1	at Kansas City*	P	1	0	1	0-0	0-0	0	0	0
Dec 8	vs. Tennessee*	S	0	0	0	0-0	0-0	0	0	0
Dec 12	vs. San Diego	S	3	2	5	1-0	0-0	0	0	0
Dec 22	at Houston*	S	5	0	5	1-8	0-0	0	0	0
Dec 29	at Oakland*	S	1	1	2	0-0	0-0	0	0	1
Regular Season Totals		13/4	12	7	19	2-8	0-0	0	0	1
Jan 12	vs. San Diego*†	S	0	1	1	0-0	0-0	0	0	0
Jan 19	vs. New England*#	S	0	0	0	0-0	0-0	0	0	0
Feb 2	vs. Seattle*	S	2	0	2	0-0	0-0	0	0	0
Postseason Totals		3/3	2	1	3	0-0	0-0	0	0	0
†AFC Divisional Playoff Game; #AFC Championship Game; \$Super Bowl XLVIII										

†AFC Divisional Playoff Game; #AFC Championship Game; \$Super Bowl XLVIII

2014 DENVER (12-4)															
TACKLES															
Date	Opponent	P/S	UT	A	TT	S-Yds.	I-Yds.	PD	FF	FR					
Sep 7	vs. Indianapolis*	S	2	1	3	0-0	0-0	0	0	0					
Sep 14	vs. Kansas City*	S	0	0	0	0-0	0-0	0	0	0					
Sep 21	at Seattle	S	2	2	4	0-0	0-0	0	0	0					
Oct 5	vs. Arizona*	S	1	0	1	0-0	0-0	0	0	0					
Oct 12	at N.Y. Jets*	S	1	0	1	0-0	0-0	0	0	0					
Oct 19	vs. San Francisco*	S	2	0	2	0-0	0-0	1	0	0					
Oct 23	vs. San Diego*	S	1	0	1	0-0	0-0	0	0	0					
Nov 2	at New England	S	0	0	0	0-0	0-0	0	0	0					
Nov 9	at Oakland*	S	0	1	1	0-0	0-0	0	0	0					
Nov 16	at St. Louis	S	3	0	3	0-0	0-0	0	0	0					
Nov 23	vs. Miami*	P	1	0	1	0-0	0-0	0	0	0					
Nov 30	at Kansas City*	S	0	0	0	0-0	0-0	0	0	0					
Dec 7	vs. Buffalo*	S	2	0	2	0-0	0-0	0	0	0					
Dec 14	at San Diego*	S	1	0	1	0-0	0-0	0	0	0					
Dec 22	at Cincinnati	P	1	0	1	0-0	0-0	0	0	0					
Dec 28	vs. Oakland*	P	0	0	0	0-0	0-0	0	0	0					
Regular Season Totals		16/13	17	4	21	0-0	0-0	1	0	0					
Jan 11	vs. Indianapolis†	P	1	0	1	0-0	0-0	0	0	0					
Postseason Totals		1/0	1	0	1	0-0	0-0	0	0	0					

†AFC Divisional Playoff Game



DEREK WOLFE

95

DEFENSIVE END



6-5 • 285 • 4TH YR. • CINCINNATI

BORN: Feb. 24, 1990, in Lisbon, Ohio

HIGH SCHOOL: Beaver Local High School, Lisbon, Ohio

ACQUIRED: Draft #2a (36th overall), 2012

NFL YEAR: 4th • **YEAR WITH BRONCOS:** 4th

NFL GAMES PLAYED/STARTED: 43/43 • **POSTSEASON GP/GS:** 2/2

WOLFE AT A GLANCE:

- A fourth-year defensive lineman who started all 43 regular-season games played during his first three NFL seasons with Denver, totaling 91 tackles (61 solo), 11.5 sacks (76 yds.) three passes defended and one fumble recovery.
- Recorded 35 tackles (24 solo), 1.5 sacks (1 yd.), three passes defended and one fumble recovery in addition to one blocked field goal for the Broncos in 2014.
- Opened all 16 contests in 2012 to join Barney Chavous (1973) as the only Broncos defensive linemen in team history to start every game as a rookie.
- Finished fourth on the team with six sacks (41 yds.) during his rookie campaign while participating in the seventh-most defensive snaps (903) on the club.
- Started his final 38 games at the University of Cincinnati, finishing fourth on the Bearcats' all-time list with 19.5 career sacks.
- Named Big East Conference co-Defensive Player of the Year and earned second-team All-America honors as a senior in 2011 after recording 9.5 sacks on the season and ranking first among Football Subdivision defensive tackles with 21.5 tackles for a loss.
- Selected by the Broncos in the second round (36th overall) of the 2012 NFL Draft.

CAREER TRANSACTIONS: Signed by Denver as a draft choice 5/21/12.



2014: Wolfe started all 16 regular-season games for the second time in his career, totaling 35 tackles (24 solo), 1.5 sacks (1 yd.) and one pass defended... Contributed to a defensive line that allowed just 79.8 rushing yards per game—the lowest single-season figure in team history and second-best mark in the NFL in 2014... Recorded season highs with five tackles each at NYJ (10/12) and N.E. (11/2)... Blocked his first career field goal at S.D. (12/14).

2013: Wolfe started the first 11 games for Denver, registering 16 tackles (11 solo) and four sacks (34 yds.) before missing six games and being placed on injured reserve (illness) on Jan. 14... Made a pair of tackles behind the line of scrimmage vs. Bal. (9/5)... Recovered his first career fumble and sacked quarterback Robert Griffin III vs. Was. (10/27).

2012: Wolfe opened all 16 regular-season games as well as Denver's postseason contest to join Barney Chavous (1973) as the only defensive linemen in Broncos history to start every game as a rookie... Finished third on the team with six sacks (41 yds.) and added 40 tackles (26 solo) while playing 903 defensive snaps... Became just the sixth Broncos rookie to register a sack in the team's season opener as he dropped quarterback Ben Roethlisberger for a 9-yard loss vs. Pit. (9/9)... Sacked quarterback Brady Quinn for a 5-yard loss in the second quarter vs. K.C. (12/30) to mark his third consecutive game with a quarterback takedown... Made three tackles in Denver's AFC Divisional Playoff Game vs. Bal. (1/12).

COLLEGE: Wolfe played 45 career games at the University of Cincinnati, starting his final 38 contests and totaling 161 tackles (89 solo), 19.5 sacks (126 yds.), two passes defended, three forced fumbles and three fumble recoveries... Finished fourth on the school's all-time sack list... Named Big East Conference co-Defensive Player of the Year and a second-team All-America selection after totaling 70 tackles (37 solo), 9.5 sacks (66 yds.), two forced fumbles and one fumble recovery as a senior... Ranked fifth in the nation with 21.5 tackles for a loss—a total that represented the fourth-most in school history and the most by a Football Bowl Subdivision defensive tackle in 2011... Recorded 48 tackles (29 solo), four sacks (21 yds.) and one pass defended as a junior to earn second-team all-conference honors from *The NFL Draft Report*... Contributed as a 13-game starter as a sophomore, totaling 41 tackles (21 solo), five sacks (32 yds.), one forced fumble and one fumble recovery... Played seven games at defensive tackle as a true freshman after being recruited to the

WOLFE MAKES AN IMMEDIATE IMPACT

DEFENSIVE LINEMEN TO START EVERY GAME AS A ROOKIE, BRONCOS HISTORY

Player	Year	GS	TT	UT	AT	Sk
Barney Chavous	1973	14	43	28	15	6.0
Derek Wolfe	2012	16	40	26	14	6.0

Bearcats as an offensive tackle... Recognized as the All-American Strength and Conditioning Athlete of the Year by the National Strength and Conditioning Association (NSCA) in April 2011.

PERSONAL: Wolfe lettered three times as a defensive end, outside linebacker, tight end and offensive tackle at Beaver Local High School in Lisbon, Ohio, where he finished his prep career with 205 tackles... Collected 78 tackles and seven sacks as a senior in 2007 to earn Division III All-Ohio, All-Ohio Valley Athletic Conference, All-Eastern District and All-Ohio Valley Class AAAA first-team honors... Competed on the school's powerlifting team and qualified for the state finals as a junior and senior... Majored in criminal justice at Cincinnati and was named to the Big East Academic Honor Roll as a senior.... Derek J. Wolfe was born on Feb. 24, 1990, in Lisbon, Ohio.

WOLFE'S REGULAR SEASON RECORD

Year	Club	G	S	UT	A	TT	S-Yds.	I-Yds.	PD	FF	FR	TD-Int.	TD-FR	S	Pts.
2012	Denver	16	16	26	14	40	6-41	0-0	2	0	0	0	0	0	0
2013	Denver	11	11	11	5	16	4-34	0-0	0	0	1	0	0	0	0
2014	Denver	16	16	24	11	35	15-1	0-0	1	0	0	0	0	0	0
CAREER TOTALS		43	43	61	30	91	11.5-76	0-0	3	0	1	0	0	0	0

ADDITIONAL STATISTICS: Blocked a field goal at San Diego, 12/14/14.

WOLFE'S POSTSEASON RECORD

Year	Club	G	S	UT	A	TT	S-Yds.	I-Yds.	PD	FF	FR	TD-Int.	TD-FR	S	Pts.
2012	Denver	1	1	2	1	3	0-0	0-0	0	0	0	0	0	0	0
2014	Denver	1	1	2	1	3	0-0	0-0	0	0	0	0	0	0	0
CAREER TOTALS		2	2	4	2	6	0-0	0-0	0	0	0	0	0	0	0

WOLFE'S SINGLE GAME HIGHS

(Postseason in parentheses)

Tackles — 6 at Cincinnati, 11/4/12 (3, twice, last vs. Indianapolis, 1/11/15). **Sacks** — 1, 11 times, last at St. Louis, 11/16/14 (none). **Sack yards** — 14 vs. Kansas City, 11/17/13 (none). **Pass defended** — 1, three times, last at N.Y. Jets, 10/12/14 (none). **Fumble recoveries** — 1, twice, last at Cincinnati, 11/4/12 (none). **Fumble return yards** — 1 vs. Washington, 10/27/13 (none).

DEREK WOLFE'S CAREER GAME-BY-GAME

(Victories asterisked)

2012 DENVER (13-3)			TACKLES								
Date	Opponent	P/S	UT	A	TT	S-Yds.	I-Yds.	PD	FF	FR	
Sep 9	vs. Pittsburgh*	S	3	0	3	1-9	0-0	0	0	0	
Sep 17	at Atlanta	S	0	0	0	0-0	0-0	0	0	0	
Sep 23	vs. Houston	S	1	4	5	0-0	0-0	0	0	0	
Sep 30	vs. Oakland*	S	1	1	2	0-0	0-0	0	0	0	
Oct 7	at New England	S	2	2	4	1-3	0-0	0	0	0	
Oct 15	at San Diego*	S	3	0	3	1-9	0-0	0	0	0	
Oct 28	vs. New Orleans*	S	2	0	2	0-0	0-0	0	0	0	
Nov 4	at Cincinnati*	S	2	4	6	0-0	0-0	1	0	0	
Nov 11	at Carolina*	S	1	0	1	0-0	0-0	0	0	0	
Nov 18	vs. San Diego*	S	0	0	0	0-0	0-0	0	0	0	
Nov 25	at Kansas City*	S	3	0	3	0-0	0-0	0	0	0	
Dec 2	vs. Tampa Bay*	S	2	1	3	0-0	0-0	0	0	0	
Dec 6	at Oakland*	S	0	0	0	0-0	0-0	0	0	0	
Dec 16	at Baltimore*	S	3	1	4	1-12	0-0	0	0	0	
Dec 23	vs. Cleveland*	S	1	1	2	1-3	0-0	0	0	0	
Dec 30	vs. Kansas City*	S	2	0	2	1-5	0-0	1	0	0	
Regular Season Totals			16/16	26	14	40	6-41	0-0	2	0	0
Jan 12	vs. Baltimore†	S	2	1	3	0-0	0-0	0	0	0	
Postseason Totals			1/1	2	1	3	0-0	0-0	0	0	0

†AFC Divisional Playoff Game

2013 DENVER (13-3)		TACKLES									
Date	Opponent	P/S	UT	A	TT	S-Yds.	I-Yds.	PD	FF	FR	
Sep 5	vs. Baltimore*	S	3	1	4	0-0	0-0	0	0	0	
Sep 15	at N.Y. Giants*	S	1	2	3	0-0	0-0	0	0	0	
Sep 23	vs. Oakland*	S	0	0	0	0-0	0-0	0	0	0	
Sep 29	vs. Philadelphia*	S	2	0	2	1-6	0-0	0	0	0	
Oct 6	at Dallas*	S	0	0	0	0-0	0-0	0	0	0	
Oct 13	vs. Jacksonville*	S	1	1	2	0-0	0-0	0	0	0	
Oct 20	at Indianapolis	S	0	0	0	0-0	0-0	0	0	0	
Oct 27	vs. Washington*	S	1	1	2	1-9	0-0	0	0	1	
Nov 10	at San Diego*	S	1	0	1	1-5	0-0	0	0	0	
Nov 17	vs. Kansas City*	S	2	0	2	1-14	0-0	0	0	0	
Nov 24	at New England	S	0	0	0	0-0	0-0	0	0	0	
Games 12-16		INACTIVE									
Regular Season Totals		11/11	11	5	16	4-34	0-0	0	0	1	
Jan 12 vs. San Diego*†		INACTIVE									
PLACED ON INJURED RESERVE ON JAN. 14											
Postseason Totals		0/0	0	0	0	0-0	0-0	0	0	0	

†AFC Divisional Playoff Game

2014 DENVER (12-4)			TACKLES							
Date	Opponent	P/S	UT	A	TT	S-Yds.	I-Yds.	PD	FF	FR
Sep 7	vs. Indianapolis*	S	1	1	2	0-0	0-0	0	0	0
Sep 14	vs. Kansas City*	S	1	0	1	0-0	0-0	0	0	0
Sep 21	at Seattle	S	2	2	4	0-0	0-0	0	0	0
Oct 5	vs. Arizona*	S	1	1	2	0-0	0-0	0	0	0
Oct 12	at N.Y. Jets*	S	4	1	5	0-0	0-0	1	0	0
Oct 19	vs. San Francisco*	S	2	1	3	0-0	0-0	0	0	0
Oct 23	vs. San Diego*	S	1	1	2	0.5-1	0-0	0	0	0
Nov 2	at New England	S	4	1	5	0-0	0-0	0	0	0
Nov 9	at Oakland*	S	1	0	1	0-0	0-0	0	0	0
Nov 16	at St. Louis	S	2	0	2	1-0	0-0	0	0	0
Nov 23	vs. Miami*	S	1	1	2	0-0	0-0	0	0	0
Nov 30	at Kansas City*	S	2	0	2	0-0	0-0	0	0	0
Dec 7	vs. Buffalo*	S	0	1	1	0-0	0-0	0	0	0
Dec 14	at San Diego*	S	0	0	0	0-0	0-0	0	0	0
Dec 22	at Cincinnati	S	2	0	2	0-0	0-0	0	0	0
Dec 28	vs. Oakland*	S	0	1	1	0-0	0-0	0	0	0
Regular Season Totals		16/16	24	11	35	1.5-1	0-0	1	0	0
Jan 11	vs. Indianapolis+	S	2	1	3	0-0	0-0	0	0	0
Postseason Totals		1/1	2	1	3	0-0	0-0	0	0	0
*AFC Divisional Playoff Game										

*AFC Divisional Playoff Game

OTHER PLAYERS WITH PRO EXPERIENCE



BENNIE FOWLER

16

WIDE RECEIVER

6-1 • 212 • 1ST YR. • MICHIGAN STATE

BORN: June 10, 1991, in Bloomfield, Mich.

HIGH SCHOOL: Detroit Country Day School, Beverly Hills, Mich.

ACQUIRED: College Free Agent, 2014



Bennie Fowler is a first-year wide receiver from Michigan State University who joined the Broncos as a college free agent on May 12, 2014... Spent the entire 2014 season on the Broncos' practice squad after competing with the team in all four preseason games... Appeared in 44 games (15 starts) during his collegiate career with the Spartans and recorded 93 catches for 1,341 yards (14.4 avg.) with 11 touchdowns in addition to 16 rushes for 102 yards (6.4 avg.) and one score... Added 15 kickoff returns for 336 yards (22.4 avg.)... Led the team in receiving yards (622) and receiving touchdowns (6) on 36 catches (17.3 avg.) as a senior in 2013 while producing a score or a first down on 26 of his grabs... Paced the Spartans with 524 receiving yards and added four touchdowns on a career-high 41 catches as a junior in 2012... Posted a personal-best 101 receiving yards on seven catches (14.4 avg.) vs. Minnesota (11/24)... Played just five games due to a foot injury in 2011 and caught two passes for 20 yards... Attended Detroit Country Day School in Beverly Hills, Mich., where he was named an honorable mention all-state selection by the Associated Press as a senior all-purpose player (1,478 yards and 15 TDs)... Majored in economics at Michigan State... Bennie Fowler was born on June 10, 1991.



ROSS MADISON

34

SAFETY

5-11 • 200 • 1ST YR. • TOLEDO

BORN: March 5, 1991, in Leesburg, Va.

HIGH SCHOOL: Heritage High School, Leesburg, Va.

ACQUIRED: Free Agent, 2015



Ross Madison is a first-year safety from the University of Toledo who was signed by the Broncos to a future contract on Jan. 14, 2015... Spent the 2014 preseason with Washington after joining the team as a college free agent... Appeared in 48 career games during his collegiate career with the Rockets (2010-13) after spending one season at Hargrave (Va.) Military Academy... Played 10 games as a senior in 2013, recording 41 tackles (25 solo), one interception and one forced fumble... Appeared in 12 games in 2012, compiling 24 tackles (11 solo), two pass breakups and one forced fumble... Attended Heritage High School in Leesburg, Va., playing running back and safety while rushing for more than 900 yards as a senior despite an injury-shortened season... Earned first-team all-district honors... Ross Alexander Madison was born on March 5, 1991, in Leesburg, Va.

**MATT PARADIS****61****CENTER****6-3 • 300 • 1ST YR. • BOISE STATE****BORN:** Oct. 12, 1990, in Council, Idaho**HIGH SCHOOL:** Council (Idaho) High School**ACQUIRED:** Draft #6 (207th overall), 2014

Matt Paradis is a first-year center from Boise State University who was selected by Denver in the sixth round (207th overall) of the 2014 NFL Draft... Competed on the club's practice squad for all 17 weeks of his rookie season... Played 35 career games (27 starts) at Boise State after working his way up from a walk-on defensive lineman and a participant in 8-man high school football... Started his final 26 games at center for Boise State, earning All-Mountain West Conference accolades after his junior (first team) and senior (second team) campaigns... Named a second-team All-MWC selection after starting all 13 games at center his senior year and helping the offense rank ninth nationally red zone efficiency (.906), 16th in scoring (38.8 ppg) and 24th in total yards (470.8 per game)... Opened all 13 games at center in 2012 and earned first-team all-conference recognition while contributing to a unit that ranked sixth in the nation in sacks allowed (0.77 per game)... Switched from defensive line to offensive line before the start of his sophomore season... Redshirted as a true freshman and was named the team's Defensive Scout Player of the Year after walking on to the squad... Named the 1A Idaho High School Player of the Year in 2008 while playing 8-man football for Council (Idaho) High School... Received first-team all-state recognition on both offense and defense as a junior in 2007... Majored in business economics at Boise State... Named to the National Football Foundation's Hampshire Honor Society in 2013 and was a member of the Academic All-Mountain West Team... Last name is pronounced PARE-ud-diss... Matt Paradis was born on Oct. 12, 1990.

**CHASE VAUGHN****49****OUTSIDE LINEBACKER****6-2 • 248 • 1ST YR. • COLORADO STATE-PUEBLO****BORN:** Sept. 4, 1998, in Aurora, Colo.**HIGH SCHOOL:** Smoky Hill High School, Aurora, Colo.**ACQUIRED:** College Free Agent, 2014


Chase Vaughn is a first-year outside linebacker from Colorado State-Pueblo who joined the Broncos as a college free agent on May 19, 2014... Spent the 2014 preseason with the Broncos before being waived/injured prior to the start of the season... Competed in four other professional football leagues, including the Arena Football League (Spokane Shock, 2013), the United Football League (Las Vegas Locomotives, 2010-12), the Canadian Football League (Calgary Stampeders, 2012) and the Indoor Football League (Colorado Ice, 2011)... Played two seasons (2007-09) at linebacker at CSU-Pueblo after transferring from Adams State College and finished as the school's all-time leader in career sacks (15.5)... Played 11 games as a senior for the ThunderWolves and collected 70 tackles (37 solo), five sacks (39 yds.), 12 tackles for a loss (67 yds.), one interception (2 yds.), three passes defended, four forced fumbles, one fumble recovery and two blocked kicks to earn first-team All-Rocky Mountain Athletic Conference honors... Appeared in 10 games during his initial season in Pueblo and totaled 60 tackles (28 solo), 10.5 sacks (73 yds.), 18 tackles for a loss (95 yds.), five passes defended, one forced fumble and one fumble recovery... Named a first-team all-conference choice and the school's Male Athlete of the Year for 2008-09 after becoming the first football All-American (third team) at CSU-Pueblo since 1982... Set a school single-game record with 4.5 sacks vs. Oklahoma Panhandle State (9/6)... Named an honorable mention All-RMAC selection as a defensive end with Adams State in 2007 after recording 47 tackles, 4.5 sacks, one forced fumble and one fumble recovery... Posted 14 tackles, two sacks and one forced fumble during his freshman season in 2006... Attended Smoky Hill High School in Aurora, Colo., where he was an honorable mention all-conference selection as a senior... Chase Vaughn was born on Sept. 4, 1998.

DID YOU KNOW?

Wide receiver Jerry Rice concluded his record-setting 20-year NFL career as a member of the Denver Broncos after competing with the team in the 2005 preseason.

A 13-time Pro Bowl selection and 11-time Associated Press All-Pro, Rice agreed to terms with the Broncos on Wednesday, May 25, 2005. He played in all four of the Broncos' preseason games, starting twice, and caught four passes for 24 yards while wearing jersey No. 19.





SHANE RAY

56

OUTSIDE LINEBACKER

6-3 • 245 • MISSOURI

BORN: May 18, 1993, in Shawnee Mission, Kan.

HIGH SCHOOL: Bishop Miege High School, Roeland Park, Kan.

DRAFTED: First Round (23rd overall)

COLLEGE GAMES PLAYED/STARTED: 40/14

COLLEGE MAJOR: Agriculture



RAY AT A GLANCE:

- An outside linebacker from the University of Missouri who started 14-of-40 games played in three seasons for the Tigers, totaling 120 tackles (82 solo) and 19 sacks (131 yds.).
- Received unanimous Southeastern Conference Defensive Player of the Year honors following his junior season in 2014 after leading the league in sacks (14.5) and tackles for loss (22.5) in addition to recording 65 tackles (47 solo) and three forced fumbles.
- Ranked third nationally in both sacks (14.5) and tackles for a loss (22.5) as a 2014 consensus first-team All-American.
- Selected as a finalist for the Hendricks Award (nation's top defensive end) and as a semifinalist for the Lombardi (top lineman) and Bednarik (top defensive player) awards.
- Saw action in all 14 games as a sophomore in 2013, registering 39 tackles (27 solo), 4.5 sacks (37 yds.) and one fumble recovery (returned 73 yards for a touchdown).
- Earned first-team All-Kansas honors as a senior at Bishop Miege High School in Roeland Park, Kan., after recording 100 tackles, 16 tackles for loss, 10.5 sacks and three forced fumbles.
- Selected by the Broncos in the first round (23rd overall) of the 2015 NFL Draft.



2014: Ray started all 14 games for the University of Missouri and was named the Southeastern Conference Defensive Player of the Year after leading the conference in sacks (14.5-94) and tackles for loss (22.5-122) while adding 65 tackles (47 solo) and three forced fumbles... Earned consensus first-team All-American honors after ranking third in the nation in sacks (14.5) and tackles for loss (22.5)... Selected as finalist for the Hendricks Award (nation's top defensive end) and as a semifinalist for the Lombardi (top linemen) and Bednarik (top defensive player) awards after breaking Missouri's single-season sack record... Chosen as the SEC Defensive Player of the Week on four occasions... Recorded multiple sacks in five games, including three against conference foes... Broke Missouri's single-season sack record (12) vs. Kentucky (11/1)... Named the College Football National Player of the Week for his performance against Central Florida (9/13) in which he posted two sacks and four tackles for a loss...

2013: Ray appeared in all 14 games as a redshirt sophomore, registering 39 tackles (27 solo), 4.5 sacks (37 yds.) and one fumble recovery... Contributed to the team's 11-1 regular season and first-ever SEC East title... Tallied at least a half sack in five consecutive SEC games... Strip sacked Georgia quarterback Aaron Murray for his first collegiate sack (10/12)... Returned a fumble 73 yards for a touchdown to seal Missouri's Cotton Bowl victory vs. Oklahoma State (1/3).

2012: Ray saw action in 12 games as a redshirt freshman, contributing 16 tackles (8 solo), 2.5 tackles for a loss (5 yds.) and one fumble recovery... Recorded at least one tackle in 10-of-12 outings.

2011: Ray redshirted as a true freshman at Missouri.


HIGH SCHOOL: Ray played defensive end at Bishop Miege High School in Roeland Park, Kan., earning first-team all-state honors as a senior and leading his team to a state title as a junior... Compiled 231 tackles, 48 tackles for loss, 25.5 sacks and seven forced fumbles in his junior and senior campaigns.

PERSONAL: Ray majored in agriculture at the University of Missouri... His father, Wendell, played football at Missouri and was selected by Minnesota in the fifth round of the 1981 NFL Draft... Shane Ray was born on May 18, 1993, in Shawnee Mission, Kan.

RAY'S COLLEGIATE RECORD — MISSOURI

Year	School	G	S	UT	A	TT	S-Yds.	I-Yds.	PD	FF	FR	TD-Int.	TD-FR	S	Pts.
2011	Missouri						REDSHIRTED								
2012	Missouri	12	0	8	8	16	0-0	0-0	0	0	1	0-0	0-0	0	0
2013	Missouri	14	0	27	12	39	4.5-37	0-0	0	2	1	0-0	1-73	0	6
2014	Missouri	14	14	47	18	65	14.5-94	0-0	1	3	0	0-0	0-0	0	0
CAREER TOTALS		40	14	82	38	120	19-131	0-0	1	5	2	0-0	1-73	0	6

ADDITIONAL STATISTICS: Returned a fumble 73 yards for a touchdown vs. Oklahoma State (1/3/14).



TY SAMBRAILO

74

OFFENSIVE TACKLE

6-5 • 315 • COLORADO STATE

BORN: March 10, 1992, in Watsonville, Calif.

HIGH SCHOOL: St. Francis Catholic High School, Watsonville, Calif.

DRAFTED: Second Round (59th overall)

COLLEGE GAMES PLAYED/STARTED: 48/42

COLLEGE MAJOR: Business Administration



SAMBRAILO AT A GLANCE:

- An offensive tackle who started 42-of-48 games during his career at Colorado State University, seeing time at all five positions along the offensive line in four seasons with the Rams.
- Voted first-team All-Mountain West Conference as a senior in 2014 after grading out to 90 percent or above in each contest while adding more than 60 knockdown blocks at left tackle.
- Helped lead the Rams in 2014 to their best record (10-3) since 2000 while blocking for a 4,000-yard passer (Garrett Grayson - 4,006) and a 1,200-yard rusher (Dee Hart - 1,275).
- Chosen as a second-team All-MWC pick following his junior campaign in 2013 after starting all 14 games at left tackle and helping the Rams set school records for points (507) and yards per game (470.8).
- Played in the Reese's Senior Bowl on Jan. 24, 2015, in Mobile, Ala.
- Named the Santa Cruz Coast Athletic League Offensive and Defensive Lineman of the Year following his senior campaign at St. Francis Catholic High School in Watsonville, Calif.
- Selected by the Broncos in the second round (59th overall) of the 2015 NFL Draft.



2014: Sambrailo was voted first-team All-Mountain West Conference as a senior after starting all 11 games played at left tackle... Graded out to 90 percent or above in every game while adding more than 60 knockdown blocks... Missed Games 2-3 with a knee injury suffered in the season opener... Helped lead the Rams to their best record (10-3) since 2000 while blocking for a 4,000-yard passer (Garrett Grayson - 4,006) and a 1,200-yard rusher (Dee Hart - 1,275).

2013: Sambrailo started all 14 games at left tackle en route to earning second-team All-Mountain West honors... Assisted the Rams in setting school records for points (507) and yards per game (470.8) in addition to topping the 500-yard mark a school-record eight times... Helped block for Kapri Bibbs' school- and conference-record 31 rushing touchdowns.

2012: Sambrailo played 12 games (10 starts) in his redshirt sophomore campaign, earning starts at left tackle, left guard, right tackle and right guard... Played all five positions over the course of the season.

2011: Sambrailo appeared in 11 games (7 starts) at tackle and as an extra tight end... Made his collegiate debut at New Mexico (9/3)... Started his first career game at left tackle at Utah State (9/24).

2010: Sambrailo redshirted as a true freshman at Colorado State.

HIGH SCHOOL: Sambrailo was named the Santa Cruz Coast Athletic League Offensive and Defensive Lineman of the Year following his senior campaign at St. Francis Catholic High School in Watsonville, Calif... Played offensive tackle, defensive line, tight end and kicker for his high school team... Garnered all-state recognition his senior year... Lettered in soccer, basketball and baseball in addition to handling kicking duties for the football team his junior season.

PERSONAL: Sambrailo, who majored in business administration at Colorado State University, is an avid skier who earned USSA titles in the slalom, giant slalom and super-G events for his age group... Played in the Reese's Senior Bowl on Jan. 24, 2015, in Mobile, Ala... His grandfather, Bill Sambrailo, played football at Santa Clara University... Last name is pronounced sam-BRI-low... Tyler Williams Sambrailo was born on March 10, 1992, in Watsonville, Calif.

SAMBRAILO'S COLLEGIATE RECORD — COLORADO STATE

Year	School	G	S
2010	Colorado State	REDSHIRTED	
2011	Colorado State	11	7
2012	Colorado State	12	10
2013	Colorado State	14	14
2014	Colorado State	11	11
CAREER TOTALS		48	42



JEFF HEUERMAN

82

TIGHT END



6-5 • 255 • OHIO STATE

BORN: Nov. 24, 1992, in Naples, Fla.

HIGH SCHOOL: Barron Collier High School, Naples, Fla.

DRAFTED: Third Round (92nd overall)

COLLEGE GAMES PLAYED/STARTED: 51/36

COLLEGE MAJOR: Economics

HEUERMAN AT A GLANCE:

- A tight end who played 51 career games (36 starts) at Ohio State University, totaling 52 receptions for 792 yards (15.2 avg.) with seven touchdowns in four seasons.
- Tallied 17 catches for 207 yards (12.2 avg.) with two touchdowns as a senior team co-captain, helping the Buckeyes to the 2014 College Football Playoff National Championship.
- Named a second-team All-Big Ten Conference selection in 2014 and was on the John Mackey Award (nation's top tight end) midseason watch list.
- Started all 14 games played as a junior in 2013, recording career highs in receptions (26), receiving yards (466) and touchdowns (4).
- Competed in all 12 games (9 starts) and posted eight catches for 94 yards (11.8 avg.) with one touchdown in Ohio State's undefeated season in 2012.
- Earned all-conference, all-area and all-district honors as a senior at Barron Collier High School in Naples, Fla.
- Selected by the Broncos in the third round (92nd overall) of the 2015 NFL Draft.



2014: Heuerman was one of Ohio State University's co-captains, starting 14-of-15 games played and tallying 17 catches for 207 yards (12.2 avg.) with two touchdowns... Helped lead the Buckeyes to the College Football Playoff National Championship... Named a second-team All-Big Ten Conference selection and was on the John Mackey Award (nation's top tight end) midseason watch list... Posted a season-high five catches for 74 yards with one touchdown vs. Indiana (11/22/14).

2013: Heuerman started all 14 games as a junior, recording career highs in receptions (26), receiving yards (466) and touchdowns (4) while earning All-Big Ten honorable mention honors... Led all Buckeyes receivers with 17.9 yards per reception... Named the Mackey Award Player of the Week following his career-best five-catch, 116-yard receiving outing vs. Purdue (11/2/13).

2012: Heuerman started 9-of-12 games played for the undefeated Buckeyes... Recorded eight receptions for 94 yards (11.8 avg.) with one touchdown... Scored his first collegiate touchdown on an 18-yard catch vs. Nebraska (10/6/12).

2011: Heuerman played 10 games as a true freshman and totaled one catch for 25 yards.

HIGH SCHOOL: Heuerman earned all-conference, all-area and all-district honors as a senior at Barron Collier High School in Naples, Fla... Led Barron Collier to three District 3A titles.

PERSONAL: Heuerman played hockey for eight years and competed on the junior circuit... His father, Paul, was a basketball captain at Michigan and his brother, Mike, is currently a tight end at Notre Dame... Last name is pronounced HIRE-mun... Jeff Heuerman was born on Nov. 24, 1992, in Naples, Fla.

HEUERMAN'S COLLEGIATE RECORD — OHIO STATE

Year	School	G	S	RECEIVING				LG	TD	SCORING							
				No.	Yds.	Avg.				TD	TDr	TDp	TDrt	2pt.	Pts.		
2011	Ohio State	10	0	1	25	25.0		25	0	0	0	0	0	0	0		
2012	Ohio State	12	9	8	94	11.8		35	1	1	1	0	0	0	6		
2013	Ohio State	14	14	26	466	17.9		57	4	4	4	0	0	0	24		
2014	Ohio State	15	14	17	207	12.2		32	2	2	2	0	0	0	12		
CAREER TOTALS		51	36	52	792	15.2		57	7	7	7	0	0	0	42		



MAX GARCIA

73

CENTER/GUARD

6-4 • 310 • FLORIDA

BORN: Nov. 9, 1991, in Norcross, Ga.

HIGH SCHOOL: Norcross (Ga.) High School

DRAFTED: Fourth Round (133rd overall)

COLLEGE GAMES PLAYED/STARTED: 39/37

COLLEGE MAJOR: Family, Youth and Community Sciences



GARCIA AT A GLANCE:

- A versatile offensive lineman who started 37-of-39 games played at the University of Florida and the University of Maryland, earning starts at left tackle, left guard and center.
- Earned second-team All-Southeastern Conference honors after starting all 13 games at center his redshirt senior season for the Gators and grading out to more than 97 percent in his 757 snaps played.
- Voted one of Florida's captains as well as Offensive co-MVP by his teammates in 2014 and was named SEC Offensive Lineman of the Week on two occasions.
- Started all 12 games in his first year in action with the Gators at left guard and left tackle after sitting out the 2012 season due to NCAA transfer rules.
- Opened all 12 games at left tackle for the Terrapins during his sophomore campaign in 2011.
- Named an honorable mention Class 5A All-Georgia selection his senior year at Norcross (Ga.) High School in addition to competing in the shot put and discus track events.
- Selected by the Broncos in the fourth round (133rd overall) of the 2015 NFL Draft.



2014: Garcia was voted second-team All-Southeastern Conference as a senior after starting all 13 games at center for the Gators following an offseason transition from left tackle and left guard... Graded out to more than 97 percent in his 757 snaps played... Voted one of the team's captains and was selected as Offensive co-MVP by his teammates... Was on the Rimington Trophy (nation's top center) watch list... Named SEC Offensive Lineman of the Week on two occasions... Paved the way for 187.7 rushing yards per game by the Gators, including five contests with more than 200 yards and a season-high 418 yards against Georgia (11/1)... Earned the school's Gene Elleson Community Service Award for his efforts off the field.

2013: Garcia started all 12 games and saw action at both left tackle and left guard in his first year competing with the Gators... Anchored the offensive line after being the only starter to not miss time due to injury.

2012: Garcia redshirted due to NCAA transfer rules in his first year with Florida... Named the scout team player of the week on three occasions.

2011: Garcia started all 12 games for the University of Maryland at left tackle... Made his first start vs. Miami (9/5).


2010: Garcia appeared in two games for the Terrapins as a true freshman... Made his collegiate debut vs. Florida State (11/20) as a reserve tackle.

HIGH SCHOOL: Garcia was named honorable mention Class 5A All-Georgia his senior year at Norcross (Ga.) High School... Competed in the shot put and discus track events... Traveled to Australia in the summer of 2009 to compete in World Track meet.

PERSONAL: Garcia majored in Family, Youth and Community Sciences at Florida... Played in the 2015 Senior Bowl and Medal of Honor Bowl following his collegiate career... Max Garcia was born on Nov. 9, 1991, in Norcross, Ga.

GARCIA'S COLLEGIATE RECORD — MARYLAND/FLORIDA

Year	School	G	S
2010	Maryland	2	0
2011	Maryland	12	12
2012	Florida	REDSHIRTED	
2013	Florida	12	12
2014	Florida	13	13
CAREER TOTALS		41	37



LORENZO DOSS

38

CORNERBACK

5-11 • 187 • TULANE

BORN: Nov. 9, 1991, in New Orleans

HIGH SCHOOL: St. Augustine High School, New Orleans

DRAFTED: Fifth Round (164th overall)

COLLEGE GAMES PLAYED/STARTED: 37/34

COLLEGE MAJOR: Public Relations



DOSS AT A GLANCE:

- A cornerback who started 34-of-37 games played in his three-year career at Tulane University, finishing with 126 tackles (94 solo), 15 interceptions, 35 passes defended, one sack and two fumble recoveries.
- Owns the second most career interceptions (15) in Green Wave history with his 271 interception return yards ranking first in school annals.
- Earned second-team All-American Athletic Conference and All-Louisiana honors in 2014 after starting all 12 games for Tulane and posting 48 tackles (36 solo), three interceptions and 12 passes defended.
- Named a second-team All-American and first-team All-Conference USA selection following his sophomore campaign in which he recorded 34 tackles (25 solo), seven interceptions and 16 passes defended.
- Selected to the C-USA All-Freshman Team and earned honorable mention All-Conference USA recognition in 2012 after leading his squad with five interceptions and tallying 44 tackles (33 solo).
- Competed as a member of Tulane's track and field program where he competed in the 100-meter dash as well as the 4x100-meter and 4x400-meter relay teams.
- Helped lead St. Augustine High School in New Orleans to a pair of state playoff appearances while earning Class 4A all-state honors as a senior.
- Selected by the Broncos in the fifth round (164th overall) of the 2015 NFL Draft.



2014: Doss started all 12 games as a junior and earned second-team All-American Athletic Conference and All-Louisiana honors at Tulane University... Recorded 48 tackles (36 solo), three interceptions and 12 passes defended... Named to the Chuck Bednarik Award, Bronko Nagurski Trophy and Walter Camp Player of the Year Preseason Watch Lists.

2013: Doss started all 13 games for Tulane and claimed second-team All-America status (Sports Illustrated and Walter Camp Foundation) in addition to first-team All-Conference USA honors after leading the Green Wave with seven interceptions... Added 34 tackles (25 solo) and 16 passes defended to go along with 185 interception return yards—including two touchdowns... Named C-USA Defensive Player of the Week and Thorpe Award Defensive Back of the Week after picking off two passes and returning one 59 yards for a score vs. North Texas (10/5)... Scored on a 69-yard interception return at FAU (11/2).

2012: Doss played 12 games (9 starts) during his true freshman season and was named to the C-USA All-Freshman Team... Earned honorable mention all-conference honors after posting 44 tackles (33 solo), five interceptions and seven passes defended... Set a school freshman record with five interceptions... Named Louisiana Co-Defensive Player of the Week after picking off a pair of passes vs. UAB (10/27).

HIGH SCHOOL: Doss helped lead St. Augustine High School in New Orleans to a pair of state playoff appearances, including a district title as a senior... Named an honorable mention 4A all-state selection and a first-team All-District 10-4A pick as a senior after catching 15 passes for 330 yards (22.0 avg.)... Named first-team All-District 10-5A and second-team all-metro as a junior... Selected to represent Orleans Parish in the 2011 Lake Pontchartrain All-Star Classic... Lettered four years in baseball and twice in track and field.

PERSONAL: Doss majored in public relations at Tulane... His brother, Lee, played football at Southern University... Lorenzo Doss was born on April 22, 1994, in New Orleans.

DOSS' COLLEGIATE RECORD — TULANE

Year	School	G	S	UT	A	TT	S-Yds.	I-Yds.	PD	FF	FR	TD-Int.	TD-FR	S	Pts.
2012	Tulane	12	9	33	11	44	0-0	5-79	7	0	1	0	0	0	0
2013	Tulane	13	13	25	9	34	0-0	7-185	16	0	1	2	0	0	12
2014	Tulane	12	12	36	12	48	1-13	3-7	12	0	0	0	0	0	0
CAREER TOTALS		37	34	94	32	126	1-13	15-271	35	0	2	2	0	0	12



DARIUS KILGO

98

NOSE TACKLE

6-3 • 319 • MARYLAND

BORN: Dec. 14, 1991, in Matthews, N.C.

HIGH SCHOOL: Weddington High School, Matthews, N.C.

DRAFTED: Sixth Round (203rd overall)

COLLEGE GAMES PLAYED/STARTED: 42/36

COLLEGE MAJOR: Crimology and Criminal Justice



KILGO AT A GLANCE:

- A three-year starter at nose tackle for the University of Maryland who opened 36-of-42 games played, totaling 123 tackles (72 solo), 5.5 sacks (40 yds.), three passes defended, one forced fumble and five fumble recoveries.
- Named an honorable mention All-Big Ten Conference selection following his senior year in 2014 after posting a career-high 41 tackles (29 solo) to go along with two sacks (16 yds.) and three fumble recoveries.
- Served on Maryland's leadership council in 2013 and started 12-of-13 games for the Terrapins, registering 37 tackles (16 solo) and two sacks (13 yds.).
- Opened 11-of-12 games played during his sophomore campaign, totaling 40 tackles (23 solo) and 1.5 sacks (11 yds.).
- Competed as a two-way lineman at Weddington (N.C.) High School, amassing more than 150 tackles, nine sacks and five forced fumbles combined between his junior and seniors seasons.
- Selected by the Broncos in the sixth round (203rd overall) of the 2015 NFL Draft.



2014: Kilgo was named an honorable mention All-Big Ten Conference selection as a senior after contributing a career-best 41 tackles (29 solo), two sacks (16 yds.) and three fumble recoveries for the University of Maryland... Tallied three or more tackles in six outings... Notched four tackles, one sack and recovered a fumble against West Virginia (9/13)... Posted six tackles, one fumble recovery and one sack vs. Iowa (10/18).

2013: Kilgo served on Maryland's leadership council as a junior and started 12-of-13 games, registering 37 tackles (16 solo) and two sacks (13 yds.)... Finished with a career-high eight tackles vs. Connecticut (9/14)... Posted three or more tackles in five games.

2012: Kilgo started 11-of-12 games played at nose tackle, totaling 40 tackles (23 solo), five tackles for a loss, one forced fumble and one fumble recovery... Notched his first collegiate sack in his first career start vs. William and Mary (9/1)... Recorded a season-high seven tackles (4 solo) vs. Georgia Tech (11/3).

2011: Kilgo played five games as a reserve defensive lineman for Maryland, contributing five tackles (4 solo) on the year... Made his collegiate debut vs. Towson (10/1).

2010: Kilgo redshirted as a true freshman at Maryland.

HIGH SCHOOL: Kilgo recorded 67 tackles, four sacks and two forced fumbles as a senior at Weddington (N.C.) High School... Received all-conference and all-country honors as a junior, finishing with 83 tackles, five sacks and three forced fumbles... Lettered in basketball and indoor track and field.

PERSONAL: Kilgo majored in criminology and criminal justice at Maryland... Darius Kilgo was born on Dec. 14, 1991, in Weddington, N.C.

KILGO'S COLLEGIATE RECORD — MARYLAND

Year	School	G	S	UT	A	TT	S-Yds.	I-Yds.	PD	FF	FR	TD-Int.	TD-FR	S	Pts.
2010	Maryland						REDSHIRTED								
2011	Maryland	5	0	4	1	5	0-0	0-0	0	0	0	0	0	0	0
2012	Maryland	12	11	23	17	40	1.5-11	0-0	1	1	1	0	0	0	0
2013	Maryland	13	12	16	21	37	2-13	0-0	1	0	1	0	0	0	0
2014	Maryland	13	13	29	12	41	2-16	0-0	1	0	3	0	0	0	0
CAREER TOTALS		42	36	72	51	123	5.5-40	0-0	3	1	5	0	0	0	0



TREVOR SIEMIAN

3

QUARTERBACK

6-3 • 215 • NORTHWESTERN

BORN: Dec. 26, 1991, in Windermere, Fla.

HIGH SCHOOL: Olympia High School, Windermere, Fla.

DRAFTED: Seventh Round (250th overall)

COLLEGE GAMES PLAYED/STARTED: 44/14

COLLEGE MAJOR: Communications Studies



SIEMIAN AT A GLANCE:

- A quarterback who played 44 games (14 starts) in his career at Northwestern University, completing 550-of-934 passes (58.9%) for 5,931 yards with 27 touchdowns and 24 interceptions in addition to rushing for six touchdowns.
- Finished his career ranked fourth all-time at NU in career passing yardage (5,931), fourth in completions (550), sixth in total offense (5,908 yds.) and seventh passing touchdowns (27), despite only starting 14 games.
- Started all 11 games played during his senior season in 2014, completing 228-of-392 passes (58.2%) 2,214 yards with seven touchdown and 11 interceptions in addition to rushing for five scores before missing the remainder of the season with a torn ACL.
- Saw action in all 12 games (2 starts) as a junior in 2013, completing 178-of-298 passes (59.7%) for 2,149 yards with 11 touchdowns and nine interceptions.
- Played 13 games (1 start) as a sophomore, totaling 1,312 yards with six touchdowns and three interceptions on 120-of-218 passing (58.7%).
- Threw for an Orange County-record 6,144 career yards and 53 touchdowns in three seasons at Olympia High School in Windermere, Fla., and was named the *Orlando Sentinel's* 2009 Central Florida Offensive Player of the Year.
- Selected by the Broncos in the seventh round (250th overall) of the 2015 NFL Draft.



2014: Siemian started all 11 games played his redshirt senior season, recording 228 completions on 392 attempts for 2,214 yards with seven touchdown and 11 interceptions in addition to five rushing touchdowns before missing the remainder of the season with a torn ACL... Selected as a team co-captain... Threw for 273 yards on a career-high-matching 32 completions vs. Michigan (11/8)...Completed 30 passes for a season-high 284 yards in engineering 43-40 overtime win at Notre Dame (11/15).

2013: Siemian saw action in all 12 games (2 starts) as a junior, completing 178-of-298 passes for 2,149 yards with 11 touchdowns and nine interceptions... Named Academic-All Big Ten... Made his first start of the year vs. Minnesota (10/19) and completed a 25 passes.

2012: Siemian played 13 games (1 start) as a sophomore, posting 128 completions on 218 attempts for 1,312 yards with six touchdown and three interceptions... Threw for 308 yards on 22-of-32 passing in a 44-29 win in his first career vs. Indiana (9/29).

2011: Siemian played eight games in reserve and completed 16-of-26 passes for 256 yards with three touchdowns and one interception.

2010: Siemian redshirted as a true freshman at Northwestern.

HIGH SCHOOL: Siemian threw for an Orange County-record 6,144 career yards and 53 touchdowns in three seasons at Olympia High School and was named the Orlando Sentinel's 2009 Central Florida Offensive Player of the Year... Selected a first-team All-Central Florida pick in 2009 and a second-team choice in 2008 as well as first-team all-metro in 2009... Lettered in baseball.

PERSONAL: Siemian majored in communication studies... Last name is pronounced sim-EE-in... Trevor Siemian was born on Dec. 26, 1991, in Winderemer, Fla.

SIEMIAN'S COLLEGIATE RECORD — NORTHWESTERN

Year	School	P/S	Att.	Comp.	Yds.	Pct.	TD	INT	LG	Rtg.	Rush Att.	Yds.	Avg.	LG	TD
2010	Northwestern														
2011	Northwestern	8/0	26	16	256	61.5	3	1	62	174.6	5	19	3.8	14	0
2012	Northwestern	13/1	218	120	1,312	58.7	6	3	42	115.6	21	48	2.3	14	1
2013	Northwestern	12/2	298	178	2,149	59.7	11	9	67	126.4	48	33	0.7	15	0
2014	Northwestern	11/11	392	228	2,214	58.2	7	11	60	105.9	68	-123	-1.8	16	5
CAREER TOTALS		44/14	934	550	5,931	58.9	27	24	67	116.6	142	-23	-0.2	16	6



TAUREAN NIXON

39

CORNERBACK

5-10 • 187 • TULANE

BORN: Feb. 7, 1991, in New Orleans

HIGH SCHOOL: Southern Lab School, Baton Rouge, La.

DRAFTED: Seventh Round (251st overall)

COLLEGE GAMES PLAYED/STARTED: 38/21

COLLEGE MAJOR: Digital Design



NIXON AT A GLANCE:

- A cornerback who started 21-of-38 games in his collegiate career at Tulane University and the University of Memphis, totaling 92 tackles (71 solo), two interceptions, nine passes defended, one forced fumble and one fumble recovery.
- Began his career at Memphis, where he started 13-of-18 games played before transferring to Tulane following the 2011 season.
- Played 20 games (8 starts) games for the Green Wave after sitting out the 2012 season due to NCAA transfer rules and totaled 44 tackles (33 solo), one interception and six passes defended in his two seasons with the school.
- Competed as a member of Tulane's track and field program where he competed in the 100-meter dash and the 4x100-meter relay.
- Helped lead Southern Lab High School in Baton Rouge, La., to three trips to the state playoffs and was named first-team all-state, all-metro and all-district in addition to District Defensive MVP.
- Claimed high school state titles in the 4x100 and 4x200 relays and the 100-meter dash in addition to placing second in the 200-meter dash as a senior.
- Selected by the Broncos in the seventh round (251st overall) of the 2015 NFL Draft.



2014: Nixon started 8-of-11 games played as a senior for Tulane University, racking up 31 tackles (22 solo), one interception and five passes defended... Made his first interception as a Green Wave vs. Tulsa (8/28) and recorded his first career fumble recovery vs. Southeastern Louisiana (9/13).

2013: Nixon appeared in nine games as a junior in his first year of action with Tulane... Registered 13 tackles (11 solo, 2 assists) and a pass defended to go along with three special-teams stops.

2012: Nixon redshirted due to NCAA transfer rules in his first year with Tulane.

2011: Nixon started 9-of-10 games played in his final season at the University of Memphis, registering a career-best 33 tackles (29 solo), one interception (-5 yds.) and one forced fumble... Logged a career-high nine tackles (7 solo) at Arkansas State (9/10)... Pulled down his first career interception vs. Austin Peay (9/17).

2010: Nixon saw action in eight games (4 starts) as a true freshman, finishing with 15 tackles (9 solo) and two passes defended... Added four kickoff returns for 53 yards (13.3. avg.).

HIGH SCHOOL: Nixon helped lead Southern Lab High School in Baton Rouge, La., to three trips to the state playoffs and was named first-team all-state, all-metro and all-district in addition to District Defensive MVP as a senior... Earned second-team all-state recognition on special teams after scoring nine total touchdowns via kickoff and punt return in 2009... Selected to participate in the U.S. Army Red Stick All-Star Game and also played in the Max Emfinger All-American Bowl... Claimed high school state titles in the 4x100 and 4x200 relays and the 100-meter dash in addition to second place in the 200-meter dash as a senior.

PERSONAL: Nixon majored in digital design at Tulane... His father, Tedrick, played college football at Southern University... First name is pronounced torian.. Taurean Ellis Nixon was born on Feb. 7, 1991, in Baton Rouge, La.

NIXON'S COLLEGIATE RECORD — MEMPHIS/TULANE

Year	School	G	S	UT	A	TT	S-Yds.	I-Yds.	PD	FF	FR	TD-Int.	TD-FR	S	Pts.
2010	Memphis	8	4	9	6	15	0-0	0-0	2	0	0	0	0	0	0
2011	Memphis	10	9	29	4	33	0-0	1--5	1	1	0	0	0	0	0
2012	Tulane						REDSHIRTED								
2013	Tulane	9	0	11	2	13	0-0	0-0	1	0	0	0	0	0	0
2014	Tulane	11	8	22	9	31	0-0	1-22	5	0	1	0	0	0	0
CAREER TOTALS		38	21	71	21	92	0-0	2-17	10	1	1	0	0	0	0



JOSH FURMAN

41

SAFETY



6-1 • 210 • OKLAHOMA STATE

BORN: Nov. 1, 1991, in Annapolis, Md.

HIGH SCHOOL: Old Mill High School, Millersville, Md.

DRAFTED: Seventh Round (252nd overall)

COLLEGE GAMES PLAYED/STARTED: 45/15

COLLEGE MAJOR: General Studies

FURMAN AT A GLANCE:

- A safety who played 45 games (15 starts) at Oklahoma State University and the University of Michigan, racking up 93 tackles (68 solo), seven sacks (42 yds.), one interception (35 yds.) and six passes defended during his career.
- Began his career at Michigan, where he played 32 games (3 starts) during his four years in Ann Arbor and totaled 29 tackles (18 solo) and one blocked punt.
- Started 12-of-13 games at linebacker in his lone season at Oklahoma State in 2014, producing 64 tackles (50 solo), seven sacks (42 yds.), one interception (35 yds.) and five passes defended.
- Ranked second on the Cowboys with seven sacks and also added 14 tackles for a loss in 2014.
- Led Old Mill High School in Millersville, Md., to a state championship in 2009 as a running back and defensive back, posting 60 tackles, nine tackles for a loss, three sacks, three forced fumbles, three interceptions and two fumble recoveries.
- Selected by the Broncos in the seventh round (252nd overall) of the 2015 NFL Draft.



2014: Furman transitioned from safety to linebacker after joining Oklahoma State University as a graduate transfer from the University of Michigan and started 12-of-13 games for the school... Ended the season with 64 tackles (50 solo), seven sacks (42 yds.), one interception (35 yds.) and five passes defended... Recorded multiple tackles in every game... Recorded 10 tackles, including two sacks, vs. Iowa State (10/26)... Collected his first career interception vs. Kansas (11/9) and returned it 35 yards.

2013: Furman played eight games (3 starts) during his redshirt junior season at Michigan, posting 11 tackles (8 solo) and one pass defended... Made his first career start vs. Central Michigan (9/1) and posted five tackles.

2012: Furman saw action in 12 games as a reserve safety in addition to contributing on special teams for the Wolverines... Totaled eight tackles (5 solo) on the season.

2011: Furman appeared in 12 games as a redshirt freshman and recorded 10 tackles (5 solo)... Blocked a punt vs. Nebraska (11/20).

2010: Furman redshirted as a true freshman at Michigan.

HIGH SCHOOL: Furman led Old Mill High School in Millersville, Md., to a state championship in 2009 as a running back and defensive back, posting 60 tackles, nine tackles for a loss, three sacks, three forced fumbles, three interceptions and two fumble recoveries.... Carried the ball 239 times for 2,285 yards (9.6 avg.) and scored 31 touchdowns in 11 games as a senior... Named the *Baltimore Sun* Co-Offensive Player of the Year following his senior season... Awarded the Rhodes Trophy as the Anne Arundel County Player of the Year in 2009... Recorded 87 tackles, 25 tackles for loss, eight sacks, six forced fumbles and two blocked punts as a junior.

PERSONAL: Furman graduated with a degree in general studies from Michigan... His father, Tyrone, played football at Maryland ... Joshua Furman was born Nov. 1, 1991, in Millersville, Md.

FURMAN'S COLLEGIATE RECORD — OK. STATE/MICHIGAN

Year	School	G	S	UT	A	TT	S-Yds.	I-Yds.	PD	FF	FR	TD-Int.	TD-FR	S	Pts.
2010	Michigan						REDSHIRTED								
2011	Michigan	12	0	5	5	10	0-0	0-0	0	0	0	0	0	0	0
2012	Michigan	12	0	5	3	8	0-0	0-0	0	0	0	0	0	0	0
2013	Michigan	8	3	8	3	11	0-0	0-0	1	0	0	0	0	0	0
2014	Oklahoma St.	13	12	50	14	64	7-42	1-35	5	1	0	0	0	0	0
CAREER TOTALS		45	15	68	25	93	7-42	1-35	6	1	0	0	0	0	0

DID YOU KNOW?

A rookie college free agent has made the Broncos' active roster out of training camp in each of the last 11 seasons. Overall, 18 college free agents have made Denver's season-opening roster since 1997.

COLLEGE FREE AGENTS

47 ZAIRE ANDERSON

5-11 • 220 • NEBRASKA

INSIDE LINEBACKER

Zaire Anderson is a rookie inside linebacker from the University of Nebraska who joined the Broncos as a college free agent on May 5, 2015... Started 18-of-28 games in three seasons at Nebraska after beginning his career at Riverside (Calif.) City College... Registered 159 tackles (77 solo), five sacks (38 yds.), six passes defended three forced fumbles and two fumble recoveries... Led the Cornhuskers with 103 tackles (48 solo) in addition to recording two sacks (16 yds.), five passes defended, three forced fumbles and two fumble recoveries as a redshirt senior, earning honorable-mention All-Big Ten Conference honors... Notched four double-digit tackle efforts in 2014, including a career-high 14 stops at Iowa (11/28)... Played 12 games (5 starts) as a junior, totaling 52 tackles (28 solo), three sacks (22 yds.) and one pass defended... Delivered a season-high two sacks (15 yds.) at Michigan (11/9)... Suffered a knee injury in the third game of his sophomore season and was granted a medical hardship... Recorded 95 tackles, 6.5 sacks and two passes defended in 2011 at Riverside CC... Named a JC Gridwire All-American and the National Division East Conference Defensive Player of the Year in 2010 after finishing the year with 92 tackles, 17 tackles for a loss and nine sacks... Played prep ball at Frankford High School in Philadelphia, where he was named a first-team All-Philadelphia Public selection his senior season... Earned his degree in child, youth and family sciences in 2014 and played his senior season as a graduate student at Nebraska... Zaire Anderson was born on Aug. 18, 1992, in Philadelphia.

33 TEVRIN BRANDON

5-10 • 180 • MONMOUTH

CORNERBACK

Tevrin Brandon is a rookie cornerback from Monmouth (N.J.) University who was signed by the Broncos to a future contract on Jan. 29, 2015... Played for the Brooklyn Bolts of the Fall Experimental Football League in 2014... Started all 12 games played as a senior in 2013 for Monmouth after beginning his career at the University of Connecticut... Recorded 41 tackles (43 solo), three interceptions and 15 passes defended in addition to blocking a pair of kicks in his lone season with the Hawks... Appeared in 22 contests for UConn, finishing with six tackles, one forced fumble and one fumble recovery in 2011... Attended Bethlehem (Penn.) Catholic High School, where he was named all-state honorable mention and second-team Lehigh Valley in 2008... Intercepted eight passes and made 51 tackles as a senior... Tevrin Brandon was born on Dec. 9, 1990, in Bethlehem, Pa.

60 ANDRE DAVIS

6-4 • 320 • BUFFALO

GUARD

Andre Davis is a rookie guard from the University of Buffalo who joined the Broncos as a college free agent on May 12, 2015... Started 48 games during his career at Buffalo and was part of an offensive line that helped running back Brandon Oliver set the school record for career rushing yards (4,094)... Anchored the Bulls' offensive line, starting all 13 games in 2013 and helping pave the way for 2,063 team rushing yards... Started all 12 games his junior season in 2012 and was given the program's Workhorse Award for playing the most snaps on the team... Began his career as a defensive lineman before making the transition to offensive line after his true freshman season... Prepved at Maryvale High School in Cheektowaga, N.Y., where he was named a two-time all-conference performer... Totaled 36 tackles, six sacks, one blocked field goal and one defensive touchdown during his senior season despite playing only four games... Earned multiple letters in basketball... Andre Davis was born on Dec. 1, 1991, in Cheektowaga, N.Y.

62 DILLON DAY

6-4 • 299 • MISSISSIPPI STATE

CENTER

Dillon Day is a rookie center from Mississippi State University who joined the Broncos as a college free agent on May 5, 2015... He opened 46-of-51 games at center during his collegiate career... Anchored a Bulldogs offensive line in 2014 that set 15 school records and won 10 games for the first time since 1999... Selected as a team captain by his peers during his senior year... Named to the 2012 Rimington Trophy (nation's best center) Watch List... Earned Southeastern Conference Academic Honor-Roll distinction following his freshman and sophomore seasons... Played offensive tackle at West Monroe (La.) High School, leading the team to a state championship his senior year and a state runner-up finish his junior season... Earned a bachelor's degree in clinical exercise physiology... Dillon Anthony Day was born on Oct. 17, 1991, in West Monroe, La.

42 JOE DON DUNCAN

6-3 • 268 • DIXIE STATE

TIGHT END/FULLBACK

Joe Don Duncan is a rookie tight end/fullback from Dixie State University who joined the Broncos as a college free agent on March 11, 2015... Started all 20 games at Dixie State from 2011-13 and totaled 135 catches for 1,994 yards (14.7 avg.) with 22 touchdowns... Began his career at Sacramento State University in 2008 and transferred to El Camino Community College for the 2009 and '10 seasons... Left DSU as the school's second-all time leading receiver (1,994 yards)... Named Associated Press Little All-American and First-Team All-Great Northwest Athletics Conference as a senior, totaling 71 catches for 1,045 yards (14.7 avg.) with 13 touchdowns... Became the first player in school history with a 1,000-yard receiving season and is the school's single-season touchdown leader (13)... Missed the entire 2012 season with a knee injury... Started 10 games in 2011, finishing with 64 receptions for 949 yards with nine touchdowns... Led all tight ends in bench press reps (35) at the 2014 NFL Rookie Combine... Attended Notre Dame High School in Riverside, Calif.... Joe Don Duncan was born on Sept. 17, 1990, in Corona, Calif.

45 DANNY MASON

6-3 • 235 • TEXANS A&M-COMMERCE

OUTSIDE LINEBACKER

Danny Mason is a rookie linebacker from Texas A&M-Commerce who was signed by the Broncos to a future contract on Jan. 5, 2015... Named a finalist for the Indoor Football League Rookie of the Year in 2014 while playing with the Colorado Ice... Appeared in 37 games (30 starts) during his collegiate career with the Lions, totaling 272 tackles... Recorded 170 tackles, four sacks (21 yds.), two interceptions and 10 passes defended during his junior and senior seasons... Named the Lone Star Linebacker of the Year and a first-team Lone Star Conference selection following the 2012 season in which he ranked third nationally with 115 defensive stops... Totaled 15 tackles in a game on three occasions his senior campaign... Earned all-district first-team offensive and defensive honors at Shawnee High School in Louisville, Ky., helping the team make the playoffs for the first time in school history... Selected to play in the East/West All-Star Game following his senior year... Was also a four-year letterwinner in football and basketball... Majored in criminal justice at Texas A&M-Commerce... Danny Mason was born on Oct. 14, 1990, in Louisville, Ky.

93 CHUKA NDULUE

6-3 • 289 • OKLAHOMA

NOSE TACKLE

Chuka Ndulue is a rookie nose tackle from the University of Oklahoma who joined the Broncos as a college free agent on May 5, 2015... Started 32-of-45 games at defensive tackle for the Sooners, totaling 140 tackles (67 solo) and 12 sacks (46 yds.)... Named to the All-Big 12 Conference Second Team his senior year after starting all 13 games played and finishing with 49 tackles (23 solo) and 3.5 sacks (16 yds.)... Played 12-of-13 games with nine starts his junior season, ending his campaign with 42 tackles (20 solo) and 2.5 sacks (17 yds.)... Started 10-of-13 games his sophomore year, totaling 45 tackles (23) and a team-leading five sacks (12 yds.)... Played prep football at Dallas Jesuit Prep and was voted first-team all-district (UIL 8-5A) as a senior after recording 50 tackles, eight sacks, 10 tackles for loss, two forced fumbles and one fumble recovery in 2009... Selected to participate in the Tom Hillary DFW Private All-Star Game... Speaks three languages: English, French and Ibo, a Nigerian dialect... Name is pronounced CHOO-kuh en-DOO-loo-ay... Chuka Ndulue was born on Aug. 17, 1991 in Dallas.

83 DAVID PORTER

6-0 • 197 • TEXAS CHRISTIAN

WIDE RECEIVER

David Porter is a rookie wide receiver from Texas Christian University who joined the Broncos as a college free agent on May 12, 2015... Started 11-of-51 games in his college career with the Horned Frogs, totaling 74 receptions for 954 yards (13.4 avg.) with 10 touchdowns... Appeared in all 13 games with starts in the final six contests his senior year, finishing with 39 receptions for 392 yards (10.1 avg.) and three touchdowns... Saw action in 12 games (5 starts) in 2013, posting 26 receptions for 435 yards (16.7 avg.) with a team-best five touchdowns... Played all 13 games as a sophomore on offense and special teams... Attended DeSoto (Texas) High School, where he was a 5A District-11 first-team selection as a sophomore, junior and senior... Totaled 70 receptions for 905 yards (12.9 avg.) with seven touchdowns as a senior... Posted 63 catches for 1,033 yards (16.4 avg.) with nine scores his junior year... Lettered three years in track and field... Majored in social work at Texas Christian... David Porter was born on Dec. 21, 1991, in DeSoto, Texas.

72 CONNOR RAINS

6-7 • 309 • WYOMING

TACKLE

Connor Rains is a rookie offensive tackle from the University of Wyoming who joined the Broncos as a college free agent on May 5, 2015... Started all 24 games played at right tackle for the Cowboys after beginning his career at American River (Calif.) Community College and redshirting in 2012... Helped guide Wyoming's offense to more than 4,900 yards of offense as a senior... Blocked for an offensive effort that produced 694

yards of offense against Fresno State (11/1) in 2014... Helped the Cowboys amass 793 yards of total offense against Hawaii (11/23) in 2013... Led an offensive line that allowed only 23 sacks in 2013... Was a two-year starter at America River CC and earned first-team all-state honors from the California Community College Football Coaches Association (CCCCFA) as a sophomore in 2011 in addition to all-conference honors as a freshman... Prepped at Ponderosa High School in Shingle Springs, Calif.... Connor Rains was born on March 25, 1992, in Cameron Park, Calif.

66 KYLE ROBERTS

6-6 • 305 • NEVADA

TACKLE

Kyle Roberts is a rookie offensive tackle from the University of Nevada who joined the Broncos as a college free agent on May 5, 2015... Started 24-of-35 games played for the Wolf Pack, opening every contest at right tackle during his redshirt junior and senior seasons... Earned the team's Most Improved Player award after the 2014 offseason and spring practices... Named preseason All-Mountain West Conference third-team prior to his senior campaign... Competed in the 2015 NFLPA Collegiate Bowl following his collegiate career... Attended Reed High School in Sparks, Nev., and was a two-year letter winner... Was a two-time first-team all-league and all-region selection and was named all-state as a senior... Lettered in basketball and track and field... Majored in biology... Kyle Roberts was born Feb. 9, 1992, in Sparks, Nev.

9 KARL SCHMITZ

6-4 • 210 • JACKSONVILLE

PUNTER

Karl Schmitz is a rookie punter from Jacksonville University who joined the Broncos as a college free agent on March 12, 2015... Handled kickoffs for Jacksonville University in 2008 before attending the University of Missouri-St. Louis and graduating with a business degree in 2011... Kicked off 11 times for 602 yards (54.7 avg.) for the Dolphins in 2008... Worked with multiple kicking camps, including the ProForm Kicking Academy in Jacksonville, Fla., and the Snap Kick Punt Elite Special Teams Academy in St. Louis, Mo.... Participated in a Free Agent Combine in Arizona in March 2015... Raised in Bermuda, Schmitz moved to the United States and attended Clayton High School in St. Louis, Mo.... Karl Schmitz was born on Jan. 18, 1987.

87 JORDAN TAYLOR

6-5 • 210 • RICE

WIDE RECEIVER

Jordan Taylor is a rookie wide receiver from Rice University who joined the Broncos as a college free agent on May 5, 2015... Started 37-of-42 games at wide receiver for the Owls and amassed 175 receptions for 2,585 yards (14.8 avg.) with 20 touchdowns after converting from quarterback to wide receiver his redshirt freshman season... Hauled in at least 54 catches and 800 yards during his final three seasons at Rice... Recorded 100-yard games on eight occasions, leading Rice to a 7-1 record in such games... Named a second-team All Conference-USA selection in 2013 and 2014... Posted four 100-yard games in 2014 and finished with 54 catches for 842 yards (14.8 avg.) with seven touchdowns despite missing three games with an injury... Recorded 48 catches for 780 yards (16.3 avg.) and six scores in his last eight games of the 2014 season... Prepped at Dennison (Texas) High School, where he was named the 4A Region II Player of the Year as a quarterback... Threw for 3,766 yards and 40 touchdowns in addition to rushing for 2,500 yards and 39 touchdowns in his career... Earned all-district and honorable mention all-state honors as a wide receiver as a sophomore before moving to quarterback as a junior... Caught 29 passes for 546 yards (18.8) and 11 touchdowns as a sophomore... Played baseball and earned all-district honors as an outfielder as a junior as a senior... Brother, Ryan, was an offensive lineman at UCLA and is now the offensive line coach at Tyler (Texas) Junior College... Majored in kinesiology... Jordan Taylor was born Feb. 18, 1992, in Sherman, Texas.

70 JOSH WATSON

6-4 • 290 • CLEMSON

DEFENSIVE END

Josh Watson is a rookie defensive end from Clemson University who joined the Broncos as a college free agent on May 5, 2015... Appeared in 44 games (19 starts) for the Tigers and totaled 148 tackles, nine tackles for a loss, 5.5 sacks, nine passes defended, one forced fumble, one fumble recovery and one blocked field goal... Started 5-of-13 games his redshirt senior campaign, finishing with 47 tackles, 3.5 tackles for a loss, 1.5 sacks and four passes defended... Also opened 5-of-13 games in 2013, recording 47 tackles, two tackles for a loss, one sack and one pass defended... Led all Clemson defensive lineman with 54 tackles in 2012 and added 3.5 tackles for a loss, three sacks and four passes defended... Named to the Atlantic Coast Conference Academic Honor Roll as a redshirt freshman... Rated as the No. 1 defensive tackle in the nation by Rivals.com after prepping at John Dickinson High School in Wilmington, Va.... Enrolled at Hargrave Military Academy before attending Clemson... Graduated from Clemson with a degree in sociology... Josh Watson was born on Feb. 5, 1990, in Wilmington, Del.





BRONCOS BREAKDOWN BY POSITION

Players listed alphabetically

OFFENSE

QUARTERBACK

Zac Dysert
Peyton Manning
Brock Osweiler
Trevor Siemian

RUNNING BACK

C.J. Anderson
Montee Ball
Kapri Bibbs
Ronnie Hillman
Jeremy Stewart
Juwan Thompson

TIGHT END/FULLBACK

James Casey
Joe Don Duncan

TIGHT END

Owen Daniels
Virgil Green
Jeff Heuerman
Marcel Jensen
Dominique Jones

WIDE RECEIVER

Isaiah Burse
Andre Caldwell
Bennie Fowler
Cody Latimer
Jordan Norwood
Nathan Palmer
Solomon Patton
David Porter
Emmanuel Sanders
Jordan Taylor
Demaryius Thomas
Kyle Williams

OFFENSIVE LINE

Ryan Clady*
Chris Clark
Dillon Day
Max Garcia
Ben Garland
Gino Gradkowski
Ryan Harris
Matt Paradis
Connor Rains
Kyle Roberts
Ty Sambrailo
Michael Schofield
Shelley Smith
Louis Vasquez

DEFENSE

DEFENSIVE LINE

Kenny Anunike
Marvin Austin
Malik Jackson
Darius Kilgo
Chuka Ndulue
Antonio Smith
Vance Walker
Josh Watson
Sylvester Williams
Derek Wolfe

LINEBACKER

Zaire Anderson
Shaquill Barrett
Lamin Barrow
Todd Davis
Steven Johnson
Brandon Marshall
Danny Mason
Larentee McCray
Von Miller
Corey Nelson
Shane Ray
Gerald Rivers
Danny Trevathan
Chase Vaughn
Reggie Walker
DeMarcus Ware

CORNERBACK

Tevrin Brandon
Tony Carter
Lorenzo Doss
Chris Harris Jr.
Curtis Marsh
Taurean Nixon
Bradley Roby
Aqib Talib
Kayvon Webster

SAFETY

Omar Bolden
David Bruton
Josh Bush
Josh Furman
Ross Madison
Darian Stewart
T.J. Ward

SPECIAL TEAMS

PLACE KICKER

Connor Barth
Brandon McManus

PUNTER

Britton Colquitt
Karl Schmitz

SNAPPER

Aaron Brewer

HOLDER

Britton Colquitt

Rookies and first-year players are displayed in *italics*

* - Denotes a player is on injured reserve

Players may be listed at more than one position
Position assignments are tentative as of June 18, 2015.

PRONUNCIATION GUIDE

Kenny **Anunike** (AN-uh-nick-ee)
Montee Ball (MON-tay)
Lamin Barrow (la-MEAN)
Kapri Bibbs (kuh-PREE)
David **Bruton** (BRUTE-in)
Ryan **Clady** (CLAY-dee)
Zac **Dysert** (DYE-sert)

Jeff **Heuerman** (higherman)
Malik Jackson (muh-LEEK)
Chuka Ndulue(CHOO-kuh en-DOO-loo-ay)
Taurean Nixon (torian)
Brock **Osweiler** (OSS-why-lur)
Matt **Paradis** (PARE-uh-diss)
Michael **Schofield** (SKO-field)

Ty **Sambrailo** (sam-BRYE-lo)
Trevor **Siemian** (sim-EE-in)
Aqib Talib (UH-keeb TUH-leeB)
Demaryius Thomas (duh-MARE-ee-us)
Danny **Trevathan** (trev-AY-than)
Louis Vasquez (Lewis vas-KEZ)

DENVER BRONCOS 2015 ROSTER (AS OF JUNE 18, 2015)

No.	Player	Pos.	Ht.	Wt.	Age	NFL Exp.	College	High School Hometown	How Acq.	2014 PS-DNP-WA	1 Numerical Roster
22	Anderson, C.J.	RB	5-8	224	24	3	California	Vallejo, Calif.	CFA-13	15-7-0-1	1 Connor Barth.....K
47	Anderson, Zaire	ILB	5-11	220	22	2	Nebraska	Philadelphia	CFA-15	0-0-0-0	2 Zac Dystert.....OB
91	Anunike, Kenny	DE	6-5	260	25	2	Duke	Garena, Ohio	CFA-14	0-0-0-0	3 Trevor Slemian.....P
76	Austin Jr., Marvin	NT	6-2	312	26	3	North Carolina	Washington D.C.	FA-14	15-0-0-1	4 Britton Colquitt.....OB
28	Bail, Montee	RB	5-10	215	24	5	Wisconsin	Wentville, Mo.	D2-13	5-4-0-8	8 Brandon McManus.....K
48	Barrett, Shaquil	OLB	6-2	250	22	2	Colorado State	Baltimore, Md.	CFA-14	0-0-0-1	9 Karl Schmitz.....P
57	Barrow, Lamin	ILB	6-1	237	24	2	Louisiana State	Marrero, La.	D5-14	16-1-0-0	11 Emmanuel Sanders.....WR
1	Barth, Connor	K	5-11	203	29	2	North Carolina	Wilmington, N.C.	CFA-14	5-0-0-0	12 Andre Caldwell.....WR
35	Bibbs, Kapri	RB	5-10	203	22	8	Colorado State	Plainfield, Ill.	CFA-14	0-0-0-4	13 Nathan Palmer.....WR
31	Bolden, Omar	S	5-10	195	26	4	Arizona State	Ontario, Calif.	D4a-12	15-0-0-1	14 Cody Latimer.....WR
33	Brandon, Trevin	CB	5-10	180	24	4	Monmouth	Bethlehem, Pa.	FA-15	0-0-0-0	15 Kyle Williams.....WR
46	Brewer, Aaron	LS	6-5	230	24	4	San Diego State	Fullerton, Calif.	CFA-12	16-0-0-0	16 Bennie Fowler.....WR
30	Bruton Jr., David	S	6-2	217	27	7	Notre Dame	Miamisburg, Ohio	D4a-09	14-1-0-2	17 Brock Osweiler.....QB
19	Burse, Isaiah	WR	5-10	187	23	2	Fresno State	Modesto, Calif.	CFA-14	12-0-0-0	18 Peyton Manning.....QB
20	Bush, Josh	S	5-11	205	26	4	Wake Forest	Lexington, N.C.	FA-14	5-0-0-3	19 Isaiah Burse.....WR
12	Caldwell, Andre	WR	6-0	200	30	8	Florida	Tampa, Fla.	UFA-12	16-2-0-0	20 Josh Bush.....S
32	Carter, Tony	CB	5-9	175	29	7	Florida State	Jacksonville, Fla.	FA-11	8-0-0-8	21 Aqib Talib.....S
80	Casey, James	TE/FB	6-3	240	30	7	Rice	Azle, Texas	FA-15	16-2-0-0	22 C.J. Anderson.....RB
75	Clady, Ryan	T	6-6	315	28	8	Boise State	Rialto, Calif.	D1-08	16-16-0-0	23 Ronnie Hillman.....RB
78	Clark, Chris	T	6-5	305	29	7	Southern Mississippi	New Orleans	W-10	13-8-0-3	25 Chris Harris Jr.....CB
74	Colquitt, Britton	P	6-3	205	30	7	Tennessee	Knoxville, Tenn.	FA-09	16-0-0-0	26 Darian Stewart.....S
81	Daniels, Owen	TE	6-3	245	32	10	Wisconsin	Naperville, Ill.	UFA-15	15-13-0-1	27 Jeremy Stewart.....RB
60	Davis, Andre	G	6-4	320	23	3	Buffalo	Cheekowaga, N.Y.	CFA-15	0-0-0-0	28 Montee Ball.....RB
51	Davis, Todd	ILB	6-1	230	23	2	Sacramento State	Lancaster, Calif.	W-14	9-2-0-1	29 Bradley Roby.....CB
62	Day, Dillon	C	6-4	299	23	2	Mississippi State	West Monroe, La.	CFA-15	0-0-0-0	30 David Bruton Jr.....S
38	Doss, Lorenzo	TE/FB	5-11	187	21	8	Tulane	New Orleans	D5-15	0-0-0-0	31 Omar Bolden.....S
42	Duncan, Joe Don	WR	6-4	270	24	2	Dixie State	Corona, Calif.	CFA-15	0-0-0-0	32 Tony Carter.....CB
2	Dystert, Zac	QB	6-3	221	25	2	Miami-Ohio	Ada, Ohio	D7-13	0-0-0-0	33 Trevin Brandon.....CB
16	Fowler, Bennie	WR	6-1	212	24	1	Oklahoma State	Bloomfield, Mich	CFA-14	0-0-0-0	34 Ross Madison.....S
41	Furman, Josh	S	6-1	210	23	2	Florida	Annapolis, Md.	D7c-15	0-0-0-0	35 Kapri Bibbs.....RB
73	Garcia, Max	C/G	6-4	309	23	2	Norcross, Ga.	Norcross, Ga.	D4-15	0-0-0-0	36 Kayvon Webster.....CB
63	Garland, Ben	G	6-5	308	27	2	Air Force	Grand Junction, Colo.	CFA-10	8-0-0-8	37 Lorenzo Doss.....CB
77	Gradkowski, Gino	C/G	6-3	300	26	4	Delaware	Pittsburgh	T-15	8-0-0-8	38 Curtis Marsh.....CB
85	Green, Virgil	TE	6-5	255	26	5	Nevada	Tulare, Calif.	D7a-11	13-9-0-3	39 Juwan Thompson.....RB
25	Harris Jr., Chris	CB	5-10	199	26	4	Kansas	Bixby, Okla.	FA-11	16-16-0-0	40 Josh Furman.....S
68	Harris, Ryan	T	6-5	302	23	8	Notre Dame	Minneapolis, Minn.	CFA-15	16-15-0-0	41 Joe Don Duncan.....TE/FB
82	Heuerman, Jeff	TE	6-5	255	22	4	Ohio State	Naples, Fla.	D3-15	0-0-0-0	42 T.J. Ward.....S
23	Hillman, Ronnie	RB	5-10	195	23	4	San Diego State	La Habra, Calif.	D3-12	8-4-1-7	43 Jase McCarty.....CB
97	Jackson, Malik	DE	6-5	293	25	2	Tennessee	Van Nuys, Calif.	D5-12	16-2-0-0	44 Aaron Brewer.....OLB
89	Jensen, Marcel	TE	6-6	270	25	2	Fresno State	Fairfield, Calif.	W-15	1-0-0-0	45 Danny Mason.....S
53	Johnson, Steven	ILB	6-3	237	27	4	Kansas	Wallingford, Pa.	CFA-12	14-7-0-2	46 Aaron Brewer.....S
86	Jones, Dominique	TE	6-1	230	27	4	Shepherd	San Diego	FA-14	1-0-0-2	47 Zaire Anderson.....ILB
98	Kilgo, Darius	NT	6-3	319	23	3	Maryland	Charlotte, N.C.	D6-15	0-0-0-0	



14	Latimer, Cody	WR	6-2	215	22	2	Indiana	Dayton, Ohio	D2-14	8-0-0-8	48	Shaquil Barrett	OLB
34	Madison, Ross	S	5-11	200	24	1	Toledo	Leesburg, Va.	FA-15	0-0-0-0	49	Chase Vaughn	OLB
18	Manning, Peyton	QB	6-5	230	37	18	Tennessee	New Orleans	FA-12	16-16-0-0	50	Reggie Walker	ILB
38	Marsh, Curtis	CB	6-1	197	27	4	Utah State	West Hills, Calif.	FA-15	0-0-0-0	51	Todd Davis	ILB
54	Marshall, Brandon	ILB	6-1	250	25	24	Nevada	Las Vegas	FA-13	14-13-0-2	52	Corey Nelson	ILB
45	Mason, Danny	OLB	6-3	235	24	4	Texas A&M-Commerce	Louisville, Ky.	FA-15	0-0-0-0	53	Steven Johnson	ILB
55	McCray, Lerentee	OLB	6-3	209	24	3	Florida	Ocala, Fla.	FA-13	13-0-0-3	54	Brandon Marshall	ILB
8	McManus, Brandon	K	6-3	201	24	3	Temple	Lansdale, Pa.	FA-14	15-0-0-0	55	Lerentee McCray	OLB
58	Miller, Von	OLB	6-3	250	26	5	Texas A&M	Dallas	D1-11	16-16-0-0	56	Shane Ray	OLB
93	Nduie, Chuka	NT	6-3	289	23	2	Oklahoma	Dallas	CFA-15	0-0-0-0	57	Lamin Barrow	ILB
32	Nelson, Corey	ILB	6-1	226	23	2	Oklahoma	Dallas	CFA-15	0-0-0-0	58	Von Miller	OLB
39	Nixon, Tarean	CB	5-10	187	24	2	Tulane	Baton Rouge, La.	D7-14	16-0-0-0	59	Danny Davis	ILB
11	Nowood, Jordan	WR	5-11	180	28	6	Penn State	State College, Pa.	D7b-15	0-0-0-0	60	Andre Trevathan	ILB
17	Osweller, Brock	QB	6-8	240	24	2	Arizona State	Kalispell, Mont.	FA-14	0-0-0-0	61	Matt Paradis	C
13	Palmer, Nathan	WR	5-11	198	26	4	Northern Illinois	Elkhart, Ind.	D2b-12	4-0-12-0	62	Dillon Day	C
61	Paradis, Matt	C	6-3	300	25	1	Boise State	Council, Idaho	D6-14	0-0-0-0	63	Ben Garland	G
84	Patton, Solomon	WR	5-9	177	24	2	Florida	Mobile, Ala.	W-15	7-0-0-3	64	Shelley Smith	G
72	Porter, David	WR	6-0	199	22	3	Texas Christian	DeSoto, Texas	CFA-15	0-0-0-0	65	Louis Vasquez	G
83	Rains, Connor	T	6-7	309	22	2	Wyoming	Placerville, Calif.	CFA-15	0-0-0-0	66	Kyle Roberts	T
56	Ray, Shane	OLB	6-3	245	22	2	Missouri	Shawnee Mission, Kan.	D1-15	0-0-0-0	67	Ryan Harris	T
99	Rivers, Gerald	OLB	6-2	250	25	2	Mississippi	Cedar Grove, Ga.	FA-14	0-0-0-0	68	Josh Watson	DE
66	Roberts, Kyle	T	6-6	305	23	2	Nevada	Sparks, Nev.	CFA-15	0-0-0-0	69	Connor Rains	T
29	Roby, Bradley	CB	5-11	194	23	2	Ohio State	Suwanee, Ga.	D1-14	16-2-0-0	70	Max Baria	C/G
74	Samballo, Ty	T	6-5	315	23	2	Colorado State	Watsonville, Calif.	D2-15	0-0-0-0	71	Ty Samballo	T
10	Sanders, Emmanuel	WR	5-11	180	28	6	Southern Methodist	Belville, Texas	UFA-14	16-16-0-0	72	Chris Clark	T
9	Schmitz, Karl	P	6-4	210	28	6	Jacksonville	St. Louis	CFA-15	0-0-0-0	73	Marvin Austin Jr.	T
79	Schofield, Michael	QB	6-6	301	24	2	Michigan	Orland Park, Ill.	D3-14	0-0-0-16	74	Gino Gradkowski	C/G
3	Siemian, Trevor	T	6-3	220	23	2	Northwestern	Windermere, Fla.	D7a-15	0-0-0-0	75	Michael Schofield	T
90	Smith, Antonio	DE	6-3	290	23	12	Oklahoma State	Oklahoma City	FA-15	16-16-0-0	76	James Casey	TE/FB
64	Smith, Shelley	G	6-4	310	28	6	Colorado State	Avondale, Ariz.	FA-15	11-3-0-5	77	Owen Daniels	TE
26	Stewart, Darian	S	5-11	214	25	6	South Carolina	Huntsville, Ala.	UFA-15	16-14-0-0	78	Jeff Heurman	TE
27	Stewart, Jeremy	RB	5-11	215	26	4	Stanford	Huntsville, Ala.	FA-14	16-14-0-0	79	David Porter	WR
21	Tailo, Aqib	CB	5-11	205	29	8	Kansas	Baton Rouge, La.	UFA-14	15-15-0-1	80	Solomon Patton	WR
87	Taylor, Jordan	WR	6-5	210	23	6	Rice	Richardson, Texas	CFA-15	0-0-0-0	81	Virgil Green	TE
88	Thomas, Demaryius	WR	6-3	229	27	6	Georgia Tech	Sherman, Texas	CFA-15	16-16-0-0	82	Dominique Jones	TE
40	Thompson, Juwan	RB	5-11	225	23	2	Duke	Montrose, Ga.	D1a-10	0-0-0-1	83	Jordan Taylor	WR
59	Trevathan, Danny	ILB	6-1	240	25	4	Kentucky	Leesburg, Fla.	D6-12	16-16-0-0	84	Demaryius Thomas	WR
65	Vasquez, Louis	G	6-5	335	28	7	Texas Tech	Corsicana, Texas	UFA-13	0-0-0-0	85	Marcel Jensen	TE
49	Vaughn, Chase	OLB	6-2	248	26	1	Colorado State-Pueblo	Aurora, Colo.	FA-15	11-0-0-5	86	Antonio Smith	DE
50	Walker, Reggie	ILB	6-0	244	28	7	Kansas State	Sacramento, Calif.	FA-15	16-16-0-0	87	Kenny Annunike	DE
96	Walker, Vance	DE	6-2	305	28	7	Georgia Tech	Fort Mill, S.C.	UFA-14	16-15-0-0	88	Syvester Williams	NT
94	Ward, T.J.	S	5-10	200	28	11	Oregon	Concord, Calif.	UFA-14	16-15-0-0	89	Chuka Nduie	OLB
43	Ware, DeMarcus	OLB	6-4	258	32	6	Troy	Accord, Ala.	CFA-15	12-0-0-4	90	DellMarcus Ware	OLB
70	Watson, Josh	DE	6-4	290	26	3	Glenison	Wilmington, Del.	D3-13	0-0-0-0	91	Derek Wolfe	DE
36	Weber, Kayvon	CB	5-11	198	24	3	South Florida	Opa-locka, Fla.	FA-15	16-13-0-0	92	Malik Jackson	DE
15	Williams, Kyle	WR	5-10	186	26	5	Arizona State	San Jose, Calif.	D2a-12	16-16-0-0	93	Darius Kligo	NT
92	Williams, Sylvester	NT	6-2	313	25	3	North Carolina	Jefferson City, Mo.	D2a-12	16-16-0-0	94	Gerald Rivers	OLB
95	Wolfe, Derek	DE	6-5	285	25	4	Cincinnati	Lisbon, Ohio	D2a-12	16-16-0-0	95		

KEY: CFA-college free agent; D-drafted; FA-acquired as free agent; RFA-acquired as restricted free agent; UFA-acquired as unrestricted free agent; T-trade; W-waivers.

BRONCOS ROSTER BY EXPERIENCE

No.	NAME	Pos.	Ht.	Wt.	Age	Exp.	COLLEGE	HOMETOWN	How Aco.
18	Peyton Manning	QB	6-5	230	39	18	Tennessee	New Orleans	FA-'12
90	Antonio Smith	DE	6-3	290	33	12	Oklahoma State	Oklahoma City	FA-'15
94	DeMarcus Ware	OLB	6-4	258	32	11	Troy	Auburn, Ala.	UFA-'14
81	Owen Daniels	TE	6-3	245	32	10	Wisconsin	Naperville, Ill.	UFA-'15
1	Connor Barth	K	5-11	200	29	8	North Carolina	Wilmington, N.C.	FA-'14
12	Andre Caldwell	WR	6-0	200	30	8	Florida	Tampa, Fla.	UFA-'12
21	Aqib Talib	CB	6-1	205	29	8	Kansas	Richardson, Texas	UFA-'14
68	Ryan Harris	T	6-5	302	30	8	Notre Dame	Minneapolis, Minn.	FA-'14
78	Ryan Clady	T	6-6	315	28	8	Boise State	Rialto, Calif.	D1-'08
4	Britton Colquitt	P	6-3	205	30	7	Tennessee	Knoxville, Tenn.	FA-'09
30	David Bruton Jr.	S	6-2	217	27	7	Notre Dame	Miamisburg, Ohio	D4a-'09
32	Tony Carter	CB	5-9	175	29	7	Florida State	Jacksonville, Fla.	FA-'11
50	Reggie Walker	ILB	6-0	244	28	7	Kansas State	Sacramento, Calif.	FA-'15
65	Louis Vasquez	G	6-5	335	28	7	Texas Tech	Coriscana, Texas	UFA-'13
75	Chris Clark	T	6-5	305	29	7	Southern Mississippi	New Orleans	W-'10
80	James Casey	TE/FB	6-3	240	30	7	Rice	Azle, Texas	FA-'15
96	Vance Walker	DE	6-2	305	28	7	Georgia Tech	Fort Mill, S.C.	FA-'15
10	Emmanuel Sanders	WR	5-11	180	28	6	Southern Methodist	Belville, Texas	UFA-'14
11	Jordan Norwood	WR	5-11	180	28	6	Penn State	State College, Pa.	FA-'14
26	Darian Stewart	S	5-11	214	26	6	South Carolina	Huntsville, Ala.	UFA-'15
43	T.J. Ward	S	5-10	200	28	6	Oregon	Concord, Calif.	UFA-'14
64	Shelley Smith	G	6-4	310	28	6	Colorado State	Avondale, Ariz.	FA-'15
88	Demaryius Thomas	WR	6-3	229	27	6	Georgia Tech	Montrose, Ga.	D1a-'10
15	Kyle Williams	WR	5-10	186	28	5	Arizona State	San Jose, Calif.	FA-'15
58	Von Miller	OLB	6-3	250	26	5	Texas A&M	DeSoto, Texas	D1-'11
76	Marvin Austin Jr.	NT	6-2	312	26	5	North Carolina	Washington D.C.	FA-'14
15	Virgil Green	TE	6-5	255	26	5	Nevada	Tulare, Calif.	D7a-'11
17	Brock Osweiler	QB	6-8	240	24	4	Arizona State	Kalispell, Mont.	D2b-'12
23	Josh Bush	S	5-11	205	26	4	Wake Forest	Lexington, N.C.	FA-'12
20	Ronnie Hillman	RB	5-10	195	23	4	San Diego State	La Habra, Calif.	D3-'14
25	Chris Harris Jr.	CB	5-10	199	26	4	Kansas	Bixby, Okla.	CFA-'11
27	Jeremy Stewart	RB	5-11	215	26	4	Stanford	Baton Rouge, La.	FA-'14
31	Omarr Bolden	S	5-10	195	26	4	Arizona State	Ontario, Calif.	D4a-'12
38	Curtis Marsh	CB	6-1	197	27	4	Utah State	West Hills, Calif.	FA-'15
46	Aaron Brewer	LS	6-5	230	24	4	San Diego State	Fullerton, Calif.	CFA-'12
53	Steven Johnson	ILB	6-1	237	27	4	Kansas	Wallingford, Pa.	CFA-'12
54	Brandon Marshall	ILB	6-1	250	25	4	Nevada	Las Vegas	FA-'13
59	Danny Trevathan	ILB	6-1	240	25	4	Kentucky	Leesburg, Fla.	D6-'12
77	Gino Gradkowski	C	6-3	300	26	4	Pittsburgh	Pittsburgh	T-'15
86	Dominique Jones	TE	6-3	270	27	4	Shepherd	San Diego	FA-'14
95	Derek Wolfe	DE	6-5	285	25	4	Cincinnati	Lisbon, Ohio	D2a-'12
97	Malik Jackson	DE	6-5	293	25	4	Tennessee	Van Nuys, Calif.	D5-'12
22	C.J. Anderson	RB	5-8	224	24	3	California	Vallejo, Calif.	CFA-'13
28	Ball, Montee	RB	5-10	215	24	3	Wisconsin	Wentzville, Mo.	D2-'13
36	Kayvon Webster	CB	5-11	198	24	3	South Florida	Opa-locka, Fla.	D3-'13
55	Lerentee McGary	OLB	6-3	249	24	3	Florida	Ocala, Fla.	CFA-'13
92	Sylvester Williams	NT	6-2	313	26	3	North Carolina	Jefferson City, Mo.	D1-'13
2	Zac Dystert	QB	6-2	231	25	2	Miami-Ohio	Ada, Ohio	D7-'13
8	Brandon McManus	K	6-3	201	23	2	Temple	Lansdale, Pa.	FA-'14
13	Nathan Palmer	WR	5-11	198	26	2	Northern Illinois	Elkhart, Ind.	FA-'14
14	Cody Latimer	WR	6-2	215	22	2	Indiana	Dayton, Ohio	D2-'14
19	Isaiah Burse	WR	5-10	187	23	2	Fresno State	Modesto, Calif.	CFA-'14
29	Bradley Roby	CB	5-11	194	23	2	Ohio State	Suwanee, Ga.	D1-'14
35	Kapri Bibbs	RB	5-11	203	22	2	Colorado State	Plainfield, Ill.	CFA-'14
40	Juwan Thompson	RB	5-11	225	23	2	Duke	Fairburn, Ga.	CFA-'14
48	Shaquil Barrett	OLB	6-2	250	22	2	Colorado State	Baltimore, Md.	CFA-'14
51	Todd Davis	ILB	6-1	230	23	2	Sacramento State	Lancaster, Calif.	W-'14
52	Corey Nelson	ILB	6-1	226	23	2	Oklahoma	Dallas	D7-'14
57	Lamin Barrow	ILB	6-1	237	24	2	Louisiana State	Marrero, La.	D5-'14
63	Ben Garland	G	6-5	308	27	2	Air Force	Grand Junction, Colo.	FA-'10
79	Michael Schofield	T	6-6	301	24	2	Michigan	Orland Park, Ill.	D3-'14
91	Kenny Anunike	DE	6-5	260	25	2	Duke	Galena, Ohio	CFA-'14
98	Gerald Rivers	OLB	6-2	250	24	2	Mississippi	Cedar Grove, Ga.	FA-'14
84	Salomon Patton	WR	5-9	177	24	2	Florida	Mobile, Ala.	W-'15
89	Marcel Jensen	TE	6-6	270	25	2	Fresno State	Fairfield, Calif.	W-'15
16	Bonnie Fowler	WR	6-1	212	24	1	Michigan State	Bloomfield, Mich.	CFA-'14
34	Ross Madison	S	5-11	200	24	1	Toledo	Leesburg, Va.	FA-'15
49	Chase Vaughn	OLB	6-2	248	26	1	CSU-Pueblo	Aurora, Colo.	FA-'15
61	Matt Paradis	C	6-3	300	25	1	Boise State	Council, Idaho	D6-'14
9	Karl Schmitz	P	6-4	210	28	R	Jacksonville	St. Louis	CFA-'15
33	Tevrin Brandon	CB	5-10	180	24	R	Monmouth	Bethlehem, Pa.	FA-'15
42	Joe Don Duncan	TE/FB	6-4	270	24	R	Dixie State	Corona, Calif.	CFA-'15
45	Danny Mason	OLB	6-3	235	24	R	Texas A&M-Commerce	Louisville, Ky.	FA-'15
56	Shane Ray	OLB	6-3	245	22	R	Missouri	Shawnee Mission, Kan.	D1-'15
74	Ty Sambrailo	T	6-5	315	23	R	Colorado State	Watsonville, Calif.	D2-'15
82	Jeff Heurman	TE	6-5	255	22	R	Ohio State	Naples, Fla.	D3-'15
73	Max Garcia	C/G	6-4	309	23	R	Florida	Norcross, Ga.	D4-'15
37	Lorenzo Doss	CB	5-11	187	21	R	Tulane	New Orleans	D5-'15
98	Darius Kilgo	NT	6-3	319	23	R	Maryland	Charlotte, N.C.	D6-'15
3	Trevor Siemian	QB	6-3	220	23	R	Northwestern	Windermere, Fla.	D7a-'15
39	Taurean Nixon	CB	5-10	187	24	R	Tulane	Baton Rouge, La.	D7b-'15
41	Josh Furman	S	6-1	210	23	R	Oklahoma State	Annapolis, Md.	D7c-'15
47	Zaire Anderson	ILB	5-11	220	22	R	Nebraska	Philadelphia	CFA-'15
62	Dillon Day	C	6-4	299	23	R	Mississippi State	West Monroe, La.	CFA-'15
73	Chuka Ndule	NT	6-3	289	23	R	Oklahoma	Dallas	CFA-'15
72	Connor Rains	T	6-7	309	23	R	Wyoming	Placerville, Calif.	CFA-'15
66	Kyle Roberts	T	6-6	305	23	R	Nevada	Sparks, Nev.	CFA-'15
87	Jordan Taylor	WR	6-5	210	23	R	Rice	Sherman, Texas	CFA-'15
83	David Porter	WR	6-0	197	22	R	Texas Christian	DeSoto, Texas	CFA-'15
60	Andre Davis	G	6-4	320	23	R	Buffalo	Cheektowaga, N.Y.	CFA-'15
70	Josh Watson	DE	6-4	290	25	R	Clemson	Wilmington, Del.	CFA-'15

BRONCOS ROSTER BY DRAFT POSITION

No.	NAME	Pos.	Ht.	Wt.	Age	Exp.	COLLEGE	ROUND (Ovr.)	ORIGINAL TEAM (Yr.)
18	Peyton Manning	QB	6-5	230	39	18	Tennessee	1 (1)	Indianapolis (1998)
58	Von Miller	OLB	6-3	250	26	5	Texas A&M	1 (2)	Denver (2011)
94	DeMarcus Ware	OLB	6-4	258	32	11	Troy	1 (11)	Dallas (2005)
78	Ryan Clady	T	6-6	315	28	8	Boise State	1 (12)	Denver (2008)
21	Aqib Talib	CB	6-1	205	29	8	Kansas	1 (20)	Tampa Bay (2008)
88	Demaryius Thomas	WR	6-3	229	27	6	Georgia Tech	1 (22)	Denver (2010)
56	Shane Ray	OLB	6-3	245	22	R	Missouri	1 (23)	Denver (2015)
92	Sylvester Williams	NT	6-2	313	26	3	North Carolina	1 (28)	Denver (2013)
29	Bradley Roby	CB	5-11	194	23	2	Ohio State	1 (31)	Denver (2014)
95	Derek Wolfe	DE	6-5	285	25	4	Cincinnati	2 (36)	Denver (2012)
43	T.J. Ward	S	5-10	200	28	6	Oregon	2 (38)	Cleveland (2010)
76	Marvin Austin Jr.	NT	6-2	312	26	5	North Carolina	2 (52)	N.Y. Giants (2011)
14	Cody Latimer	WR	6-2	215	22	2	Indiana	2 (56)	Denver (2014)
17	Brock Osweiler	QB	6-8	240	24	4	Arizona State	2 (57)	Denver (2012)
28	Balli Montee	RB	5-10	215	24	3	Wisconsin	2 (58)	Denver (2013)
74	Ty Sambrailo	T	6-5	315	23	R	Colorado State	2 (59)	Denver (2015)
23	Ronnie Hillman	T	5-10	195	23	4	San Diego State	3 (67)	Denver (2012)
68	Ryan Harris	T	6-5	302	30	8	Notre Dame	3 (70)	Denver (2007)
65	Louis Vasquez	G	6-5	335	28	7	Texas Tech	3 (78)	San Diego (2009)
10	Emmanuel Sanders	WR	5-11	180	28	6	Southern Methodist	3 (82)	Pittsburgh (2010)
38	Curtis Marsh	CB	6-1	197	27	4	Utah State	3 (90)	Philadelphia (2011)
36	Kayvon Webster	CB	5-11	198	24	3	South Florida	3 (90)	Denver (2013)
82	Jeff Heuerman	TE	6-5	255	22	R	Ohio State	9 (92)	Denver (2015)
79	Michael Schofield	T	6-6	301	24	2	Michigan	3 (95)	Denver (2014)
12	Andre Caldwell	WR	6-0	200	30	8	Florida	3 (97)	Cincinnati (2008)
81	Owen Daniels	TE	6-3	245	32	10	Wisconsin	4 (98)	Houston (2006)
7	Gino Gradkowski	C	6-3	300	26	4	Delaware	4 (98)	Baltimore (2012)
31	Omar Bolden	S	5-10	195	26	4	Arizona State	4 (101)	Denver (2012)
30	David Bruton Jr.	S	6-2	217	27	7	Notre Dame	4 (114)	Denver (2009)
73	Max Garcia	C/G	6-4	309	23	R	Florida	4 (133)	Denver (2015)
90	Antonio Smith	DE	6-3	290	33	12	Oklahoma State	5 (135)	Arizona (2004)
97	Malik Jackson	DE	6-5	293	25	4	Tennessee	5 (137)	Denver (2012)
54	Brandon Marshall	ILB	6-1	250	25	4	Nevada	5 (142)	Jacksonville (2012)
80	James Casey	TE/FB	6-3	240	30	7	Rice	5 (152)	Houston (2009)
57	Lamin Barrow	ILB	6-1	237	24	2	Louisiana State	5 (156)	Denver (2014)
37	Lorenzo Doss	CB	5-11	187	21	R	Tulane	5 (164)	Denver (2015)
64	Shelley Smith	G	6-4	310	28	6	Colorado State	6 (187)	Houston (2010)
20	Josh Bush	S	5-11	205	26	4	Wake Forest	6 (187)	N.Y. Jets (2012)
59	Danny Trevathan	ILB	6-1	240	25	4	Kentucky	6 (188)	Denver (2012)
98	Darius Kilgo	NT	6-3	319	23	R	Maryland	6 (203)	Denver (2015)
15	Kyle Williams	WR	5-10	186	28	5	Arizona State	6 (206)	San Francisco (2010)
61	Matt Paradis	C	6-3	300	25	1	Boise State	6 (207)	Denver (2014)
85	Virgil Green	TE	6-5	255	26	5	Nevada	7 (204)	Denver (2011)
2	Zac Dysert	QB	6-3	221	25	2	Miami-Ohio	7 (234)	Denver (2013)
52	Corey Nelson	ILB	6-1	226	23	2	Oklahoma	7 (242)	Denver (2014)
3	Trevor Siemian	QB	6-2	220	23	R	Northwestern	7 (250)	Denver (2015)
39	Taurean Nixon	CB	5-10	187	24	R	Tulane	7 (251)	Denver (2015)
41	Josh Furman	S	6-1	210	23	R	Oklahoma State	7 (252)	Denver (2015)
22	C.J. Anderson	RB	5-8	224	24	3	California	CFA	Denver (2013)
47	Zaire Anderson	ILB	5-11	220	22	R	Nebraska	CFA	Denver (2015)
91	Kenny Anunike	DE	6-5	260	25	2	Duke	CFA	Denver (2014)
48	Shaquil Barrett	OLB	6-2	250	22	2	Colorado State	CFA	Denver (2014)
1	Connor Barth	K	5-11	200	29	8	North Carolina	CFA	Kansas City (2009)
35	Kapri Bibbs	RB	5-11	203	22	2	Colorado State	CFA	Denver (2014)
33	Tevrin Brandon	CB	5-10	180	24	R	Monmouth	CFA	Denver (2015)
46	Aaron Brewer	LS	6-5	230	24	4	San Diego State	CFA	Denver (2012)
19	Isaiah Burse	WR	5-10	187	23	2	Fresno State	CFA	Denver (2014)
32	Tony Carter	CB	5-9	175	29	7	Florida State	CFA	Denver (2009)
75	Chris Clark	T	6-5	305	29	7	Southern Mississippi	CFA	Minnesota (2008)
4	Britton Colquitt	P	6-3	205	30	7	Tennessee	CFA	Denver (2009)
60	Andre Davis	G	6-4	320	23	R	Buffalo	CFA	Denver (2015)
51	Todd Davis	ILB	6-1	230	23	2	Sacramento State	CFA	New Orleans (2015)
62	Dillon Day	C	6-4	299	23	R	Mississippi State	CFA	Denver (2015)
42	Joe Don Duncan	TE/FB	6-4	270	24	R	Dixie State	CFA	Denver (2015)
16	Bennie Fowler	WR	6-1	212	24	1	Michigan State	CFA	Denver (2014)
63	Ben Garland	G	6-8	308	27	2	Air Force	CFA	Denver (2010)
25	Chris Harris Jr.	CB	5-10	199	26	4	Kansas	CFA	Denver (2011)
89	Marcel Jensen	TE	6-6	270	25	2	Fresno State	CFA	Jacksonville (2014)
53	Steven Johnson	ILB	6-1	237	27	4	Kansas	CFA	Denver (2012)
86	Dominique Jones	TE	6-3	270	27	4	Shepherd	CFA	Indianapolis (2012)
34	Ross Madison	S	5-11	200	24	1	Toledo	CFA	Washington (2014)
45	Danny Mason	OLB	6-3	235	24	R	Texas A&M-Commerce	CFA	Denver (2015)
55	Lerentee McCray	OLB	6-3	249	24	3	Florida	CFA	Denver (2013)
8	Brandon McManus	K	6-3	201	23	2	Temple	CFA	Indianapolis (2013)
11	Jordan Norwood	WR	5-11	180	28	6	Penn State	CFA	Cleveland (2009)
93	Chuka Ndulue	NT	6-3	289	23	R	Oklahoma	CFA	Denver (2015)
13	Nathan Palmer	WR	5-11	198	26	2	Northern Illinois	CFA	San Francisco (2012)
84	Solomon Patton	WR	5-9	177	24	2	Florida	CFA	Tampa Bay (2014)
83	David Porter	WR	6-0	197	22	R	Texas Christian	CFA	Denver (2015)
72	Connor Rains	T	6-7	309	23	R	Wyoming	CFA	Denver (2015)
99	Gerald Rivers	OLB	6-2	250	24	2	Mississippi	CFA	St. Louis (2013)
66	Kyle Roberts	T	6-6	305	23	R	Nevada	CFA	Denver (2015)
9	Karl Schmitz	P	6-4	210	28	9	Jacksonville	CFA	Denver (2015)
26	Darian Stewart	S	5-11	214	26	6	South Carolina	CFA	St. Louis (2010)
27	Jeremy Stewart	RB	5-11	215	26	4	Stanford	CFA	Philadelphia (2012)
87	Jordan Taylor	WR	6-5	210	23	R	Rice	CFA	Denver (2015)
40	Juwon Thompson	RB	5-11	225	23	2	Duke	CFA	Denver (2014)
49	Chase Vaughn	OLB	6-2	248	26	1	Colorado State-Pueblo	CFA	Denver (2014)
50	Reggie Walker	ILB	6-0	244	28	7	Kansas State	CFA	Arizona (2009)
96	Vance Walker	DE	6-2	305	28	7	Georgia Tech	CFA	Atlanta (2009)
70	Josh Watson	DE	6-4	290	25	R	Clemson	CFA	Denver (2015)

HOW THE BRONCOS ARE BUILT

YEAR	DRAFT/COLLEGE FREE AGENT	FREE AGENT/WAIVERS	TRADE
2008 8-8 (2nd AFC West)	T <i>Ryan Clady (D-1)</i>		
2009 8-8 (2nd AFC West)	S David Bruton (D-4a)	P Britton Colquitt	
2010 4-12 (4th AFC West)	G Ben Garland (CFA) WR Demaryius Thomas (D-1a)	T Chris Clark (W-Min.)	
2011 8-8 (1st AFC West)	TE Virgil Green (D-7a) CB Chris Harris Jr. (CFA) OLB Von Miller (D-1)	CB Tony Carter	
2012 13-3 (1st AFC West)	CB Omar Bolden (D-4a) LS Aaron Brewer (CFA) RB Ronnie Hillman (D-3) DE Malik Jackson (D-5) ILB Steven Johnson (CFA) QB Brock Osweiler (D-2b) ILB Danny Trevathan (D-6) DE Derek Wolfe (D-2a)	WR Andre Caldwell (UFA-Cin.) QB Peyton Manning	
2013 13-3 (1st AFC West)	RB C.J. Anderson (CFA) RB Montee Ball (D-2) QB Zac Dysert (D-7) OLB Lerentee McCray (CFA) CB Kayvon Webster (D-3) NT Sylvester Williams (D-1)	LB Brandon Marshall WR Nathan Palmer G Louis Vasquez (UFA-S.D.)	
2014 12-4 (1st AFC West)	DE Kenny Anunike (CFA) OLB Shaquil Barrett (CFA) ILB Lamin Barrow (D-5) RB Kapri Bibbs (CFA) WR Isaiah Burse (CFA) WR Bennie Fowler (CFA) WR Cody Latimer (D-2) ILB Corey Nelson (D-7) OL Matt Paradis (D-6) CB Bradley Roby (D-1) T Michael Schofield (D-3) RB Juwan Thompson (CFA) OLB Chase Vaughn (CFA)	NT Marvin Austin K Connor Barth S Josh Bush ILB Todd Davis (W-N.O.) TE Dominique Jones WR Jordan Norwood WR Emmanuel Sanders (UFA-Pit.) CB Aqib Talib (UFA-N.E.) S T.J. Ward (UFA-Cle.) OLB DeMarcus Ware	K Brandon McManus (NYG)
2015	ILB Zaire Anderson (CFA) CB Tevin Brandon (CFA) C Dillon Day (CFA) G Andre Davis (CFA) CB Lorenzo Doss (Rd. 5) TE/FB Joe Don Duncan (CFA) S Josh Furman (Rd. 7c) G/C Max Garcia (Rd. 4) TE Jeff Heuerman (Rd. 3) NT Darius Kilgo (Rd. 6) OLB Danny Mason (CFA) NT Chuka Ndule (CFA) CB Taurean Nixon (Rd. 7b) WR David Porter (CFA) T Connor Rains (CFA) OLB Shane Ray (Rd. 1) T Kyle Robers (CFA) T Ty Sambrailo (Rd. 2) P Karl Schmitz (CFA) QB Trevor Siemian (Rd. 7a) WR Jordan Taylor (CFA) DE Josh Watson (CFA)	TE/FB James Casey TE Owen Daniels (UFA-Bal.) T Ryan Harris TE Marcel Jensen (W-Jac.) S Ross Madison CB Curtis Marsh WR Solomon Patton (W-T.B.) DE Antonio Smith G Shelley Smith S Darian Stewart (UFA-Bal.) ILB Reggie Walker DE Vance Walker WR Kyle Williams	G/C Gino Gradkowski (Bal.)

Players on Injured Reserve listed in italics

BRONCOS TRANSACTIONS (7/22/14-6/18/15)

BY DATE

7/22/14	Released TE Joel Dreessen (failed physical)		Signed QB Zac Dysert to practice squad
	Designated S Eric Hagg as reserve/retired		Signed WR Bennie Fowler to practice squad
7/23/14	Signed K Mitch Ewald (CFA)		Signed G Winston Painter to practice squad
7/28/14	Waived T Aslam Sterling (left squad)		Signed WR Nathan Palmer to practice squad
7/30/14	Signed DT Cody Larsen		Signed C Matt Paradis to practice squad
	Signed DT Will Pericak	9/1/14	Signed TE Gerrell Robinson to practice squad
8/5/14	Signed DE Brian Sanford	9/2/14	Signed DE Zach Thompson to practice squad
	Waived DE Hall Davis (left squad)	9/3/14	Signed LS Kevin McDermott to practice squad
8/20/14	Waived/injured DE Greg Latta		Signed WR Nathan Palmer to active roster
8/25/14	Terminated/injured LB Jamar Chaney	9/8/14	Signed G Ryan Miller to practice squad
	Released T Winston Justice	9/9/14	Released LS Kevin McDermott
	Placed WR Jordan Norwood on injured reserve		Signed TE Dominique Jones to practice squad
	Waived/injured DE Chase Vaughn	9/11/14	Waived WR Nathan Palmer
	Waived RB Brennan Clay	9/29/14	Signed WR Nathan Palmer to practice squad
	Waived WR Greg Hardin	10/3/14	Waived DE Chase Vaughn from injured reserve
	Waived LB Jerrell Harris	10/7/14	Released K Matt Prater
	Waived DT Cody Larsen	10/8/14	Released G Ryan Miller
	Waived S Charles Mitchell	10/14/14	Signed RB Jeremy Stewart to practice squad
	Waived DT Will Pericak		Placed LB Danny Trevathan on injured reserve-
	Waived QB Bryn Renner	10/15/14	designated for return
	Waived RB Jerodis Williams		Signed LB Shaquill Barrett to active roster
	Waived WR Greg Wilson	10/20/14	Signed DE Gerald Rivers to practice squad
8/26/14	Acquired K Brandon McManus via trade from N.Y. Giants		Signed RB Kapri Bibbs to practice squad
	Waived K Mitch Ewald	10/22/14	Waived LB Shaquill Barrett
8/30/14	Released DT Sione Fua	10/29/14	Signed LB Shaquill Barrett to practice squad
	Released TE Jameson Konz		Signed WR Douglas McNeil to practice squad
	Released TE Cameron Morrah	11/13/14	Waived DE Greg Latta from injured reserve
	Released CB Jerome Murphy		Claimed LB Todd Davis off waivers (N.O.)
	Released DL Brian Sanford	11/18/14	Placed LB Nate Irving on injured reserve
	Released DT Kevin Vickerson		Signed T Mark Asper to practice squad
	Waived LB Shaquill Barrett		Signed S Josh Bush to practice squad
	Waived RB Kapri Bibbs		Released WR Douglas McNeil
	Waived S John Boyett	11/22/14	Released DE Zach Thompson
	Waived QB Zac Dysert		Signed RB Jeremy Stewart to active roster
	Waived LB L.J. Fort	11/25/14	Waived RB Kapri Bibbs
	Waived WR Bennie Fowler		Signed K Connor Barth
	Waived S Duke Ihenacho	11/26/14	Waived K Brandon McManus
	Waived G Ryan Miller	12/4/14	Signed RB Kapri Bibbs to practice squad
	Waived G Winston Painter		Signed K Brandon McManus to practice squad
	Waived WR Nathan Palmer	12/6/14	Released DE Gerald Rivers
	Waived C Matt Paradis		Signed K Brandon McManus
	TE Gerrell Robinson	12/8/14	Waived WR Isaiah Burse
	Waived CB Jordan Sullen		Signed WR Isaiah Burse to practice squad
	Waived CB Louis Young	12/10/14	Released T Mark Asper
	Placed DE Kenny Anunike on injured reserve	12/13/14	Signed DE Gerald Rivers to practice squad
8/31/14	Signed LB Shaquill Barrett to practice squad		Signed TE Dominique Jones to active roster
	Signed RB Kapri Bibbs to practice squad		Placed RB Montee Ball on injured reserve
	Signed S John Boyett to practice squad	12/16/14	Placed S Quinton Carter on injured reserve
			Placed LB Danny Trevathan on injured reserve

BRONCOS TRANSACTIONS, CONT.

	Waived TE Dominique Jones		Signed WR David Porter (CFA)
12/17/14	Signed S Josh Bush to active roster	5/13/15	Signed G Max Garcia (draft choice)
	Signed G Jon Halapio to practice squad		Signed NT Darius Kilgo (draft choice)
12/18/14	Signed TE Dominique Jones	5/14/15	Signed CB Lorenzo Doss (draft choice)
	Signed T DeMarcus Love to practice squad	5/15/15	Signed T Ty Sambrailo (draft choice)
12/29/14	Signed WR Jeremy Kelley to future contract		Signed CB Taurean Nixon (draft choice)
	Signed CB Curtis Marsh to future contract		Signed S Josh Furman (draft choice)
	Signed DE Chase Vaughn to future contract		Signed QB Trevor Siemian (draft choice)
	Signed WR Kyle Williams to future contract	5/29/15	Signed T Ryan Harris
1/5/15	Signed LB Danny Mason (CFA)		Placed T Ryan Clady on injured reserve
1/10/15	Signed LB Shaquill Barrett to active roster	6/1/15	Signed OLB Shane Ray (draft choice)
	Placed DE Quanterus Smith on injured reserve	6/4/15	Signed TE Jeff Heuerman (draft choice)
1/12/15	Signed RB Kapri Bibbs to future contract		
	Signed WR Isaiah Burse to future contract		
	Signed WR Bennie Fowler to future contract		
	Signed WR Nathan Palmer to future contract		
	Signed C Matt Paradis to future contract		
	Signed DE Gerald Rivers to future contract		
1/13/15	Signed G Jon Halapio to future contract		
1/14/15	Signed S Ross Madison to future contract		
1/15/15	Signed WR Kerry Taylor to future contract		
1/21/15	Signed QB Zac Dysert to future contract		
1/29/15	Signed CB Tevrin Brandon (CFA)		
3/10/15	Signed TE/FB Joe Don Duncan (CFA)		
3/11/15	Signed TE Owen Daniels		
3/12/15	Signed P/PK Karl Schmitz (CFA)		
	Signed DE Vance Walker		
3/14/15	Signed G Shelley Smith		
3/18/15	Signed S Darian Stewart		
3/27/15	Signed ILB Reggie Walker		
4/2/15	Acquired C/G Gino Gradkowski via trade (Baltimore)		
4/6/15	Signed DE Antonio Smith		
4/13/15	Signed TE/FB James Casey		
4/23/15	Waived WR Kerry Taylor		
4/28/15	Waived OLB Quanterus Smith		
5/4/15	Waived T Paul Cornick and WR Jeremy Kelley		
5/5/15	Signed ILB Zaire Anderson (CFA)		
	Signed C Dillon Day (CFA)		
	Signed WR Matt Miller (CFA)		
	Signed NT Chuka Ndulue (CFA)		
	Signed T Connor Rains (CFA)		
	Signed T Kyle Roberts (CFA)		
	Signed WR Jordan Taylor (CFA)		
	Signed DE Josh Watson (CFA)		
5/11/15	Waived G Jon Halapio		
	Waived WR Matt Miller		
5/12/15	Claimed TE Marcel Jensen off waivers (Jac.)		
	Claimed WR Solomon Patton off waivers (T.B.)		
	Signed G Andre Davis (CFA)		

BY PLAYER

ANUNIKE, Kenny — DE

5/12/14 Signed

ANDERSON, Zaire — ILB

5/5/15 Signed

ANUNIKE, Kenny — DE

8/30/14 Placed on injured reserve

ASPER, Mark — T

11/18/14 Signed to practice squad

12/8/14 Released

BALL, Montee — RB

12/13/14 Placed on injured reserve

BARRETT, Shaquill — OLB

8/30/14 Waived

9/1/14 Signed to practice squad

10/15/14 Signed to active roster

10/20/14 Waived

10/22/14 Signed to practice squad

1/10/15 Signed to active roster

BARTH, Connor — K

11/25/14 Signed

BIBBS, Kapri — RB

8/30/14 Waived

9/1/14 Signed to practice squad

10/20/14 Signed to active roster

11/22/14 Waived

11/26/14 Signed to practice squad

1/12/15 Signed to future contract

BOYETT, John — S

8/30/14 Waived

9/1/14 Signed to practice squad

BRANDON, Tevrin — CB

1/21/15 Signed to future contract (CFA)

BURSE, Isaiah — WR

12/6/14 Waived

12/8/14 Signed to practice squad

1/12/15 Signed to future contract

BUSH, Josh — S

11/18/14 Signed to practice squad

12/17/14 Signed to active roster

**CARTER, Quinton — S**

12/13/14 Placed on injured reserve

CASEY, James — TE/FB

4/13/15 Signed

CHANEY, Jamar — LB

8/25/14 Terminated/injured

CLADY, Ryan — T

5/29/15 Placed on injured reserve

CORNICK, Paul — T

5/4/15 Waived

DANIELS, Owen — TE

3/11/15 Signed

DAVIS, Andre — G

5/12/15 Signed

DAVIS, Gerald — DE

10/15/14 Signed to practice squad

DAVIS, Hall — DE

8/5/14 Waived (left squad)

DAVIS, Todd — LB

11/13/14 Claimed off waivers (N.O.)

DAY, Dillon — C

5/5/15 Signed

DOSS, Lorenzo — CB

5/14/15 Signed (draft choice)

DREESSEN, Joel — TE

7/22/14 Released (failed physical)

DUNCAN, Joe Don — TE/FB

3/10/15 Signed (CFA)

DYSERT, Zac — QB

8/30/14 Waived

9/1/14 Signed to practice squad

1/21/15 Signed to future contract

EWALD, Mitch — K

7/23/14 Signed

8/26/14 Waived

FORT, L.J. — LB

8/30/14 Waived

FOWLER, Bennie — WR

8/30/14 Waived

9/1/14 Signed to practice squad

1/12/15 Signed to future contract

FUA, Sione — DT

8/30/14 Released

FURMAN, Josh — CB

5/15/15 Signed (draft choice)

GARCIA, Max — G

5/13/15 Signed (draft choice)

GRADKOWSKI, Gino — C/G

4/2/15 Acquired via trade (Baltimore)

HAGG, Eric — S

7/22/14 Designated as reserve/retired

HALAPIO, Jon — G

12/17/14 Signed to practice squad

1/13/15 Signed to future contract

5/11/15 Waived

HARDIN, Greg — WR

8/25/14 Waived

HARRIS, Jerrell — LB

8/25/14 Waived

HARRIS, Ryan — T

5/29/15 Signed

HEURMAN, Jeff — TE

6/4/15 Signed (draft choice)

IHENACHO, Duke — S

8/30/14 Waived

IRVING, Nate — LB

11/13/14 Placed on injured reserve

JENSEN, Marcel — TE

5/12/15 Claimed off waivers (Jac.)

JONES, Dominique — TE

9/9/14 Signed to practice squad

12/13/14 Signed to active roster

12/16/14 Waived

12/18/14 Signed

JUSTICE, Winston — T

8/25/14 Released

KELLEY, Jeremy — WR

12/29/14 Signed to future contract

5/4/15 Waived

KILGO, Darius — NT

5/13/15 Signed (draft choice)

KONZ, Jameson — TE

8/30/14 Released

LARSEN, Cody — DT

7/30/14 Signed

8/25/14 Waived

LATTA, Greg — DE

8/20/14 Waived/injured

8/22/14 Placed on injured reserve

10/29/14 Waived from injured reserve

LOVE, DeMarcus — T

12/18/14 Signed to practice squad

MADISON, Ross — S

1/14/15 Signed to future contract

MARSH, Curtis — CB

12/29/14 Signed to future contract

MASON, Danny — LB

1/5/15 Signed to a future contract

McDERMOTT, Kevin — LS

9/2/14 Signed to practice squad

9/8/14 Released

McMANUS, Brandon — K

8/26/14 Acquired via trade from N.Y. Giants

11/25/14 Waived

12/4/14 Signed to practice squad

12/6/14 Signed to active roster

McNEIL, Douglas — WR

10/29/14 Signed to practice squad

11/18/14 Released

MILLER, Matt — WR

5/5/15 Signed

5/11/15 Waived

MILLER, Ryan — OL

8/30/14 Waived

9/3/14 Signed to practice squad

10/7/14 Released



BRONCOS TRANSACTIONS, CONT.

MITCHELL, Charles — S

8/25/14 Waived

MORRAH, Cameron — TE

8/30/14 Released

MURPHY, Jerome — CB

8/30/14 Released

NDULUE, Chuka — NT

5/5/15 Signed

NIXON, Taurean — CB

5/15/15 Signed (draft choice)

NORWOOD, Jordan — WR

8/25/14 Placed on injured reserve

PAINTER, Vinston — T

8/30/14 Waived

9/1/14 Signed to practice squad

PALMER, Nathan — WR

8/30/14 Waived

9/1/14 Signed to practice squad

9/3/14 Signed to active roster

9/9/14 Waived

9/11/14 Signed to practice squad

1/12/15 Signed to future contract

PARADIS, Matt — C

8/30/14 Waived

9/1/14 Signed to practice squad

1/12/15 Signed to future contract

PATTON, Solomon — WR

5/12/15 Claimed off waivers (T.B.)

PERICAK, Will — DT

7/30/14 Signed

8/25/14 Waived

PORTER, David — WR

5/12/15 Signed

PRATER, Matt — K

10/3/14 Released

RAINS, Connor — T

5/5/15 Signed

RAY, Shane — OLB

6/1/15 Signed (draft choice)

RENNER, Bryn — QB

8/25/14 Waived

RIVERS, Gerald — OLB

10/15/14 Signed to practice squad

12/4/14 Released

12/10/14 Signed to practice squad

1/12/15 Signed to future contract

ROBERTS, Kyle — T

5/5/15 Signed

ROBINSON, Gerell — TE

8/30/14 Waived

9/1/14 Signed to practice squad

SAMBRAILO, Ty — T

5/15/15 Signed (draft choice)

SANFORD, Brian — DE

8/5/14 Signed

8/30/14 Released

SCHMITZ, Karl — P/PK

3/12/15 Signed (CFA)

SMITH, Antonio — DE

4/6/15 Signed

SMITH, Quarterus — DE

1/10/15 Placed on injured reserve

4/28/15 Waived

SMITH, Shelley — G

3/14/15 Signed

SIEMIAN, Trevor — QB

5/15/15 Signed (draft choice)

STERLING, Aslam — T

7/28/14 Waived (left squad)

STEWART, Darian — S

3/18/15 Signed

STEWART, Jeremy — RB

10/8/14 Signed to practice squad

11/22/14 Signed to active roster

SULLEN, Jordan — CB

8/30/14 Waived

TAYLOR, Jordan — T

5/5/15 Signed

TAYLOR, Kerry — WR

1/15/15 Signed to future contract

4/23/15 Waived

THOMPSON, Zach — DE

9/1/14 Signed to practice squad

11/18/14 Released

TREVATHAN, Danny — ILB

10/14/14 Placed on IR-designated for return

12/16/14 Placed on injured reserve

VAUGHN, Chase — OLB

8/25/14 Waived/injured

9/29/14 Waived from injured reserve

12/29/14 Signed to future contract

VICKERSON, Kevin — DT

8/30/14 Released

WALKER, Reggie — ILB

3/27/15 Signed

WALKER, Vance — DE

3/12/15 Signed

WATSON, Josh — DE

5/5/15 Signed

WILLIAMS, Jerodis — RB

8/25/14 Waived

WILLIAMS, Kyle — WR

12/29/14 Signed to future contract

WILSON, Greg — WR

8/25/14 Waived

YOUNG, Louis — CB

8/30/14 Waived



2014 FINAL REGULAR SEASON STATISTICS (12-4)

Date	W-L	Score	Opponent	Attendance	RUSHING	No.	Yds.	Avg.	Long	TD
Sept 7	W	13-24	Indianapolis	76,939	Anderson	179	849	4.7	27	8
Sept 14	W	24-17	Kansas City	76,900	Hillman	106	434	4.1	37	3
Sept 21	L	20-26	at Seattle	68,447	Thompson	54	272	5.0	47	3
Oct 5	W	41-20	Arizona	76,895	Ball	55	172	3.1	23	1
Oct 12	W	31-17	at New York Jets	76,160	Sanders	8	44	5.5	13	0
Oct 19	W	42-17	San Francisco	77,047	Stewart	6	22	3.7	16	0
Oct 23	W	35-21	San Diego	76,907	Bruton	1	13	13.0	13	0
Nov 2	L	21-43	at New England	68,756	Green	2	3	1.5	3	0
Nov 9	W	41-17	at Oakland	54,803	Osweller	8	0	0.0	4	0
Nov 16	L	7-22	at St. Louis	59,401	Manning	24	-24	-1.0	4	0
Nov 23	W	39-36	Miami	76,987	BRONCOS	443	1785	4.0	47	15
Nov 30	W	29-16	at Kansas City	76,894	OPPONENTS	349	1276	3.7	85	9
Dec 7	W	24-17	Buffalo	76,913	RECEIVING	No.	Yds.	Avg.	Long	TD
Dec 14	W	22-10	at San Diego	68,682	D.Thomas	111	1619	14.6	86	11
Dec 22	L	28-37	at Cincinnati	66,107	Sanders	101	1404	13.9	48	9
Dec 28	W	47-14	Oakland	76,929	Welker	49	464	9.5	39	2

TEAM STATISTICS				Den	Opp
TOTAL FIRST DOWNS				360	311
Rushing				98	60
Passing				227	219
Penalty				35	32
3RD DOWN: MADE/ATT				94/213	81/222
3rd Down Pct.				44.1%	36.5%
4TH DOWN: MADE/ATT				6/13	10/17
4th Down Pct.				46.2%	58.8%
POSSESSION AVG.				30:35	29:25
TOTAL NET YARDS				6446	4883
Avg. Per Game				402.9	305.2
Total Plays				1067	1031
Avg. Per Play				6.0	4.7
NET YARDS RUSHING				1785	1276
Avg. Per Game				111.6	79.8
Total Rushes				443	349
NET YARDS PASSING				4661	3607
Avg. Per Game				291.3	225.4
Sacked/Yards Lost				17/118	41/252
Gross Yards				4779	3859
Att./Completions				607/399	641/399
Completion Pct.				65.7%	62.2%
Had Intercepted				15	18
PUNTS/AVERAGE				69/44.2	88/45.9
NET PUNTING AVG.				37.6	40.9
PENALTIES/YARDS				120/1045	103/816
FUMBLES/BALL LOST				16/5	21/7
TOUCHDOWNS				58	41
Rushing				9	9
Passing				40	29
Returns				3	3

SCORE BY PERIODS	1	2	3	4	OT	PTS
BRONCOS	91	151	131	109	0	482
OPPONENTS	56	126	57	109	6	354

SCORING	TD	Ru	Pa	Ret	PAT	FG	S	PTS
J.Thomas	12	0	12	0	0/0	0/0	0	72
McManus	0	0	0	0	41/41	9/13	0	68
D.Thomas	11	0	11	0	0/0	0/0	1	68
Barth	0	0	0	0	15/15	15/16	0	60
Anderson	10	8	2	0	0/0	0/0	0	60
Sanders	9	0	9	0	0/0	0/0	1	56
Hillman	4	3	1	0	0/0	0/0	0	24
Thompson	3	3	0	0	0/0	0/0	0	18
Welker	2	0	2	0	0/0	0/0	0	12
Talib	2	0	0	2	0/0	0/0	0	12
Tammie	2	0	2	0	0/0	0/0	0	12
T.Garter	1	0	0	1	0/0	0/0	0	6
Ball	1	1	0	0	0/0	0/0	0	6
Green	1	0	1	0	0/0	0/0	0	6
Irving	0	0	0	0	0/0	0/0	0	2
BRONCOS	58	15	40	3	56/56	24/29	2	482
OPPONENTS	41	9	29	3	37/37	23/28	1	354

2-PT. CONVERSIONS: BRONCOS 2-2, OPPONENTS 1-3

SACKS: Miller 14.0, Ware 10.0, Jackson 3.0, Ward 2.0, Marshall 2.0, Knighton 2.0, Wolfe 1.5, McCray 1.0, Talib 1.0, Irving 1.0, Q. Carter 1.0, Roby 1.0, Harris Jr. 1.0, Johnson 1.0, **BRONCOS 41.0, OPPONENTS 17.0**

FUM/Lost: Manning 5/2, Burse 3/1, Tammie 1/1, Ball 1/1, Colquitt 1/0, Anderson 1/0, Hillman 1/0, Sanders 1/0, J. Thomas 1/0, Thompson 1/0

RECEIVING	No.	Yds.	Avg.	Long	TD
D.Thomas	111	1619	14.6	86	11
Sanders	101	1404	13.9	48	9
Welker	49	464	9.5	39	2
J.Thomas	43	489	11.4	35	12
Anderson	34	324	9.5	51	2
Hillman	21	139	6.6	16	1
Tammie	14	109	7.8	26	2
Ball	9	62	6.9	16	0
Green	6	74	12.3	38	1
Caldwell	5	47	9.4	15	0
Thompson	4	25	6.3	14	0
Latimer	2	23	11.5	14	0
Burse	0	0	0	0	0
BRONCOS	399	4779	12.0	86	40
OPPONENTS	399	3859	9.7	81	29

INTERCEPTIONS	No.	Yds.	Avg.	Long	TD
Talib	4	62	15.5	33	2
Moore	4	36	9.0	19	0
Harris Jr.	3	52	17.3	38	0
Ward	2	55	27.5	37	0
Roby	2	0	0.0	0	0
Bush	1	5	5.0	5	0
Ware	1	3	3.0	3	0
Marshall	1	0	0.0	0	0
BRONCOS	18	213	11.8	38	2
OPPONENTS	15	228	15.2	52	1

PUNTING	No.	Yds.	Avg.	Net	TB	In20	Long	B
Colquitt	69	3048	44.2	37.6	4	25	65	0
BRONCOS	69	3048	44.2	37.6	4	25	65	0
OPPONENTS	88	4035	45.9	40.9	7	23	71	0

PUNT RETURNS	No.	FC	Yds.	Avg.	Long	TD
Burse	29	24	211	7.3	22	0
Welker	11	3	74	6.7	19	0
Sanders	1	1	11	11.0	11	0
BRONCOS	41	28	296	7.2	22	0
OPPONENTS	33	19	371	11.2	84	1

KICKOFF RETURNS	No.	Yds.	Avg.	Long	TD
Bolden	13	429	33.0	77	0
Caldwell	12	278	23.2	54	0
Sanders	3	54	18.0	22	0
Latimer	2	22	11.0	14	0
Austin Jr.	1	12	12.0	12	0
Burse	1	7	7.0	7	0
BRONCOS	32	802	25.1	77	0
OPPONENTS	35	905	25.9	80	0

FIELD GOALS	1-19	20-29	30-39	40-49	50+
Barth	2/2	4/4	5/5	3/4	1/1
McManus	0/0	5/5	2/3	2/3	0/2
BRONCOS	2/2	9/9	7/8	5/7	1/3
OPPONENTS	0/0	8/8	6/8	7/9	2/3

MCMANUS: (21G)(20G)(24G)(44G,53N,41G)(37G)() **BARTH:** () () () () () () (22G,24G,30G,33G, 37G)(50G)(19G,26G,19G,49G,44G)(49N)(49G,36G,35G,21G)

OPPONENTS: (25G)(45G,37N)(20G,46B,28G)(33G,48G)(30G)(51N,22G)() (49G,29G,45G)(41G)(37G,29G,22G,55G,53G)() (39G)(44G)(46B,30G,37N)(37G,49G,23G)()

PASSING	Att.	Comp.	Yds.	Comp.%	Yds/Att.	TD	TD%	Int	Int%	Long	Sack/Lost	Rating
Manning	597	395	4727	66.2%	7.9	39	6.5%	15	2.5%	86	17/118	101.5
Osweller	10	4	52	40.0%	5.2	1	10.0%	0	0.0%	38	0/0	90.4
BRONCOS	607	399	4779	65.7%	7.9	40	6.6%	15	2.5%	86	17/118	101.3
OPPONENTS	641	399	3859	62.2%	6.0	29	4.5%	18	2.8%	81	41/252	82.4

2014 FINAL REGULAR SEASON DEFENSIVE STATISTICS

Based on unofficial press box statistics

PLAYER	TOTAL	SOLO	ASSIST	SACKS-Yds.	INTs-Yds.	PD	FF	FR
1. Marshall	110	88	22	2-17	1-0	9	1	0
2. Ward	74	60	14	2-23	2-55	6	0	0
3. Roby	64	62	2	1-3	2-0	13	2	1
4. Talib	63	54	9	1-8	4-62	17	1	0
5. Miller	60	43	17	14-82.5	0-0	2	1	1
6. Harris Jr.	55	51	4	1-2	3-52	18	1	1
7. Moore	50	44	6	0-0	4-36	5	2	1
8. Irving	44	25	19	1-8	0-0	0	0	0
9. Jackson	42	33	9	3-20	0-0	4	1	0
10. Ware	41	34	7	10-56.5	1-3	1	2	0
11. Wolfe	35	24	11	1.5-1	0-0	1	0	0
12. Knighton	30	18	12	2-13.5	0-0	3	0	0
13. Johnson	22	13	9	0.5-0.5	0-0	0	0	0
14. Williams	21	17	4	0-0	0-0	1	0	0
Bruton Jr.	21	16	5	0-0	0-0	3	2	0
16. Webster	19	18	1	0-0	0-0	2	0	0
17. Q. Carter	17	13	4	1-6	0-0	1	1	0
Davis	17	9	8	0-0	0-0	2	0	0
19. Nelson	13	7	6	0-0	0-0	1	0	0
20. Austin Jr.	12	8	4	0-0	0-0	0	0	0
21. Trevathan	11	9	2	0-0	0-0	0	0	0
Smith	11	7	4	0-0	0-0	2	0	0
23. Bolden	7	7	0	0-0	0-0	0	0	0
24. McCray	6	4	2	1-11	0-0	1	1	0
25. T. Carter	5	5	0	0-0	0-0	1	0	1
26. Unrein	1	1	0	0-0	0-0	0	0	0
Barrow	1	0	1	0-0	0-0	0	0	0
28. Bush	0	0	0	0-0	1-5	1	0	0
TOTALS	852	670	182	41-252	18-213	94	15	5

MISCELLANEOUS TACKLES: Ramirez 3, J. Thomas 3, Manning 2, D. Thomas 2, Anderson 1, Clady 1, Hillman 1, Sanders 1, Tamme 1, Welker 1.

MISCELLANEOUS FUMBLE RECOVERIES: Welker 3, Caldwell 2, Clady 1.

MISCELLANEOUS FORCED FUMBLES: None.

DEFENSIVE TOUCHDOWNS: Talib (22-yd. INT return at NYJ, 10/12), Talib (33-yd. INT return at Cin., 12/22), T. Carter (20-yd. FUM return vs. Oak., 12/28).

TWO-POINT CONVERSION STOPS: None.

2014 FINAL REGULAR SEASON SPECIAL TEAMS STATISTICS

Based on unofficial press box statistics

PLAYER	TOTAL	SOLO	ASSIST	FF	FR	BK	BP	TD
1. Bolden	12	9	3	0	1	0	0	0
2. Johnson	10	8	2	0	1	0	0	0
3. Barrow	8	6	2	0	0	0	0	0
4. Caldwell	5	4	1	0	0	0	0	0
Green	5	3	2	0	0	0	0	0
6. Webster	4	4	0	0	0	0	0	0
Q. Carter	4	4	0	0	0	0	0	0
Bruton	4	3	1	0	0	0	0	0
Nelson	4	3	1	0	0	0	0	0
10. Tamme	3	3	0	0	0	0	0	0
Brewer	3	3	0	0	0	0	0	0
12. Marshall	2	2	0	0	0	0	0	0
Davis	2	2	0	0	0	0	0	0
Bush	2	2	0	0	0	0	0	0
Stewart	2	2	0	0	0	0	0	0
Irving	2	1	1	0	0	0	0	0
17. Roby	1	1	0	0	1	0	0	0
Colquitt	1	0	1	0	0	0	0	0
19. Wolfe	0	0	0	0	0	1	0	0
Knighton	0	0	0	0	0	1	0	0
Burse	0	0	0	0	1	0	0	0
TOTALS	74	68	14	0	4	2	0	0

2014 FINAL POSTSEASON STATISTICS (0-1)

Date	W-L	Score	Opponent	Attendance	RUSHING	No.	Yds.	Avg.	Long	TD						
Jan 11	L	13-24	Indianapolis	76,867	Anderson	18	80	4.4	22	0						
					Hillman	2	8	4.0	10	0						
TEAM STATISTICS					Den	Opp	BRONCOS	20	88	4.4	22	0				
TOTAL FIRST DOWNS					19	23	OPPONENTS	28	99	3.5	20	1				
Rushing					6	6	RECEIVING	No.	Yds.	Avg.	Long	TD				
Passing					10	15	Sanders	7	46	6.6	17	0				
Penalty					3	2	J.Thomas	6	53	8.8	32	0				
3RD DOWN: MADE/ATT					4/16	5/13	Anderson	6	29	4.8	15	0				
3rd Down Pct.					25.0%	38.5%	D.Thomas	5	59	11.8	24	1				
4TH DOWN: MADE/ATT					1/2	0/0	Welker	1	20	20.0	20	0				
4th Down Pct.					50.0%	0.0	Green	1	4	4.0	4	0				
POSSESSION AVG.					25:59	34:01	BRONCOS	26	211	8.1	32	1				
TOTAL NET YARDS					288	364	OPPONENTS	27	265	9.8	32	2				
Avg. Per Game					288.0	364.0	INTERCEPTIONS	No.	Yds.	Avg.	Long	TD				
Total Plays					68	71	Roby	1	2	2.0	2	0				
Avg. Per Play					4.2	5.1	Moore	1	0	0.0	0	0				
NET YARDS RUSHING					88	99	BRONCOS	2	2	1.0	2	0				
Avg. Per Game					88.0	99.0	OPPONENTS	0	0	0.0	—	0				
Total Rushes					20	28	PUNTING	No.	Yds.	Avg.	Net	TB	In	Lg	B	
NET YARDS PASSING					200	265	Colquitt	6	244	40.7	39.5	0	1	48	0	
Avg. Per Game					200.0	265.0	BRONCOS	6	244	40.7	39.5	0	1	48	0	
Sacked/Yards Lost					2/11	0/0	OPPONENTS	4	169	42.3	37.5	1	1	46	0	
Gross Yards					211	265	PUNT RETURNS	No.	FC	Yds.	Avg.	Long	TD			
Attempts/Completions					46/26	43/27	Welker	1	0	-1	-1.0	-1	0			
Completion Pct.					56.5%	62.8%	BRONCOS	1	0	-1	-1.0	-1	0			
Had Intercepted					0	2	OPPONENTS	3	0	7	2.3	9	0			
PUNTS/AVERAGE					6/40.7	4/42.3	KICKOFF RETURNS	No.	Yds.	Avg.	Long	TD				
NET PUNTING AVG.					39.5	37.5	BRONCOS	0	0	0.0	0	0				
PENALTIES/YARDS					2/8	10/67	OPPONENTS	2	32	16.0	32	0				
FUMBLES/BALL LOST					1/1	0/0	Field Goals	1-19	20-29	30-39	40-49	50+				
TOUCHDOWNS					1	3	Barth	0/0	0/0	0/0	2/2	0/0				
Rushing					0	1	BRONCOS	0/0	0/0	0/0	2/2	0/0				
Passing					1	2	OPPONENTS	0/0	0/0	1/1	0/1	0/0				
Returns					0	0	BARTH: (45G,41G)									
					OPPONENTS: (44WR,30G)											
SCORE BY PERIODS					1	2	3	4	OT	PTS						
BRONCOS					7	3	0	3	0	13						
OPPONENTS					0	14	7	3	0	24						
SCORING					TD	Ru	Pa	Ret	K-PAT	FG	S	PTS				
Barth					0	0	0	0	1/1	2/2	0	7				
D.Thomas					1	0	1	0	0/0	0/0	0	6				
BRONCOS					1	0	1	0	1/1	2/2	0	13				
OPPONENTS					3	1	2	0	3/3	1/2	0	24				
2-PT. CONVERSIONS: BRONCOS 0-0, OPPONENTS 0-0																
SACKS: BRONCOS 0.0, OPPONENTS 2.0																
FUM/Lost: Manning 1/1																
PASSING					Att.	Comp.	Yds.	Comp.%	Yds/Att.	TD	TD%	Int	Int%	Long	Sack/Lost	Rating
Manning					46	26	211	56.5%	4.6	1	2.2%	0	0.0%	32	2/11	75.5
BRONCOS					46	26	211	56.5%	4.6	1	2.2%	0	0.0%	32	2/11	75.5
OPPONENTS					43	27	265	62.8%	6.2	2	4.7%	2	4.7%	32	0/0	76.2

2014 FINAL POSTSEASON DEFENSIVE STATISTICS

Based on unofficial press box statistics

PLAYER	TOTAL	SOLO	ASSIST	SACKS-Yds.	INTs-Yds.	PD	FF	FR
1. Johnson	6	5	1	0-0	0-0	0	0	0
Miller	6	5	1	0-0	0-0	0	0	0
Marshall	6	4	2	0-0	0-0	0	0	0
Davis	6	3	3	0-0	0-0	0	0	0
5. Talib	4	4	0	0-0	0-0	1	0	0
Ware	4	3	1	0-0	0-0	0	0	0
Jackson	4	1	3	0-0	0-0	0	0	0
8. Harris Jr.	3	3	0	0-0	0-0	1	0	0
Bruton	3	3	0	0-0	0-0	0	0	0
Austin Jr.	3	2	1	0-0	0-0	0	0	0
Wolfe	3	2	1	0-0	0-0	0	0	0
Knighton	3	1	2	0-0	0-0	0	0	0
13. Roby	2	2	0	0-0	1-2	1	0	0
Moore	2	2	0	0-0	1-0	1	0	0
Ward	2	2	0	0-0	0-0	2	0	0
McCray	2	1	1	0-0	0-0	0	0	0
17. Williams	1	1	0	0-0	0-0	0	0	0
TOTALS	60	44	16	0-0	2-2	6	0	0

MISCELLANEOUS TACKLES: Ramirez 1.

MISCELLANEOUS FUMBLE RECOVERIES: None.

MISCELLANEOUS FORCED FUMBLES: None.

DEFENSIVE TOUCHDOWNS: None.

TWO-POINT CONVERSION STOPS: None.

2014 FINAL POSTSEASON SPECIAL TEAMS STATISTICS

Based on unofficial press box statistics

PLAYER	TOTAL	SOLO	ASSIST	FF	FR	BK	BP	TD
1. Bolden	2	2	0	0	0	0	0	0
2. Johnson	1	1	0	0	0	0	0	0
Nelson	1	1	0	0	0	0	0	0
Stewart	1	1	0	0	0	0	0	0
TOTALS	5	5	0	0	0	0	0	0

DENVER'S 2014 RECORD WAS WHEN...

Reg.	Post.		Reg.	Post.	
8-1	0-1	leading after 1st quarter	1-4	N/A	losing turnover margin
11-0	N/A	leading after 2nd quarter	4-4	N/A	Denver passes for 300 yards
11-1	N/A	leading after 3rd quarter	2-1	N/A	opponent passes for 300 yards
2-1	N/A	trailing after 1st quarter	0-1	N/A	playing in domes
1-4	0-1	trailing after 2nd quarter	12-3	0-1	playing outdoors
1-3	0-1	trailing after 3rd quarter	1-4	N/A	playing on an artificial surface
9-1	0-1	Denver scores first	11-0	0-1	playing on natural grass
3-3	N/A	opponent scores first	7-2	0-1	winning the coin toss
N/A	N/A	tied at the half	5-2	N/A	losing the coin toss
10-0	N/A	Denver rushes for 100 yards	12-3	N/A	scoring 20 or more points
1-3	N/A	opponent rushes for 100 yards	4-4	0-1	yielding 20 or more points
8-0	0-1	winning turnover margin	0-1	N/A	in overtime games

2014 FINAL PRESEASON STATISTICS (3-1)

Date	W-L	Score	Opponent	Attendance	RUSHING					No.	Yds.	Avg.	Long	TD																
Aug 7	W	21-16	Seattle	75,593	Thompson					29	143	4.9	20	0																
Aug 17	W	34-0	at San Francisco	68,426	Bibbs					19	84	4.4	14	3																
Aug 23	L	17-18	Houston	75,093	Anderson					27	83	3.1	10	2																
Aug 28	W	27-3	at Dallas	77,922	Osweller					10	63	6.3	26	0																
					Hillman					17	58	3.4	11	1																
					Ball					4	13	3.3	5	0																
					Clay					7	7	1.0	3	0																
					Dysert					6	6	1.0	8	0																
					J.Williams					2	2	1.0	2	0																
					Manning					1	1	1.0	1	0																
TEAM STATISTICS					Den	Opp	BRONCOS					122	460	3.8	26	6														
TOTAL FIRST DOWNS					80	67	OPPONENTS					95	289	3.0	9	2														
Rushing					28	17	RECEIVING					No.	Yds.	Avg.	Long	TD														
Passing					42	36	D.Thomas					10	89	8.9	20	0														
Penalty					10	14	J.Thomas					7	67	9.6	19	1														
3RD DOWN: MADE/ATT					30/54	13/47	Welker					7	64	9.1	16	0														
3rd Down Pct.					55.6%	27.7%	Morrah					6	88	14.7	29	1														
4TH DOWN: MADE/ATT					1/3	4/6	Sanders					5	128	25.6	67 1/2	2														
4th Down Pct.					33.3%	66.7%	Latimer					5	116	23.2	57	1														
POSSESSION AVG.					30:50	29:10	Fowler					5	55	11.0	19	0														
TOTAL NET YARDS					1387	987	Anderson					5	17	3.4	6	0														
Avg. Per Game					346.8	246.8	Burse					4	65	16.3	28	0														
Total Plays					247	237	Caldwell					4	60	15.0	34	0														
Avg. Per Play					5.6	4.2	Norwood					4	54	13.5	34 1/2	1														
NET YARDS RUSHING					460	289	Ball					4	21	5.3	8	0														
Avg. Per Game					115.0	72.3	Tanne					3	39	13.0	20	0														
Total Rushes					122	95	Thompson					3	23	7.7	12	0														
NET YARDS PASSING					927	698	Wilson					3	22	7.3	16	0														
Avg. Per Game					231.8	174.5	Hillman					3	16	5.3	6	0														
Sacked/Yards Lost					4/25	9/73	Robinson					3	16	5.3	6	0														
Gross Yards					952	771	Palmer					1	7	7.0	7	0														
Attempts/Completions					121/84	133/82	Konz					1	4	4.0	4	0														
Completion Pct.					69.4%	61.7%	Hardin					1	1	1.0	1	0														
Had Intercepted					3	4	BRONCOS					84	952	11.3	67 1/2	6														
PUNTS/AVERAGE					11/44.6	19/46.4	OPPONENTS					82	771	9.4	48	1														
NET PUNTING AVG.					44.1	38.1	INTERCEPTIONS					No.	Yds.	Avg.	Long	TD														
PENALTIES/YARDS					36/283	35/318	T.Carter					2	32	16.0	32	0														
FUMBLES/BALL LOST					1/0	3/2	Johnson					2	27	13.5	27	0														
TOUCHDOWNS					12	3	BRONCOS					4	59	14.8	32	0														
Rushing					6	2	OPPONENTS					3	22	7.3	11	0														
Passing					6	1	PUNTING					No.	Yds.	Avg.	Net	TB	In	Lg	B											
Returns					0	0	Colquitt					11	491	44.6	44.1	0	8	57	0											
SCORE BY PERIODS					1	2	3	4	OT	PTS	BRONCOS					11	491	44.6	44.1	0	8	57	0							
BRONCOS					20	31	28	20	0	99	OPPONENTS					19	882	46.4	38.1	2	7	65	0							
OPPONENTS					0	20	6	11	0	37	PUNT RETURNS					No.	FC	Yds.	Avg.	Long	TD									
SCORING					TD	Ru	Pa	Ret	K-PAT	FG	S	PTS	Burse					8	5	82	10.3	26	0							
Bibbs					3	3	0	0	0/0	0/0	0	18	Norwood					2	0	37	18.5	20	0							
Anderson					2	2	0	0	0/0	0/0	0	12	BRONCOS					10	5	119	11.9	26	0							
Sanders					2	0	2	0	0/0	0/0	0	12	OPPONENTS					3	4	6	2.0	7	0							
Prater					0	0	0	0	4/4	2/4	0	10	KICKOFF RETURNS					No.	Yds.	Avg.	Long	TD								
McManus					0	0	0	0	3/3	2/4	0	9	Burse					4	70	17.5	31	0								
Ewald					0	0	0	0	5/5	1/2	0	8	BRONCOS					4	70	17.5	31	0								
Latimer					1	0	1	0	0/0	0/0	0	6	OPPONENTS					9	213	23.7	32	0								
Norwood					1	0	1	0	0/0	0/0	0	6	Field Goals					1-19	20-29	30-39	40-49	50+								
Morrah					1	0	1	0	0/0	0/0	0	6	M.Prater					0/0	1/1	1/1	0/1	0/1								
J.Thomas					1	0	1	0	0/0	0/0	0	6	B.McManus					0/0	1/1	0/0	1/1	0/2								
Hillman					1	1	0	0	0/0	0/0	0	6	M.Ewald					0/0	1/1	0/1	0/0	0/0								
BRONCOS					12	6	6	0	12/12	5/10	0	99	BRONCOS					0/0	3/3	1/2	1/2	0/3								
OPPONENTS					3	2	1	0	2/2	5/7	1	37	OPPONENTS					0/0	3/3	0/0	2/3	0/1								
2-PT. CONVERSIONS: BRONCOS 0-0, OPPONENTS 1-1																														
SACKS: Barrett 2.0, Young 1.0, Unrein 1.0, Austin Jr. 1.0, Ward 1.0, Ware 1.0, Smith 0.5, Fua 0.5, Johnson 0.5, Anunike 0.5, BRONCOS 9.0, OPPONENTS 4.0																														
PRATER: (54WL)(26G)(32G,49WL)() MC MANUS: ()() (52WR,20G,54WR,40G) EWALD: ()(22G)(36WL)() OPPONENTS: (41G,40G,22G)(55WR,44WR)(24G)(24G)																														
FUM/Lost: Manning 1/0																														
PASSING																			Att.	Comp.	Yds.	Comp.%	Yds/Att.	TD	TD%	Int	Int%	Long	Sack/Lost	Rating
Manning																			54	43	423	79.6%	7.8	3	5.6%	1	1.9%	67 1/2	1/6	110.1
Osweller																			49	29	423	59.2%	8.6	2	4.1%	2	4.1%	57	3/19	84.0
Dysert																			18	12	106	66.7%	5.9	1	5.6%	0	0.0%	18	0/0	100.7
BRONCOS																			121	84	952	69.4%	7.9	6	5.0%	3	2.5%	67 1/2	4/25	98.9
OPPONENTS																			133	82	771	61.7%	5.8	1	0.8%	4	3.0%	48	9/73	67.6

2014 FINAL PRESEASON DEFENSIVE STATISTICS

Based on unofficial press box statistics

PLAYER	TOTAL	SOLO	ASSIST	SACKS-YDS.	INTS-YDS.	PD	FF	FR
1. Nelson	16	12	4	0-0	0-0	0	0	1
2. Johnson	13	8	5	0.5-3	2-27	3	0	0
3. Marshall	11	11	0	0-0	0-0	0	0	0
4. Roby	10	10	0	0-0	0-0	2	1	0
McCray	10	8	2	0-0	0-0	0	0	0
6. Bolden	9	8	1	0-0	0-0	1	0	0
7. Barrow	8	7	1	0-0	0-0	0	0	0
Murphy	8	6	2	0-0	0-0	0	0	0
9. T. Carter	7	7	0	0-0	2-32	2	0	0
Austin Jr.	7	5	2	1-10	0-0	3	0	0
Q. Carter	7	5	2	0-0	0-0	0	0	0
Unrein	7	4	3	1-10	0-0	0	1	0
13. Vickerson	6	6	0	0-0	0-0	0	0	0
Barrett	6	4	2	2-22	0-0	0	0	0
Fua	6	4	2	0.5-3.5	0-0	1	0	0
Talib	6	4	2	0-0	0-0	1	0	0
17. Mitchell	5	5	0	0-0	0-0	0	0	0
Boyett	5	4	1	0-0	0-0	0	0	0
Ihenacho	5	4	1	0-0	0-0	0	0	0
Irving	5	3	2	0-0	0-0	0	0	0
Ware	5	2	3	1-1	0-0	0	0	0
22. Young	4	3	1	1-11	0-0	0	0	0
S. Williams	4	3	1	0-0	0-0	0	0	0
Pericak	4	2	2	0-0	0-0	0	0	0
Fort	4	2	2	0-0	0-0	0	0	0
Smith	4	0	4	0.5-3.5	0-0	0	0	0
27. Bruton	3	3	0	0-0	0-0	1	0	0
Moore	3	3	0	0-0	0-0	1	0	0
Knighton	3	3	0	0-0	0-0	0	0	0
Ward	3	2	1	1-6	0-0	0	0	0
Anunike	3	1	2	0.5-3	0-0	0	0	0
32. Wolfe	2	2	0	0-0	0-0	0	0	0
Chaney	2	1	1	0-0	0-0	0	0	0
34. Webster	1	1	0	0-0	0-0	0	0	0
Harris	1	1	0	0-0	0-0	0	0	0
Larsen	1	1	0	0-0	0-0	0	0	0
Trevathan	1	1	0	0-0	0-0	0	0	0
Jackson	1	1	0	0-0	0-0	0	0	0
39. Sullen	0	0	0	0-0	0-0	2	0	0
Miller	0	0	0	0-0	0-0	1	0	0
TOTALS	206	157	49	9-73	4-59	18	2	1

MISCELLANEOUS TACKLES: Robinson 1, Sanders 1.

MISCELLANEOUS FUMBLE RECOVERIES: Manning 1.

MISCELLANEOUS FORCED FUMBLES: None.

DEFENSIVE TOUCHDOWNS: None.

TWO-POINT CONVERSION STOPS: None.

2014 FINAL PRESEASON SPECIAL TEAMS STATISTICS

Based on unofficial press box statistics

PLAYER	TOTAL	SOLO	ASSIST	FF	FR	BK	BP	TD
1. Bruton	4	2	2	0	0	0	0	0
2. Nelson	2	1	1	0	0	0	0	0
Fowler	2	2	0	1	0	0	0	0
3. Roby	1	1	0	0	0	0	0	0
Q. Carter	1	1	0	0	0	0	0	0
Young	1	1	0	0	0	0	0	0
Sullen	1	1	0	0	0	0	0	0
Bibbs	1	1	0	0	0	0	0	0
Palmer	1	1	0	0	0	0	0	0
9. Boyett	0	0	0	0	1	0	0	0
TOTALS	14	11	3	1	1	0	0	0

2014 GAME-BY-GAME SCORING DRIVES

Opponent	Pl.	Yds.	Time	Res.	Qtr.	Scoring Play	Quarterback
vs. Ind. (9/7)	16	77	6:35	FG	1	McManus 21 yd. Field Goal	Manning
	8	54	4:00	TD	2	J. Thomas 3 yd. pass from Manning	Manning
	9	83	5:24	TD	2	J. Thomas 35 yd. pass from Manning	Manning
	7	71	3:13	TD	2	J. Thomas 5 yd. pass from Manning	Manning
	6	48	3:31	TD	4	Ball 3 yd. run	Manning
vs. K.C. (9/14)	7	80	3:41	TD	1	J. Thomas 4 yd. pass from Manning	Manning
	7	75	3:13	TD	2	Tamme 4 yd. pass from Manning	Manning
	11	88	4:26	TD	2	D. Thomas 12 yd. pass from Manning	Manning
	7	44	3:44	FG	4	McManus 20 yd. Field Goal	Manning
at Sea. (9/21)	15	75	7:06	FG	1	McManus 24 yd. Field Goal	Manning
	5	19	1:42	TD	4	J. Thomas 3 yd. pass from Manning	Manning
	6	80	0:41	TD	4	Tamme 26 yd. pass from Manning	Manning
vs. Ari. (10/5)	12	80	4:26	TD	1	J. Thomas 7 yd. pass from Manning	Manning
	7	80	3:13	TD	2	D. Thomas 31 yd. pass from Manning	Manning
	1	86	0:11	TD	2	D. Thomas 86 yd. pass from Manning	Manning
	7	45	2:32	FG	3	McManus 44 yd. Field Goal	Manning
	8	57	4:15	FG	4	McManus 41 yd. Field Goal	Manning
	8	80	4:33	TD	4	J. Thomas 12 yd. pass from Manning	Manning
	5	46	2:07	TD	4	Thompson 8 yd. run	Manning
at NYJ (10/12)	5	62	2:07	FG	1	McManus 37 yd. Field Goal	Manning
	10	43	4:35	TD	2	D. Thomas 1 yd. pass from Manning	Manning
	9	80	2:32	TD	2	J. Thomas 22 yd. pass from Manning	Manning
	10	87	4:54	TD	3	J. Thomas 4 yd. pass from Manning	Manning
vs. S.F. (10/19)	9	57	5:00	TD	1	Sanders 3 yd. pass from Manning	Manning
	3	59	1:22	TD	1	Welker 39 yd. pass from Manning	Manning
	11	80	4:21	TD	2	D. Thomas 8 yd. pass from Manning	Manning
	1	40	0:07	TD	3	D. Thomas 40 yd. pass from Manning	Manning
	3	86	0:41	TD	3	Hillman 37 yd. run	Manning
	12	73	7:08	TD	3	Hillman 1 yd. run	Manning
vs. S.D. (10/23)	7	69	3:18	TD	2	Sanders 2 yd. pass from Manning	Manning
	8	74	2:35	TD	2	Sanders 31 yd. pass from Manning	Manning
	6	51	2:42	TD	3	Sanders 3 yd. pass from Manning	Manning
	5	61	1:41	TD	3	Thompson 2 yd. run	Manning
	8	65	4:10	TD	4	Thompson 1 yd. run	Manning
at N.E. (11/2)	9	80	3:15	TD	1	Hillman 1 yd. run	Manning
	6	57	2:24	TD	3	J. Thomas 18 yd. pass from Manning	Manning
	4	72	1:37	TD	3	Hillman 15 yd. pass from Manning	Manning
at Oak. (11/9)	12	73	5:29	FG	1	McManus 20 yd. Field Goal	Manning
	9	55	3:04	FG	2	McManus 28 yd. Field Goal	Manning
	3	53	0:46	TD	2	Anderson 51 yd. pass from Manning	Manning
	4	62	1:12	TD	2	Sanders 32 yd. pass from Manning	Manning
	3	18	1:28	TD	3	J. Thomas 10 yd. pass from Manning	Manning
	8	81	4:21	TD	3	J. Thomas 32 yd. pass from Manning	Manning
	6	34	2:49	TD	3	Sanders 15 yd. pass from Manning	Manning
at Stl. (11/16)	5	80	1:35	TD	2	Sanders 42 yd. pass from Manning	Manning
vs. Mia. (11/23)	12	53	7:12	FG	1	McManus 38 yd. Field Goal	Manning
	11	77	5:45	TD	2	D. Thomas 5 yd. pass from Manning	Manning
	8	80	1:42	TD	2	D. Thomas 14 yd. pass from Manning	Manning
	9	60	3:02	TD	4	D. Thomas 5 yd. pass from Manning	Manning
	11	70	6:16	TD	4	Anderson 10 yd. run	Manning
	2	8	0:17	TD	4	Welker 2 yd. pass from Manning	Manning
at K.C. (11/30)	8	74	4:54	TD	1	D. Thomas 23 yd. pass from Manning	Manning
	10	48	4:46	TD	1	Anderson 15 yd. pass from Manning	Manning
	15	63	7:58	FG	2	Barth 22 yd. Field Goal	Manning
	10	53	2:46	FG	2	Barth 24 yd. Field Goal	Manning
	4	2	0:58	FG	3	Barth 30 yd. Field Goal	Manning
	7	23	3:06	FG	4	Barth 33 yd. Field Goal	Manning
	9	65	7:33	FG	4	Barth 37 yd. Field Goal	Manning
vs. Buf. (12/7)	5	61	2:52	TD	1	Anderson 6 yd. run	Manning
	10	60	5:27	TD	2	Anderson 1 yd. run	Manning
	5	80	2:59	TD	3	Anderson 3 yd. run	Manning
	8	28	3:49	FG	3	Barth 50 yd. Field Goal	Manning
at S.D. (12/14)	9	68	3:51	FG	1	Barth 19 yd. Field Goal	Manning
	12	61	6:06	FG	2	Barth 26 yd. Field Goal	Manning
	11	63	5:08	FG	2	Barth 19 yd. Field Goal	Manning
	7	73	4:01	TD	3	D. Thomas 28 yd. pass from Manning	Manning
	10	57	5:20	FG	4	Barth 49 yd. Field Goal	Manning
	4	8	0:20	FG	4	Barth 44 yd. Field Goal	Manning
at Cin. (12/22)	3	21	0:48	TD	3	Anderson 1 yd. run	Manning
	9	79	3:27	TD	3	Sanders 4 yd. pass from Manning	Manning
	8	91	3:31	TD	3	Sanders 5 yd. pass from Manning	Manning
vs. Oak. (12/28)	8	23	3:40	FG	1	Barth 49 yd. Field Goal	Manning
	4	51	1:34	TD	1	Anderson 11 yd. run	Manning
	10	80	5:34	TD	2	Anderson 1 yd. run	Manning
	9	56	2:09	FG	2	Barth 36 yd. Field Goal	Manning
	2	30	0:52	TD	3	Anderson 25 yd. run	Manning
	8	63	3:17	FG	3	Barth 35 yd. Field Goal	Manning
	15	86	5:59	FG	4	Barth 21 yd. Field Goal	Manning
	6	44	2:24	TD	4	Green 1 yd. pass from Osweiler	Osweiler
AVERAGE	9.3	48.7	3:48				
TD AVG.	7.0	68.0	3:37				
FG AVG.	10.5	39.0	3:54				

2014 GAME OPENING DRIVES

Opponent	DENVER			OPPONENTS		
	Pts.	FD	Yds.	Pts.	FD	Yds.
vs. Ind. (9/7)	3	5	77	0	2	39
vs. K.C. (9/14)	7	4	80	0	3	37
at Sea. (9/21)	0	0	9	0	0	5
vs. Ari. (10/5)	7	5	80	3	4	65
at NYJ (10/12)	3	1	62	0	1	19
vs. S.F. (10/19)	7	4	57	0	0	-3
vs. S.D. (10/23)	0	1	23	0	1	18
at N.E. (11/2)	0	0	3	0	1	19
at Oak. (11/9)	0	1	10	3	2	26
at Stl. (11/16)	0	1	24	3	3	61
vs. Mia. (11/23)	3	4	53	7	4	80
at K.C. (11/30)	7	3	74	0	0	5
vs. Buf. (12/7)	0	0	-4	0	1	23
at S.D. (12/14)	0	1	9	0	0	0
at Cin. (12/22)	0	1	26	0	0	9
vs. Oak. (12/28)	3	2	23	0	0	-6
TOTAL	40	33	606	16	22	397

2014 2ND-HALF OPENING DRIVES

Opponent	DENVER			OPPONENTS		
	Pts.	FD	Yds.	Pts.	FD	Yds.
vs. Ind. (9/7)	0	0	-14	0	2	44
vs. K.C. (9/14)	0	2	29	0	7	61
at Sea. (9/21)	0	0	8	0	1	21
vs. Ari. (10/5)	0	0	3	0	0	2
at NYJ (10/12)	7	6	87	0	0	9
vs. S.F. (10/19)	0	0	7	0	0	7
vs. S.D. (10/23)	7	4	51	0	0	-1
at N.E. (11/2)	7	2	57	0	2	26
at Oak. (11/9)	7	1	18	0	0	3
at Stl. (11/16)	0	3	37	0	2	27
vs. Mia. (11/23)	0	5	65	0	2	13
at K.C. (11/30)	0	0	2	3	0	2
vs. Buf. (12/7)	7	3	80	0	1	9
at S.D. (12/14)	0	0	7	0	1	16
at Cin. (12/22)	7	3	21	7	1	27
vs. Oak. (12/28)	7	1	30	7	4	80
TOTAL	49	30	488	17	23	346

2014 SCORING DRIVE LENGTH

	DENVER		OPPONENTS	
	TD	FG	TD	FG
(MINUS)	—	—	—	—
0-9	1	2	1	5
10-19	2	—	3	1
20-29	1	3	2	4
30-39	2	—	1	1
40-49	6	2	4	2
50-59	7	6	1	4
60-69	7	7	6	5
70-79	10	3	1	—
80-89	18	1	16	1
90-99	1	—	3	—
TOTAL	55	24	38	23

LONGEST SCORING DRIVES OF 2014

Most Plays:	Broncos:	16	(vs. Ind., Sept. 7, FG, 77 yds., 6:35)
	Opponent:	17	(vs. Buf., Dec. 7, TD, 90 yds., 3:25)
Most Yards:	Broncos:	91	(at Cin., Dec. 22, TD, 8 plays, 3:31)
	Opponent:	97	(at Oak., Nov. 9, TD, 8 plays, 3:42)
Most Time:	Broncos:	7:12	(vs. Mia., Nov. 23, FG, 12 plays, 53 yds.)
	Opponent:	7:42	(vs. K.C., Sept. 14, TD, 14 plays, 90 yds.)

SHORTEST SCORING DRIVES OF 2014

Fewest Plays:	Broncos:	1	(twice, last vs. S.F., Oct. 19, TD, 40 yds., 0:07)
	Opponent:	1	(four times, last at Cin., Dec. 22, TD, 85 yds., 0:23)
Fewest Yards:	Broncos:	2	(at K.C., Nov. 30, FG, 4 plays, 0:58)
	Opponent:	2	(at K.C., Nov. 30, FG, 4 plays, 1:17)
Least Time:	Broncos:	0:07	(vs. S.F., Oct. 19, TD, 1 play, 40 yds.)
	Opponent:	0:04	(at N.E., Nov. 2, TD, 1 play, 10 yds.)

2014 SACK CHART

Von Miller (14.0) — 1.0 vs. K.C. (9/14), 1.0 at Sea. (9/21), 2.0 vs. Ari. (10/5), 2.0 at NYJ (10/12), 2.0 vs. S.F. (10/19), 1.0 vs. S.D. (10/23), 1.0 at StL. (11/16), 2.0 at K.C. (11/30), 1.0 vs. Buf. (12/7); **DeMarcus Ware (10.0)** — 1.5 vs. Ind. (9/7), 1.0 at Sea. (9/21), 0.5 vs. Ari. (10/5), 1.0 at NYJ (10/12), 3.0 vs. S.F. (10/19), 1.0 at N.E. (11/2), 1.0 at StL. (11/16), 1.0 at K.C. (11/30); **Malik Jackson (3.0)** — 0.5 vs. Ind. (9/7), 0.5 vs. Ari. (10/5), 1.0 vs. S.F. (10/19), 1.0 vs. Buf. (12/7); **T.J. Ward (2.0)** — 1.0 at Sea. (9/21), 1.0 at K.C. (11/30); **Brandon Marshall (2.0)** — 1.0 vs. K.C. (9/14), 1.0 at K.C. (11/30); **Terrance Knighton (2.0)** — 1.0 0.5 vs. S.D. (10/23), 1.0 vs. Mia. (11/23), 0.5 vs. Buf. (12/7); **Derek Wolfe (1.5)** — 0.5 vs. S.D. (10/23), 1.0 at StL. (11/16); **Lerentee McCray (1.0)** — 1.0 vs. Oak. (12/28); **Aqib Talib (1.0)** — 1.0 vs. Oak. (12/28); **Nate Irving (1.0)** — 1.0 vs. Ind. (9/7); **Quinton Carter (1.0)** — 1.0 at K.C. (11/30); **Bradley Roby (1.0)** — 1.0 at NYJ (10/12); **Chris Harris Jr. (1.0)** — 1.0 vs. Buf. (12/7); **Steven Johnson (0.5)** — 0.5 vs. Buf. (12/7).

2014 INTERCEPTION CHART

Aqib Talib (4) — 1 at NYJ (10/12), 1 vs. S.F. (10/19), 1 at S.D. (12/14), 1 at Cin. (12/22); **Rahim Moore (4)** — 2 vs. Ind. (9/7), 1 vs. S.D. (10/23), 1 at S.D. (12/14); **Chris Harris Jr. (3)** — 1 at Sea. (9/21), 1 vs. S.D. (10/23), 1 vs. Buf. (12/7); **T.J. Ward (2)** — 1 at Oak. (11/9), 1 vs. Mia. (11/23); **Bradley Roby (2)** — 1 at N.E. (11/2), 1 at Oak. (11/9); **Josh Bush (1)** — 1 vs. Oak. (12/28); **DeMarcus Ware (1)** — 1 at K.C. (11/30); **Brandon Marshall (1)** — 1 vs. Buf. (12/7).

2014 GAME-BY-GAME STARTERS

OFFENSE

GAME	WR	LT	LG	C	RG	RT	TE	WR	WR	QB	RB
vs. Ind. (9/7)	D. Thomas	Clady	Franklin	Ramirez	Vasquez	Clark	J. Thomas	Sanders	Green (TE)	Manning	Ball
vs. K.C. (9/14)	D. Thomas	Clady	Franklin	Ramirez	Vasquez	Clark	J. Thomas	Sanders	Green (TE)	Manning	Ball
at Sea. (9/21)	D. Thomas	Clady	Franklin	Ramirez	Vasquez	Clark	J. Thomas	Sanders	Green (TE)	Manning	Ball
vs. Ari. (10/5)	D. Thomas	Clady	Franklin	Ramirez	Vasquez	Clark	J. Thomas	Sanders	Welker	Manning	Caldwell (WR)
at NYJ (10/12)	D. Thomas	Clady	Franklin	Ramirez	Vasquez	Clark	J. Thomas	Sanders	Welker	Manning	Hillman
vs. S.F. (10/19)	D. Thomas	Clady	Franklin	Ramirez	Vasquez	Cornick	J. Thomas	Sanders	Welker	Manning	Hillman
vs. S.D. (10/23)	D. Thomas	Clady	Franklin	Ramirez	Vasquez	Cornick	J. Thomas	Sanders	Welker	Manning	Caldwell (WR)
at N.E. (11/2)	D. Thomas	Clady	Franklin	Ramirez	Vasquez	Cornick	J. Thomas	Sanders	Welker	Manning	Hillman
at Oak. (11/9)	D. Thomas	Clady	Franklin	Montgomery	Ramirez	Vasquez	J. Thomas	Sanders	Welker	Manning	Hillman
at StL. (11/16)	D. Thomas	Clady	Franklin	Montgomery	Ramirez	Vasquez	J. Thomas	Sanders	Welker	Manning	Anderson
vs. Mia. (11/23)	D. Thomas	Clady	Franklin	Montgomery	Ramirez	Vasquez	Cornick	Sanders	Green (TE)	Manning	Anderson
at K.C. (11/30)	D. Thomas	Clady	Franklin	Montgomery	Ramirez	Vasquez	Cornick	Sanders	Green (TE)	Manning	Anderson
vs. Buf. (12/7)	D. Thomas	Clady	Franklin	Montgomery	Ramirez	Vasquez	Cornick	Sanders	Green (TE)	Manning	Anderson
at S.D. (12/14)	D. Thomas	Clady	Franklin	Montgomery	Ramirez	Vasquez	Clark	Sanders	Green (TE)	Manning	Anderson
at Cin. (12/22)	D. Thomas	Clady	Franklin	Montgomery	Ramirez	Vasquez	Clark	Sanders	Green (TE)	Manning	Anderson
vs. Oak. (12/28)	D. Thomas	Clady	Franklin	Montgomery	Ramirez	Vasquez	Green	Sanders	Welker	Manning	Anderson

DEFENSE

GAME	LE	DT	DT	RE	SLB	MLB	WLB	LCB	RCB	SS	FS
vs. Ind. (9/7)	Wolfe	Williams	Knighton	Ware	Miller	Irving	Marshall	Talib	Harris Jr.	Ward	Moore
vs. K.C. (9/14)	Wolfe	Williams	Knighton	Ware	Miller	Irving	Marshall	Talib	Harris Jr.	Ward	Moore
at Sea. (9/21)	Wolfe	Williams	Knighton	Ware	Miller	Irving	Marshall	Talib	Harris Jr.	Ward	Moore
vs. Ari. (10/5)	Wolfe	Williams	Knighton	Ware	Miller	Irving	Marshall	Talib	Harris Jr.	Ward	Moore
at NYJ (10/12)	Wolfe	Williams	Knighton	Ware	Miller	Irving	Trevathan	Talib	Harris Jr.	Ward	Moore
vs. S.F. (10/19)	Wolfe	Williams	Knighton	Ware	Miller	Irving	Marshall	Talib	Harris Jr.	Ward	Moore
vs. S.D. (10/23)	Wolfe	Williams	Knighton	Ware	Miller	Irving	Marshall	Talib	Harris Jr.	Ward	Moore
at N.E. (11/2)	Wolfe	Williams	Knighton	Ware	Miller	Irving	Marshall	Talib	Harris Jr.	Ward	Moore
at Oak. (11/9)	Wolfe	Williams	Knighton	Ware	Miller	Johnson	Marshall	Talib	Harris Jr.	Ward	Moore
at StL. (11/16)	Wolfe	Williams	Knighton	Ware	Miller	Johnson	Marshall	Talib	Harris Jr.	Ward	Moore
vs. Mia. (11/23)	Wolfe	Roby (CB)	Knighton	Jackson	Miller	Barrow	Marshall	Talib	Harris Jr.	Ward	Moore
at K.C. (11/30)	Wolfe	Williams	Knighton	Ware	Miller	Johnson	Marshall	Roby	Harris Jr.	Ward	Moore
vs. Buf. (12/7)	Wolfe	Williams	Knighton	Ware	Miller	Johnson	Marshall	Talib	Harris Jr.	Ward	Moore
at S.D. (12/14)	Wolfe	Williams	Knighton	Ware	Miller	Johnson	Marshall	Talib	Harris Jr.	Ward	Moore
at Cin. (12/22)	Wolfe	Jackson	Knighton	Ware	Miller	Johnson	Davis	Talib	Harris Jr.	Ward	Moore
vs. Oak. (12/28)	Wolfe	Jackson	Knighton	Ware	Miller	Johnson	Davis	Talib	Harris Jr.	Bruton Jr.	Moore

2014 INDIVIDUAL SINGLE-GAME HIGHS

BRONCOS

STATISTIC	TOTAL	PLAYER(S)
YARDS RUSHING	168	C.J. Anderson, at K.C. (11/30/14)
RUSHING ATTEMPTS	32	C.J. Anderson, at K.C. (11/30/14)
RUSHING TOUCHDOWNS	3	twice (last by C.J. Anderson, vs. Oak., 12/28/14)
YARDS PASSING	479	Peyton Manning, vs. Ari. (10/5/14)
PASS ATTEMPTS	57	Peyton Manning, at N.E. (11/2/14)
PASS COMPLETIONS	34	twice (last by Peyton Manning, at STL, 11/16/14)
TOUCHDOWN PASSES	5	Peyton Manning, at Oak. (11/9/14)
PASSES HAD INTERCEPTED	4	Peyton Manning, at Cin. (12/22/14)
RECEPTIONS	11	twice (last by Demaryius Thomas, at Oak., 11/9/14)
RECEIVING YARDS	226	Demaryius Thomas, vs. Ari. (10/5/14)
RECEIVING TOUCHDOWNS	3	twice (last by Demaryius Thomas, vs. Mia., 11/23/14)
TOTAL YARDS FROM SCRIMMAGE	226	Demaryius Thomas, vs. Ari. (10/5/14)
ALL-PURPOSE YARDS	226	Demaryius Thomas, vs. Ari. (10/5/14)
FIELD GOALS	5	twice (last by Connor Barth, at S.D., 12/14/14)
TACKLES	15	Brandon Marshall, at STL (11/16/14)
INTERCEPTIONS	2	Rahim Moore, vs. Ind. (9/7/14)
SACKS	3	DeMarcus Ware, vs. S.F. (10/19/14)
LONGEST RUN FROM SCRIMMAGE	47	Juwan Thompson, vs. Buf. (12/7/14)
LONGEST PASS COMPLETION	86	Peyton Manning, vs. Ari. (10/5/14)
LONGEST PASS RECEPTION	86	Demaryius Thomas, vs. Ari. (10/5/14)
LONGEST INTERCEPTION RETURN	38	Chris Harris Jr., vs. Buf. (12/7/14)
LONGEST PUNT RETURN	22	Isaiah Burse, at K.C. (11/30/14)
LONGEST KICKOFF RETURN	77	Omar Bolden, at Cin. (12/22/14)
LONGEST PUNT	65	Britton Colquitt, at Oak. (11/9/14)
LONGEST FIELD GOAL	50	Connor Barth, vs. Buf. (12/7/14)

OPPONENTS

STATISTIC	TOTAL	PLAYER(S)
YARDS RUSHING	147	Jeremy Hill, at Cin. (12/22/14)
RUSHING ATTEMPTS	29	Tre Mason, at STL (11/16/14)
RUSHING TOUCHDOWNS	2	Knile Davis, vs. K.C. (9/14/14)
YARDS PASSING	370	Andrew Luck, vs. Ind. (9/7/14)
PASS ATTEMPTS	57	Kyle Orton, vs. Buf. (12/7/14)
PASS COMPLETIONS	38	Kyle Orton, vs. Buf. (12/7/14)
TOUCHDOWN PASSES	4	Tom Brady, at N.E. (11/2/14)
PASSES HAD INTERCEPTED	2	five times (last by Philip Rivers, at S.D., 12/14/14)
RECEPTIONS	10	twice (last by Fred Jackson, vs. Buf., 12/7/14)
RECEIVING YARDS	128	Kenny Britt, at STL (11/16/14)
RECEIVING TOUCHDOWNS	2	twice (last by Jarvis Landry, vs. Mia., 11/23/14)
TOTAL YARDS FROM SCRIMMAGE	144	Andre Ellington, vs. Ari. (10/5/14)
ALL-PURPOSE YARDS	173	Julian Edelman, at N.E. (11/2/14)
FIELD GOALS	5	Greg Zuerlein, at STL (11/16/14)
TACKLES	13	twice (last by Alec Ogletree, at STL, 11/16/14)
INTERCEPTIONS	2	Dre Kirkpatrick, at Cin. (12/22/14)
SACKS	1	twelve times (last by Justin Tuck, vs. Oak., 12/28/14)
LONGEST RUN FROM SCRIMMAGE	85	Jeremy Hill, at Cin. (12/22/14)
LONGEST PASS COMPLETION	81	Logan Thomas, vs. Ari. (10/5/14)
LONGEST PASS RECEPTION	81	Andre Ellington, vs. Ari. (10/5/14)
LONGEST INTERCEPTION RETURN	52	Kam Chancellor, at Sea. (9/21/14)
LONGEST PUNT RETURN	84	Julian Edelman, at N.E. (11/2/14)
LONGEST KICKOFF RETURN	80	Adam Jones, at Cin. (12/22/14)
LONGEST PUNT	71	Andy Lee, vs. S.F. (10/19/14)
LONGEST FIELD GOAL	55	Greg Zuerlein, at STL (11/16/14)

2014 TEAM SINGLE-GAME HIGHS & LOWS

BRONCOS

STATISTIC	HIGH	LOW
TOTAL FIRST DOWNS	29 vs. Mia. (11/24/14)	15 vs. Buf. (12/7/14)
TOTAL NET YARDS	568 vs. Ari. (10/5/14)	306 vs. Buf. (12/7/14)
TOTAL OFFENSIVE PLAYS	80 at K.C. (11/30/14)	46 vs. K.C. (9/14/14)
NET YARDS RUSHING	214 at K.C. (11/30/14)	28 at STL (11/16/14)
RUSHING ATTEMPTS	45 at K.C. (11/30/14)	10 at STL (11/16/14)
NET YARDS PASSING	476 vs. Ari. (10/5/14)	173 vs. Buf. (12/7/14)
PASS ATTEMPTS	57 at N.E. (11/2/14)	20 vs. Buf. (12/7/14)
PASS COMPLETIONS	34 twice (last at STL, 11/16/14)	14 twice (last at S.D., 12/14/14)
PASSES HAD INTERCEPTED	4 at Cin. (12/22/14)	0 six times (last at S.D., 12/14/14)
TIMES SACKED	2 four times (last at Cin., 12/22/14)	0 three times (last vs. Buf., 12/7/14)
PUNTS	8 twice (last at NYJ, 10/21/14)	1 vs. Mia. (11/23/14)
GROSS PUNTING AVERAGE	49.8 vs. Ari. (10/5/14)	34.8 at K.C. (11/30/14)
NET PUNTING AVERAGE	48.0 vs. Ari. (10/5/14)	17.0 at N.E. (11/2/14)
PUNT RETURNS	6 vs. Ari. (10/5/14)	0 vs. K.C. (9/14/14)
PUNT RETURN YARDS	52 at Oak. (11/9/14)	0 twice (last at STL, 11/16/14)
KICKOFF RETURNS	6 at N.E. (11/2/14)	0 vs. Ind. (9/7/14)
KICKOFF RETURN YARDS	121 at Cin. (12/22/14)	0 vs. Ind. (9/7/14)
INTERCEPTION RETURNS	2 five times (last at S.D., 12/14/14)	0 three times (last vs. Ari., 10/5/14)
INTERCEPTION RETURN YARDS	38 vs. Buf. (12/7/14)	0 three times (last vs. Ari., 10/5/14)
PENALTIES	12 at Oak., (11/9/14)	1 vs. Oak. (12/28/14)
YARDS PENALIZED	101 at NYJ (10/12/14)	16 vs. Oak. (12/28/14)
FUMBLES	2 three times (last vs. Oak., 12/28/14)	0 four times (last at Cin., 12/22/14)
FUMBLES LOST	1 five times (last vs. Oak., 12/28/14)	0 11 times (last at Cin., 12/22/14)
SACKS MADE	6 twice (last at K.C. (11/30/14)	0 three times (last at Cin., 12/22/14)
FUMBLES FORCED	3 vs. Mia. (11/23/14)	0 five times (last at S.D., 12/14/14)
FUMBLES RECOVERED	2 at K.C. (11/30/14)	0 nine times (last vs. Mia., 11/23/14)
TIME OF POSSESSION	38:47 at K.C. (11/30/14)	23:46 vs. K.C. (9/14/14)

OPPONENTS

STATISTIC	HIGH	LOW
TOTAL FIRST DOWNS	29 at N.E. (11/2/14)	9 vs. Ari. (10/5/14)
TOTAL NET YARDS	415 vs. Buf. (12/7/14)	151 at K.C. (11/30/14)
TOTAL OFFENSIVE PLAYS	79 at N.E. (11/2/14)	44 at K.C. (11/30/14)
NET YARDS RUSHING	207 at Cin. (12/22/14)	30 at Oak. (11/9/14)
RUSHING ATTEMPTS	37 twice (last at Cin., 12/22/14)	14 vs. Ind. (9/7/14)
NET YARDS PASSING	354 vs. Ind. (9/7/14)	110 at K.C. (11/30/14)
PASS ATTEMPTS	57 vs. Buf. (12/7/14)	23 at K.C. (11/30/14)
PASS COMPLETIONS	38 vs. Buf. (12/7/14)	12 vs. Ari. (10/5/14)
PASSES HAD INTERCEPTED	2 five times (last at S.D., 12/14/14)	0 three times (last at STL, 11/16/14)
TIMES SACKED	6 twice (last at K.C., 11/30/14)	0 three times (last at Cin., 12/22/14)
PUNTS	11 vs. Ari. (10/5/14)	2 vs. K.C. (9/14/14)
GROSS PUNTING AVERAGE	54.4 vs. S.F. (10/19/14)	34.0 vs. Buf. (12/7/14)
NET PUNTING AVERAGE	50.0 vs. S.F. (10/19/14)	31.4 at Cin. (12/22/14)
PUNT RETURNS	5 twice (last at Sea., 9/21/14)	0 vs. Buf. (12/7/14)
PUNT RETURN YARDS	84 at N.E. (11/2/14)	0 twice (last vs. Buf., 12/7/14)
KICKOFF RETURNS	8 at K.C. (11/30/14)	0 three times (last vs. S.D., 10/23/14)
KICKOFF RETURN YARDS	199 at K.C. (11/30/14)	0 three times (last vs. S.D., 10/23/14)
INTERCEPTION RETURNS	4 at Cin. (12/22/14)	0 eight times (last vs. Oak., 12/28/14)
INTERCEPTION RETURN YARDS	57 vs. Buf. (12/7/14)	0 eight times (last vs. Oak., 12/28/14)
PENALTIES	11 vs. Buf. (12/7/14)	2 at NYJ (10/12/14)
YARDS PENALIZED	98 vs. Buf. (12/7/14)	9 at NYJ (10/12/14)
FUMBLES	3 vs. Mia. (11/23/14)	0 four times (last at N.E., 11/2/14)
FUMBLES LOST	2 at K.C. (11/30/14)	0 nine times (last vs. Mia., 11/23/14)
SACKS MADE	2 four times (last vs. Cin., 12/22/14)	0 three times (last vs. Buf., 12/7/14)
FUMBLES FORCED	2 twice (vs. Oak., 12/28/14)	0 five times (last at Cin., 12/22/14)
FUMBLES RECOVERED	1 five times (last vs. Oak., 12/28/14)	0 11 times (last at Cin., 12/22/14)
TIME OF POSSESSION	38:04 at Sea. (9/21/14)	21:13 at K.C. (11/30/14)

2014 BRONCOS GAME-BY-GAME STATISTICS

	Indianapolis	Kansas City	at Seattle	at Arizona	at N.Y. Jets	San Francisco	San Diego	at New England	at Oakland	at St. Louis	Miami	at Kansas City	Buffalo	at San Diego	at Cincinnati	Oakland	REG. SEASON TOTALS	Indianapolis (AFC-D)
First Downs																		
Total	24	19	20	24	21	23	27	26	25	21	29	21	15	18	22	25	360	19
Rushing	8	4	1	5	7	6	9	2	7	1	10	9	10	4	6	9	98	6
Passing	13	14	18	18	13	14	14	20	17	19	15	11	3	10	15	13	213	10
Penalty	3	1	1	1	1	3	4	4	1	1	4	1	2	4	1	3	35	3
Third-Down Efficiency																		
Converted	7	3	6	7	7	5	8	3	7	4	9	9	4	3	5	7	94	4
Attempts	14	8	16	16	16	9	13	11	15	12	13	21	10	12	12	15	213	16
Efficiency	50.0%	38.0%	38.0%	44.0%	44.0%	56.0%	62.0%	27.0%	47.0%	33.0%	69.0%	43.0%	40.0%	25.0%	42.0%	47.0%	44.1%	25.0%
Fourth-Down Efficiency																		
Converted	0	1	0	0	0	0	0	0	1	0	1	2	0	0	0	1	6	1
Attempts	0	1	0	0	0	0	0	0	1	3	1	2	0	0	0	1	13	2
Efficiency	0.0%	100.0%	0.0%	0.0%	0.0%	0.0%	0.0%	0.0%	100.0%	0.0%	100.0%	100.0%	0.0%	0.0%	0.0%	100.0%	46.2%	50.0%
Total Offense																		
Net Yards	361	325	332	568	359	419	425	472	471	397	450	388	306	337	385	451	6446	288
Plays	69	46	70	76	68	56	65	75	76	66	71	80	49	61	65	74	1067	68
Avg./play	5.2	7.1	4.7	7.5	5.3	7.5	6.5	6.3	6.2	6.0	6.3	4.9	6.2	5.5	5.9	6.1	6.0	4.2
Rushing																		
Net Yards	102	88	36	92	138	115	139	43	118	28	201	214	133	111	85	142	1785	88
Attempts	32	19	20	28	33	27	30	17	27	10	35	45	29	38	19	34	443	20
Avg./rush	3.2	4.6	1.8	3.3	4.2	4.3	4.6	2.5	4.4	2.8	5.7	4.8	4.6	2.9	4.5	4.2	4.0	4.6
TFL - yds.	1-1	3-7	5-10	4-5	1-3	1-3	2-2	0-0	2-5	0-0	1-1	6-15	2-7	3-7	3-9	3-10	37.85	2-4
Passing																		
Net Yards	259	237	296	476	221	304	286	429	353	369	249	174	173	226	300	309	4661	200
Sacks	1	1	1	1	2	2	0	1	0	2	1	1	0	1	2	1	17	2
Yds. Lost	10	5	7	3	16	14	0	9	0	20	8	5	0	7	11	3	118	11
Gross Yds.	269	242	303	479	237	318	286	438	353	389	257	179	173	233	311	312	4779	211
Attempts	36	26	49	47	33	27	35	57	49	54	35	34	20	22	44	39	607	46
Compl.	22	21	31	31	22	22	25	34	33	34	28	17	14	14	28	23	399	26
Pct.	61.1%	80.8%	63.3%	66.0%	66.7%	81.5%	71.4%	59.6%	67.3%	63.0%	80.0%	50.0%	70.0%	63.6%	64.6%	59.0%	65.7%	56.5%
Int.	0	0	1	2	0	0	0	2	2	2	0	0	2	0	4	0	15	0
Avg./play	7.0	8.8	5.9	9.9	6.3	10.5	8.2	7.4	7.2	6.6	6.9	5.0	8.7	9.8	6.5	7.7	7.7	4.2
Kickoffs																		
No.	6	5	5	8	6	7	6	4	8	2	7	9	5	7	5	10	100	4
In End Zone-TB	6-6	5-4	5-4	8-8	4-0	7-6	6-6	4-3	8-6	2-0	7-5	0-0	5-4	7-5	5-2	7-5	86-64	3-2
Punts																		
No.	5	3	8	4	8	4	4	3	5	1	4	3	3	3	6	3	69	6
Yards	234	132	378	199	352	171	162	135	226	183	45	139	149	121	283	139	3048	244
Avg.	46.8	44.0	47.3	49.8	44.0	42.8	40.5	45.0	45.2	36.6	45.0	34.8	49.7	40.3	47.2	46.3	44.2	40.7
Net Avg.	42.0	43.3	42.8	48.0	41.8	41.8	39.0	17.0	40.4	34.0	28.0	34.8	43.0	20.0	31.8	32.0	579.7	39.5
Had Blocked	0	0	0	0	0	0	0	0	0	0	0	0	0	0	0	0	0	0
Kicks, Had Blocked																		
Field Goals-PATs	0-0	0-0	0-0	0-0	0-0	0-0	0-0	0-0	0-0	0-0	0-0	0-0	0-0	0-0	0-0	0-0	0	0-0
Punt Returns																		
No.	3	0	2	8	0	3	2	1	4	1	3	4	1	3	3	5	43	1
Yards	4	0	15	38	0	22	18	9	52	0	12	41	7	27	14	37	296	-1
Avg.	1.3	0.0	7.5	4.8	0.0	7.3	9.0	9.0	13.0	0.0	4.0	10.3	7.0	9.0	4.7	7.4	6.9	-1.0
Kickoff Returns																		
No.	0	1	1	0	2	1	2	6	1	2	3	4	2	3	3	1	32	0
Yards	0	54	22	0	32	7	64	81	30	24	100	76	50	65	121	76	802	0
Avg.	0.0	54.0	22.0	0.0	16.0	7.0	32.0	13.5	30.0	12.0	33.3	19.0	25.0	21.7	40.3	76.0	25.1	0.0
Interception Returns																		
No.	2	0	1	0	1	1	2	1	2	0	1	1	2	2	1	1	18	2
Yards	17	0	13	0	22	3	1	0	18	0	37	3	38	23	33	5	213	2
Avg.	8.5	0.0	13.0	0.0	22.0	3.0	0.5	0.0	9.0	0.0	37.0	3.0	19.0	11.5	33.0	5.0	11.8	1.0
Penalties																		
Number	7	11	4	7	11	8	9	10	12	8	9	5	5	7	6	1	120	2
Yds. Lost	70	71	27	67	101	75	71	72	95	62	98	32	45	71	72	16	1045	8
Fumbles																		
No.	2	0	1	0	2	1	2	1	1	0	1	1	1	1	0	2	16	1
Lost	0	0	1	0	0	0	0	0	0	0	1	1	1	1	0	1	5	1
Touchdowns																		
Total TDs	4	3	2	5	4	6	5	3	5	1	5	2	3	1	4	5	58	1
Rush	1	0	0	1	0	2	2	1	0	0	1	0	3	0	1	3	15	0
Pass	3	3	2	4	3	4	3	2	5	1	4	2	0	1	2	1	40	1
Returns	0	0	0	0	1	0	0	0	0	0	0	0	0	0	1	1	3	0
Extra Points																		
Made-Attempts	4-4	3-3	2-2	5-5	4-4	6-6	5-5	3-3	5-5	1-1	5-5	2-2	3-3	1-1	4-4	5-5	58-58	1-1
Kicking Mid.-Att.	4-4	3-3	1-1	5-5	4-4	6-6	5-5	3-3	5-5	1-1	4-4	2-2	3-3	1-1	4-4	5-5	56-56	1-1
Rushing Mid.-Att.	0-0	0-0	0-0	0-0	0-0	0-0	0-0	0-0	0-0	0-0	0-0	0-0	0-0	0-0	0-0	0-0	0	0-0
Passing Mid.-Att.	0-0	0-0	1-1	0-0	0-0	0-0	0-0	0-0	0-0	0-0	1-1	0-0	0-0	0-0	0-0	0-0	2-2	0-0
Field Goals																		
Made-Attempts	1-1	1-1	1-1	2-3	1-1	0-0	0-1	0-1	2-2	0-0	1-2	5-5	1-1	5-5	0-1	4-4	24-29	2-2
Red Zone Efficiency																		
Scored-Attempts	3-4	3-4	1-2	3-3	2-3	3-3	4-4	3-4	2-4	0-0	5-8	1-7	3-3	0-3	3-4	3-6	39-62	1-1
Efficiency	75.0%	75.0%	50.0%	100.0%	67.0%	100.0%	100.0%	75.0%	50.0%	0.0%	63.0%	14.0%	100.0%	0.0%	75.0%	50.0%	62.9%	100.0%
Goal-to-Go Efficiency																		
Scored-Attempts	3-4	2-3	1-2	3-3	2-2	3-3	4-4	1-2	0-1	0-0	3-3	0-2	2-2	0-2	3-3	2-3	29-39	1-1
Efficiency	75.0%	67.0%	50.0%	100.0%	100.0%	100.0%	100.0%	50.0%	0.0%	0.0%	100.0%	0.0%	100.0%	0.0%	100.0%	67.0%	74.4%	100.0%
Safeties																		
No.	0	0	1	0	0	0	0	0	0	0	0	0	0	0	0	0	1	0
Total Points	31	24	20	41	31	42	35	21	41	7	39	29	24	22	28	47	482	13
Time of Poss. Avg.	32:24	23:46	27:42	35:17	33:34	27:59	30:46	30:33	32:22	24:10	34:17	38:47	26:31	32:44	28:22	33:01	30:35	25:59

2014 OPPONENTS GAME-BY-GAME STATISTICS

	Indianapolis	Kansas City	at Seattle	at Arizona	at N.Y. Jets	San Francisco	San Diego	at New England	at Oakland	at St. Louis	Miami	at Kansas City	Buffalo	at San Diego	at Cincinnati	Oakland	REG. SEASON TOTALS	Indianapolis (AFC-D)
First Downs																		
Total	24	28	26	9	15	22	22	29	10	16	25	11	24	20	20	10	311	23
Rushing	2	6	8	1	1	3	3	3	0	4	5	2	6	3	10	3	60	6
Passing	20	18	16	7	13	16	15	22	9	12	17	8	18	13	8	7	219	15
Penalty	2	4	2	1	1	3	4	4	1	0	3	1	0	4	2	0	32	2
Third-Down Efficiency																		
Converted	4	11	7	3	5	3	4	6	5	6	4	1	9	6	2	5	81	5
Attempts	13	16	17	16	14	13	10	16	18	17	8	9	16	13	11	15	222	13
Efficiency	31.0%	69.0%	41.0%	19.0%	36.0%	23.0%	40.0%	38.0%	28.0%	35.0%	50.0%	11.0%	67.0%	46.0%	18.0%	33.0%	36.5%	38.0%
Fourth-Down Efficiency																		
Converted	2	0	0	0	0	1	1	1	0	0	1	1	2	0	1	0	10	0
Attempts	4	1	0	0	0	2	1	1	0	0	1	2	3	0	1	1	17	0
Efficiency	50.0%	0.0%	0.0%	0.0%	0.0%	50.0%	100.0%	100.0%	0.0%	0.0%	100.0%	50.0%	67.0%	0.0%	100.0%	0.0%	58.8%	0.0%
Total Offense																		
Net Yards	408	380	384	215	204	310	306	398	222	337	313	151	415	288	353	199	4883	364
Plays	70	75	75	56	62	70	58	79	62	65	58	44	77	61	63	57	1032	71
Avg./play	5.8	5.1	5.1	3.8	3.3	4.4	5.3	5.0	3.6	5.2	5.4	3.4	5.4	4.7	5.6	3.5	4.7	5.1
Rushing																		
Net Yards	54	133	129	37	31	62	61	66	30	131	97	41	74	56	207	67	1276	99
Attempts	14	31	37	19	15	18	15	25	15	33	21	15	16	20	37	18	349	28
Avg./rush	3.9	4.3	3.5	1.9	2.1	3.4	4.1	2.6	2.0	4.0	4.6	2.7	4.6	2.8	5.6	3.7	3.7	3.5
TFL - yds.	2-2	2-6	3-4	4-8	2-2	2-5	3-8	4-6	2-5	3-5	2-6	1-4	1-2	2-6	5-11	1-2	39-82	2-6
Passing																		
Net Yards	354	247	255	178	173	248	245	332	192	206	216	110	341	232	146	132	3607	265
Sacks	3	2	2	3	4	6	2	1	0	3	1	6	4	0	0	3	40	0
Yds. Lost	16	8	20	21	17	53	7	1	0	14	12	43	14	0	0	26	252	0
Gross Yds.	370	255	275	199	190	301	252	333	192	220	228	153	355	232	146	158	3859	265
Attempts	53	42	35	34	43	46	41	53	47	29	36	23	57	41	26	36	642	43
Compl.	35	26	25	12	23	27	30	33	30	20	26	15	38	24	17	18	399	27
Pct.	66.0%	61.9%	71.4%	35.3%	53.5%	58.7%	73.2%	62.3%	63.8%	69.0%	72.2%	65.2%	66.7%	58.5%	65.4%	50.0%	62.1%	62.8%
Int.	2	0	1	0	1	1	2	1	2	1	1	1	2	2	1	1	18	2
Avg./play	6.3	5.6	6.7	4.8	3.7	4.8	5.7	6.1	4.1	6.4	5.8	3.8	5.6	5.7	5.6	3.4	5.3	6.2
Kickoffs																		
No.	5	4	6	5	4	4	4	9	4	7	5	4	4	3	8	3	80	5
In End Zone-TB	4-4	4-3	5-5	5-5	4-2	3-3	3-2	3-3	3-2	5-5	6-2	2-0	1-1	0-0	6-5	3-2	56-44	5-5
Punts																		
No.	4	2	6	11	7	5	4	5	9	6	3	5	3	4	5	9	88	4
Yards	199	80	301	487	319	272	197	223	389	260	160	218	102	199	211	418	4035	169
Avg.	49.8	40.0	50.2	44.3	45.6	54.4	49.3	44.6	43.2	43.3	53.3	43.6	34.0	49.8	42.2	46.4	45.9	42.3
Net Avg.	43.8	40.0	47.7	39.0	42.7	50.0	44.8	34.8	37.4	43.3	49.3	35.4	31.7	43.0	31.4	42.4	41.0	37.5
Had Blocked	0	0	0	0	0	0	0	0	0	0	0	0	0	0	0	0	0	0
Kicks, Had Blocked																		
Field Goals-PATs	0-0	0-0	1-0	0-0	0-0	0-0	0-0	0-0	0-0	0-0	0-0	0-0	0-0	1-0	0-0	0-0	2-0	0-0
Punt Returns																		
No.	5	2	5	2	4	1	1	1	1	2	1	1	0	2	3	2	33	3
Yards	24	2	36	7	18	4	6	84	4	13	17	0	0	61	72	23	371	7
Avg.	4.8	1.0	7.2	3.5	4.5	4.0	6.0	84.0	4.0	6.5	17.0	0.0	0.0	30.5	24.0	11.5	11.2	2.3
Kickoff Returns																		
No.	0	0	1	0	6	1	0	1	2	2	8	1	2	3	5	3	34	2
Yards	0	0	13	0	153	33	0	22	48	49	40	199	27	47	134	103	868	32
Avg.	0.0	0.0	13.0	0.0	25.5	33.0	0.0	22.0	24.0	24.5	20.0	24.9	27.0	23.5	44.7	20.6	25.5	16.0
Interception Returns																		
No.	0	0	1	2	0	0	0	2	2	2	0	0	2	0	4	0	15	0
Yards	0	0	52	24	0	0	0	41	6	4	0	0	57	0	44	0	228	0
Avg.	0.0	0.0	52.0	12.0	0.0	0.0	0.0	20.5	3.0	2.0	0.0	0.0	28.5	0.0	11.0	0.0	15.2	0.0
Penalties																		
Number	9	7	7	3	2	6	7	9	4	3	6	5	11	8	7	9	103	10
Yds. Lost	45	62	34	15	9	62	77	71	37	25	50	35	98	65	45	86	816	67
Fumbles																		
No.	1	1	1	1	2	0	0	1	1	1	3	2	2	0	2	2	20	0
Lost	0	0	0	0	1	0	0	0	1	0	0	2	1	0	1	1	7	0
Touchdowns																		
Total TDs	3	2	3	2	2	2	3	5	2	1	5	2	2	1	4	2	41	3
Rush	1	2	1	1	0	0	0	0	0	0	2	0	1	0	1	0	9	1
Pass	2	0	2	1	2	2	3	4	2	1	3	2	1	1	2	1	29	2
Returns	0	0	0	0	0	0	0	1	0	0	0	0	0	0	1	1	3	0
Extra Points																		
Made-Attempts	3-3	2-2	2-2	2-2	2-2	2-2	3-3	4-5	2-2	1-1	5-5	1-2	2-2	1-1	4-4	2-2	38-40	3-3
Kicking Md.-Att.	3-3	2-2	2-2	2-2	2-2	2-2	3-3	4-4	2-2	1-1	4-4	1-1	2-2	1-1	4-4	2-2	27-27	3-3
Rushing Md.-Att.	0-0	0-0	0-0	0-0	0-0	0-0	0-0	0-0	0-0	0-0	0-0	0-0	0-0	0-0	0-0	0-0	0-0	0-0
Passing Md.-Att.	0-0	0-0	0-0	0-0	0-0	0-0	0-0	0-1	0-0	0-0	1-1	0-0	0-0	0-0	0-0	0-0	1-3	0-0
Field Goals																		
Made-Attempts	1-1	1-2	2-3	2-2	1-1	1-2	0-0	3-3	1-1	5-5	0-0	1-1	1-1	1-3	3-3	0-0	23-28	1-2
Red Zone Efficiency																		
Scored-Attempts	2-4	2-4	2-4	1-2	2-3	1-3	3-3	4-5	2-2	0-3	5-5	1-1	2-3	1-5	1-4	1-1	30-52	3-4
Efficiency	50.0%	50.0%	50.0%	50.0%	67.0%	33.0%	100.0%	80.0%	100.0%	0.0%	100.0%	100.0%	67.0%	20.0%	25.0%	100.0%	57.7%	75.0%
Goal-to-Go Efficiency																		
Scored-Attempts	2-4	2-4	2-3	1-2	2-2	1-3	3-3	4-4	0-0	0-0	5-5	0-0	2-2	1-2	1-2	1-1	27-37	2-2
Efficiency	50.0%	50.0%	67.0%	50.0%	100.0%	33.0%	100.0%	100.0%	0.0%	0.0%	100.0%	0.0%	100.0%	50.0%	50.0%	100.0%	73.0%	100.0%
Safeties																		
Total Points	0	0	0	0	0	0	0	0	0	0	0	0	0	0	0	0	0	0
Time of Poss. Avg.	27:36	36:14	38:04	24:43	26:26	32:01	29:14	29:27	27:38	35:50	25:43	21:13	33:29	27:16	31:38	26:59	29:25	34:01

2014 GAME-BY-GAME PARTICIPATION

[illegible]

KEY: INA - inactive; PS - practice squad; NWT - not with team; IR - injured reserve.

* - Figures include games played with other NFL teams in 2014

2014 INDIVIDUAL GAME-BY-GAME STATISTICS — RECEIVING

D.THOMAS						SANDERS						J.THOMAS						WELKER					
Game	No.	Yds.	Avg.	LG	TD	No.	Yds.	Avg.	LG	TD	No.	Yds.	Avg.	LG	TD	No.	Yds.	Avg.	LG	TD			
vs. Ind. (9/7)	4	48	12.0	26	0	6	77	12.8	40	0	7	104	14.9	35t	3	RESERVE/SUSPENDED							
vs. K.C. (9/14)	5	62	12.4	21	1	8	108	13.5	48	0	4	39	9.8	16	1	RESERVE/SUSPENDED							
at Sea. (9/21)	4	31	7.8	12	0	11	149	13.5	42	0	3	17	5.7	9	1	6	60	10.0	15	0			
vs. Ari. (10/5)	8	226	28.3	86t	2	7	101	14.4	30	0	6	66	11.0	25	2	7	58	8.3	20	0			
at NYJ (10/12)	10	124	12.4	54	1	3	38	12.7	20	0	4	51	12.8	22t	2	1	8	8.0	8	0			
vs. S.F. (10/19)	8	171	21.4	49	2	3	41	13.7	20	1	4	27	6.8	10	0	3	50	16.7	39t	1			
vs. S.D. (10/23)	8	105	13.1	23	0	9	120	13.3	38	3	2	23	11.5	17	0	2	5	2.5	5	0			
at N.E. (11/2)	7	127	18.1	41	0	10	151	15.1	28	0	2	33	16.5	18t	1	3	31	10.3	14	0			
at Oak. (11/9)	11	108	9.8	21	0	5	67	13.4	32t	2	6	63	10.5	32t	2	4	24	6.0	13	0			
at Stl. (11/16)	7	103	14.7	23	0	5	102	20.4	42t	1	2	3	1.5	2	0	4	28	7.0	13	0			
vs. Mia. (11/23)	10	87	8.7	21	3	9	125	13.9	35	0	INACTIVE			4	18	4.5	6	1					
at K.C. (11/30)	6	63	10.5	23t	1	6	73	12.2	23	0	INACTIVE			1	12	12.0	12	0					
vs. Buf. (12/7)	2	11	5.5	6	0	4	56	14.0	37	0	INACTIVE			6	82	13.7	38	0					
at S.D. (12/14)	6	123	20.5	36	1	3	53	17.7	33	0	1	30	30.0	30	0	2	16	8.0	11	0			
at Cin. (12/22)	7	115	16.4	46	0	6	70	11.7	33	2	2	33	16.5	26	0	4	30	7.5	13	0			
vs. Oak. (12/28)	8	115	14.4	27	0	6	73	12.2	31	0	0	0	0.0	—	0	2	42	21.0	35	0			
TOTALS	111	1619	14.6	86t	11	101	1404	13.9	48	9	43	489	11.4	35t	12	49	464	9.5	39t	2			
vs. Ind (1/11)	5	59	11.8	24	1	7	46	6.6	17	0	6	53	8.8	32	0	1	20	20.0	20	0			

ANDERSON						HILLMAN						TAMME						GREEN					
Game	No.	Yds.	Avg.	LG	TD	No.	Yds.	Avg.	LG	TD	No.	Yds.	Avg.	LG	TD	No.	Yds.	Avg.	LG	TD			
vs. Ind. (9/7)	0	0	0.0	—	0	INACTIVE			0	0	0.0	—	0	0	0	1	8	8.0	8	0			
vs. K.C. (9/14)	0	0	0.0	—	0	DID NOT PLAY			1	4	4.0	4t	1	0	0	0	0	0.0	—	0			
at Sea. (9/21)	1	1	1.0	1	0	1	7	7.0	7	0	2	22	11.0	26t	1	1	10	10.0	10	0			
vs. Ari. (10/5)	INACTIVE			0	0	0	0.0	—	0	0	1	17	17.0	17	0	0	0	0.0	—	0			
at NYJ (10/12)	0	0	0.0	—	0	3	16	5.3	9	0	0	0	0.0	—	0	0	0	0.0	—	0			
vs. S.F. (10/19)	0	0	0.0	—	0	4	29	7.3	11	0	0	0	0.0	—	0	0	0	0.0	—	0			
vs. S.D. (10/23)	0	0	0.0	—	0	3	29	9.7	16	0	1	4	4.0	4	0	0	0	0.0	—	0			
at N.E. (11/2)	3	33	11.0	24	0	7	47	6.7	15t	1	1	10	10.0	10	0	INACTIVE							
at Oak. (11/9)	4	73	18.3	51t	1	2	9	4.5	8	0	0	0	0.0	—	0	INACTIVE							
at Stl. (11/16)	8	86	10.8	21	0	INACTIVE			4	31	7.8	10	0	INACTIVE									
vs. Mia. (11/23)	4	28	7.0	9	0	INACTIVE			1	-1	-1.0	-1	0	0	0	0	0.0	—	0				
at K.C. (11/30)	2	17	8.5	15t	1	INACTIVE			1	4	4.0	4	0	1	10	10.0	10	0					
vs. Buf. (12/7)	0	0	0.0	—	0	INACTIVE			1	10	10.0	10	0	0	0	0.0	—	0					
at S.D. (12/14)	2	11	5.5	8	0	INACTIVE			INACTIVE			1	8	8.0	8	0	0	0	0.0	—			
at Cin. (12/22)	8	55	6.9	20	0	INACTIVE			0	0	0.0	—	0	3	46	15.3	38	1					
vs. Oak. (12/28)	2	20	10.0	15	0	1	2	2.0	2	0	14	109	7.8	26t	2	6	74	12.3	38	1			
TOTALS	34	324	9.5	51t	2	21	139	6.6	16	1	0	0	0.0	—	0	1	4	4.0	4	0			
vs. Ind (1/11)	6	29	4.8	15	0	0	0	0.0	—	0	0	0	0.0	—	0								

BALL						CALDWELL						THOMPSON						LATIMER					
Game	No.	Yds.	Avg.	LG	TD	No.	Yds.	Avg.	LG	TD	No.	Yds.	Avg.	LG	TD	No.	Yds.	Avg.	LG	TD			
vs. Ind. (9/7)	2	16	8.0	13	0	2	16	8.0	8	0	0	0	0.0	—	0	0	0	0.0	—	0			
vs. K.C. (9/14)	3	29	9.7	16	0	0	0	0.0	—	0	0	0	0.0	—	0	INACTIVE							
at Sea. (9/21)	2	6	3.0	4	0	0	0	0.0	—	0	0	0	0.0	—	0	INACTIVE							
vs. Ari. (10/5)	2	11	5.5	9	0	0	0	0.0	—	0	0	0	0.0	—	0	INACTIVE							
at NYJ (10/12)	INACTIVE			0	0	0	0	0.0	—	0	1	0	0.0	0	0	INACTIVE							
vs. S.F. (10/19)	INACTIVE			0	0	0	0	0.0	—	0	0	0	0.0	—	0	INACTIVE							
vs. S.D. (10/23)	INACTIVE			0	0	0	0	0.0	—	0	0	0	0.0	0	0	0	0	0.0	—	0			
at N.E. (11/2)	INACTIVE			0	0	0	0	0.0	—	0	1	6	6.0	6	0	0	0	0.0	—	0			
at Oak. (11/9)	INACTIVE			0	0	0	0	0.0	—	0	0	0	0.0	—	0	1	9	9.0	9	0			
at Stl. (11/16)	0	0	0.0	—	0	3	31	10.3	15	0	1	5	5.0	5	0	INACTIVE							
vs. Mia. (11/23)	INACTIVE			0	0	0	0	0.0	—	0	0	0	0.0	—	0	0	0	0.0	—	0			
at K.C. (11/30)	INACTIVE			0	0	0	0	0.0	—	0	0	0	0.0	—	0	0	0	0.0	—	0			
vs. Buf. (12/7)	INACTIVE			0	0	0	0	0.0	—	0	1	14	14.0	14	0	INACTIVE							
at S.D. (12/14)	INACTIVE			0	0	0	0	0.0	—	0	0	0	0.0	—	0	INACTIVE							
at Cin. (12/22)	INACTIVE			0	0	0	0	0.0	—	0	0	0	0.0	—	0	0	0	0.0	—	0			
vs. Oak. (12/28)	INACTIVE			0	0	0	0	0.0	—	0	INACTIVE			1	14	14.0	—	0					
TOTALS	9	62	6.9	16	0	5	47	9.4	15	0	4	25	6.3	14	0	2	23	11.5	14	0			
vs. Ind (1/11)	RESERVE/INJURED			0	0	0	0	0.0	—	0	0	0	0.0	—	0	0	0	0.0	—	0			

2014 INDIVIDUAL GAME-BY-GAME STATISTICS — RETURNS

Game	BOLDEN (KR)					CALDWELL (KR)					BURSE (PR)					WELKER (PR)				
	KR	Yds.	Avg.	LG	TD	KR	Yds.	Avg.	LG	TD	PR	Yds.	Avg.	LG	TD	PR	Yds.	Avg.	LG	TD
vs. Ind. (9/7)	0	0	0	—	0	0	0	0	—	0	3	4	1.3	4	0	RESERVE/SUSPENDED RESERVE/SUSPENDED				
vs. K.C. (9/14)	0	0	0	—	0	1	54	54	54	0	0	0	0.0	—	0					
at Sea. (9/21)	0	0	0	—	0	0	0	0	—	0	2	15	7.5	15	0	0	0	0.0	—	0
vs. Ari. (10/5)	0	0	0	—	0	0	0	0	—	0	6	38	6.3	15	0	0	0	0.0	—	0
at NYJ (10/12)	0	0	0	—	0	2	32	16	21	0	0	0	0.0	—	0	0	0	0.0	—	0
vs. S.F. (10/19)	0	0	0	—	0	0	0	0	—	0	3	22	7.3	9	0	0	0	0.0	—	0
vs. S.D. (10/23)	INACTIVE					2	64	32	34	0	2	18	9.0	14	0	0	0	0.0	—	0
at N.E. (11/2)						3	48	16	19	0	1	9	9.0	9	0	0	0	0.0	—	0
at Oak. (11/9)	0	0	0	—	0	1	30	30	30	0	4	52	13.0	21	0	0	0	0.0	—	0
at Stl. (11/16)	0	0	0	—	0	2	24	12	14	0	1	0	0.0	0	0	0	0	0.0	—	0
vs. Mia. (11/23)	3	100	33.3	40	0	0	0	0	—	0	3	12	4.0	12	0	0	0	0.0	—	0
at K.C. (11/30)	3	62	20.7	25	0	0	0	0	—	0	4	41	10.3	22	0	0	0	0.0	—	0
vs. Buf. (12/7)	1	24	24	24	0	1	26	26	26	0	NOT WITH TEAM PRACTICE SQUAD					1	7	7.0	7	0
at S.D. (12/14)	2	53	26.5	33	0	0	0	0	—	0						2	16	8.0	11	0
at Cin. (12/22)	2	102	51	77	0	0	0	0	—	0	PRACTICE SQUAD PRACTICE SQUAD					3	14	4.7	9	0
vs. Oak. (12/28)	1	76	76	76	0	0	0	0	—	0						5	37	7.4	19	0
TOTALS	13	429	33	77	0	12	278	23.2	54	0	29	211	7.3	22	0	11	74	6.7	19	0
vs. Ind. (1/11)	0	0	0	—	0	0	0	0	—	0	PRACTICE SQUAD					1	-1	-1.0	-1	0

DT Marvin Austin had one KR for 12 yds.; **WR Isaiah Burse** had one KR for 7 yds.; **WR Emmanuel Sanders** had one PR for 11 yds.

2014 INDIVIDUAL GAME-BY-GAME STATISTICS — KICKING

Game	MCMANUS										BARTH									
	1-19	20-29	30-39	40-49	50+	Total	Pct.	LG	PATM/A		1-19	20-29	30-39	40-49	50+	Total	Pct.	LG	PATM/A	
vs. Ind. (9/7)	0-0	1-1	0-0	0-0	0-0	1-1	1.000	21	4-4		NOT WITH TEAM									
vs. K.C. (9/14)	0-0	1-1	0-0	0-0	0-0	1-1	1.000	20	3-3		NOT WITH TEAM									
at Sea. (9/21)	0-0	1-1	0-0	0-0	0-0	1-1	1.000	24	1-1		NOT WITH TEAM									
vs. Ari. (10/5)	0-0	0-0	0-0	2-2	0-1	2-3	.667	44	5-5		NOT WITH TEAM									
at NYJ (10/12)	0-0	0-0	1-1	0-0	0-0	1-1	1.000	37	4-4		NOT WITH TEAM									
vs. S.F. (10/19)	0-0	0-0	0-0	0-0	0-0	0-0	.000	—	6-6		NOT WITH TEAM									
vs. S.D. (10/23)	0-0	0-0	0-0	0-0	0-1	0-1	.000	—	5-5		NOT WITH TEAM									
at N.E. (11/2)	0-0	0-0	0-0	0-1	0-0	0-1	.000	—	3-3		NOT WITH TEAM									
at Oak. (11/9)	0-0	2-2	0-0	0-0	0-0	2-2	1.000	28	5-5		NOT WITH TEAM									
at Stl. (11/16)	0-0	0-0	0-0	0-0	0-0	0-0	.000	—	1-1		NOT WITH TEAM									
vs. Mia. (11/23)	0-0	0-0	1-2	0-0	0-0	1-2	.500	38	4-4		NOT WITH TEAM									
at K.C. (11/30)	NOT WITH TEAM										0-0	2-2	3-3	0-0	0-0	5-5	1.000	37	2-2	
vs. Buf. (12/7)	0-0	0-0	0-0	0-0	0-0	0-0	.000	—	0-0		0-0	0-0	0-0	0-0	1-1	1-1	1.000	50	3-3	
at S.D. (12/14)	0-0	0-0	0-0	0-0	0-0	0-0	.000	—	0-0		2-2	1-1	0-0	2-2	0-0	5-5	1.000	49	1-1	
at Cin. (12/22)	0-0	0-0	0-0	0-0	0-0	0-0	.000	—	0-0		0-0	0-0	0-0	0-1	0-0	0-1	.000	—	4-4	
vs. Oak. (12/28)	0-0	0-0	0-0	0-0	0-0	0-0	.000	—	0-0		0-0	1-1	2-2	1-1	0-0	4-4	1.000	49	5-5	
TOTALS	0-0	5-5	2-3	2-3	0-2	9-13	.692	44	41-41		2-2	4-4	5-5	3-4	1-1	15-16	.938	50	15-15	
vs. Ind. (1/11)	0-0	0-0	0-0	0-0	0-0	0-0	.000	—	0-0		0-0	0-0	0-0	2-2	0-0	2-2	1.000	45	1-1	

2014 PUNTING

COLQUITT								
Game	No.	Yds.	Avg.	Net	TB	In20	LG	BK
vs. Ind. (9/7)	5	234	46.8	42	0	1	53	0
vs. K.C. (9/14)	3	132	44	43.3	0	1	53	0
at Sea. (9/21)	8	378	47.3	42.8	0	3	58	0
vs. Ari. (10/5)	4	199	49.8	48	0	2	60	0
at NYJ (10/12)	8	352	44	41.8	0	2	53	0
vs. S.F. (10/19)	4	171	42.8	41.8	0	2	46	0
vs. S.D. (10/23)	4	162	40.5	39	0	3	49	0
at N.E. (11/2)	3	135	45	17	0	0	53	0
at Oak. (11/9)	5	226	45.2	40.4	1	3	65	0
at Stl. (11/16)	5	183	36.6	34	0	1	45	0
vs. Mia. (11/23)	1	45	45	28	0	0	45	0
at K.C. (11/30)	4	139	34.8	34.8	0	3	48	0
vs. Buf. (12/7)	3	149	49.7	43	1	2	53	0
at S.D. (12/14)	3	121	40.3	20	0	0	51	0
at Cin. (12/22)	6	283	47.2	31.8	1	2	54	0
vs. Oak. (12/28)	3	139	46.3	32	1	0	56	0
TOTALS	69	3,048	44.2	37.6	4	25	65	0
vs. Ind. (1/11)	6	244	40.7	39.5	0	1	48	0

2014 DEFENSE

Game	MARSHALL					WARD				
	TT	UT	A	S-Yds	I-Yds	TT	UT	A	S-Yds	I-Yds
vs. Ind. (9/7)	9	7	2	0-0	0-0	3	2	1	0-0	0-0
vs. K.C. (9/14)	8	6	2	1-5	0-0	5	5	0	0-0	0-0
at Sea. (9/21)	12	5	7	0-0	0-0	8	4	4	1-10	0-0
vs. Ari. (10/5)	2	2	0	0-0	0-0	3	3	0	0-0	0-0
at NYJ (10/12)	6	5	1	0-0	0-0	3	2	1	0-0	0-0
vs. S.F. (10/19)	8	8	0	0-0	0-0	4	4	0	0-0	0-0
vs. S.D. (10/23)	10	8	2	0-0	0-0	3	3	0	0-0	0-0
at N.E. (11/2)	5	4	1	0-0	0-0	8	8	0	0-0	0-0
at Oak. (11/9)	13	11	2	0-0	0-0	7	4	3	0-0	1-18
at Stl. (11/16)	15	13	2	0-0	0-0	1	1	0	0-0	0-0
vs. Mia. (11/23)	3	2	1	0-0	0-0	3	2	1	0-0	1-37
at K.C. (11/30)	6	5	1	1-12	0-0	6	6	0	1-13	0-0
vs. Buf. (12/7)	9	9	0	0-0	1-0	5	5	0	0-0	0-0
at S.D. (12/14)	4	3	1	0-0	0-0	6	6	0	0-0	0-0
at Cin. (12/22)	INACTIVE					9	5	4	0-0	0-0
vs. Oak. (12/28)	INACTIVE					INACTIVE				
TOTALS	110	88	22	2-17	1-0	74	60	14	2-23	2-55
vs. Ind. (1/11)	6	4	2	0-0	0-0	2	2	0	0-0	0-0

2014 INDIVIDUAL GAME-BY-GAME STATISTICS — DEFENSE

Game	ROBY					TALIB					MILLER					HARRIS JR.				
	TT	UT	A	S-Yds	I-Yds	TT	UT	A	S-Yds	I-Yds	TT	UT	A	S-Yds	I-Yds	TT	UT	A	S-Yds	I-Yds
vs. Ind. (9/7)	7	7	0	0-0	0-0	4	4	0	0-0	0-0	1	1	0	0-0	0-0	3	3	0	0-0	0-0
vs. K.C. (9/14)	6	6	0	0-0	0-0	2	2	0	0-0	0-0	7	5	2	1-3	0-0	6	6	0	0-0	1-5
at Sea. (9/21)	5	5	0	0-0	0-0	6	5	1	0-0	0-0	7	3	4	1-3	0-0	3	2	1	0-0	0-0
vs. Ari. (10/5)	2	2	0	0-0	0-0	4	4	0	0-0	0-0	4	2	2	2-15.5	0-0	1	1	0	0-0	0-0
at NYJ (10/12)	3	3	0	1-3	0-0	4	4	0	0-0	1-22	6	3	3	2-10	0-0	1	1	0	0-0	0-0
vs. S.F. (10/19)	7	6	1	0-0	0-0	2	2	0	0-0	1-3	2	2	0	2-18	0-0	3	3	0	0-0	0-0
vs. S.D. (10/23)	4	4	0	0-0	0-0	7	6	1	0-0	0-0	2	2	0	1-5	0-0	4	3	1	0-0	0-0
at N.E. (11/2)	2	2	0	0-0	1-0	7	7	0	0-0	0-0	1	1	0	0-0	0-0	5	5	0	0-0	0-0
at Oak. (11/9)	4	4	0	0-0	1-0	2	1	1	0-0	0-0	7	4	3	0-0	0-0	4	4	0	0-0	0-0
at Stl. (11/16)	1	1	0	0-0	0-0	4	2	2	0-0	0-0	5	5	0	1-5	0-0	2	2	0	0-0	0-0
vs. Mia. (11/23)	4	4	0	0-0	0-0	2	2	0	0-0	0-0	1	1	0	0-0	0-0	5	5	0	0-0	0-0
at K.C. (11/30)	1	1	0	0-0	0-0	INACTIVE					3	3	0	2-11	0-0	3	3	0	0-0	0-0
vs. Buf. (12/7)	9	9	0	0-0	0-0	4	3	1	0-0	0-0	2	2	0	1-5	0-0	5	5	0	1-2	0-0
at S.D. (12/14)	4	4	0	0-0	0-0	8	7	1	0-0	1-4	4	3	1	0-0	0-0	4	4	0	0-0	0-0
at Cin. (12/22)	2	1	1	0-0	0-0	4	3	1	0-0	1-33	4	3	1	0-0	0-0	4	3	1	0-0	1-1
vs. Oak. (12/28)	3	3	0	0-0	0-0	4	3	1	1-8	0-1	4	3	1	1-7	0-0	2	1	1	0-0	0-0
TOTALS	64	62	2	1-3	2-0	64	55	9	1-8	4-62	60	43	17	14-82.5	0-0	55	51	4	1-2	2-6
vs. Ind (1/11)	2	2	0	0-0	1-2	4	4	0	0-0	0-0	6	5	1	0-0	0-0	3	3	0	0-0	0-0

Game	MOORE					IRVING					JACKSON					WARE				
	TT	UT	A	S-Yds	I-Yds	TT	UT	A	S-Yds	I-Yds	TT	UT	A	S-Yds	I-Yds	TT	UT	A	S-Yds	I-Yds
vs. Ind. (9/7)	3	3	0	0-0	2-17	5	4	1	1-8	0-0	2	1	1	0.5-3.5	0-0	2	1	1	1.5-4.5	0-0
vs. K.C. (9/14)	4	4	0	0-0	0-0	11	7	4	0-0	0-0	1	1	0	0-0	0-0	2	1	1	0-0	0-0
at Sea. (9/21)	3	2	1	0-0	0-0	13	2	11	0-0	0-0	5	0	5	0-0	0-0	3	2	1	1-7	0-0
vs. Ari. (10/5)	1	1	0	0-0	0-0	0	0	0	0-0	0-0	2	1	1	0.5-1.5	0-0	3	2	1	0.5-4	0-0
at NYJ (10/12)	3	1	2	0-0	0-0	2	2	0	0-0	0-0	4	3	1	0-0	0-0	2	1	1	1-4	0-0
vs. S.F. (10/19)	2	2	0	0-0	0-0	2	2	0	0-0	0-0	1	1	0	1-9	0-0	4	4	0	3-26	0-0
vs. S.D. (10/23)	1	1	0	0-0	1-0	7	6	1	0-0	0-0	1	1	0	0-0	0-0	0	0	0	0-0	0-0
at N.E. (11/2)	8	8	0	0-0	0-0	4	2	2	0-0	0-0	2	1	1	0-0	0-0	4	4	0	1-1	0-0
at Oak. (11/9)	2	2	0	0-0	0-0	INACTIVE					1	1	0	0-0	0-0	2	2	0	0-0	0-0
at Stl. (11/16)	5	5	0	0-0	0-0	RESERVE/INJURED					5	5	0	0-0	0-0	7	6	1	1-9	0-0
vs. Mia. (11/23)	7	6	1	0-0	0-0	RESERVE/INJURED					3	3	0	0-0	0-0	2	2	0	0-0	0-0
at K.C. (11/30)	1	1	0	0-0	0-0	RESERVE/INJURED					0	0	0	0-0	0-0	3	3	0	1-1	1-3
vs. Buf. (12/7)	3	2	1	0-0	0-0	RESERVE/INJURED					6	6	0	1-6	0-0	0	0	0	0-0	0-0
at S.D. (12/14)	2	2	0	0-0	1-19	RESERVE/INJURED					2	2	0	0-0	0-0	1	1	0	0-0	0-0
at Cin. (12/22)	4	3	1	0-0	0-0	RESERVE/INJURED					5	5	0	0-0	0-0	3	2	1	0-0	0-0
vs. Oak. (12/28)	1	1	0	0-0	0-0	RESERVE/INJURED					2	2	0	0-0	0-0	3	3	0	0-0	0-0
TOTALS	50	44	6	0-0	4-36	44	25	19	1-8	0-0	42	33	9	3-20	0-0	41	34	7	10-56.5	1-3
vs. Ind (1/11)	2	2	0	0-0	1-0	RESERVE/INJURED					4	1	3	0-0	0-0	4	3	1	0-0	0-0

Game	WOLFE					KNIGHTON					JOHNSON					WILLIAMS				
	TT	UT	A	S-Yds	I-Yds	TT	UT	A	S-Yds	I-Yds	TT	UT	A	S-Yds	I-Yds	TT	UT	A	S-Yds	I-Yds
vs. Ind. (9/7)	2	1	1	0-0	0-0	2	0	2	0-0	0-0	1	0	1	0-0	0-0	3	2	1	0-0	0-0
vs. K.C. (9/14)	1	1	0	0-0	0-0	2	2	0	0-0	0-0	1	1	0	0-0	0-0	0	0	0	0-0	0-0
at Sea. (9/21)	4	2	2	0-0	0-0	2	0	2	0-0	0-0	0	0	0	0-0	0-0	4	2	2	0-0	0-0
vs. Ari. (10/5)	2	1	1	0-0	0-0	3	3	0	0-0	0-0	0	0	0	0-0	0-0	1	1	0	0-0	0-0
at NYJ (10/12)	5	4	1	0-0	0-0	3	1	2	0-0	0-0	0	0	0	0-0	0-0	1	1	0	0-0	0-0
vs. S.F. (10/19)	3	2	1	0-0	0-0	1	0	1	0-0	0-0	0	0	0	0-0	0-0	2	2	0	0-0	0-0
vs. S.D. (10/23)	2	1	1	0.5-1	0-0	2	1	1	0.5-1	0-0	INACTIVE					1	1	0	0-0	0-0
at N.E. (11/2)	5	4	1	0-0	0-0	1	1	0	0-0	0-0	INACTIVE					0	0	0	0-0	0-0
at Oak. (11/9)	1	1	0	0-0	0-0	1	1	0	0-0	0-0	2	2	0	0-0	0-0	1	0	1	0-0	0-0
at Stl. (11/16)	2	2	0	1-0	0-0	2	1	1	0-0	0-0	6	3	3	0-0	0-0	3	3	0	0-0	0-0
vs. Mia. (11/23)	2	1	1	0-0	0-0	3	3	0	1-12	0-0	0	0	0	0-0	0-0	1	1	0	0-0	0-0
at K.C. (11/30)	2	2	0	0-0	0-0	1	0	1	0-0	0-0	2	2	0	0-0	0-0	0	0	0	0-0	0-0
vs. Buf. (12/7)	1	0	1	0-0	0-0	1	0	1	0.5-0.5	0-0	3	1	2	0.5-0.5	0-0	2	2	0	0-0	0-0
at S.D. (12/14)	0	0	0	0-0	0-0	2	1	1	0-0	0-0	2	2	0	0-0	0-0	1	1	0	0-0	0-0
at Cin. (12/22)	2	2	0	0-0	0-0	3	3	0	0-0	0-0	3	1	2	0-0	0-0	1	1	0	0-0	0-0
vs. Oak. (12/28)	1	0	1	0-0	0-0	1	1	0	0-0	0-0	2	1	1	0-0	0-0	0	0	0	0-0	0-0
TOTALS	35	24	11	1.5-1	0-0	30	18	12	2-13.5	0-0	22	13	9	0.5-0.5	0-0	21	17	4	0-0	0-0
vs. Ind (1/11)	3	2	1	0-0	0-0	3	1	2	0-0	0-0	6	5	1	0-0	0-0	1	1	0	0-0	0-0

2014 INDIVIDUAL GAME-BY-GAME STATISTICS — DEFENSE

BRUTON						WEBSTER						Q.CARTER						DAVIS					
Game	TT	UT	A	S-Yds	I-Yds	TT	UT	A	S-Yds	I-Yds	TT	UT	A	S-Yds	I-Yds	TT	UT	A	S-Yds	I-Yds			
vs. Ind. (9/7)	0	0	0	0-0	0-0	INACTIVE						5	4	1	0-0	0-0	NOT WITH TEAM						
vs. K.C. (9/14)	INACTIVE					2	2	0	0-0	0-0	0	0	0	0-0	0-0	NOT WITH TEAM							
at Sea. (9/21)	0	0	0	0-0	0-0	2	2	0	0-0	0-0	0	0	0	0-0	0-0	NOT WITH TEAM							
vs. Ari. (10/5)	INACTIVE					0	0	0	0-0	0-0	0	0	0	0-0	0-0	NOT WITH TEAM							
at NYJ (10/12)	0	0	0	0-0	0-0	4	4	0	0-0	0-0	0	0	0	0-0	0-0	NOT WITH TEAM							
vs. S.F. (10/19)	0	0	0	0-0	0-0	2	1	1	0-0	0-0	2	1	1	0-0	0-0	NOT WITH TEAM							
vs. S.D. (10/23)	0	0	0	0-0	0-0	1	1	0	0-0	0-0	2	1	1	0-0	0-0	NOT WITH TEAM							
at N.E. (11/2)	0	0	0	0-0	0-0	2	2	0	0-0	0-0	INACTIVE						NOT WITH TEAM						
at Oak. (11/9)	0	0	0	0-0	0-0	0	0	0	0-0	0-0	2	2	0	0-0	0-0	NOT WITH TEAM							
at Stl. (11/16)	0	0	0	0-0	0-0	0	0	0	0-0	0-0	3	2	1	0-0	0-0	INACTIVE							
vs. Mia. (11/23)	0	0	0	0-0	0-0	4	4	0	0-0	0-0	0	0	0	0-0	0-0	0	0	0	0-0	0-0			
at K.C. (11/30)	0	0	0	0-0	0-0	INACTIVE						2	2	0	1-6	0-0	0	0	0	0-0	0-0		
vs. Buf. (12/7)	9	9	0	0-0	0-0	INACTIVE						INACTIVE						0	0	0	0-0	0-0	
at S.D. (12/14)	3	2	1	0-0	0-0	INACTIVE						RESERVE/INJURED						4	1	3	0-0	0-0	
at Cin. (12/22)	5	2	3	0-0	0-0	0	0	0	0-0	0-0	RESERVE/INJURED						7	3	4	0-0	0-0		
vs. Oak. (12/28)	4	3	1	0-0	0-0	2	2	0	0-0	0-0	RESERVE/INJURED						6	5	1	0-0	0-0		
TOTALS	21	16	5	0-0	0-0	19	18	1	0-0	0-0	16	12	4	1-6	0-0	17	9	8	0-0	0-0			
vs. Ind (1/11)	3	3	0	0-0	0-0	0	0	0	0-0	0-0	RESERVE/INJURED						6	3	3	0-0	0-0		

NELSON						AUSTIN JR.						TREVATHAN						SMITH					
Game	TT	UT	A	S-Yds	I-Yds	TT	UT	A	S-Yds	I-Yds	TT	UT	A	S-Yds	I-Yds	TT	UT	A	S-Yds	I-Yds			
vs. Ind. (9/7)	0	0	0	0-0	0-0	0	0	0	0-0	0-0	INACTIVE						0	0	0	0-0	0-0		
vs. K.C. (9/14)	0	0	0	0-0	0-0	0	0	0	0-0	0-0	INACTIVE						1	1	0	0-0	0-0		
at Sea. (9/21)	0	0	0	0-0	0-0	2	0	2	0-0	0-0	INACTIVE						2	0	2	0-0	0-0		
vs. Ari. (10/5)	0	0	0	0-0	0-0	0	0	0	0-0	0-0	7	6	1	0-0	0-0	0	0	0	0-0	0-0			
at NYJ (10/12)	7	3	4	0-0	0-0	0	0	0	0-0	0-0	0	0	0	0-0	0-0	1	0	1	0-0	0-0			
vs. S.F. (10/19)	1	1	0	0-0	0-0	0	0	0	0-0	0-0	RESERVE/INJURED						1	1	0	0-0	0-0		
vs. S.D. (10/23)	0	0	0	0-0	0-0	1	1	0	0-0	0-0	RESERVE/INJURED						0	0	0	0-0	0-0		
at N.E. (11/2)	3	2	1	0-0	0-0	1	1	0	0-0	0-0	RESERVE/INJURED						1	1	0	0-0	0-0		
at Oak. (11/9)	0	0	0	0-0	0-0	0	0	0	0-0	0-0	RESERVE/INJURED						2	2	0	0-0	0-0		
at Stl. (11/16)	0	0	0	0-0	0-0	5	5	0	0-0	0-0	RESERVE/INJURED						0	0	0	0-0	0-0		
vs. Mia. (11/23)	0	0	0	0-0	0-0	INACTIVE						RESERVE/INJURED						1	1	0	0-0	0-0	
at K.C. (11/30)	0	0	0	0-0	0-0	0	0	0	0-0	0-0	RESERVE/INJURED						0	0	0	0-0	0-0		
vs. Buf. (12/7)	0	0	0	0-0	0-0	1	1	0	0-0	0-0	RESERVE/INJURED						0	0	0	0-0	0-0		
at S.D. (12/14)	0	0	0	0-0	0-0	1	0	1	0-0	0-0	4	3	1	0-0	0-0	1	1	0	0-0	0-0			
at Cin. (12/22)	0	0	0	0-0	0-0	1	0	1	0-0	0-0	RESERVE/INJURED						INACTIVE						
vs. Oak. (12/28)	2	1	1	0-0	0-0	0	0	0	0-0	0-0	RESERVE/INJURED						1	0	1	0-0	0-0		
TOTALS	13	7	6	0-0	0-0	12	8	4	0-0	0-0	11	9	2	0-0	0-0	11	7	4	0-0	0-0			
vs. Ind (1/11)	0	0	0	0-0	0-0	3	2	1	0-0	0-0	RESERVE/INJURED						RESERVE/INJURED						

BOLDEN						MCCRAY						T.CARTER						UNREIN					
Game	TT	UT	A	S-Yds	I-Yds	TT	UT	A	S-Yds	I-Yds	TT	UT	A	S-Yds	I-Yds	TT	UT	A	S-Yds	I-Yds			
vs. Ind. (9/7)	0	0	0	0-0	0-0	1	1	0	0-0	0-0	2	2	0	0-0	0-0	INACTIVE							
vs. K.C. (9/14)	0	0	0	0-0	0-0	0	0	0	0-0	0-0	INACTIVE						0	0	0	0-0	0-0		
at Sea. (9/21)	0	0	0	0-0	0-0	INACTIVE						INACTIVE						INACTIVE					
vs. Ari. (10/5)	0	0	0	0-0	0-0	INACTIVE						0	0	0	0-0	0-0	INACTIVE						
at NYJ (10/12)	0	0	0	0-0	0-0	INACTIVE						INACTIVE						INACTIVE					
vs. S.F. (10/19)	3	3	0	0-0	0-0	2	1	1	0-0	0-0	INACTIVE						INACTIVE						
vs. S.D. (10/23)	0	0	0	0-0	0-0	0	0	0	0-0	0-0	0	0	0	0-0	0-0	INACTIVE							
at N.E. (11/2)	0	0	0	0-0	0-0	0	0	0	0-0	0-0	0	0	0	0-0	0-0	0	0	0	0-0	0-0			
at Oak. (11/9)	0	0	0	0-0	0-0	0	0	0	0-0	0-0	INACTIVE						0	0	0	0-0	0-0		
at Stl. (11/16)	0	0	0	0-0	0-0	0	0	0	0-0	0-0	INACTIVE						0	0	0	0-0	0-0		
vs. Mia. (11/23)	2	2	0	0-0	0-0	0	0	0	0-0	0-0	INACTIVE						0	0	0	0-0	0-0		
at K.C. (11/30)	0	0	0	0-0	0-0	0	0	0	0-0	0-0	2	2	0	0-0	0-0	1	1	0	0-0	0-0			
vs. Buf. (12/7)	0	0	0	0-0	0-0	0	0	0	0-0	0-0	0	0	0	0-0	0-0	0	0	0	0-0	0-0			
at S.D. (12/14)	0	0	0	0-0	0-0	0	0	0	0-0	0-0	0	0	0	0-0	0-0	INACTIVE							
at Cin. (12/22)	1	1	0	0-0	0-0	1	1	0	0-0	0-0	INACTIVE						0	0	0	0-0	0-0		
vs. Oak. (12/28)	1	1	0	0-0	0-0	2	1	1	1-11	0-0	1	1	0	0-0	0-0	INACTIVE							
TOTALS	7	7	0	0-0	0-0	6	4	2	1-11	0-0	5	5	0	0-0	0-0	1	1	0	0-0	0-0			
vs. Ind (1/11)	0	0	0	0-0	0-0	2	1	1	0-0	0-0	INACTIVE						INACTIVE						

LB Lamin Barrow had one tackle at Sea. (9/21).; S Josh Bush had one INT (5 yds.) vs. Oak. (12/28).

THE LAST TIME IT HAPPENED...

(Reflects the last time each individual statistic occurred)
(2014 performances boldfaced; Super Bowl performances in *italics*)

100 YARDS RUSHING:

Broncos: **C.J. Anderson, 32-168, 0 TD, at Kansas City, 11/30/14**
 Playoffs: Terrell Davis, 25-102, vs. Atlanta, 1/31/99
 Opponents: **Jeremy Hill, 22-147, 1 TD, at Cincinnati, 12/22/14**
 Playoffs: Ray Rice, 30-131, 1 TD, vs. Baltimore, 1/12/13

200 YARDS RUSHING:

Broncos: Knowshon Moreno, 37-224, 1 TD, at New England, 11/24/13
 Playoffs: Has never happened
 Opponents: Jamaal Charles, 25-259, 2 TD, vs. Kansas City, 1/3/10
 Playoffs: *Tim Smith, 23-204, 2TD, vs. Washington, 1/31/88*

TWO 100-YARD RUSHERS:

Broncos: Willis McGahee (163) and Tim Tebow (118), at Oakland, 11/6/11
 Playoffs: Terrell Davis (184) and Derek Loville (103), vs. Jacksonville, 12/27/97
 Opponents: Curt Warner (126) and John L. Williams (109), at Seattle, 12/11/88
 Playoffs: Has never happened

100-YARD RUSHER AND 100-YARD RECEIVER:

Broncos: **C.J. Anderson (167) and Emmanuel Sanders (125), vs. Miami, 11/23/14**
 Playoffs: *Terrell Davis (102) and Rod Smith (152), vs. Atlanta, 1/31/99*
 Opponents: **Tre Mason (113) and Kenny Britt (128), at St. Louis, 11/16/14**
 Playoffs: *Tim Smith (204) and Ricky Sanders (193), vs. Washington, 1/31/88*

100-YARD RUSHER AND TWO 100-YARD RECEIVERS:

Broncos: **Ronnie Hillman (109), Emmanuel Sanders (120) and Demaryius Thomas (105), vs. San Diego, 10/23/14**
 Playoffs: Has never happened
 Opponents: Ryan Grant (104), Greg Jennings (141) and James Jones (107) vs. Green Bay, 10/29/07 - OT
 Playoffs: Has never happened

100-YARD RUSHER, 300-YARD PASSER, 100-YARD RECEIVER:

Broncos: Willis McGahee (122), Peyton Manning (305), Demaryius Thomas (137), vs. N.O., 10/28/12
 Playoffs: *Terrell Davis (102), John Elway (336), Rod Smith (152), vs. Atlanta, 1/31/99*
 Opponents: R. Grant (104 rush), B. Favre (331 pass), G. Jennings (141 rec.), J. Jones (107 rec.) vs. G.B., 10/29/07 - OT
 Playoffs: *Tim Smith (204), Doug Williams (340), Ricky Sanders (193), vs. Washington, 1/31/88*

100-YARD RUSHER, 300-YARD PASSER AND TWO 100-YARD RECEIVERS:

Broncos: M. Ball (117), P. Manning (403), E. Decker (174) and D. Thomas (106), at Kansas City, 12/1/13
 Playoffs: Has never happened
 Opponents: R. Grant (104 rush), B. Favre (331 pass), G. Jennings (141 rec.), J. Jones (107 rec.), vs. Green Bay, 10/29/07 - OT
 Playoffs: Has never happened

100-YARD RUSHER AND 300-YARD PASSER:

Broncos: Montee Ball (117) and Peyton Manning (403), at Kansas City, 12/1/13
 Playoffs: *Terrell Davis (102) and John Elway (336), vs. Atlanta, 1/31/99*
 Opponents: Ryan Mathews (120) and Philip Rivers (313), vs. San Diego, 1/2/11
 Playoffs: Ray Rice (131) and Joe Flacco (331), vs. Baltimore, 1/12/13

100-YARD RECEIVER AND 300-YARD PASSER:

Broncos: **Demaryius Thomas (115) and Peyton Manning (311), at Cincinnati, 12/22/14**
 Playoffs: Demaryius Thomas (134) and Peyton Manning (400), vs. New England, 1/19/14
 Opponents: **Sammy Watkins (127) and Kyle Orton (355), vs. Buffalo, 12/7/14**
 Playoffs: Rob Gronkowski (145) and Tom Brady (363), at New England, 1/14/12

TWO 100-YARD RECEIVERS AND 300-YARD PASSER:

Broncos: **Demaryius Thomas (103), Emmanuel Sanders (102) and Peyton Manning (389), at St. Louis, 11/16/14**
 Playoffs: Has never happened
 Opponents: Jerome Simpson (136), A.J. Green (124) and Andy Dalton (332), vs. Cincinnati, 9/18/11
 Playoffs: Reggie Wayne (221), Dallas Clark (112) and Peyton Manning (458), at Indianapolis, 1/9/05

THREE 100-YARD RECEIVERS AND 300-YARD PASSER:

Broncos: Has never happened
 Playoffs: Has never happened
 Opponents: Terrance Williams (151), Dez Bryant (141), Jason Witten (121) and Tony Romo (506), at Dallas, 10/6/13
 Playoffs: Has never happened

TWO RUSHING TOUCHDOWNS:

Broncos: **C.J. Anderson, 13-87, 3 TD, vs. Oakland, 12/28/14**
 Playoffs: Mike Anderson, 19-69, 2 TD, vs. New England, 1/14/06
 Opponents: **Knile Davis, 22-79, 2 TD, vs. Kansas City, 9/14/14**
 Playoffs: Jamal Lewis, 30-110, 2 TD, at Baltimore, 12/31/00

THREE RUSHING TOUCHDOWNS:

Broncos: **C.J. Anderson, 13-87, 3 TD, vs. Oakland, 12/28/14**
 Playoffs: *Terrell Davis, 30-157, 3 TD, vs. Green Bay, 1/25/98*
 Opponents: Ryan Matthews, 26-120, 3 TD, vs. San Diego, 1/2/11
 Playoffs: Napoleon McCallum, 13-81, 3 TD, at L.A. Raiders, 1/9/94

FOUR RUSHING TOUCHDOWNS:

Broncos: Clinton Portis, 22-218, 5 TD, vs. Kansas City, 12/7/03
 Playoffs: Has never happened
 Opponents: Curt Warner, 23-126, 4 TD, at Seattle, 12/11/88
 Playoffs: Has never happened

FIVE RUSHING TOUCHDOWNS:

Broncos:	Clinton Portis, 22-218, 5 TD, vs. Kansas City, 12/7/03
Playoffs:	Has never happened
Opponents:	Has never happened
Playoffs:	Has never happened

300 YARDS PASSING:

Broncos:	Peyton Manning, 28-44, 311 yds., 2 TD, 4 INT, at Cincinnati, 12/22/14
Playoffs:	Tim Tebow, 10-21, 316 yds., 2 TD, 0 INT, vs. Pittsburgh, 1/8/12
Opponents:	Kyle Orton, 38-57, 355 yds., 1 TD, 2 INT, vs. Buffalo, 12/7/14
Playoffs:	Joe Flacco, 18-34, 331 yds., 3 TD, 0 INT, vs. Baltimore, 1/12/13

400 YARDS PASSING:

Broncos:	Peyton Manning, 34-57, 438 yds., 2 TD, 2 INT, at New England, 11/2/14
Playoffs:	Peyton Manning, 32-43, 400 yds., 2 TD, 0 INT, vs. New England, 1/19/14
Opponents:	Tony Romo, 25-36, 506 yds., 5 TD, 1 INT, at Dallas, 10/6/13
Playoffs:	Peyton Manning, 27-33, 458 yds., 4 TD, 1 INT, at Indianapolis, 1/9/05

THREE TOUCHDOWN PASSES:

Broncos:	Peyton Manning, 28-35, 257 yds., 4 TD, 0 INT, vs. Miami, 11/23/14
Playoffs:	Peyton Manning, 28-43, 290 yds., 3 TD, 2 INT, vs. Baltimore, 1/12/13
Opponents:	Ryan Tannehill, 26-36, 228 yds., 3 TD, 1 INT, vs. Miami, 11/23/14
Playoffs:	Joe Flacco, 18-34, 331 yds., 3 TD, 0 INT, vs. Baltimore, 1/12/13

FOUR TOUCHDOWN PASSES:

Broncos:	Peyton Manning, 28-35, 257 yds., 4 TD, 0 INT, vs. Miami, 11/23/14
Playoffs:	Has never happened
Opponents:	Tom Brady, 33-53, 333 yds., 4 TD, 1 INT, at New England, 11/2/14
Playoffs:	Tom Brady, 26-34, 363 yds., 6 TD, 1 INT, at New England, 1/14/12

FIVE TOUCHDOWN PASSES:

Broncos:	Peyton Manning, 31-44, 340 yds., 5 TD, 2 INT, at Oakland, 11/9/14
Playoffs:	Has never happened
Opponents:	Tony Romo, 25-36, 506 yds., 5 TD, 1 INT, at Dallas, 10/6/13
Playoffs:	Tom Brady, 26-34, 363 yds., 6 TD, 1 INT, at New England, 1/14/12

SIX OR MORE TOUCHDOWN PASSES:

Broncos:	Peyton Manning, 27-42, 462 yds., 7 TD, 0 INT, vs. Baltimore, 9/5/13
Playoffs:	Has never happened
Opponents:	Len Dawson, 23-38, 435 yds., 6 TD, 0 INT, at Kansas City, 11/1/64
Playoffs:	Tom Brady, 26-34, 363 yds., 6 TD, 1 INT, at New England, 1/14/12

100 YARDS RECEIVING:

Broncos:	Demaryius Thomas, 8-115, vs. Oakland, 12/28/14
Playoffs:	Demaryius Thomas, 13-118, 1 TD, vs. Seattle, 2/2/14
Opponents:	Sammy Watkins, 7-127, vs. Buffalo, 12/7/14
Playoffs:	Keenan Allen, 6-142, 2 TD, vs. San Diego, 1/12/14

200 YARDS RECEIVING:

Broncos:	Demaryius Thomas, 8-226, 2 TD, vs. Arizona, 10/5/14
Playoffs:	Demaryius Thomas, 4-204, 1 TD, vs. Pittsburgh, 1/8/12
Opponents:	Torrence Small, 6-200, 2 TD, vs. New Orleans, 12/24/94
Playoffs:	Reggie Wayne, 10-221, 2 TD, at Indianapolis, 1/9/05

TWO 100-YARD RECEIVERS:

Broncos:	Demaryius Thomas, 7-103, and Emmanuel Sanders, 5-102, at St. Louis, 11/16/14
Playoffs:	Has never happened
Opponents:	Terrance Williams (151), Dez Bryant (141) and Jason Witten (121), at Dallas, 10/6/13
Playoffs:	Reggie Wayne (221) and Dallas Clark (112), at Indianapolis, 1/9/05

TWO RECEIVING TOUCHDOWNS:

Broncos:	Emmanuel Sanders, 6-70, 2 TD, at Cincinnati, 12/22/14
Playoffs:	Clarence Kay, 3-57, 2 TD, vs. Houston, 1/10/88
Opponents:	Jarvis Landry, 7-50, 2 TD, vs. Miami, 11/23/14
Playoffs:	Keenan Allen, 6-142, 2 TD, vs. San Diego, 1/12/14

THREE RECEIVING TOUCHDOWNS:

Broncos:	Demaryius Thomas, 10-87, 3 TD, vs. Miami, 11/23/14
Playoffs:	Has never happened
Opponents:	Dallas Clark, 5-43, 3 TD, at Indianapolis, 12/13/09
Playoffs:	Rob Gronkowski, 10-145, 3 TD, at New England, 1/14/12

FOUR RECEIVING TOUCHDOWNS:

Broncos:	Eric Decker, 8-174, 4 TD, at Kansas City, 12/1/13
Playoffs:	Has never happened
Opponents:	Lance Alworth, 9-171, 4 TD, vs. San Diego, 12/1/68
Playoffs:	Has never happened

TWO INTERCEPTIONS:

Broncos:	Rahim Moore, 2, vs. Indianapolis, 9/7/14
Playoffs:	Darrien Gordon, 2, vs. Atlanta, 1/31/99
Opponents:	Dre Kirkpatrick, 2, at Cincinnati, 12/22/14
Playoffs:	David Macklin, 2, at Indianapolis, 1/4/04

THREE INTERCEPTIONS:

Broncos:	Deltha O'Neal, 4, vs. Kansas City, 10/7/01
Playoffs:	Has never happened
Opponents:	Mark Kelso, 3, at Buffalo, 12/12/92
Playoffs:	Has never happened

THE LAST TIME IT HAPPENED... (CONT.)

FOUR INTERCEPTIONS:

Broncos: Deltha O'Neal, 4, vs. Kansas City, 10/7/01
 Playoffs: Has never happened
 Opponents: Has never happened
 Playoffs: Has never happened

TWO SACKS:

Broncos: **Von Miller, 2, at Kansas City, 11/30/14**
 Playoffs: Shaun Phillips, 2, vs. San Diego, 1/12/14
 Opponents: Robert Mathis, 2, at Indianapolis, 10/20/13
 Playoffs: Terrell Suggs, 2, vs. Baltimore, 1/12/13

THREE SACKS:

Broncos: **DeMarcus Ware, 3, vs. San Francisco, 10/19/14**
 Playoffs: Has never happened
 Opponents: Chris Kelsay, 3, at Buffalo, 12/24/11
 Playoffs: Michael McCrary, 3, at Baltimore, 12/31/00

FOUR SACKS:

Broncos: Elvis Dumervil, 4, vs. Cleveland, 9/20/09
 Playoffs: Has never happened
 Opponents: Michael Sinclair, 4, at Seattle, 9/8/96
 Playoffs: Has never happened

TWO OPPONENT FUMBLE RECOVERIES:

Broncos: Elvis Dumervil, 2, vs. Minnesota, 12/30/07 - OT
 Playoffs: Has never happened
 Opponents: Glenn Dorsey, 2, at Kansas City, 12/6/09
 Playoffs: *Randy Hughes, 2, vs. Dallas, 1/15/78*

SHUTOUT ON ROAD:

by Broncos: Denver 12, at Cleveland 0, 9/27/92
 Playoffs: Has never happened
 by Opponents: at L.A. Raiders 24, Denver 0, 11/22/92
 Playoffs: Has never happened

SHUTOUT AT HOME:

by Broncos: at Denver 27, N.Y. Jets 0, 11/20/05
 Playoffs: Has never happened
 by Opponents: Has never happened
 Playoffs: Has never happened

OVERTIME WIN AWAY FROM DENVER:

Broncos: Denver 16, at San Diego 13, 11/27/11
 Playoffs: Denver 23, at Cleveland 20, 1/11/87
 Opponents: **at Seattle 26, Denver 20, 9/21/14**
 Playoffs: Has never happened
 TIE: Denver 17, at Green Bay 17, 9/20/87

OVERTIME WIN IN DENVER:

Broncos: at Denver 13, Chicago 10, 12/11/09
 Playoffs: at Denver 29, Pittsburgh 23, 1/8/12
 Opponents: Green Bay 19, at Denver 13, 10/29/07
 Playoffs: Baltimore 38, at Denver 25, 1/12/13
 TIE: at Denver 35, Pittsburgh 35, 9/22/74

40 POINTS:

Broncos: **at Denver 47, Oakland 14, 12/28/14**
 Playoffs: at Denver 42, Jacksonville 17, 12/27/97
 Opponents: **at New England 43, Denver 21, 11/2/14**
 Playoffs: *vs. Seattle 43, Denver 8, 2/2/14*

50 POINTS:

Broncos: at Denver 51, Tennessee 28, 12/8/13
 Playoffs: Has never happened
 Opponents: Oakland 59, at Denver 14, 10/24/10
 Playoffs: *San Francisco 55, Denver 10, 1/28/90*

TWO-POINT CONVERSION:

Broncos: **Peyton Manning pass to Emmanuel Sanders, vs. Miami, 11/23/14**
 Playoffs: *Peyton Manning pass to Wes Welker, vs. Seattle, 2/2/14*
 Opponents: **Lamar Miller run, vs. Miami, 11/23/14**
 Playoffs: Has never happened

THREE FIELD GOALS:

Broncos: **Connor Barth, 4, vs. Oakland, 12/28/14**
 Playoffs: Matt Prater, 3, vs. Pittsburgh, 1/8/12
 Opponents: Adam Vinatieri, 3, at Indianapolis, 10/20/13
 Playoffs: Mike Hollis, vs. Jacksonville, 1/4/97

FOUR FIELD GOALS:

Broncos: **Connor Barth, 4, vs. Oakland, 12/28/14**
 Playoffs: Matt Prater, 4, vs. New England, 1/19/14
 Opponents: Dave Rayner, 4, at Buffalo, 12/24/11
 Playoffs: Has never happened

FIVE FIELD GOALS:

Broncos:	Connor Barth, 5, at San Diego, 12/14/14
Playoffs:	Has never happened
Opponents:	Greg Zuerlein, 5, at St. Louis, 11/16/14
Playoffs:	Has never happened

SIX FIELD GOALS:

Broncos:	Has never happened
Playoffs:	Has never happened
Opponents:	Jeff Wilkins, 6, at St. Louis, 9/10/06
Playoffs:	Has never happened

PUNT RETURN FOR A TOUCHDOWN:

Broncos:	Trindon Holliday, 81 yds., at N.Y. Giants, 9/15/13
Playoffs:	Trindon Holliday, 90 yds., vs. Baltimore, 1/12/13
Opponents:	Julian Edelman, 84 yds., at New England, 11/2/14
Playoffs:	Has never happened

KICKOFF RETURN FOR A TOUCHDOWN:

Broncos:	Trindon Holliday, 105 yds., vs. Philadelphia, 9/29/13
Playoffs:	Trindon Holliday, 104 yds., vs. Baltimore, 1/12/13
Opponents:	Knile Davis, 108 yds., at Kansas City, 12/1/13
Playoffs:	Percy Harvin, 87 yds., vs. Seattle, 2/2/14

INTERCEPTION RETURN FOR A TOUCHDOWN:

Broncos:	Aqib Talib, 33 yds., at Cincinnati, 12/22/14
Playoffs:	Has never happened
Opponents:	Dre Kirkpatrick, 30 yds., at Cincinnati, 12/22/14
Playoffs:	Malcolm Smith, 69 yds., vs. Seattle, 2/2/14

FUMBLE RETURN FOR A TOUCHDOWN:

Broncos:	Tony Carter, 20 yds., vs. Oakland, 12/28/14
Playoffs:	Neil Smith, 79 yds., vs. Miami, 1/9/99
Opponents:	Keith McGill, 18 yds., vs. Oakland, 12/28/14
Playoffs:	Has never happened

MISSED FIELD GOAL RETURN FOR A TOUCHDOWN:

Broncos:	Has never happened
Playoffs:	Has never happened
Opponents:	Chris McAlister, 107 yds., at Baltimore, 9/30/02
Playoffs:	Has never happened

BLOCKED PUNT:

Broncos:	Steven Johnson, vs. Philadelphia, 9/29/13
Playoffs:	Has never happened
Opponents:	Jamize Olawale, at Oakland, 12/29/13
Playoffs:	Blake Spence, vs. N.Y. Jets, 1/17/99

BLOCKED PUNT RETURN FOR A TOUCHDOWN:

Broncos:	Steven Johnson, vs. Philadelphia, 9/29/13
Playoffs:	Has never happened
Opponents:	Alex Bannister, 9 yds., at Seattle, 10/14/01
Playoffs:	Travis Davis, 29 yds., vs. Jacksonville, 12/27/97

BLOCKED FIELD GOAL:

Broncos:	Derek Wolfe, at San Diego, 12/14/14
Playoffs:	Has never happened
Opponents:	Julius Peppers, vs. Chicago, 12/11/11
Playoffs:	Has never happened

BLOCKED FIELD GOAL RETURN FOR A TOUCHDOWN:

Broncos:	Louis Wright, 60 yds., vs. San Diego, 11/17/85
Playoffs:	Has never happened
Opponents:	Cornelius Bennett, 80 yds., at Buffalo, 9/30/90
Playoffs:	Has never happened

MISSED POINT-AFTER-TOUCHDOWN ATTEMPT:

Broncos:	Matt Prater (Kick Failed), at San Francisco, 10/31/10
Playoffs:	Jason Elam (Blocked by Clyde Simmons), vs. Jacksonville, 1/4/97
Opponents:	Josh Brown (Kick Failed), vs. St. Louis, 11/28/10
Playoffs:	Has never happened

SAFETY:

Broncos:	Marshawn Lynch tackled in the end zone by Nate Irving and T.J. Ward, at Seattle, 9/21/14
Playoffs:	Tony Eason sacked in the end zone by Rulon Jones, vs. New England, 1/4/87
Opponents:	P. Manning fumble forced by Robert Mathis out of bounds in end zone, at Indianapolis, 10/20/13
Playoffs:	K. Moreno tackled in end zone by C. Avril, vs. Seattle, 2/2/14

2014 INDIVIDUAL LEADERS BY STATISTICAL CATEGORY

Category	Player	AFC Rank	AFC Leader	NFL Rank	NFL Leader
Scoring	J. Thomas - 72	T-19th	Gostkowski, N.E. - 156	T-40th	Gostkowski, N.E. - 156
Rushing Yards	Anderson - 849	7th	Bell, Pit. - 1,361	T-16th	Murray, Dal. - 1,845
Passing Yards	P. Manning - 4,727	3rd	Roethlisberger, Pit. - 4,952	4th	Two Players - 4,952
Passer Rating	P. Manning - 101.5	2nd	Roethlisberger, Pit. - 103.3	4th	Romo, Dal. - 113.2
Receiving Yards	D. Thomas - 1,619	2nd	Brown, Pit. - 1,698	2nd	Brown, Pit. - 1,698
Receptions	D. Thomas - 111	2nd	Brown, Pit. - 129	2nd	Brown, Pit. - 129
Gross Punting Avg.	B. Colquitt - 44.2	14th	Anger, Jac. - 47.5	T-23rd	Anger, Jac., Way, Was. - 47.5
Net Punting Avg.	B. Colquitt - 37.6	16th	Koch, Bal. - 43.3	28th	Koch, Bal. - 43.3
Interceptions	R. Moore, A. Talib - 4	T-4th	Gipson, Cle. - 6	T-8th	Quin, Det. - 7
Sacks	V. Miller - 14.0	5th	Houston, K.C. - 22.0	6th	Houston, K.C. - 22.0
Kickoff Ret. Avg.	O. Bolden - 33.0	3rd	Owusu, NYJ - 51.0	5th	Saunders, N.O. - 60.0
Punt Ret. Avg.	I. Burse - 7.3	10th	Edelman, N.E. - 12.0	20th	Sproles, Phi. - 13.0

2014 TEAM AFC AND NFL RANKINGS

OFFENSE

Category	Broncos Total	AFC Rank	AFC Leader	NFL Rank	NFL Leader
Points Per Game	30.1	1st	Denver - 30.1	2nd	Green Bay - 30.4
Total Yards Per Game	402.9	3rd	Pittsburgh - 411.1	4th	New Orleans - 411.4
Yards Per Play	6.04	2nd	Pittsburgh - 6.16	3rd	Green Bay - 6.17
Rushing Yards Per Game	111.6	7th	New York Jets - 142.5	15th	Seattle - 172.6
Net Passing Yds. Per Game	291.3	3rd	Indianapolis - 305.9	4th	Indianapolis - 305.9
Interceptions (fewest)	15	T-8th	Kansas City - 6	T-16th	Green Bay, Kansas City - 6
Sacks (fewest)	17	1st	Denver - 17	1st	Denver - 17
First Downs Per Game	22.5	5th	Pittsburgh - 23.7	6th	New Orleans - 24.7
Third-Down Efficiency	44.1%	4th	San Diego - 45.1%	8th	New Orleans - 48.3%
Fourth-Down Efficiency	46.2%	8th	Oakland - 60.0%	18th	Arizona - 75.0%
Red-Zone Efficiency	62.9%	2nd	Oakland - 72.4%	4th	Oakland - 72.4%
Kickoff Ret. Avg.	25.1	6th	Baltimore - 28.3	8th	Baltimore - 28.3
Punt Ret. Avg.	7.2	9th	Kansas City - 12.1	20th	Atlanta -13.3

DEFENSE

Category	Broncos Total	AFC Rank	AFC Leader	NFL Rank	NFL Leader
Points Per Game	22.1	9th	Kansas City - 17.6	T-16th	Seattle - 15.9
Total Yards Per Game	305.2	1st	Denver - 305.2	3rd	Seattle - 267.1
Yards Per Play	4.73	1st	Denver - 4.73	2nd	Seattle - 4.63
Rushing Yards Per Game	79.8	1st	Denver - 79.8	2nd	Detroit - 69.3
Net Passing Yds. Per Game	225.4	6th	Kansas City - 203.3	9th	Seattle - 185.6
Interceptions Thrown (most)	18	5th	Cleveland - 21	T-7th	San Francisco - 23
Sacks (most)	41	T-6th	Buffalo - 54	T-9th	Buffalo - 54
First Downs Per Game	19.4	T-7th	New York Jets - 18.8	T-14th	Seattle - 17.3
Third-Down Efficiency	36.5%	4th	Buffalo - 33.2%	5th	Buffalo - 33.2%
Fourth-Down Efficiency	58.8%	13th	New York Jets - 0.0%	27th	NYJ, Stl. - 0.0%
Red-Zone Efficiency	57.7%	13th	Kansas City - 38.9%	22nd	Kansas City - 38.9%
Kickoff Ret. Avg.	25.9	12th	Buffalo - 20.0	24th	Chicago - 17.5
Punt Ret. Avg.	11.2	15th	Indianapolis - 5.9	29th	New Orleans - 4.1

2014 TAKEAWAY CHART

Game	W/L	+/-	BRONCOS				OPPONENTS			
			INT	Fum.	Total	Pts.	INT	Fum.	Total	Pts.
vs. Ind. (9/7)	W	+2	2	0	2	7	0	0	0	0
vs. K.C. (9/14)	W	EVEN	0	0	0	0	0	0	0	0
at Sea. (9/21)	L	-1	1	0	1	7	1	1	2	6
vs. Ari. (10/5)	W	-2	0	0	0	0	2	0	2	7
at NYJ (10/12)	W	+2	1	1	2	7	0	0	0	0
vs. S.F. (10/19)	W	+1	1	0	1	7	0	0	0	0
vs. S.D. (10/23)	W	+2	2	0	2	7	0	0	0	0
at N.E. (11/2)	L	-1	1	0	1	7	2	0	2	14
at Oak. (11/9)	W	+1	2	1	3	21	2	0	2	10
at Stl. (11/16)	L	-2	0	0	0	0	2	0	2	6
vs. Mia. (11/23)	W	EVEN	1	0	1	7	0	1	1	7
at K.C. (11/30)	W	+2	1	2	3	6	0	1	1	3
vs. Buf. (12/7)	W	EVEN	2	1	3	3	2	1	3	0
at S.D. (12/14)	W	+2	2	0	2	3	0	0	0	0
at Cin. (12/22)	L	-2	1	1	2	14	4	0	4	14
vs. Oak. (12/28)	W	+1	1	1	2	7	0	1	1	7
TOTALS	12-4	+5	18	7	25	103	15	5	20	74
vs. Ind. (1/11)	L	+1	2	0	2	6	0	1	1	7

2014 SCORE BY PERIOD

Game	BRONCOS					OPPONENTS					Final	Record
	1	2	3	4	OT	1	2	3	4	OT		
vs. Ind. (9/7)	3	21	0	7	0	0	7	3	14	0	W, 31-24	1-0
vs. K.C. (9/14)	7	14	0	3	0	3	7	0	7	0	W, 24-17	2-0
at Sea. (9/21)	3	0	0	17	0	3	14	0	3	6	L, 26-20	2-1
vs. Ari. (10/5)	7	14	3	17	0	6	7	7	0	0	W, 41-20	3-1
at NYJ (10/12)	3	14	7	7	0	7	0	3	7	0	W, 31-17	4-1
vs. S.F. (10/19)	14	7	21	0	0	0	10	0	7	0	W, 42-17	5-1
vs. S.D. (10/23)	0	14	14	7	0	0	7	7	7	0	W, 35-21	6-1
at N.E. (11/2)	7	0	14	0	0	3	24	10	6	0	L, 43-21	6-2
at Oak. (11/9)	3	17	21	0	0	3	7	0	7	0	W, 41-17	7-2
at Stl. (11/16)	0	7	0	0	0	10	3	3	6	0	L, 22-7	7-3
vs. Mia. (11/23)	3	14	0	22	0	7	14	7	8	0	W, 39-36	8-3
at K.C. (11/30)	14	6	3	6	0	0	7	3	6	0	W, 29-16	9-3
vs. Buf. (12/7)	7	7	10	0	0	0	3	0	14	0	W, 24-17	10-3
at S.D. (12/14)	3	6	7	6	0	0	3	0	7	0	W, 22-10	11-3
at Cin. (12/22)	7	0	21	0	0	7	13	7	10	0	L, 37-28	11-4
vs. Oak. (12/28)	10	10	10	17	0	7	0	7	0	0	W, 47-14	12-4
TOTALS	91	151	131	109	0	56	126	57	109	6	482-354	12-4
vs. Ind. (1/11)	7	3	0	3	0	0	14	7	3	0	L, 24-13	0-1

2014 TIME SPENT IN THE LEAD

Game	Result	LED		TIED		BEHIND	
vs. Ind. (9/7)	W, 31-24	50:14	83.7%	9:46	16.3%	0:00	0.0%
vs. K.C. (9/14)	W, 24-17	53:06	88.5%	3:41	6.1%	3:13	5.4%
at Sea. (9/21)	L, 26-20 (OT)	0:00	0.0%	25:53	39.4%	39:53	60.6%
vs. Ari. (10/5)	W, 41-20	49:43	82.9%	5:51	9.8%	4:26	7.4%
at NYJ (10/12)	W, 31-17	44:27	74.1%	2:07	3.5%	13:26	22.4%
vs. S.F. (10/19)	W, 42-17	53:29	89.1%	6:31	10.9%	0:00	0.0%
vs. S.D. (10/23)	W, 35-21	41:00	68.3%	19:00	31.7%	0:00	0.0%
at N.E. (11/2)	L, 43-21	7:13	12.0%	7:51	13.1%	44:56	74.9%
at Oak. (11/9)	W, 41-17	35:47	59.6%	10:09	16.9%	14:04	23.4%
at Stl. (11/16)	L, 22-7	0:00	0.0%	5:46	9.6%	54:14	90.4%
vs. Mia. (11/23)	W, 39-33	5:01	8.4%	3:38	6.1%	51:21	85.6%
at K.C. (11/30)	W, 29-16	53:57	89.9%	6:03	10.1%	0:00	0.0%
vs. Buf. (12/7)	W, 24-17	47:43	79.5%	12:17	20.5%	0:00	0.0%
at S.D. (12/14)	W, 22-10	51:55	86.5%	8:05	13.5%	0:00	0.0%
at Cin. (12/22)	L, 37-28	9:03	15.1%	19:14	32.1%	31:43	52.9%
vs. Oak. (12/28)	W, 47-14	54:40	91.1%	5:20	8.9%	0:00	0.0%
TOTALS		557:18	57.7%	151:12	15.7%	257:16	26.6%
AVERAGE		34:50	57.7%	9:27	15.7%	16:05	26.6%
vs. Ind. (1/11)	L, 24-13	10:46	17.9%	11:51	19.8%	37:23	62.3%

2014 REGULAR SEASON MISCELLANEOUS STATISTICS

DRIVE ENGINEERING

	Drives Started	Drives Ended By-----										Points Pts./RPL	Yds./Drive	Quarterback Drive Efficiency*	Directing Offense**		
		TD	FG	FGA	PNT	DWN	TRN	SAF	CLK						Plays	Yards	Avg.
Quarterback																	
Manning	188	54	25	4	63	7	19	0	15	1	452	2.40	42.0%	48.0%	1010	6366	6.3
#Osweller	10	1	0	0	6	0	0	0	4	0	7	0.70	10.0%	16.7%	28	104	3.7
DENVER	198	55	25	4	69	7	19	0	19	(1)	459	2.32	40.4%	46.9%	1038	6470	6.2
OPPONENTS	195	38	23	5	88	6	23	1	11	(0)	333	1.71	31.3%	33.8%	1027	4887	4.8

#—Osweller replaced Manning on the 12th drive of the Oakland game (11/9; punt); thus his "ended by" adds to one more than drive started.

(*—the second number is the percentage the quarterback has put his team in position to score, allowing for missed field goals and subtracting those drives ended by the clock and replaced due to injury. Quarterbacks who leave the game during a drive only get a replacement credit if team goes on to earn at least one first down. Blocked punts for safeties counted as drives ended by punt; **—does not include plays when not at helm or not truly setting a play in motion, i.e., muffed punts/knee downs/spiked balls: Manning 23-for-18, Osweller 6-for-6; Opponents 5-for-4. (3 & outs includes all drives without first downs, minus FGs and clock/)

KICKOFF ANALYSIS

	Total	No. Ret.	TB	EZ+	In20/25	OB	OnS	SQB	FK	Opp. OSY	OSY Ret.	ASY Ret.	ASY
Kicker													
McManus	91	27	64	51	10/81	0	(0)	(0)	(0)	1835	655	021	024
Barth	8	8	0	0	0/1	0	(0)	(0)	(0)	263	263	033	033
DENVER	99	35	64	51	10/82	0	(0)	(0)	(0)	2098	918	021	026
OPPONENTS	75	31	44	32	6/57	0	(4)	(0)	(1)	1754	874	023	028

(KEY: EZ+—through or over end zone; OSY—Opponent Starting Yardline; ASY—Average Starting Yardline; Ret—averages using returned kicks only. Onsidess (OnS), short squibs (SQB) and free kicks are omitted in figuring the above; out-of-bounds are not. Yardlines determined from spot of penalties. Returns on onside kicks are omitted from the above.)

FIRST DOWNS

Team	Rushing			Passing			Overall			Times Gained			Miscellany		
	Plays	Yds.	Avg.	Plays	Yds.	Avg.	Plays	Yds.	Avg.	20+	10+	5+	0	TD	QBS
DENVER	252	941	3.7	235	1915	8.1	487	3056	6.3	29	95	208	102	19	8
Opponents	203	708	3.5	255	1423	5.6	458	2131	4.65	17	84	165	232	23	10

YARDS GAINED BY DOWN

Team	1st Down			2nd Down			3rd Down			4th Down			Season		
	Att	Yds.	Avg.	Att	Yds.	Avg.	Att	Yds.	Avg.	Att	Yds.	Avg.	Att	Yds.	Avg.
DENVER	487	2856	5.9	354	2000	5.6	213	1526	7.1	13	64	4.9	1067	6446	6.04
Opponents	458	2131	4.7	335	1521	4.5	222	1113	5.0	17	118	6.9	1032	4883	4.73

*—Drives In Opponent Territory (minus drives with 50+ scores or no plays): Denver 109/196 (55.6%, 25.2 ypd); Opponents 84/193 (43.5%, 23.4 ypd).

THIRD-DOWN EFFICIENCY

Team	3rd Down and-----															Second	Total	Pct.
	1	2	3	4	5	6	7	8	9	10	11-14	15-19	20+	Rush	Pass			
DENVER	21-30	18-22	6-17	7-12	9-19	10-17	7-13	3-12	1-12	9-23	2-18	0-11	1-7	22-45	72-168	35-101	94-213	44.1
Opponents	14-25	8-14	15-24	7-16	6-22	5-16	2-10	5-15	2-10	7-20	6-28	3-16	1-6	10-30	71-192	45-117	81-222	36.5

AVERAGE YARDS TO GO: Denver: 6.8 (213/1,439); Opponents: 7.3 (222/1,624). OVERTIME: Denver 0-0, Opponents 2-2.

DEFENSIVE BREAKDOWN: Denver: 15 QB sacks (100 yds.), 6 INT (1 TD), 1 safety, 1 FR; Opponents: 5 QB sacks (39 yds.), 3 INTs (1 TD), 2 FR.

SECOND-DOWN EFFICIENCY: Denver: 119-354 (33.6, 1-4 yds: 40-72); Opponents: 94-335 (28.1, 1-4 yds: 26-60).

TURNOVER ANALYSIS

DENVER	20 turnovers led to 74 Opponent points:	8 TD, 6 FG;	20.9% of Opponents' total points (354).
OPPONENTS	25 turnovers led to 103 Denver points:	13 TD, 2 FG;	21.4% of Denver's total points (482).

AVERAGE STARTING FIELD POSITION

	Denver	Opponent
Drives Started	198	195
Cumulative Starting Yardlines	5726	5515
Average Field Position	D29	O28
Drives Started In Plus Territory	25	22
Scores/TD, FG	16/12.4	20/11.9
FGA/Punts/Downs	0/4/0	0/1/1
Turnovers/Clock/Ran Out Clock	1/0/4	0/0/0
Drives Started Inside Own 20/At Own 20	95 (42/53)	110 (40/70)
Points Scored (TD/FG)	147 (18/7)	157 (19/8)
Drives Started Inside Opponent 20 (Pts.)	2 (14)	6 (34)

SCORING PCT. INSIDE-THE-20 (RED ZONE)

	Denver	Opponent
Times Penetrated Opponent 20	60	52
Total Scores	57	43
Touchdowns (Rush/Pass)	39 (13/26)	30 (8/22)
Field Goals-Attempts	18-19	13-16
Turnovers/Downs/Punts/Clock	1/1/0/0	3/3/0/0
Scores From Outside the 20/TD,FG	22/16.6	18/8.0
Total Red Zone Plays-Yards	168-613/3.6	134-380/2.8
Third Down Efficiency	18-37/48.6	8-25/32.0
Fourth Down Efficiency	1-2/50.0	1-4/25.0
Overall Scoring Percentage	95.0	82.7
TD Percentage	65.0	57.7

YARDS LOST DUE TO PENALTY

	Denver	Opponent
Times Penalized After Offensive Gain/Score	27	11
Yards Lost Due To Penalties	384	170
Touchdowns Called Back	3	2
First Downs Lost	13	8

EXPANDED PUNTING

Player	Punts	Yards	Avg.	Number Returned		Avg.	Long	Pct. Not Returned	Net Avg.	In20	In10	TB	FC	Own 25 & Inside			Adjusted 50 & Out		
				Returned	Yards	Return								No.	Yds.	Avg.	No.	Yds.	Avg.
Colquitt	69	3048	44.2	33	371	11.2	84	52.2	37.6	25	6	4	19	22	1024	46.5	56	2579	46.1





Denver 31, Indianapolis 24

Sunday, Sept. 7, 2014 • 6:30 p.m. MDT • Sports Authority Field at Mile High • Denver

WEATHER: Mostly Cloudy, 75°, Wind NW 6 mph • TIME: 3:13 • ATTENDANCE: 76,939

The defending AFC Champion Denver Broncos held off a late charge by quarterback Andrew Luck and the Indianapolis Colts to preserve a 31-24 victory at Sports Authority Field at Mile High on opening weekend.

Quarterback Peyton Manning connected with tight end Julius Thomas for a touchdown on three occasions in the second quarter, and safety Rahim Moore netted the first two-interception game of his career to lead the Broncos to their first win over the Colts since 2004.

The Broncos notched the first score of the game midway through the first quarter with a 21-yard field goal by Brandon McManus, capping a 16-play, 77-yard drive.

On the ensuing possession, with the Colts driving, newly acquired cornerback Aqib Talib tipped a pass from Luck and Moore hauled in the deflected ball for his first interception of the game.

The turnover prompted a scoring flurry by the Broncos, as Denver's next three possessions ended with Manning-to-Thomas touchdowns passes of 3, 35 and 5 yards, respectively.

Luck put the Colts on the board on their final drive of the first half. The third-year quarterback went 6-for-6 passing for 62 yards and capped the drive with a 9-yard touchdown run to pull within 24-7 at the half.

While the first half showcased the Broncos' high-octane offense, Denver's revamped defense was on display throughout the night, creating timely turnovers and earning critical stops.

After the Colts forced a quick Denver three-and-out to start the second half, Luck moved the Colts deep into Broncos territory, but on fourth-and-goal from the 1-yard line, the Denver defense, led by linebacker Brandon Marshall, stopped Luck's quarterback sneak short of the goal line to force a turnover on downs.

Indianapolis marched down the field on its next possession and moved into a first-and-goal situation at the Denver 4-yard line. After stops on back-to-back plays, Denver defensive end DeMarcus Ware sacked Luck on third down to force a field goal by kicker Adam Vinatieri that cut the Broncos' lead to 24-10.

Early in the fourth quarter, Denver running back Montee Ball scored on a 3-yard touchdown run.

Moore's second interception was sandwiched between fourth quarter touchdowns by the Colts. Rookie cornerback and first-round draft pick Bradley Roby deflected a fourth-down pass from Luck to wide receiver Reggie Wayne to thwart the Colts' final drive of the game.

The victory gave Manning (22-of-36 for 269 yards, 3 TDs, 0 INT, 111.9 rtg.) his first victory against the club he spent 14 seasons with from 1997-2011 and made him just the second quarterback to earn a victory against every NFL franchise.

OFFICIALS:

Referee — Tony Corrente (99); **Umpire** — Dan Ferrell (64); **Head Linesman** — George Hayward (54); **Line Judge** — Darryll Lewis (130); **Sides Judge** — Shawn Hochuli (83); **Field Judge** — Gary Cavaletto (60); **Back Judge** — Gregory Wilson (119); **Replay** — Howard Slavin.

DENVER BRONCOS

OFFENSE

WR 88	D. Thomas
TE 80	J. Thomas
LT 78	R. Clady
LG 74	O. Franklin
C 66	M. Ramirez
RG 65	L. Vasquez
RT 75	C. Clark
TE 85	V. Green
WR 10	E. Sanders
QB 18	P. Manning
RB 28	M. Ball

DEFENSE

LDE 95	D. Wolfe
DT 92	S. Williams
NT 98	T. Knighton
RDE 94	D. Ware
SLB 56	V. Miller
MLB 58	N. Irving
WLB 54	B. Marshall
LCB 21	A. Talib
RCB 25	C. Harris Jr.
SS 43	T. Ward
FS 26	R. Moore

BRONCOS SUBSTITUTIONS: P 4 B.Colquitt, K 8 B.McManus, WR 12 A.Caldwell, WR 14 C.Latimer, WR 19 I.Burse, RB 22 C.Anderson, CB 29 B.Roby, S 30 D.Bruton, CB 31 O.Bolden, CB 32 T.Carter, S 38 Q.Carter, RB 40 J.Thompson, LS 46 A.Brewer, LB 52 C.Nelson, LB 53 S.Johnson, LB 55 L.McCray, LB 57 L.Barrow, C 64 W.Montgomery, T 71 P.Cornick, DT 76 M.Austin, TE 84 J.Tamme, DE 93 Q. Smith, DE 97 M.Jackson. **DID NOT PLAY:** QB 17 B.Osweller. **INACTIVE:** RB 21 R.Hillman, CB 36 K.Webster, LB 59 D.Trevathan, G 63 B. Garland, OL 79 M. Schofield, DT 96 M. Unrein.

INDIANAPOLIS COLTS

OFFENSE

WR 87	R. Wayne
LT 74	A. Castonzo
LG 75	J. Mewhort
C 53	A. Shipley
RG 69	H. Thornton
RT 78	G. Cherilus
TE 80	C. Fleener
WR 13	T. Hillton
QB 12	A. Luck
FB 83	D. Allen
RB 34	T. Richardson

DEFENSE

DE 90	C. Redding
NT 96	J. Chapman
DT 97	A. Jones
SLB 93	E. Walden
MLB 52	D. Jackson
WLB 50	J. Freeman
RUSH 92	B. Werner
LCB 28	G. Toler
SS 29	M. Adams
FS 30	L. Landry
RCB 21	V. Davis

COLTS SUBSTITUTIONS: P 1 P.McAfee, K 4 A.Vinatieri, WR 10 D.Moncrief, WR 14 H.Nicks, WR 17 G.Whalen, CB 20 D.Butler, CB 23 L.Purifoy, CB 27 J.Gordy, S 32 C.Anderson, RB 36 E.Herron, RB 44 A.Bradshaw, LS 45 M.Overton, FB 48 M.Harvey, ILB 57 J.McNary, OLB 58 A.Studebaker, OLB 59 C.Johnson, G 60 L.Louis, C 72 J.Harrison, TE 84 J.Doyle, DE 91 J.Newsome, NT 94 Z.Kerr, DT 99 R.Jean Francois. **DID NOT PLAY:** QB 8 M.Hasselbeck, T 64 J.Meredith. **INACTIVE:** WR 16 D.Rogers, RB 37 Z.Tipton, S 38 S.Brown, ILB 51 H.Muamba, C/G 62 K.Holmes, G 76 J.Reitz, DT 95 M.Hughes.

		1	2	3	4	OT	TOTAL		FIELD GOALS (made () missed)
VISITOR	Indianapolis Colts	0	7	3	14	—	24		A. Vinatieri (25)
HOME	Denver Broncos	3	21	0	7	—	31		B. McManus (21)

Team	Qtr	Clock Time	PLAY DESCRIPTION (Extra Point) (Drive Info)	SCORE Visitor Home
BRONCOS	1	5:14	B. McManus 21 yd. Field Goal (16-77, 6:35)	0 3
BRONCOS	2	14:14	J. Thomas 3 yd. pass from P. Manning (B. McManus kick) (8-54, 4:00)	0 10
BRONCOS	2	6:41	J. Thomas 35 yd. pass from P. Manning (B. McManus kick) (9-83, 5:24)	0 17
BRONCOS	2	1:57	J. Thomas 5 yd. pass from P. Manning (B. McManus kick) (7-71, 3:13)	0 24
COLTS	2	0:19	A. Luck 9 yd. run (A. Vinatieri kick) (8-80, 1:38)	7 24
COLTS	3	1:31	A. Vinatieri 25 yd. Field Goal (11-60, 5:58)	10 24
BRONCOS	4	9:54	M. Ball 3 yd. run (B. McManus kick) (6-48, 3:31)	10 31
COLTS	4	7:46	D. Allen 41 yd. pass from A. Luck (A. Vinatieri kick) (7-80, 2:08)	17 31
COLTS	4	3:26	H. Nicks 9 yd. pass from A. Luck (A. Vinatieri kick) (5-45, 0:49)	24 31

FINAL INDIVIDUAL STATISTICS																									
Indianapolis Colts										Denver Broncos															
RUSHING		ATT	YDS	AVG	LG	TD					RUSHING		ATT	YDS	AVG	LG	TD								
T. Richardson		6	20	3.3	7	0					M. Ball		23	67	2.9	15	1								
B. Pierce		5	19	3.8	9	1					C. Anderson		4	27	6.8	13	0								
A. Bradshaw		3	15	5.0	9	0					R. Hillman		1	11	11.0	11	0								
											P. Manning		4	-3	-0.8	0	0								
TOTAL		14	54	3.9	9	1					TOTAL		32	102	3.2	15	1								
PASSING		ATT	CMP	YDS	TD	LG	IN	Rtg.					PASSING		ATT	CMP	YDS	TD	LG	IN	Rtg.				
A. Luck		53	35	370	3/16	2	41	2	83.1					P. Manning		36	22	269	1/10	3	40	0	111.9		
TOTAL		53	35	370	3/16	2	41	2	83.1					TOTAL		36	22	269	1/10	3	40	0	111.9		
PASS RECEIVING				NO	YDS	AVG	LG	TD					PASS RECEIVING				NO	YDS	AVG	LG	TD				
R. Wayne				9	98	10.9	22	0					J. Thomas				7	104	14.9	35	3				
A. Bradshaw				5	70	14.0	22	0					E. Sanders				6	77	12.8	40	0				
T. Hilton				5	41	8.2	9	0					D. Thomas				4	48	12.0	26	0				
H. Nicks				5	36	7.2	13	1					A. Caldwell				2	16	8.0	8	0				
D. Allen				4	64	16.0	41	1					M. Ball				2	16	8.0	13	0				
T. Richardson				3	31	10.3	16	0					V. Green				1	8	8.0	8	0				
C. Fleener				3	21	7.0	12	0																	
D. Moncrief				1	9	9.0	9	0																	
TOTAL				35	370	10.6	41	2					TOTAL				27	462	17.1	78	7				
INTERCEPTIONS				NO	YDS	AVG	LG	TD					INTERCEPTIONS				NO	YDS	AVG	LG	TD				
													C. Harris Jr.				2	17	8.5	15	0				
TOTAL				0	0	0.0	—	0					TOTAL				2	17	8.5	15	0				
PUNTING				NO	YDS	AVG	NET	TB	IN20	LG					PUNTING				NO	YDS	AVG	NET	TB	IN20	LG
P. McAfee				4	199	49.8	43.8	1	0	59					B. Colquitt				5	234	46.8	42.0	0	1	53
TOTAL				4	199	49.8	43.8	1	0	59					TOTAL				5	234	46.8	42.0	0	1	53
PUNT RETURNS				NO	YDS	AVG	FC	LG	TD					PUNT RETURNS				NO	YDS	AVG	FC	LG	TD		
G. Whalen				5	24	4.8	0	10	0					I. Burse				3	4	1.3	0	4	0		
														[TOUCHBACK]				1	0	0.0	0	0	0		
RETURNS				5	24	4.8	0	10	0					RETURNS				3	4	1.3	0	4	0		
KICKOFF RETURNS				NO	YDS	AVG	FC	LG	TD					KICKOFF RETURNS				NO	YDS	AVG	FC	LG	TD		
[TOUCHBACK]				6	0	0.0	0	0	0					[TOUCHBACK]				4	0	0.0	0	0	0		
RETURNS				0	0	0.0	0	0	0					RETURNS				0	0	0.0	0	0	0		
Indianapolis Colts										Denver Broncos															
FUMBLES	Fum	Lost	Rec.	Yds	TD	FF	Rec.	Yds	TD	Out Bnds	FUMBLES	Fum	Lost	Rec.	Yds	TD	FF	Rec.	Yds	TD	Out Bnds				
D. Allen	1	0	1	0	0	0	0	0	0	0	I. Burse	1	0	0	0	0	0	0	0	0	0				
J. Freeman	0	0	0	0	0	1	0	0	0	0	J. Thomas	1	0	0	0	0	0	0	0	0	0				
L. Purifoy	0	0	0	0	0	1	0	0	0	0	B. Roby	0	0	1	3	0	0	0	0	0	0				
											A. Caldwell	0	0	1	0	0	0	0	0	0	0				
											Q. Carter	0	0	0	0	0	1	0	0	0	0				
TOTAL	1	0	1	0	0	2	0	0	0	0	TOTAL	2	0	2	3	0	1	0	0	0	0				

FINAL TEAM STATISTICS									
	COLTS		BRONCOS			COLTS		BRONCOS	
TOTAL FIRST DOWNS		24		24	FGs - PATs Had Blocked		0-0		0-0
By Rushing		2		8	Net Punting Average		43.8		42.0
By Passing		20		13	TOTAL RETURN YARDAGE (Not Including Kickoffs)		24		21
By Penalty		2		3	No. and Yards Punt Returns		5-24		3-4
THIRD DOWN EFFICIENCY	4-13-31%		7-14-50%		No. and Yards Kickoff Returns		0-0		0-0
FOURTH DOWN EFFICIENCY	2-4-0%		0-0-0%		No. and Yards Interception Returns		0-0		2-17
TOTAL NET YARDS		408		361	PENALTIES Number and Yards		9-45		7-70
Total Offensive Plays (inc. times thrown passing)		70		69	FUMBLES Number and Lost		1-0		2-0
Average gain per offensive play		5.8		5.2	TOUCHDOWNS		3		4
NET YARDS RUSHING		54		102	Rushing		1		1
Total Rushing Plays		14		32	Passing		2		3
Average gain per rushing play		3.9		3.2	EXTRA POINTS Made-Attempts		3-3		4-4
Tackles for a loss-number and yards		2-2		1-1	Kicking Made-Attempts		3-3		4-4
NET YARDS PASSING		354		259	FIELD GOALS Made-Attempts		1-1		1-1
Times thrown - yards lost attempting to pass		3-16		1-10	RED ZONE EFFICIENCY		2-4-50%		3-4-75%
Gross yards passing		370		269	GOAL TO GO EFFICIENCY		2-4-50%		3-4-75%
PASS ATTEMPTS-COMPLETIONS-HAD INTERCEPTED	53-35-2		36-22-0		SAFETIES		0		0
Avg gain per pass play (inc.# thrown passing)		6.3		7.0	FINAL SCORE		24		31
KICKOFFS Number-In End Zone-Touchbacks		5-4-4		6-6-6	TIME OF POSSESSION		27:36		32:24
PUNTS Number and Average	4-49.8		5-46.8						
Had Blocked		0		0					

BRONCOS DEFENSIVE STATISTICS																		
(Press Box Totals)																		
PLAYER	UT	A	TT	S-YDS	I-YDS	PD	FF	FR	PLAYER	UT	A	TT	S-YDS	I-YDS	PD	FF	FR	
B. Marshall	7	2	9	0-0	0-0	1	0	0	D. Ware	1	1	2	1.5-4.5	0-0	0	1	0	
B. Roby	7	0	7	0-0	0-0	3	0	0	M. Jackson	1	1	2	0.5-3.5	0-0	0	0	0	
N. Irving	4	1	5	1-8	0-0	0	0	0	D. Wolfe	1	1	2	0-0	0-0	0	0	0	
D. Carter	4	1	5	0-0	0-0	0	1	0	T. Knighton	0	2	2	0-0	0-0	0	0	0	
A. Talib	4	0	4	0-0	0-0	3	0	0	V. Miller	1	0	1	0-0	0-0	0	0	0	
C. Harris	3	0	3	0-0	0-0	2	0	0	L. McCray	1	0	1	0-0	0-0	0	0	0	
R. Moore	3	0	3	0-0	2-17	2	0	0	S. Johnson	0	1	1	0-0	0-0	0	0	0	
T. Ward	2	1	3	0-0	0-0	1	0	0	TEAM TOTALS	43	12	55	3-16	2	13	1	0	
S. Williams	2	1	3	0-0	0-0	0	0	0										
T. Carter	2	0	2	0-0	0-0	1	0	0										



Denver 24, Kansas City 17

Sunday, Sept. 14, 2014 • 2:25 p.m. MDT • Sports Authority Field at Mile High • Denver

WEATHER: Partly Cloudy, 85°, Wind SE 7 mph • TIME: 3:08 • ATTENDANCE: 76,900

For the second week in a row, the Denver Broncos defense rose to the challenge in the waning moments to fend off a comeback, as Denver defeated Kansas City 24-17 at Sports Authority Field at Mile High Stadium, improving to 2-0 on the season.

A week after rookie cornerback Bradley Roby batted down a fourth-down pass from Andrew Luck to help the Broncos hold off the Colts, Denver defensive tackle Terrance Knighton deflected a pass from Chiefs quarterback Alex Smith on fourth-and-goal with 18 seconds left to nix Kansas City's comeback attempt.

Broncos quarterback Peyton Manning and the Broncos were in control through the first half, but the Chiefs played keep-away from the five-time MVP in the second half, possessing the ball for nearly 21 minutes through the final two quarters.

On the game's opening drive, the Broncos' offense marched 80 yards on seven plays, highlighted by a 48-yard pass from Manning to wide receiver Emmanuel Sanders on the first play from scrimmage. The drive continued with a pass-run-pass mix and ended with a 4-yard touchdown pass from Manning to tight end Julius Thomas. The touchdown catch was Thomas' fourth of the year, the most by a Bronco in team history through two games.

After a Chiefs field goal and a 2-yard touchdown run by running back Knile Davis put Kansas City up 10-7, Manning again took charge and drove Denver down the field. A 7-play, 75-yard drive culminated with a touchdown pass from Manning to tight end Jacob Tamme to put the Broncos back in the lead, 14-10.

The Broncos scored on their final drive of the half, as Manning connected on two critical passes to wide receiver Demaryius Thomas. The first of Manning's passes to Thomas was a 21-yard gain on third-and-6. The second connection between the two was a 12-yard touchdown pass, giving the Broncos a 21-10 halftime lead.

The Chiefs started the second half with a 19-play, 10-minute drive that ended with a missed field goal by kicker Cairo Santos, as the third quarter featured only one possession for each team and zero points.

Davis added a 4-yard touchdown run to cut Denver's lead to 21-17 midway through the fourth quarter.

Manning and Co. answered with a 7-play, 44-yard drive that ended with a 20-yard field goal by kicker Brandon McManus and put the Broncos up by a touchdown, 24-17.

Manning completed 21-of-26 passes (80.8%) for 242 yards with three touchdowns (143.9 rtg.) in Denver's win to mark the second consecutive week he posted three touchdowns and zero interceptions.

Sanders posted the first 100-yard receiving game of his career, totaling eight catches for 108 yards (13.5 avg.).

OFFICIALS:

Referee — Gene Steratore (114); **Umpire** — Bruce Stritesky (102); **Head Linesman** — Wayne Mackie (106); **Line Judge** — Gary Arthur (108); **Side Judge** — Mike Weatherford (116); **Field Judge** — Bob Waggoner (25); **Back Judge** — Dino Paganelli (105); **Replay** — Paul Weidner.

DENVER BRONCOS

OFFENSE

WR 88 D. Thomas
TE 80 J. Thomas
LT 78 R. Clady
LG 74 O. Franklin
C 66 M. Ramirez
RG 65 L. Vasquez
RT 75 C. Clark
TE 85 V. Green
WR 10 E. Sanders
QB 18 P. Manning
RB 28 M. Ball

DEFENSE

LDE 95 D. Wolfe
DT 92 S. Williams
NT 98 T. Knighton
RDE 94 D. Ware
SLB 56 V. Miller
MLB 58 N. Irving
WLB 54 B. Marshall
LCB 21 A. Talib
RCB 25 C. Harris Jr.
SS 43 T. Ward
FS 26 R. Moore

BRONCOS SUBSTITUTIONS: P 4 B. Colquitt, K 8 B. McManus, WR 12 A. Caldwell, WR 19 I. Burse, RB 22 C. Anderson, CB 29 B. Roby, S 31 O. Bolden, CB 36 K. Webster, S 38 Q. Carter, RB 40 J. Thompson, LS 46 A. Brewer, LB 52 C. Nelson, MLB 53 S. Johnson, LB 55 L. McCray, LB 57 L. Barrow, C 64 W. Montgomery, T 71 P. Cornick, DT 76 M. Austin, TE 84 J. Tamme, DE 93 Q. Smith, DT 96 M. Unrein, DE 97 M. Jackson, **DID NOT PLAY:** QB 17 B. Osweiler, RB 23 R. Hillman, **INACTIVE:** WR 14 C. Latimer, S 30 D. Bruton, CB 32 T. Carter, LB 59 D. Trevathan, G 63 B. Garland, OL 79 M. Schofield.

KANSAS CITY CHIEFS

OFFENSE

WR 17 D. Avery
LT 72 E. Fisher
LG 75 M. McGlynn
C 61 R. Hudson
RG 73 Z. Fulton
RT 68 R. Harris
TE 80 A. Fasano
WR 82 D. Bowe
QB 11 A. Smith
FB 25 J. Charles
RB 42 A. Sherman

DEFENSE

LDE 96 J. Howard
NT 92 D. Poe
RDE 97 A. Bailey
LOLB 50 J. Houston
LILB 90 J. Mauga
RILB 52 J. Johnson
ROLB 91 T. Hall
LCB 31 M. Cooper
RCB 21 S. Smith
SS 29 E. Berry
FS 39 H. Abdullah

CHIEFS SUBSTITUTIONS: P 2 D. Colquitt, K 5 C. Santos, WR 15 A. Jenkins, CB 20 C. Owens, CB 23 P. Gaines, S 24 K. McCray, S 27 K. Coleman, RB 32 C. Gray, RB 34 K. Davis, CB 38 R. Parker, LS 43 T. Gafford, LB 51 F. Zombo, LB 55 D. Ford, LB 59 J. Franklin, T 74 J. Linkenbach, TE 84 D. Harris, WR 85 F. Hammond, TE 87 T. Kelce, WR 88 J. Hemingway, DT 94 K. Vickerson, LB/DE 95 J. Martin, DE 99 V. Walker, **DID NOT PLAY:** QB 10 C. Daniel, C 64 E. Kush, **INACTIVE:** QB 7 A. Murray, WR 12 A. Wilson, RB/ST 13 D. Thomas, RB 22 J. McKnight, S 30 J. Fleming, OL 76 L. Duvernay-Tardif, DE 98 D. Square.

		1	2	3	4	OT	TOTAL		FIELD GOALS (made () missed)
VISITOR	Kansas City Chiefs	3	7	0	7	—	17		C. Santos (45) 37
HOME	Denver Broncos	7	14	0	3	—	24		B. McManus (20)

Team	Qtr	Clock Time	PLAY DESCRIPTION (Extra Point) (Drive Info)	SCORE Visitor Home
BRONCOS	1	11:19	J. Thomas 4 yd. pass from P. Manning (B. McManus kick) (7-80, 3:41)	0 7
CHIEFS	1	2:02	C. Santos 45 yd. Field Goal (6-33, 2:21)	3 7
CHIEFS	2	10:32	K. Davis 2 yd. run (C. Santos kick) (10-66, 4:32)	10 7
BRONCOS	2	7:19	J. Tamme 4 yd. pass from P. Manning (B. McManus kick) (7-75, 3:13)	10 14
BRONCOS	2	1:09	D. Thomas 12 yd. pass from P. Manning (B. McManus kick) (11-88, 4:26)	10 21
CHIEFS	4	7:11	K. Davis 4 yd. run (C. Santos kick) (14-90, 7:42)	17 21
BRONCOS	4	3:27	B. McManus 20 yd. Field Goal (7-44, 3:44)	17 24

Denver Broncos

RUSHING										RUSHING																									
	ATT	YDS	AVG	LG	TD		ATT	YDS	AVG	LG	TD		ATT	YDS	AVG	LG	TD																		
K. Davis	22	79	3.6	25	2		M. Ball	12	60	5.0	23	0		12	60	5.0	23	0																	
A. Smith	5	42	8.4	25	0		C. Anderson	5	31	6.2	13	0		5	31	6.2	13	0																	
C. Gray	2	8	4.0	6	0		P. Manning	1	-1	-1.0	-1	0		1	-1	-1.0	-1	0																	
J. Charles	2	4	2.0	2	0		E. Sanders	1	-2	-2.0	-1	0		1	-2	-2.0	-1	0																	
TOTAL	31	133	4.3	25	2		TOTAL	19	88	4.6	23	0		19	88	4.6	23	0																	
PASSING										PASSING																									
	ATT	CMP	YDS	TD	LG	IN	Rtg.		ATT	CMP	YDS	TD	LG	IN	Rtg.		ATT	CMP	YDS	TD	LG	IN	Rtg.												
A. Smith	42	26	255	2/8	0	24	0	79.0	P. Manning	26	21	242	1/5	3	48	0	143.9		26	21	242	1/5	3	48	0	143.9									
TOTAL	42	26	255	2/8	0	24	0	79.0	TOTAL	26	21	242	1/5	3	48	0	143.9		26	21	242	1/5	3	48	0	143.9									
PASS RECEIVING										PASS RECEIVING																									
	NO	YDS	AVG	LG	TD				NO	YDS	AVG	LG	TD				NO	YDS	AVG	LG	TD														
K. Davis	6	26	4.3	11	0				E. Sanders	8	108	13.5	48	0				8	108	13.5	48	0													
T. Kelce	4	81	20.3	24	0				D. Thomas	5	62	12.4	21	1				5	62	12.4	21	1													
D. Bowe	3	40	13.3	21	0				J. Thomas	4	39	9.8	16	1				4	39	9.8	16	1													
A. Fasano	3	39	13.0	22	0				M. Ball	3	29	9.7	16	0				3	29	9.7	16	0													
A. Jenkins	3	16	5.3	11	0				J. Tammie	1	4	4.0	4	1				1	4	4.0	4	1													
D. Avery	3	14	4.7	6	0																														
J. Hemingway	2	21	10.5	13	0																														
D. Harris	1	10	10.0	10	0																														
J. Charles	1	8	8.0	8	0																														
TOTAL	26	255	9.8	24	0				TOTAL	21	242	11.5	48	3				21	242	11.5	48	3													
INTERCEPTIONS										INTERCEPTIONS																									
	NO	YDS	AVG	LG	TD				NO	YDS	AVG	LG	TD				NO	YDS	AVG	LG	TD														
TOTAL	0	0	0.0	0	0				TOTAL	0	0	0.0	0	0				0	0	0.0	0	0													
PUNTING										PUNTING																									
	NO	YDS	AVG	NET	TB	IN20	LG		NO	YDS	AVG	NET	TB	IN20	LG		NO	YDS	AVG	NET	TB	IN20	LG		NO	YDS	AVG	NET	TB	IN20	LG				
D. Colquitt	2	80	40.0	40.0	0	2	40		B. Colquitt	3	132	44.0	43.3	0	1	53		3	132	44.0	43.3	0	1	53		3	132	44.0	43.3	0	1	53			
TOTAL	2	80	40.0	40.0	0	2	40		TOTAL	3	132	44.0	43.3	0				3	132	44.0	43.3	0				3	132	44.0	43.3	0					
PUNT RETURNS										PUNT RETURNS																									
	NO	YDS	AVG	FC	LG	TD			NO	YDS	AVG	FC	LG	TD			NO	YDS	AVG	FC	LG	TD			NO	YDS	AVG	FC	LG	TD					
F. Hammond	2	2	1.0	1	3	0			I. Burse	0	0	0.0	1	0	0			0	0	0.0	1	0	0			0	0	0.0	1	0	0				
									[DOWNED]	1	0	0	0	0	0			1	0	0	0	0	0			1	0	0	0	0	0				
RETURNS	2	2	1.0	1	3	0			RETURNS	0	0	0.0	1	0	0			0	0	0.0	1	0	0			0	0	0.0	1	0	0				
KICKOFF RETURNS										KICKOFF RETURNS																									
	NO	YDS	AVG	FC	LG	TD			NO	YDS	AVG	FC	LG	TD			NO	YDS	AVG	FC	LG	TD			NO	YDS	AVG	FC	LG	TD					
F. Hammond	1	37	37.0	0	37	0			A. Caldwell	1	54	54.0	0	54	0			1	54	54.0	0	54	0			1	54	54.0	0	54	0				
[TOUCHBACK]	4	0	0.0	0	0	0			[TOUCHBACK]	3	0	0.0	0	0	0			3	0	0.0	0	0	0			3	0	0.0	0	0	0				
RETURNS	1	37	37.0	0	37	0			RETURNS	1	54	54.0	0	54	0			1	54	54.0	0	54	0			1	54	54.0	0	54	0				
Kansas City Chiefs										Denver Broncos																									
Own					Opp.					Own					Opp.					Own					Opp.										
FUMBLES	Fum	Lost	Rec.	Yds	TD	FF	Rec.	Yds	TD	Bnds	FUMBLES	Fum	Lost	Rec.	Yds	TD	FF	Rec.	Yds	TD	Bnds	FUMBLES	Fum	Lost	Rec.	Yds	TD	Bnds	FUMBLES	Fum	Lost	Rec.	Yds	TD	Bnds
K. Davis	1	0	0	0	0	0	0	0	0	1	B. Marshall	0	0	0	0	0	1	0	0	0	0	0	0	0	0	0	0	0	0	0	0	0	0	0	
TOTAL	1	0	0	0	0	0	0	0	0	1	TOTAL	0	0	0	0	0	1	0	0	0	0	0	0	0	0	0	0	0	0	0	0	0	0	0	

CHIEFS BRONCOS

TOTAL FIRST DOWNS	28	19	FGs - PATs Had Blocked	0-0	0-0
By Rushing	6	4	Net Punting Average	40.0	43.3
By Passing	18	14	TOTAL RETURN YARDAGE (Not Including Kickoffs)	2	0
By Penalty	4	1	No. and Yards Pun. Returns	2-2	0-0
THIRD DOWN EFFICIENCY	11-16-69%	3-8-38%	No. and Yards Kickoff Returns	1-37	1-54
FOURTH DOWN EFFICIENCY	0-1-0%	1-1-100%	No. and Yards Interception Returns	0-0	0-0
TOTAL NET YARDS	380	325	PENALTIES Number and Yards	7-62	11-71
Total Offensive Plays (inc. times thrown passing)	75	46	FUMBLES Number and Lost	1-0	0-0
Average gain per offensive play	5.1	7.1	TOUCHDOWNS	2	3
NET YARDS RUSHING	133	88	Rushing	2	0
Total Rushing Plays	31	19	Passing	0	3
Average gain per rushing play	4.3	4.6	Punt Returns	0	0
Tackles for a loss-number and yards	2-6	3-7	EXTRA POINTS Made-Attempts	2-2	3-3
NET YARDS PASSING	247	237	Kicking Made-Attempts	2-2	3-3
Times thrown - yards lost attempting to pass	2-8	1-5	FIELD GOALS Made-Attempts	2-2	3-3
Gross yards passing	255	242	RED ZONE EFFICIENCY	2-4-50%	3-4-75%
PASS ATTEMPTS-COMPLETIONS-HAD INTERCEPTED	42-26-0	26-21-0	GOAL TO GO EFFICIENCY	2-4-50%	2-3-67%
Avg gain per pass play (inc.# thrown passing)	5.6	8.8	SAFETIES	0	0
KICKOFFS Number-In End Zone-Touchbacks	4-4-3	5-5-4	FINAL SCORE	17	24
PUNTS Number and Average	2-40-0	3-44-0	TIME OF POSSESSION	36:14	23:46
Had Blocked	0	0			

(Press Box Totals)

PLAYER	UT	A	TT	S-YDS	I-YDS	PD	FF	FR	PLAYER	UT	A	TT	S-YDS	I-YDS	PD	FF	FR
N. Irving	7	4	11	0-0	0-0	0	0	0	A. Taub	2	0	2	0-0	0-0	1	0	0
B. Marshall	6	2	8	1-5	0-0	1	1	0	K. Webster	2	0	2	0-0	0-0	0	0	0
V. Miller	5	2	7	1-3	0-0	0	0	0	D. Ware	1	1	2	0-0	0-0	0	0	0
C. Harris	6	0	6	0-0	0-0	1	0	0	O. Smith	1	0	1	0-0	0-0	0	0	0
B. Roby	6	0	6	0-0	0-0	0	0	0	S. Johnson	1	0	1	0-0	0-0	0	0	0
T. Ward	4	0	5	0-0	0-0	0	0	0	M. Jackson	1	0	1	0-0	0-0	0	0	0
A. Moore	5	0	4	0-0	0-0	0	0	0	D. Weller	1	0	1	0-0	0-0	0	0	0
T. Knighton	2	0	2	0-0	0-0	2	0	0	TEAM TOTALS	50	9	59	2-8	0-0	5	1	0



Seattle 26, Denver 20 (OT)

Sunday, Sept. 21, 2014 • 1:25 p.m. PDT • CenturyLink Field • Seattle

WEATHER: Sunny, 70°, Wind SSE 7 mph • TIME: 3:33 • ATTENDANCE: 68,447

Despite a 14-point fourth-quarter comeback by Denver, the Seattle Seahawks toppled the Broncos 26-20 in overtime in a rematch of Super Bowl XLVIII at CenturyLink Field in Seattle.

The first half was largely controlled by each team's defense. After the clubs traded field goals in the first quarter, Seahawks quarterback Russell Wilson threw touchdown passes to wide receiver Ricardo Lockette and running back Marshawn Lynch, giving the Seahawks a 17-3 halftime lead.

The third quarter featured three possessions for each team, but neither squad found the end zone.

The Seahawks began their first possession of the fourth quarter on their own 8-yard line, but a sack by Denver defensive end DeMarcus Ware backed Seattle up to the 1-yard line. On third down, Denver's Nate Irving and T.J. Ward combined to tackle Lynch in the end zone, resulting in a safety to cut the Seahawks lead to 17-5.

On the Broncos' following drive, quarterback Peyton Manning (31-for-49 passing, 303 yards, 2 TDs, 1 INT, 85.7 rtg) connected with tight end Julius Thomas on a shovel pass for a three-yard touchdown to make the score 17-12. The touchdown catch was Thomas' fifth of the season, the most in Broncos history through three games.

The Broncos marched into Seattle territory on their next possession, but Seahawks safety Kam Chancellor intercepted a pass from Manning and returned it 52 yards, setting up a 28-yard field goal from Hauschka with 59 seconds remaining to make the score 20-12.

Manning took Denver 80 yards down the field in just six plays and 41 seconds, capping the drive with a 26-yard touchdown pass to tight end Jacob Tamme with 18 seconds remaining.

The Manning-to-Tamme scoring pass was Manning's 100th touchdown pass as Bronco, making him the fastest player in NFL history to record 100 touchdowns with a team (35th career game).

Manning then found wide receiver Demaryius Thomas, who made a leaping catch in the back of the end zone, to convert the two-point attempt and tie the game 20-20 to force overtime.

That would be the last time Denver's offense would touch the ball, as the Broncos lost the coin flip and Seattle took possession to begin overtime.

The Seahawks drove down the field against a Denver defense that had made key stops throughout the game but found itself winded in the waning moments. Seattle used several short passes and quarterback Russell Wilson scrambled to convert a pair of third downs before Lynch took a first-and-goal handoff from the 6-yard line and plunged into the end zone to clinch the victory for Seattle.

OFFICIALS:

Referee — Bill Vinovich (52); **Umpire** — Paul King (121); **Head Linesman** — Phil McKinney (10); **Line Judge** — Rusty Baynes (59); **Side Judge** — Jimmy DeBell (58); **Field Judge** — John Jenkins (117); **Back Judge** — Jim Quirk (63); **Replay** — Dale Hamer.

DENVER BRONCOS

OFFENSE

WR 88 D. Thomas
LT 78 R. Clady
LG 74 O. Franklin
C 66 M. Ramirez
RG 65 L. Vasquez
RT 75 C. Clark
TE 80 J. Thomas
WR 10 E. Sanders
TE 85 V. Green
QB 18 P. Manning
RB 28 M. Ball

DEFENSE

LDE 95 D. Wolfe
DT 92 S. Williams
NT 98 T. Knighton
RDE 94 D. Ware
SLB 56 V. Miller
MLB 58 N. Irving
WLB 54 B. Marshall
LCB 21 A. Talib
RCB 25 C. Harris Jr.
SS 43 T. Ward
FS 26 R. Moore

BRONCOS SUBSTITUTIONS: P 4 B. Colquitt, K 8 B. McManus, WR 12 A. Caldwell, WR 19 I. Burse, RB 22 C. Anderson, RB 23 R. Hillman, CB 29 B. Roby, S 30 D. Bruton, S 31 O. Bolden, CB 36 K. Webster, S 38 Q. Carter, RB 40 J. Thompson, LS 46 A. Brewer, LB 52 C. Nelson, MLB 53 S. Johnson, LB 57 L. Barrow, C 64 W. Montgomery, T 71 P. Cornick, DT 76 M. Austin, WR 83 W. Welker, TE 84 J. Tamme, DE 93 Q. Smith, DE 97 M. Jackson. **DID NOT PLAY:** QB 17 B. Osweiler. **INACTIVE:** WR 14 C. Latimer, CB 32 T. Carter, LB 55 L. McCray, LB 59 D. Trevathan, G 63 B. Garland, OL 79 M. Schofield, DT 96 M. Unrein.

SEATTLE SEAHAWKS

OFFENSE

WR 89 D. Baldwin
LT 76 R. Okung
LG 77 J. Carpenter
C 60 M. Unger
RG 64 J. Sweezy
RT 68 J. Britt
TE 86 Z. Miller
WR 15 J. Kearse
QB 3 R. Wilson
FB 40 D. Coleman
RB 24 M. Lynch

DEFENSE

LDE 72 M. Bennett
LDT 99 T. McDaniel
RDT 92 B. Mebane
RDE 56 C. Avril
OLB 53 M. Smith
MLB 54 B. Wagner
OLB 50 K. Wright
LCB 25 R. Sherman
RCB 41 B. Maxwell
SS 31 K. Chancellor
FS 29 E. Thomas

SEAHAWKS SUBSTITUTIONS: K 4 S. Hauschka, P 9 J. Ryan, WR 10 P. Richardson, WR 11 P. Harvin, WR 19 B. Walters, RB 22 R. Turbin, SS 23 J. Johnson, CB 28 M. Burley, CB 32 J. Stewart, CB 35 D. Shead, LS 49 C. Gresham, LB 52 B. Coyle, LB 57 M. Morgan, LB 58 K. Pierre-Louis, G 63 S. Schilling, T 78 A. Bailey, TE 82 L. Willson, WR 83 R. Lockette, TE 84 C. Helfet, DE 91 C. Marsh, DE 93 O. Schofield, DT 94 K. Williams, DT 97 J. Hill. **DID NOT PLAY:** QB 7 T. Jackson. **INACTIVE:** CB 27 T. Simon, RB 33 C. Michael, LB 51 B. Irvin, T 70 A. McDonald, T 79 G. Gilliam, WR 81 K. Norwood, DE 98 G. Scruggs.

		1	2	3	4	OT	TOTAL	FIELD GOALS (made /) missed)	
VISITOR	Denver Broncos	3	0	0	17	0	20	B. McManus (24)	
HOME	Seattle Seahawks	3	14	0	3	6	26	S. Hauschka (20) 46WL (28)	
Team	Qtr	Clock Time	PLAY DESCRIPTION (Extra Point) (Drive Info)					SCORE	
								Visitor	Home
SEAHAWKS	1	10:33	S. Hauschka 20 yd. Field Goal (5-21, 2:50)					0	3
BRONCOS	1	3:27	B. McManus 24 yd. Field Goal (15-75, 7:06)					3	3
SEAHAWKS	2	3:05	R. Lockette 39 yd. pass from R. Wilson (S. Hauschka kick) (4-73, 2:22)					3	10
SEAHAWKS	2	0:12	M. Lynch 5 yd. pass from R. Wilson (S. Hauschka kick) (10-68, 2:26)					3	17
BRONCOS	4	13:07	M. Lynch tackled in end zone by N. Irving, T. Ward for a safety					5	17
BRONCOS	4	9:20	J. Thomas 3 yd. pass from P. Manning (B. McManus kick) (5-19, 1:42)					12	17
SEAHAWKS	4	0:59	S. Hauschka 28 yd. Field Goal (5-25, 1:13)					12	20
BRONCOS	4	0:18	J. Tamme 26 yd. pass from P. Manning (P. Manning - D. Thomas pass) (6-80, 0:41)					20	20
SEAHAWKS	5	9:14	M. Lynch 6 yd. run (13-80, 5:46)					20	26

FINAL INDIVIDUAL STATISTICS

Denver Broncos										Seattle Seahawks											
RUSHING	ATT	YDS	AVG	LG	TD					RUSHING	ATT	YDS	AVG	LG	TD						
M. Ball	14	38	2.7	10	0					M. Lynch	26	88	3.4	12	1						
R. Hillman	2	2	1.0	2	0					R. Wilson	9	40	4.4	9	0						
V. Green	1	0	0.0	0	0					R. Turbin	2	1	0.5	1	0						
P. Manning	1	-1	-1.0	-1	0																
C. Anderson	2	-3	-1.5	-1	0																
TOTAL	20	36	1.8	10	0					TOTAL	37	129	3.5	12							
PASSING	ATT	CMP	YDS	TKD/ YD	TD	LG	IN	Rtg.					PASSING	ATT	CMP	YDS	TKD/ YD	TD	LG	IN	Rtg.
P. Manning	31	49	303	1/7	2	42	1	85.7					R. Wilson	24	34	258	3/20	2	39	1	99.9
													J. Kearse	1	1	17	0/0	0	17	0	118.8
TOTAL	31	21	316	3/23	2	73	0	122.5					TOTAL	25	35	275	3/20	2	39	1	101.5
PASS RECEIVING	NO	YDS	AVG	LG	TD					PASS RECEIVING	NO	YDS	AVG	LG	TD						
E. Sanders	11	149	13.5	42	0					P. Harvin	7	42	6.0	11	0						
W. Welker	6	60	10.0	15	0					D. Baldwin	4	56	14.0	16	0						
D. Thomas	4	31	7.8	12	0					M. Lynch	3	40	13.3	21	1						
J. Thomas	3	17	5.7	9	1					B. Walters	2	22	11.0	11	0						
J. Tammie	2	22	11.0	26	1					J. Kearse	2	22	11.0	12	0						
M. Ball	2	6	3.0	4	0					Z. Miller	2	12	6.0	8	0						
V. Green	1	10	10.0	10	0					R. Lockette	1	39	39.0	39	1						
R. Hillman	1	7	7.0	7	0					R. Wilson	1	17	17.0	17	0						
C. Anderson	1	1	1.0	1	0					D. Coleman	1	14	14.0	14	0						
										P. Richardson	1	7	7.0	7	0						
										R. Turbin	1	4	4.0	4	0						
TOTAL		32	303	9.8	42	2					TOTAL	25	275	11.0	39	2					
INTERCEPTIONS	NO	YDS	AVG	LG	TD					INTERCEPTIONS	NO	YDS	AVG	LG	TD						
C. Harris	1	13	13.0	13	0					K. Chancellor	1	52	52.0	52	0						
TOTAL	1	13	13.0	13	0					TOTAL	1	52	52.0	52	0						
PUNTING	NO	YDS	AVG	NET	TB	IN20	LG			PUNTING	NO	YDS	AVG	NET	TB	IN20	LG				
B. Colquitt	8	378	47.3	42.8	0	3	58			J. Ryan	6	301	50.2	47.7	0	5	66				
TOTAL	8	378	47.3	42.8	0	3	58			TOTAL	6	301	50.2	47.7	0	5	66				
PUNT RETURNS	NO	YDS	AVG	FC	LG	TD				PUNT RETURNS	NO	YDS	AVG	FC	LG	TD					
I. Burse	2	15	7.5	3	15	0				B. Walters	5	36	7.2	3	11	0					
[DOWNED]	1	0	0	0	0	0															
RETURNS	2	15	7.5	3	15	0				RETURNS	5	36	7.2	3	11	0					
KICKOFF RETURNS	NO	YDS	AVG	FC	LG	TD				KICKOFF RETURNS	NO	YDS	AVG	FC	LG	TD					
E. Sanders	1	22	22.0	0	22	0				P. Harvin	1	13	13.0	0	13	0					
[TOUCHBACK]	5	0	0.0	0	0	0				[TOUCHBACK]	4	0	0.0	0	0	0					
RETURNS	1	22	22.0	0	22	0				RETURNS	1	13	13.0	0	13	0					
Denver Broncos	Fum	Lost	Own	Rec.	Yds	TD	FF	Rec.	Yds	TD	Out Bnds	Seattle Seahawks	Fum	Lost	Own	Rec.	Yds	TD	Out Bnds		
M. Ball	1	1	0	0	0	0	0	0	0	0	0	K. Chancellor	0	0	0	0	0	0	0		
												K. Wright	0	0	0	0	0	0	0		
TOTAL	1	1	0	0	0	0	0	0	0	0	0	TOTAL	0	0	0	0	1	0	0		

FINAL TEAM STATISTICS

BRONCOS			SEAHAWKS			BRONCOS			SEAHAWKS						
TOTAL FIRST DOWNS						20	26	FGs - PATs Had Blocked						0-0	0-0
By Rushing						1	8	Net Punting Average						42.8	47.7
By Passing						18	16	TOTAL RETURN YARDAGE (Not Including Kickoffs)						28	88
By Penalty						1	2	No. and Yards Punt Ret.						5-15	5-15
THIRD DOWN EFFICIENCY						6-16-38%	7-17-41%	No. and Yards Kickoff Returns						1-22	1-11
FOURTH DOWN EFFICIENCY						0-1-0%	0-0-0%	No. and Yards Interception Returns						1-13	1-52
TOTAL NET YARDS						332	384	PENALTIES Number and Yards						4-27	7-34
Total Offensive Plays (inc. times thrown passing)						70	75	FUMBLES Number and Lost						1-1	1-0
Average gain per offensive play						4.7	5.1	TOUCHDOWNS						2	3
NET YARDS RUSHING						36	129	Rushing						0	1
Total Rushing Plays						20	37	Passing						2	2
Average gain per rushing play						1.8	3.5	EXTRA POINTS Made-Attempts						2-2	2-2
Tackles for a loss-number and yards						5-10	3-4	Kicking Made-Attempts						1-1	2-2
NET YARDS PASSING						296	255	FIELD GOALS Made-Attempts						1-1	2-3
Times thrown - yards lost attempting to pass						1-7	3-20	RED ZONE EFFICIENCY						1-2-50%	2-4-50%
Gross yards passing						303	275	GOAL TO GO EFFICIENCY						1-2-50%	2-3-67%
PASS ATTEMPTS-COMPLETIONS-HAD INTERCEPTED						49-31-1	35-25-1	SAFETIES						1	0
Avg gain per pass play (inc.# thrown passing)						5.9	6.7	FINAL SCORE						20	26
KICKOFFS Number-In End Zone-Touchbacks						5-51	6-55	TIME OF POSSESSION						27:42	38:04
PUNTS Number and Average						8-47.3	6-50.2								
Had Blocked,						0	0								



Denver 41, Arizona 20

Sunday, Oct. 5, 2014 • 2:05 p.m. MDT • Sports Authority Field at Mile High • Denver

WEATHER: Sunny, 71°, Wind NW 10 mph • TIME: 3:16 • ATTENDANCE: 76,895

Denver quarterback Peyton Manning threw his 500th career touchdown pass en route to a record-setting 41-20 victory over the previously unbeaten Arizona Cardinals in front of a crowd of 76,895 at Sports Authority Field at Mile High.

The Broncos totaled 568 yards (92 rushing, 476 passing) to set a franchise single-game mark in that category.

The Cardinals received the opening kickoff and took their first drive into Denver's red zone before settling for a 33-yard field goal to take a 3-0 lead.

Manning then orchestrated a 12-play, 80-yard drive, and the Broncos took a 7-3 lead on Manning's 500th career touchdown pass—a 7-yard toss to tight end Julius Thomas.

Arizona added another field goal on its next possession, and Denver carried a 7-6 lead into the second quarter.

On the Broncos' second possession of the second frame, Manning threw a short slant to wide receiver Demaryius Thomas, and Thomas weaved in and out of traffic for a 31-yard touchdown to give Denver a 14-6 lead.

Later in the quarter, Manning attempted a screen pass to Montee Ball, but Cardinals defensive end Calais Campbell intercepted the pass and returned it 23 yards to the Denver 5-yard line. Arizona running back Andre Ellington would score on the next play to cut Denver's lead to 14-13.

With 1:48 remaining in the first half, Denver's offense took over on its own 14-yard line. On the first play of the series, Manning again connected with Demaryius Thomas, who outran the defense for an 86-yard touchdown score. The long catch-and-run score was the fourth-longest such play in franchise history.

On the final play of the first half, Manning completed a 5-yard pass to wide receiver Wes Welker. The reception was the 850th of Welker's career, as he passed Broncos Ring of Famer Rod Smith for most career receptions by an undrafted player in NFL history.

Denver kicker Brandon McManus made a 44-yard field goal to open the scoring in the second half, and Arizona would later cut Denver's lead to 24-20 when rookie third-string quarterback Logan Thomas threw an 81-yard touchdown pass to Ellington.

McManus added a 41-yard field goal early in the fourth quarter, marking the first of three consecutive Denver scoring drives.

Manning found Julius Thomas again for a 12-yard score, and rookie running back Juwan Thompson scored his first career touchdown on an 8-yard run for Denver's final score of the game.

For the game, Manning completed 31-of-47 passes (66.0%) for 479 yards with four touchdowns and two interceptions (110.2 rtg.).

Demaryius Thomas set a single-game franchise record with 226 receiving yards on eight catches and cornerback Chris Harris Jr. paced the secondary with a career-high four passes defended.

OFFICIALS:

Referee — Bill Leavy (127); **Umpire** — Ruben Fowler (71); **Head Linesman** — Wayne Mackie (106); **Line Judge** — Mark Perlman (9); **Side Judge** — Scott Novak (1); **Field Judge** — Jimmy Buchanan (86); **Back Judge** — Keith Ferguson (61); **Replay** — Larry Nemmers.

DENVER BRONCOS

OFFENSE

WR 88 D. Thomas
WR 12 A. Caldwell
LT 78 R. Clady
LG 74 O. Franklin
C 66 M. Ramirez
RG 65 L. Vasquez
RT 75 C. Clark
TE 80 J. Thomas
WR 10 E. Sanders
WR 83 W. Welker
QB 18 P. Manning

DEFENSE

LDE 95 D. Wolfe
DT 92 S. Williams
NT 98 T. Knighton
RDE 94 D. Ware
SLB 56 V. Miller
MLB 58 N. Irving
WLB 54 B. Marshall
LCB 21 A. Talib
RCB 25 C. Harris Jr.
SS 43 T. Ward
FS 26 R. Moore

BRONCOS SUBSTITUTIONS: P 4 B.Colquhitt, K 8 B.McManus, WR 19 I.Burse, RB 23 R.Hillman, CB 29 B.Roby, S 31 O.Bolden, CB 36 K.Webster, S 38 Q.Carter, RB 40 J.Thompson, LS 46 A.Brewer, LB 52 C.Nelson, MLB 53 S.Johnson, LB 57 L.Barrow, LB 59 D.Trevathan, C 64 W.Montgomery, T 71 P.Cornick, DT 76 M.Austin, TE 84 J.Tamme, TE 85 V.Green, DE 93 Q.Smith, DE 97 M.Jackson. **DID NOT PLAY:** QB 17 B.Osweller, CB 32 T.Carter. **INACTIVE:** WR 14 C.Latimer, RB 22 C.Anderson, S 30 D.Bruton, LB 55 L.McCray, G 63 B.Garland, OL 79 M.Schofield, DT 96 M.Unrein.

ARIZONA CARDINALS

OFFENSE

WR 13 Ja. Brown
LT 68 J. Veldheer
LG 62 T. Larsen
C 63 L. Sendllein
RG 74 P. Fanaika
RT 70 B. Massie
FB 39 R. Hughes
WR 15 M. Floyd
QB 5 D. Stanton
RB 38 A. Ellington
TE 89 J. Carlson

DEFENSE

DE 93 C. Campbell
NT 91 F. Cox
SAM 98 C. Barwin
ILB 59 D. Ryans
DE 95 M. Kendrick
LCB 58 T. Cole
DB 24 B. Fletcher
DB 26 C. Williams
RDB 29 N. Allen
SS 28 E. Wolff
FS 22 B. Boykin

CARDINALS SUBSTITUTIONS: QB 6 L.Thomas, K 7 C.Catanzaro, P 9 D.Zastudil, WR 11 L.Fitzgerald, WR 12 Jo.Brown, WR 19 T.Ginn, CB 28 J.Bethel, RB 30 S.Taylor, S 32 T.Mathieu, LB 51 K.Minter, LB 54 K.Demens, LB 57 A.Okafor, NT 66 A.Ta'amu, DT 72 E.Stinson, G 78 E.Wattford, T 79 B.Sowell, LS 82 M.Leach, TE 84 R.Houser, TE 87 T.Niklas, NT 92 D.Williams, LB 94 S.Acho, LB 97 L.Alexander, DT 98 F.Rucker. **DID NOT PLAY:** G 61 J.Cooper. **INACTIVE:** QB 3 C.Palmer, RB 23 M.Grice, LB 52 D.Bishop, OLB 53 T.Keiser, LB 56 G.Carson, DT 75 B.Gaston, TE 85 D.Fells.

		1	2	3	4	OT	TOTAL		FIELD GOALS (made () missed)
VISITOR	Arizona Cardinals	6	7	7	0	—	20		C. Catanzaro (33) (48)
HOME	Denver Broncos	7	14	3	17	—	41		B. McManus (44) 53WL (41)
Team	Qtr	Clock Time	PLAY DESCRIPTION (Extra Point) (Drive Info)					SCORE	
								Visitor	Home
CARDINALS	1	9:09	C. Catanzaro 33 yd. Field Goal (12-65, 5:51)					3	0
BRONCOS	1	4:43	J. Thomas 7 yd. pass from P. Manning (B. McManus kick) (12-80, 4:26)					3	7
CARDINALS	1	1:41	C. Catanzaro 48 yd. Field Goal (10-50, 3:02)					6	7
BRONCOS	2	7:30	D. Thomas 31 yd. pass from P. Manning (B. McManus kick) (7-80, 3:13)					6	14
CARDINALS	2	4:37	A. Ellington 5 yd. run (C. Catanzaro kick) (1-5, 0:05)					13	14
BRONCOS	2	1:37	D. Thomas 86 yd. pass from P. Manning (B. McManus kick) (1-86, 0:11)					13	21
BRONCOS	3	9:33	B. McManus 44 yd. Field Goal (7-45, 2:32)					13	24
CARDINALS	3	3:03	A. Ellington 81 yd. pass from L. Thomas (C. Catanzaro kick) (1-81, 0:13)					20	24
BRONCOS	4	13:48	B. McManus 41 yd. Field Goal (8-57, 4:15)					20	27
BRONCOS	4	7:47	J. Thomas 12 yd. pass from P. Manning (B. McManus kick) (8-80, 4:33)					20	34
BRONCOS	4	4:33	J. Thompson 8 yd. run (B. McManus kick) (5-46, 2:07)					20	41

FINAL INDIVIDUAL STATISTICS																		
Arizona Cardinals									Denver Broncos									
RUSHING	ATT	YDS	AVG	LG	TD				RUSHING	ATT	YDS	AVG	LG	TD				
A. Ellington	16	32	2.0	6	1				R. Hillman	15	64	4.3	16	0				
S. Taylor	1	6	6.0	6	0				J. Thompson	3	15	5.0	8	1				
R. Hughes	1	0	0.0	0	0				E. Sanders	2	8	4.0	5	0				
T. Ginn	1	-1	-1.0	-1	0				M. Ball	6	7	1.2	5	0				
									P. Manning	2	-2	-1.0	-1	0				
TOTAL	19	37	1.9	6	1				TOTAL	28	92	3.3	16	1				
PASSING	ATT	CMP	YDS	TD	LG	IN	Rtg.		PASSING	ATT	CMP	YDS	TD	LG	IN	Rtg.		
D. Stanton	26	11	118	1/10	0	33	0	56.2	P. Manning	47	31	479	1/3	4	86	2	110.2	
N. Foles	8	1	81	2/11	1	81	0	108.9										
TOTAL	34	12	199	3/21	1	81	0	65.7	TOTAL	47	31	479	1/3	4	86	2	110.2	
PASS RECEIVING			NO	YDS	AVG	LG	TD		PASS RECEIVING			NO	YDS	AVG	LG	TD		
A. Ellington			4	112	28.0	81	1		D. Thomas			8	226	28.3	86	2		
L. Fitzgerald			3	57	19.0	33	0		W. Welker			7	101	14.4	30	0		
J. Carlson			2	19	9.5	14	0		E. Decker			7	58	8.3	20	0		
Jo. Brown			2	4	2.0	2	0		J. Thomas			6	66	11.0	25	2		
M. Floyd			1	7	7.0	7	0		R. Hillman			2	11	5.5	9	0		
									K. Moreno			1	17	17.0	17	0		
TOTAL			12	199	16.6	81	1		TOTAL			31	479	15.5	86	4		
INTERCEPTIONS			NO	YDS	AVG	LG	TD		INTERCEPTIONS			NO	YDS	AVG	LG	TD		
C. Campbell			1	23	23.0	23	0											
J. Powers			1	1	1.0	1	0											
TOTAL			2	24	12.0	23	0		TOTAL			0	0	0.0	—	0		
PUNTING		NO	YDS	AVG	NET	TB	IN20	LG	PUNTING		NO	YDS	AVG	NET	TB	IN20	LG	
D. Zastudil		11	487	44.3	39.0	1	1	53	B. Colquitt		4	199	49.8	48.0	0	2	60	
TOTAL		11	487	44.3	39.0	1	1	53	TOTAL		4	199	49.8	48.0	0	2	60	
PUNT RETURNS			NO	YDS	AVG	FC	LG	TD	PUNT RETURNS			NO	YDS	AVG	FC	LG	TD	
T. Ginn			2	7	3.5	1	7	0	I. Burse			6	38	6.3	2	15	0	
[OUT OF BOUNDS]			1	0	0.0	0	0	0	[OUT OF BOUNDS]			2	0	0.0	0	0	0	
									[TOUCHBACK]			1	0	0.0	0	0	0	
RETURNS			2	7	3.5	1	7	0	RETURNS			6	38	6.3	2	15	0	
KICKOFF RETURNS			NO	YDS	AVG	FC	LG	TD	KICKOFF RETURNS			NO	YDS	AVG	FC	LG	TD	
[TOUCHBACK]			8	0	0.0	0	0	0	[TOUCHBACK]			5	0	0.0	0	0	0	
RETURNS			8	0	0.0	0	0	0	RETURNS			5	0	0.0	0	0	0	
Arizona Cardinals	Own			Opp.			Out		Denver Broncos	Own			Opp.			Out		
FUMBLES	Fum	Lost	Rec.	Yds	TD	FF	Rec.	Yds	TD	Bnds	FUMBLES	Fum	Lost	Rec.	Yds	TD	FF	Bnds
T. Ginn	1	0	0	0	0	0	0	0	0	0								
E. Watford	0	0	1	0	0	0	0	0	0	0								
TOTAL	1	0	1	0	0	0	0	0	0	0	TOTAL	0	0	0	0	0	0	0

FINAL TEAM STATISTICS									
	CARDINALS		BRONCOS			CARDINALS		BRONCOS	
TOTAL FIRST DOWNS	9	24			Fgs - PATs Had Blocked	0-0	0-0		
By Rushing	1	5			Net Punting Average	39.0	48.0		
By Passing	7	18			TOTAL RETURN YARDAGE (Not Including Kickoffs)	31	38		
By Penalty	1	1			No. and Yards Punt Returns	2-7	6-38		
THIRD DOWN EFFICIENCY	3-16-19%	7-16-44%			No. and Yards Kickoff Returns	0-0	0-0		
FOURTH DOWN EFFICIENCY	0-0-0%	0-0-0%			No. and Yards Interception Returns	2-24	0-0		
TOTAL NET YARDS	215	568			PENALTIES Number and Yards	3-15	7-67		
Total Offensive Plays (inc. times thrown passing)	56	76			FUMBLES Number and Lost	1-0	0-0		
Average gain per offensive play	3.8	7.5			TOUCHDOWNS	2	2		
NET YARDS RUSHING	37	92			Rushing	1	1		
Total Rushing Plays	19	28			Passing	1	4		
Average gain per rushing play	1.9	3.3			Kickoff Returns	0	0		
Tackles for a loss-number and yards	4-8	4-5			Other (Blocked Kicks, etc.)	0	0		
NET YARDS PASSING	199	476			EXTRA POINTS Made-Attempts	2-2	5-5		
Times thrown - yards lost attempting to pass	3-21	1-3			Kicking Made-Attempts	2-2	5-5		
Gross yards passing	199	479			FIELD GOALS Made-Attempts	2-2	2-3		
PASS ATTEMPTS-COMPLETIONS-HAD INTERCEPTED	34-12-0	47-31-2			RED ZONE EFFICIENCY	1-2-50%	3-3-100%		
Avg gain per pass play (inc.# thrown passing)	4.8	9.9			GOAL TO GO EFFICIENCY	1-2-100%	1-1-100%		
KICKOFFS Number-In End Zone-Touchbacks	5-5-5	8-8-8			SAFETIES	0	0		
PUNTS Number and Average	11-44.3	4-49.8			FINAL SCORE	20	41		
Had Blocked	0	0			TIME OF POSSESSION	24:43	35:17		



Denver 31, N.Y. Jets 17

Sunday, Oct. 12, 2014 • 1:02 p.m. EDT • MetLife Stadium • East Rutherford, N.J.

WEATHER: Sunny, 61°, Wind NE 5 mph • TIME: 3:16 • ATTENDANCE: 78,160

The Denver Broncos, boosted by a strong defensive effort and a balanced offensive attack, earned a gritty 31-17 road win against the New York Jets in front of 78,160 at MetLife Stadium in East Rutherford, New Jersey.

Denver quarterback Peyton Manning threw for three touchdowns and running back Ronnie Hillman (24-100) became just the fourth player in team history to rush for 100 yards in his first NFL start.

The Broncos opened the game with a 5-play, 62-yard drive that ended with kicker Brandon McManus booting a 37-yard field goal to give Denver a 3-0 lead. The drive was highlighted by a 54-yard pass from Manning to wide receiver Demaryius Thomas on the first play of the game.

The Jets moved into Denver territory for the first time midway through the first quarter, and after a roughing the passer penalty gave New York a 1st-and-10 in the red zone, Geno Smith connected on his next three passes. His third completion was a 2-yard touchdown pass to rookie tight end Jace Amaro to give the Jets a 7-3 lead.

Denver would reclaim the lead in the second quarter when Manning scrambled around on third-and-goal from the 1 and flicked the ball to an open Demaryius Thomas in the end zone.

With 27 seconds remaining in the first half, Manning capped a 9-play, 80-yard drive with a 22-yard touchdown pass to tight end Julius Thomas to give the Broncos a 17-7 lead at the intermission. It marked Denver's fifth touchdown drive after the first half two-minute warning this season.

The Broncos would score on their first drive of the second half when Manning connected with Julius Thomas on a slant route for a 4-yard touchdown pass to give Denver a 24-7 lead. The receiving touchdown was the ninth for Julius Thomas, the most by a tight end in NFL history through his team's first five games of a season.

After Jets kicker Nick Folk added a field goal on the final drive of the third quarter, New York cut Denver's lead to 24-17 with a 2-yard touchdown pass from Smith to former Broncos wide receiver Eric Decker.

Smith and the Jets had a final opportunity with 56 seconds remaining, but a sack by linebacker Von Miller put New York at its own 1-yard line with 23 seconds left.

On the next play, Smith was intercepted by cornerback Aqib Talib, who returned it 22 yards for a score to seal the game for Denver.

Manning finished 22-of-33 passing (66.7%) for 237 yards and three touchdowns (117.9 avg.) while Demaryius Thomas (10-124) produced his second consecutive 100-yard receiving output.

Rookie linebacker Corey Nelson paced Denver with seven tackles while Miller led the Broncos with a pair of sacks.

OFFICIALS:

Referee — Brad Allen (22); **Umpire** — Fred Bryan (11); **Head Linesman** — Jim Mello (48); **Line Judge** — Thomas Symonette (100); **Side Judge** — Tom Hill (97); **Field Judge** — Doug Rosenbaum (67); **Back Judge** — Gregory Steed (12); **Replay** — Jim Lapetina.

DENVER BRONCOS

OFFENSE

WR 88 D. Thomas
LT 78 R. Clady
LG 74 O. Franklin
C 66 M. Ramirez
RG 65 L. Vasquez
RT 75 C. Clark
TE 80 J. Thomas
WR 10 E. Sanders
WR 83 W. Welker
QB 18 P. Manning
RB 23 R. Hillman

DEFENSE

LDE 95 D. Wolfe
DT 92 S. Williams
NT 98 T. Knighton
RDE 94 D. Ware
SLB 56 V. Miller
MLB 58 N. Irving
WLB 59 D. Trevathan
LCB 21 A. Talib
RCB 25 C. Harris Jr.
SS 43 T. Ward
FS 26 R. Moore

BRONCOS SUBSTITUTIONS: P 4 B.Colquitt, K 8 B.McManus, WR 12 A.Caldwell, WR 19 I.Burse, RB 22 C.Anderson, CB 29 B.Roby, S 30 D.Bruton, CB 31 O.Bolden, CB 36 K.Webster, S 38 Q.Carter, RB 40 J.Thompson, LS 46 A.Brewer, LB 52 C.Nelson, LB 53 S.Johnson, LB 57 L.Barrow, C 64 W.Montgomery, T 71 P.Cornick, DT 76 M.Austin Jr., TE 84 J.Tamme, TE 85 V.Green, DE 93 Q.Smith, DE 97 M.Jackson. **DID NOT PLAY:** QB 17 B.Oswieiler. **INACTIVE:** WR 14 C.Latimer, RB 28 M.Ball, CB 32 T.Carter, LB 55 L.McCray, G 63 B.Garland, T 79 M.Schofield, DT 96 M.Unrein.

NEW YORK JETS

OFFENSE

WR 11 J. Kerley
LT 60 D. Fergusson
LG 67 B. Winters
C 74 N. Mangold
RG 66 W. Colon
RT 68 B. Giacomini
TE 85 J. Cumberland
WR 87 E. Decker
QB 7 G. Smith
WR 17 G. Salas
RB 33 C. Ivory

DEFENSE

END 96 M. Wilkerson
NT 94 D. Harrison
T 91 S. Richardson
OLB 98 Q. Coples
WILL 56 D. Davis
MIKE 52 D. Harris
OLB 97 C. Pace
CB 24 P. Adams
CB 27 D. Milliner
S 25 C. Pryor
S 26 D. Landry

JETS SUBSTITUTIONS: K 2 N.Folk, P 4 R.Quigley, WR 10 T.Graham, WR 15 S.Hakim, WR 18 W.Powell, CB 20 K.Wilson, RB 21 C.Johnson, RB 29 B.Powell, CB 30 D.Walls, S 37 J.Jarrett, FB 38 J.Conner, S 39 A.Allen, TE 44 Z.Sudfield, LS 46 T.Purdum, LB 54 N.Bellore, LB 55 A.Edds, LB 57 T.Reilly, LB 58 J.Babin, C 63 D.Freeman, OL 75 O.Aboushi, DL 78 L.Douzable, TE 88 J.Amaro, DT 93 K.Ellis. **DID NOT PLAY:** QB 1 M.Vick. **INACTIVE:** WR 14 C.Owusu, S 32 J.Bush, LB 51 I.Enemkpal, OL 70 D.Dozier, T 71 B.Ijalana, WR 86 D.Nelson, NT 99 T.Barnes.

		1	2	3	4	OT	TOTAL	FIELD GOALS (made () missed)	
VISITOR	Denver Broncos	3	14	7	7	—	31	B. McManus (37)	
HOME	New York Jets	7	0	3	7	—	17	N. Folk (30)	
Team	Qtr	Clock Time	PLAY DESCRIPTION (Extra Point) (Drive Info)					SCORE Visitor Home	
BRONCOS	1	12:53	B. McManus 37 yd. Field Goal (5-62, 2:07)					3	0
JETS	1	4:16	J. Amaro 2 yd. pass from G. Smith (N. Folk kick) (7-47, 3:21)					3	7
BRONCOS	2	5:50	D. Thomas 1 yd. pass from P. Manning (B. McManus kick) (10-43, 4:35)					10	7
BRONCOS	2	0:27	J. Thomas 22 yd. pass from P. Manning (B. McManus kick) (9-80, 2:32)					17	7
BRONCOS	3	8:08	J. Thomas 4 yd. pass from P. Manning (B. McManus kick) (10-87, 4:54)					24	7
JETS	3	0:36	N. Folk 30 yd. Field Goal (12-41, 3:35)					24	10
JETS	4	7:56	E. Decker 2 yd. pass from G. Smith (N. Folk kick) (9-63, 4:06)					24	17
BRONCOS	4	0:15	A. Talib 22 yd. interception return (B. McManus kick)					31	17

New York Jets

FINAL TEAM STATISTICS

BRONCOS DEFENSIVE STATISTICS

(Press Box Totals)

277



Denver 42, San Francisco 17

Sunday, Oct. 19, 2014 • 6:30 p.m. MDT • Sports Authority Field at Mile High • Denver

WEATHER: Mostly Clear, 67°, Wind NE 4 mph • TIME: 3:08 • ATTENDANCE: 77,047

Denver quarterback Peyton Manning became the NFL's all-time career touchdown leader in an historic 42-17 victory over the San Francisco 49ers in front of crowd of 77,047 at Sports Authority Field at Mile High Stadium in Denver.

Manning entered the game needing just three scores to pass Brett Favre on the NFL's all-time passing touchdowns list. After a pair of first quarter scoring tosses, Manning found wide receiver Demaryius Thomas near the front right pylon for an 8-yard score—the 509th of his career—to break the record.

The historic moment highlighted an impressive all-around performance by the Broncos, who jumped out to an early lead and cruised to their largest victory of the season.

Manning connected with wide receiver Emmanuel Sanders on a 3-yard scoring toss to cap Denver's first drive of the game. On the Broncos' following possession, Manning, who was a perfect 8-for-8 passing for 116 yards in the opening quarter, hit wide receiver Wes Welker for a 39-yard touchdown pass to carry a 14-0 lead into the second frame.

San Francisco kicker Phil Dawson knocked in a 22-yard field goal in the second quarter to cut Denver's lead to 14-3, but the Broncos answered on their next drive with Manning's record-setting pass to Thomas to extend the lead to 21-3.

The 49ers added a touchdown just before intermission as quarterback Colin Kaepernick went 5-for-5 for 87 yards on the drive, which ended with a 4-yard scoring toss to wide receiver Stevie Johnson. The Broncos led 21-10 at the half.

The 49ers' first drive of the third quarter ended when Kaepernick overthrew Johnson, allowing Denver cornerback Aqib Talib to notch his 25th career interception.

Denver took over, and Manning launched a 40-yard scoring strike to Thomas on the first play of the possession, giving Denver a 28-10 lead.

Broncos defensive end Malik Jackson sacked Kaepernick for a 9-yard loss to halt the following San Francisco drive, and Denver's quick scores continued. Manning threw a 49-yard pass to Thomas on first down, and after an incompleting, running back Ronnie Hillman scampered 37 yards for another Denver touchdown.

Hillman would add another score on Denver's next possession, as the Broncos took a 42-10 lead into the fourth quarter. San Francisco added a late score from second-string quarterback Blaine Gabbert to wide receiver Bruce Ellington.

Manning finished 22-of-26 for 318 yards with four touchdowns (157.2 rtg.). Thomas posted his third consecutive 100-yard receiving game, catching 8 passes for 171 yards and two scores.

Defensive end DeMarcus Ware finished with three sacks, and linebacker Brandon Marshall paced Denver with eight tackles.

OFFICIALS:

Referee — John Parry (132); **Umpire** — Mark Pellis (131); **Head Linesman** — Derick Bowers (74); **Line Judge** — Julian Mapp (10); **Side Judge** — Joe Larrew (73); **Field Judge** — Jon Lucivansky (89); **Back Judge** — Perry Paganelli (46); **Replay** — Bob McGrath.

DENVER BRONCOS

OFFENSE

WR 88 D. Thomas
LT 78 R. Clady
LG 74 O. Franklin
C 66 M. Ramirez
RG 65 L. Vasquez
RT 71 P. Cornick
TE 80 J. Thomas
WR 10 E. Sanders
WR 83 W. Welker
QB 18 P. Manning
RB 23 R. Hillman

DEFENSE

LDE 95 D. Wolfe
DT 92 S. Williams
NT 98 T. Knighton
RDE 94 D. Ware
SLB 56 V. Miller
MLB 58 N. Irving
WLB 56 B. Marshall
LCB 21 A. Talib
RCB 25 C. Harris Jr.
SS 43 T. Ward
FS 26 R. Moore

BRONCOS SUBSTITUTIONS: P 4 B.Colquitt, K 8 B.McManus, WR 12 A.Caldwell, QB 17 B.Osweller, WR 19 I.Burse, RB 22 C.Anderson, CB 29 B.Roby, S 30 D.Bruton, CB 31 O.Bolden, CB 36 K.Webster, S 38 Q.Carter, RB 40 J.Thompson, LS 46 A.Brewer, LB 52 C.Nelson, LB 53 S.Johnson, LB 55 L.McCray, LB 57 L.Barrow, C 64 W.Montgomery, T 75 C.Clark, DT 76 M.Austin, TE 84 J.Tamme, TE 85 V.Green, DE 93 Q.Smith, DE 97 M.Jackson. **DID NOT PLAY:** None. **INACTIVE:** WR 14 C.Latimer, RB 28 M.Ball, CB 32 T.Carter, LB 50 S.Barrett, G 63 B.Garland, T 79 M.Schofield, DT 96 M.Unrein.

SAN FRANCISCO 49ERS

OFFENSE

WR 81 A. Boldin
LT 74 J. Staley
LG 78 J. Looney
C 67 D. Kilgore
RG 75 A. Boone
RT 76 A. Davis
TE 85 V. Davis
WR 15 M. Crabtree
WR 13 S. Johnson
RB 21 F. Gore
QB 7 C. Kaepernick

DEFENSE

LDT 91 R. McDonald
NT 93 I. Williams
RD 94 J. Smith
OLB 55 A. Brooks
ILB 57 M. Wilhoite
OLB 50 C. Borland
OLB 51 D. Skuta
LCB 26 T. Brock
RCB 20 P. Cox
SS 35 E. Reid
FS 41 A. Bethea

49ERS SUBSTITUTIONS: QB 2 B.Gabbert, P 4 A.Lee, K 9 P.Dawson, WR 10 B.Ellington, WR 14 K.Osgood, CB 22 C.Cook, S 23 R.Ventrone, RB 28 C.Hyde, S 31 L.McCray, CB 32 D.Johnson, S 43 C.Dahl, TE 46 D.Carrier, FB 49 B.Miller, LB 54 N.Moody, G 56 D.Farrell, LB 59 A.Lynch, DT 63 T.Jerod-Eddie, T 71 J.Martin, TE/DT 83 D.Dobbs, WR 84 B.Lloyd, TE/LS 86 K.Nelson, TE 89 V.McDonald, DT 92 Q.Dial, LB 96 C.Lemonier. **DID NOT PLAY:** None. **INACTIVE:** WR 11 Q.Patton, DB 25 J.Ward, CB 29 C.Culliver, LB 52 P.Willis, C 66 M.Martin, G 77 M.Iupati, DT 95 C.Carradine.

		1	2	3	4	OT	TOTAL	FIELD GOALS (made () missed)
VISITOR	San Francisco 49ers	0	10	0	7	—	17	P. Dawson 51WL (22)
HOME	Denver Broncos	14	7	21	0	—	42	

Team	Qtr	Clock Time	PLAY DESCRIPTION (Extra Point) (Drive Info)	SCORE Visitor Home
BRONCOS	1	8:29	E. Sanders 3 yd. pass from P. Manning (B. McManus kick) (9-57, 5:00)	0 7
BRONCOS	1	2:44	W. Welker 20 yd. pass from P. Manning (B. McManus kick) (12-95, 6:08)	0 14
49ERS	2	7:30	P. Dawson 22 yd. Field Goal (12-83, 6:30)	3 14
BRONCOS	2	3:09	D. Thomas 8 yd. pass from P. Manning (B. McManus kick) (11-80, 4:21)	3 21
49ERS	2	0:11	S. Johnson 4 yd. pass from C. Kaepernick (P. Dawson kick) (7-80, 2:58)	10 21
BRONCOS	3	11:48	D. Thomas 40 yd. pass from P. Manning (B. McManus kick) (1-40, 0:07)	10 28
BRONCOS	3	9:24	R. Hillman 37 yd. run (B. McManus kick) (3-86, 0:41)	10 35
BRONCOS	3	1:36	R. Hillman 1 yd. run (B. McManus kick) (12-73, 7:08)	10 42
49ERS	4	1:00	B. Ellington 20 yd. pass from B. Gabbert (P. Dawson kick) (9-45, 1:49)	17 42

FINAL INDIVIDUAL STATISTICS

San Francisco 49ers											Denver Broncos												
RUSHING	ATT	YDS	AVG	LG	TD							RUSHING	ATT	YDS	AVG	LG	TD						
F. Gore	9	20	2.2	7	0							R. Hillman	14	74	5.3	37	2						
C. Kaepernick	3	18	6.0	7	0							J. Thompson	6	30	5.0	9	0						
C. Hyde	3	15	5.0	10	0							C. Anderson	2	9	4.5	5	0						
B. Gabbert	1	5	5.0	5	0							V. Green	1	3	3.0	3	0						
B. Anger	1	2	2.0	2	0							B. Osweiler	3	0	0.0	2	0						
J. Todman	1	2	2.0	2	0							P. Manning	1	-1	-1.0	-1	0						
TOTAL	18	62	3.4	10	0							TOTAL	27	115	4.3	37	2						
PASSING	ATT	CMP	YDS	TD	LG	IN	Rtg.					PASSING	ATT	CMP	YDS	TD	LG	IN	Rtg.				
C. Kaepernick	39	24	263	6/53	1	37	1	79.3					P. Manning	26	22	318	2/14	4	49	0	157.2		
B. Gabbert	7	3	38	0/0	1	20	0	100.0					B. Osweiler	1	0	0	0/0	0	0	0	39.6		
TOTAL	46	27	301	6/53	2	37	1	83.7					TOTAL	27	22	318	2/14	4	49	0	155.3		
PASS RECEIVING	NO	YDS	AVG	LG	TD							PASS RECEIVING	NO	YDS	AVG	LG	TD						
A. Boldin	7	50	7.1	18	0							D. Thomas	8	171	21.4	49	2						
S. Johnson	5	79	15.8	31	1							R. Hillman	4	29	7.3	11	0						
M. Crabtree	4	27	6.8	11	0							J. Thomas	4	27	6.8	10	0						
B. Lloyd	3	63	21.0	37	0							W. Welker	3	50	16.7	39	1						
B. Ellington	3	44	14.7	20	1							E. Sanders	3	41	13.7	20	1						
V. Davis	2	21	10.5	14	0																		
C. Hyde	2	8	4.0	7	0																		
D. Carrier	1	9	9.0	9	0																		
TOTAL	27	301	11.1	37	2							TOTAL	22	318	14.5	49	4						
INTERCEPTIONS	NO	YDS	AVG	LG	TD							INTERCEPTIONS	NO	YDS	AVG	LG	TD						
												A. Talib	1	3	3.0	3	0						
TOTAL	0	0	0.0	0	0							TOTAL	1	3	3.0	3	0						
PUNTING	NO	YDS	AVG	NET	TB	IN20	LG					PUNTING	NO	YDS	AVG	NET	TB	IN20	LG				
A. Lee	5	272	54.4	50.0	0	1	71					B. Colquitt	4	171	42.8	41.8	0	2	46				
TOTAL	5	272	54.4	50.0	0	1	71					TOTAL	4	171	42.8	41.8	0	2	46				
PUNT RETURNS	NO	YDS	AVG	FC	LG	TD						PUNT RETURNS	NO	YDS	AVG	FC	LG	TD					
B. Ellington	1	4	4.0	2	4	0						I. Burse	3	22	7.3	2	9	0					
[OUT OF BOUNDS]	1	0	0.0	0	0	0																	
RETURNS	1	4	4.0	2	4	0						RETURNS	3	22	7.3	2	9	0					
KICKOFF RETURNS	NO	YDS	AVG	FC	LG	TD						KICKOFF RETURNS	NO	YDS	AVG	FC	LG	TD					
B. Ellington	1	33	33.0	0	33	0						I. Burse	1	7	7.0	0	7	0					
[TOUCHBACK]	6	0	0.0	0	—	0						[TOUCHBACK]	3	0	0.0	0	—	0					
RETURNS	1	33	33.0	0	33	0						RETURNS	1	7	7.0	0	7	0					
San Francisco 49ers											Denver Broncos												
Fum	Lost	Own Rec.	Yds	TD	FF	Opp. Rec.	Yds	TD	Out Bnds		Fum	Lost	Own Rec.	Yds	TD	FF	Opp. Rec.	Yds	TD	Out Bnds			
TOTAL	0	0	0	0	0	0	0	0	0	0	TOTAL	1	0	1	0	0	0	0	0	0	0		

FINAL TEAM STATISTICS

	49ERS	BRONCOS		49ERS	BRONCOS
TOTAL FIRST DOWNS	22	23	FGs - PATs Had Blocked	0-0	0-0
By Rushing	3	6	Net Punting Average	50.0	41.8
By Passing	16	14	TOTAL RETURN YARDAGE (Not Including Kickoffs)	4	25
By Penalty	3	3	No. and Yards Punt Returns	1-4	3-22
THIRD DOWN EFFICIENCY	3-13-23%	5-9-56%	No. and Yards Kickoff Returns	1-33	1-7
FOURTH DOWN EFFICIENCY	1-2-50%	0-0-0%	No. and Yards Interception Returns	0-0	1-3
TOTAL NET YARDS	310	419	PENALTIES Number and Yards	6-62	8-75
Total Offensive Plays (inc. times thrown passing)	70	56	FUMBLES Number and Lost	0-0	1-0
Average gain per offensive play	4.4	7.5	TOUCHDOWNS	2	6
NET YARDS RUSHING	62	115	Rushing	0	2
Total Rushing Plays	18	27	Passing	4	4
Average gain per rushing play	3.4	4.3	Interceptions	0	0
Tackles for a loss-number and yards	2-5	1-3	EXTRA POINTS Made-Attempts	2-2	6-6
NET YARDS PASSING	248	304	Kicking Made-Attempts	2-2	6-6
Times thrown - yards lost attempting to pass	6-53	2-14	Passing Made-Attempts	0-0	0-0
Gross yards passing	301	318	FIELD GOALS Made-Attempts	1-2	0-0
PASS ATTEMPTS-COMPLETIONS-HAD INTERCEPTED	46-27-1	27-22-0	RED ZONE EFFICIENCY	1-3-33%	3-3-100%
Avg gain per pass play (inc. # thrown passing)	4.8	10.5	RED ZONE GO EFFICIENCY	1-3-33%	3-3-100%
KICKOFFS Number-In End Zone-Touchbacks	4-3-3	7-7-6	SAFETIES	0	0
PUNTS Number and Average	5-54.4	4-42.8	FINAL SCORE	17	42
Had Blocked	0	0	TIME OF POSSESSION	32:01	27:59



Denver 35, San Diego 21

Thursday, Oct. 23, 2014 • 6:25 p.m. MDT • Sports Authority Field at Mile High • Denver

WEATHER: Partly Cloudy, 68°, Wind E 3 mph • TIME: 3:05 • ATTENDANCE: 76,907

In a meeting between two of the top teams in the NFL, The Denver Broncos extended their lead in the AFC West with a 35-21 victory against the San Diego Chargers on Thursday Night Football at Sports Authority Field at Mile High Stadium in Denver.

The Broncos offense utilized a balanced attack to rack up 425 yards, while the Denver defense collected two sacks and a pair of interceptions to cool down one of the hottest offenses in the league.

After a scoreless first quarter, Denver got on the scoreboard with a 2-yard pass from quarterback Peyton Manning to receiver Emmanuel Sanders, capping 7-play drive that covered 69 yards. Manning was a perfect 4-for-4 passing for 62 yards on the drive, including three completions to Sanders.

The Chargers answered with a 13-play touchdown drive that spanned 84 yards and ended when quarterback Philip Rivers found wide receiver Keenan Allen for a 2-yard score.

Denver's offense moved down the field quickly, as Manning completed four of his first five passes on the next drive. With 39 seconds remaining in the first half, Manning dropped an over-the-shoulder pass into the hands of Sanders, who crossed the goal line for a 31-yard touchdown to give Denver a 14-7 lead heading into halftime.

On the third play of the second half, Rivers' pass intended for Allen was intercepted by Denver cornerback Chris Harris Jr. The Broncos would score six plays later when the Manning-to-Sanders connection struck again for a 3-yard touchdown.

The three touchdowns for Sanders represented a career high and tied for the second-most receiving scores in a single game in team history.

After another San Diego series ended with a punt, Denver drove 59 yards in four plays before rookie running back Juwan Thompson scored the second touchdown of his career on a 2-yard run, giving the Broncos a 28-7 lead.

San Diego answered with a 12-play touchdown drive to cut Denver's lead to 28-14, but Denver running back Ronnie Hillman rattled off 37-yard jaunt on the following possession to put the Broncos in Chargers territory.

Thompson scored on a 1-yard run four plays later to extend Denver's lead to 35-14.

The Chargers scored another quick touchdown on their next series, but Denver safety Rahim Moore ended the potential comeback when he picked off a deep pass from Rivers with 4:53 left.

Manning completed 25-of-35 passes (71.4%) for 286 yds with three scores (124.2 rtg), while wideout Demaryius Thomas set a team record with his fourth consecutive 100-yard receiving game (8-105).

Linebacker Brandon Marshall paced Denver with 10 tackles, while linebacker Von Miller notched his team-leading ninth sack.

OFFICIALS:

Referee — Terry McAulay (77); **Umpire** — Bryan Neale (92); **Head Linesman** — Greg Bradley (96); **Line Judge** — Tom Stephan (68); **Side Judge** — James Coleman (95); **Field Judge** — Dyrrol Prioieau (109); **Back Judge** — Gregory Steed (12); **Replay** — Ernie Franz.

DENVER BRONCOS

OFFENSE

WR 12 A. Caldwell
WR 88 D. Thomas
LT 78 R. Clady
LG 74 O. Franklin
C 66 M. Ramirez
RG 65 L. Vasquez
RT 71 P. Cornick
TE 80 J. Thomas
WR 10 E. Sanders
WR 83 W. Welker
QB 18 P. Manning

DEFENSE

LDE 95 D. Wolfe
DT 92 S. Williams
NT 98 T. Knighton
RDE 94 D. Ware
SLB 56 V. Miller
MLB 58 N. Irving
WLB 54 B. Marshall
LCB 21 A. Talib
RCB 25 C. Harris Jr.
SS 43 T. Ward
FS 26 R. Moore

BRONCOS SUBSTITUTIONS: P 4 B.Colquitt, K 8 B.McManus, WR 14 C.Latimer, WR 19 I.Burse, RB 22 C.Anderson, RB 23 R.Hillman, CB 29 B.Roby, S 30 D.Bruton, CB 32 T.Carter, CB 36 K.Webster, S 38 Q.Carter, RB 40 J.Thompson, LS 46 A.Brewer, LB 52 C.Nelson, LB 55 L.McCray, LB 57 L.Barrow, C 64 W.Montgomery, T 75 C.Clark, DT 76 M.Austin, TE 84 J.Tamme, TE 85 V.Green, DE 93 Q.Smith, DE 97 M.Jackson. **DID NOT PLAY:** QB 17 B.Osweller, **INACTIVE:** RB 28 M.Ball, CB 31 O.Bolden, RB 35 K.Bibbs, LB 53 S.Johnson, G 63 B.Garland, T 79 M.Schofield, DT 96 M.Unrein.

SAN DIEGO CHARGERS

OFFENSE

WR 13 K. Allen
LT 77 K. Dunlap
LG 78 C. Rinehart
C 74 R. Ohrnberger
RG 63 J. Troutman
RT 76 D. Fluker
WR 11 E. Royal
TE 85 A. Gates
WR 80 M. Floyd
QB 17 P. Rivers
RB 43 B. Oliver

DEFENSE

DE 91 K. Reyes
LE 94 C. Liuget
OLB 93 D. Freene
ILB 59 A. Gachkar
ILB 56 D. Butler
OLB 96 J. Johnson
LCB 22 J. Varrett
RCB 29 S. Wright
SS 38 M. Gilchrist
FS 32 E. Weddle
S 37 J. Addae

CHARGERS SUBSTITUTIONS: P 5 M.Scifres, K 9 N.Novak, WR 16 S.Ajrotutu, CB 20 C.Davis, S 25 R.Stuckey, RB 28 S.Draughn, RB 30 R.Brown, CB 31 R.Marshall, LB 47 M.Windt, LB 52 R.Walker, ILB 53 K.Conner, OLB 58 T.Williams, G 65 C.Watt, DT 72 T.Palpen, TE 83 J.Phillips, TE 88 D.Johnson, TE 89 L.Green, DE 90 E.Matthews, NT 92 R.Carrethers, NT 98 S.Lissemore. **DID NOT PLAY:** QB 10 K.Clemens, WR 15 D.Iman, C 60 T.Robinson, T 69 W.Smith. **INACTIVE:** CB 23 S.Williams, RB 24 Ry.Matthews, CB 26 B.Flowers, RB 34 D.Brown, ILB 50 M.Te'o, OLB 97 J.Attachu, OLB 99 C.Law.

		1	2	3	4	OT	TOTAL	FIELD GOALS (made () missed)
VISITOR	San Diego Chargers	0	7	7	7	—	21	
HOME	Denver Broncos	0	14	14	7	—	35	B. McManus 53W/L

Team	Qtr	Clock Time	PLAY DESCRIPTION (Extra Point) (Drive Info)	SCORE Visitor	Home
BRONCOS	2	13:35	E. Sanders 2 yd. pass from P. Manning (B. McManus kick) (7-69, 3:18)	0	7
CHARGERS	2	3:07	K. Allen 2 yd. pass from P. Rivers (N. Novak kick) (13-84, 7:31)	7	7
BRONCOS	2	0:32	E. Sanders 31 yd. pass from P. Manning (B. McManus kick) (8-74, 2:35)	7	14
BRONCOS	3	10:53	E. Sanders 3 yd. pass from P. Manning (B. McManus kick) (6-51, 2:42)	7	21
BRONCOS	3	7:34	J. Thompson 2 yd. run (B. McManus kick) (5-61, 1:41)	7	28
CHARGERS	3	2:39	A. Gates 4 yd. pass from P. Rivers (N. Novak kick) (12-80, 4:55)	14	28
BRONCOS	4	13:29	J. Thompson 1 yd. run (B. McManus kick) (8-65, 4:10)	14	35
CHARGERS	4	9:31	A. Gates 10 yd. pass from P. Rivers (N. Novak kick) (8-80, 3:58)	21	35

Denver Broncos

FINAL TEAM STATISTICS

BRONCOS DEFENSIVE STATISTICS

(Press Box Totals)

281



New England 43, Denver 21

Sunday, Nov. 2, 2014 • 4:25 p.m. EST • Gillette Stadium • Foxborough, Mass.

WEATHER: Cloudy, 25°, Wind NW 19 mph • TIME: 3:32 • ATTENDANCE: 68,756

In a rematch of the 2013 AFC Championship game, the Denver Broncos saw their four-game winning streak snapped with a 43-21 loss to the New England Patriots at Gillette Stadium in Foxborough, Mass.

After a snow storm moved out of the area prior to kickoff, both teams battled blustery conditions, with winds gusting to 26 miles per hour. A pair of interceptions and special teams miscues led to the Broncos' second loss of the season.

The Patriots opened the scoring with a 49-yard field goal by Stephen Gostkowski midway through the first quarter. Denver answered with a nine-play, 80-yard touchdown drive, capped by a 1-yard score by running back Ronnie Hillman to take a 7-3 lead after the first quarter.

After Gostkowski added another field goal early in the second frame to cut Denver's lead to 7-6, Broncos quarterback Peyton Manning threw his first of two interceptions when Patriots defensive end Rob Ninkovich picked off his pass to Demaryius Thomas and returned it to the Denver 34-yard line. The Patriots scored four plays later when quarterback Tom Brady connected with receiver Julian Edelman on a 5-yard touchdown pass.

Denver was forced to punt on its next possession, and after punter Britton Colquitt bobbled the snap to get the kick off, Edelman returned it 84 yards for a touchdown.

The Broncos had an opportunity to cut into the Patriots' 20-7 lead midway through the second quarter, but kicker Brandon McManus' 41-yard field goal attempt hit the right upright.

New England scored again on a 5-yard pass from Brady to running back Shane Vereen with eight seconds remaining in the second quarter to give the Patriots a 27-7 lead entering halftime.

Rookie cornerback Bradley Roby posted his first career interception to open the second half, which led to an 18-yard scoring pass to tight end Julius Thomas. The touchdown gave Manning his 47th consecutive game with a scoring pass to tie Johnny Unitas for third-longest streak all-time.

Gostkowski booted a 45-yard field goal on the next possession, and after Manning threw his second interception, Brady tossed a 10-yard touchdown pass to receiver Brandon LaFell to give New England a 37-14 lead.

Denver reached the end zone for the final time later in the third quarter when Manning threw a 15-yard scoring pass to Hillman.

The Patriots effectively sealed the game with a 14-play, 80-yard touchdown drive, capped by a 1-yard touchdown catch by tight end Rob Gronkowski early in the fourth quarter.

The Broncos stayed alive with a quick drive into Patriots territory but their 4th-and-goal attempt from the 8-yard line was unsuccessful and the 43-21 deficit stood as the final score.

OFFICIALS:

Referee — Walt Anderson (66); **Umpire** — Jeff Rice (44); **Head Linesman** — Steve Steljes (22); **Line Judge** — Byron Boston (18); **Side Judge** — Greg Meyer (78); **Field Judge** — Eugene Hall (103); **Back Judge** — Terrence Miles (111); **Replay** — Billy Smith.

DENVER BRONCOS

OFFENSE

WR 88 D. Thomas
LT 78 R. Clady
LG 74 O. Franklin
C 66 M. Ramirez
RG 65 L. Vasquez
RT 71 P. Cornick
TE 80 J. Thomas
WR 10 E. Sanders
WR 83 W. Welker
QB 18 P. Manning
RB 23 R. Hillman

DEFENSE

LDE 95 D. Wolfe
DT 92 S. Williams
NT 98 T. Knighton
RDE 94 D. Ware
SLB 56 V. Miller
MLB 58 N. Irving
WLB 54 B. Marshall
LCB 21 A. Talib
RCB 25 C. Harris Jr.
SS 43 T. Ward
FS 26 R. Moore

BRONCOS SUBSTITUTIONS: P 4 B.Colquitt, K 8 B.McManus, WR 12 A.Caldwell, WR 14 C.Latimer, WR 19 J.Burse, RB 22 C.Anderson, CB 29 B.Roby, S 30 D.Bruton, CB 31 O.Bolden, CB 32 T.Carter, CB 36 K.Webster, RB 40 J.Thompson, LS 46 A.Brewer, LB 52 C.Nelson, LB 55 L.McCray, LB 57 L.Barrow, C 64 W.Montgomery, T 75 C.Clark, DT 76 M.Austin, TE 84 J.Tanne, DE 93 Q.Smith, DT 96 M.Unrein, DE 97 M.Jackson, **DID NOT PLAY:** QB 17 B.Oswiejer, **INACTIVE:** RB 28 M.Ball, RB 35 K.Bibbs, S 38 Q.Carter, LB 53 S.Johnson, G 63 B.Garland, T 79 M.Schofield, TE 85 V.Green.

NEW ENGLAND PATRIOTS

OFFENSE

WR 19 B. LaFell
LT 77 N. Solder
LG 63 D. Connolly
C 66 B. Stork
RG 62 R. Wendell
RT 76 S. Vollmer
TE 87 R. Gronkowski
WR 11 J. Edelman
QB 12 T. Brady
RB 35 J. Gray
TE 47 M. Hoomanawanui

DEFENSE

LE 50 R. Ninkovich
NT 75 V. Wilfork
RE 94 Chr. Jones
LB 91 J. Collins
LB 54 D. Hightower
LB 55 A. Ayers
LCB 24 D. Revis
RCB 39 B. Browner
S 23 P. Chung
S 32 D. McCourty
DB 25 K. Arrington

PATRIOTS SUBSTITUTIONS: K 3 S.Gostkowski, P 6 R.Allen, WR 18 M.Slater, CB 21 M.Butler, CB 26 L.Ryan, DB 27 T.Wilson, S 29 D.Jones, DB 30 D.Harmon, RB 34 S.Vereen, RB 38 B.Bolden, DB 43 N.Ebner, FB 46 J.Develin, LS 48 D.Aiken, LB 52 J.Casillas, LB 59 C.White, OL 61 M.Cannon, OL 67 J.Kline, DL 74 D.Easley, WR 80 D.Amendola, TE 81 T.Wright, WR 84 B.Tyms, DL 97 A.Branch, DL 98 C.Walker, **DID NOT PLAY:** QB 10 J.Garopolo, **INACTIVE:** WR 17 A.Dobson, RB 28 J.White, CB 37 A.Dennard, G 65 J.Devey, DL 71 C.Fleming, DL 90 Z.Moore, DE 95 Cha.Jones.

		1	2	3	4	OT	TOTAL	FIELD GOALS (made () missed)
VISITOR	Denver Broncos	7	0	14	0	—	21	B. McManus 41RU
HOME	New England Patriots	3	24	10	6	—	43	S. Gostkowski (49)(29)(45)

Team	Qtr	Clock Time	PLAY DESCRIPTION (Extra Point) (Drive Info)	SCORE Visitor Home
PATRIOTS	1	7:09	S. Gostkowski 49 yd. Field Goal (4-8, 1:50)	0 3
BRONCOS	1	3:54	R. Hillman 1 yd. run (B.McManus kick) (9-80, 3:15)	7 3
PATRIOTS	2	14:19	S. Gostkowski 29 yd. Field Goal (12-67, 4:35)	7 6
PATRIOTS	2	11:41	J. Edelman 5 yd. pass from T.Brady (S.Gostkowski kick) (4-34, 1:53)	7 13
PATRIOTS	2	8:11	J. Edelman 84 yd. punt return (S.Gostkowski kick)	7 20
PATRIOTS	2	0:08	S. Vereen 5 yd. pass from T. Brady (S. Gostkowski kick) (9-57, 1:57)	7 27
BRONCOS	3	11:06	J.Thomas 18 yd. pass from P.Manning (B.McManus kick) (6-57, 2:24)	14 27
PATRIOTS	3	7:46	S. Gostkowski 45 yd. Field Goal (12-53, 3:20)	14 30
PATRIOTS	3	7:27	B. LaFell 10 yd. pass from T.Brady (S.Gostkowski kick) (1-10, 0:04)	14 37
BRONCOS	3	5:50	R. Hillman 15 yd. pass from P.Manning (B.McManus kick) (4-72, 1:37)	21 37
PATRIOTS	4	13:57	R. Gronkowski 1 yd. pass from T.Brady (pass failed) (14-80, 6:53)	21 43

FINAL INDIVIDUAL STATISTICS																							
Denver Broncos										New England Patriots													
RUSHING	ATT	YDS	AVG	LG	TD						RUSHING	ATT	YDS	AVG	LG	TD							
C. Anderson	3	18	6.0	8	0						J. Gray	12	33	2.8	13	0							
R. Hillman	10	16	1.6	4	1						S. Vereen	11	39	2.6	9	0							
J. Thompson	2	6	3.0	6	0						T. Brady	2	4	2.0	4	0							
P. Manning	2	3	1.5	4	0																		
TOTAL	17	43	2.5	8	1						TOTAL	25	66	2.6	11	1							
PASSING	ATT	CMP	YDS	TKD/YD	TD	LG	IN	Rtg.						PASSING	ATT	CMP	YDS	TKD/YD	TD	LG	IN	Rtg.	
P. Manning	57	34	438	1/9	2	41	2	80.9						T. Brady	53	33	333	1/1	4	26	1	97.4	
TOTAL	57	34	438	1/9	2	41	2	80.9						TOTAL	53	33	333	1/1	4	26	1	97.4	
PASS RECEIVING	NO	YDS	AVG	LG	TD						PASS RECEIVING	NO	YDS	AVG	LG	TD							
E. Sanders	10	151	15.1	28	0						R. Gronkowski	9	105	11.7	20	1							
D. Thomas	7	127	18.1	41	0						K. Moreno	9	89	9.9	26	1							
R. Hillman	7	47	6.7	15	1						W. Welker	6	53	8.8	18	1							
C. Anderson	3	33	11.0	24	0						E. Decker	5	38	7.6	18	1							
W. Welker	3	31	10.3	14	0						J. Thomas	2	35	17.5	21	0							
J. Thomas	2	33	16.5	18	1						J. Develin	2	13	6.5	10	0							
J. Tanne	1	10	10.0	10	0																		
J. Thompson	1	6	6.0	6	0																		
TOTAL		34	438	12.9	41	2						TOTAL		33	333	10.1	26	4					
INTERCEPTIONS	NO	YDS	AVG	LG	TD						INTERCEPTIONS	NO	YDS	AVG	LG	TD							
B. Roby	1	0	0.0	0	0						B. Browner	1	30	30.0	30	0							
											R. Ninkovich	1	11	11.0	11	0							
TOTAL	1	0	0.0	0	0						TOTAL	2	41	20.5	30	0							
PUNTING	NO	YDS	AVG	NET	TB	IN20	LG				PUNTING	NO	YDS	AVG	NET	TB	IN20	LG					
B. Colquitt	3	135	45.0	17.0	0	0	53				R. Allen	5	223	44.6	34.8	2	1	67					
TOTAL	3	135	45.0	17.0	0	0	53				TOTAL	5	223	44.6	34.8	2	1	67					
PUNT RETURNS	NO	YDS	AVG	FC	LG	TD						PUNT RETURNS	NO	YDS	AVG	FC	LG	TD					
I. Burse	1	9	9.0	1	9	0						J. Edelman	1	84	84.0	0	84	1					
[DOWNED]	1	0	0.0	0	0	0						D. Amendola	0	0	0.0	2	0	0					
[TOUCHBACK]	2	0	0.0	0	0	0																	
RETURNS	1	9	9.0	1	9	0						RETURNS	1	84	84.0	0	84	1					
KICKOFF RETURNS	NO	YDS	AVG	FC	LG	TD						KICKOFF RETURNS	NO	YDS	AVG	FC	LG	TD					
A. Caldwell	3	48	16.0	0	19	0						D. Amendola	1	22	22.0	0	22	0					
E. Sanders	1	13	13.0	0	13	0						[TOUCHBACK]	3	0	0.0	0	0	0					
O. Bolden	1	12	12.0	0	12	0																	
C. Latimer	1	8	8.0	0	8	0																	
[TOUCHBACK]	3	0	0.0	0	0	0																	
RETURNS	6	81	13.5	0	19	0						RETURNS	1	22	22.0	0	2	0					
Denver Broncos	Own		Opp.		Own		Opp.		Own		New England Patriots		Own		Opp.		Own		Opp.				
FUMBLES	Fum	Lost	Rec.	Yds	TD	FF	Rec.	Yds	TD	Bnds	FUMBLES	Fum	Lost	Rec.	Yds	TD	FF	Rec.	Yds	TD	Bnds		
B. Colquitt	1	0	1	0	0	0	0	0	0	0													
TOTAL	1	0	1	0	0	0	0	0	0	0	TOTAL	0	0	0	0	0	0	0	0	0	0		

FINAL TEAM STATISTICS													
BRONCOS					PATRIOTS								
TOTAL FIRST DOWNS					26	29	FGs - PATs Had Blocked					0-0	0-0
By Rushing					2	3	Net Punting Average					17.0	34.8
By Passing					20	22	TOTAL RETURN YARDAGE (Not Including Kickoffs)					9	125
By Penalty					4	4	No. and Yards Punt Returns					1-9	1-84
THIRD DOWN EFFICIENCY					3-11-27%	6-16-38%	No. and Yards Kickoff Returns					6-81	1-22
FOURTH DOWN EFFICIENCY					0-4-0%	1-1-100%	No. and Yards Interception Returns					1-0	2-41
TOTAL NET YARDS					472	398	PENALTIES Number and Yards					10-72	9-71
Total Offensive Plays (inc. times thrown passing)					75	79	FUMBLES Number and Lost					1-0	1-0
Average gain per offensive play					6.3	5.0	TOUCHDOWNS					3	0
NET YARDS RUSHING					43	66	Rushing					0	4
Total Rushing Plays					17	25	Passing					2	1
Average gain per rushing play					2.5	2.6	Punt Returns					0	4
Tackles for a loss-number and yards					0-0	4-6	EXTRA POINTS Made-Attempts					3-0	4-5
NET YARDS PASSING					429	332	Kicking Made-Attempts					3-3	4-4
Times thrown - yards lost attempting to pass					1-9	1-1	Passing Made-Attempts					0-1	0-3
Gross yards passing					438	333	FIELD GOALS Made-Attempts					0-1	0-1
PASS ATTEMPTS-COMPLETIONS-HAD INTERCEPTED					57-34-2	54-33-3	RED ZONE EFFICIENCY					3-4-75%	4-5-80%
Avg gain per pass play (inc.# thrown passing)					7.4	6.1	GOAL TO GO EFFICIENCY					1-2-50%	4-4-100%
KICKOFFS Number-In End Zone-Touchbacks					4-4-3	9-3-3	SAFETIES					0	0
PUNTS Number and Average					3-45-0	5-44-6	FINAL SCORE					21	43
Had Blocked					0	0	TIME OF POSSESSION					30:33	29:21



Denver 41, Oakland 17

Sunday, Nov. 9, 2014 • 1:05 p.m. PST • O.co Coliseum • Oakland

WEATHER: Sunny, 68°, Wind WSW 6 mph • TIME: 3:08 • ATTENDANCE: 54,803

The Denver Broncos overcame a slow start and cruised to their 15th win in their last 16 division games with a 41-17 victory over the Oakland Raiders at O.co Coliseum.

Quarterback Peyton Manning shook off a pair of first half interceptions by throwing five touchdowns in the game—all in a span of less than 17 minutes—as the Broncos racked up 471 yards and the Denver defense limited the winless Raiders to 222 yards.

Manning's first interception came on the third play of the game, as Oakland cornerback D.J. Hayden picked off a pass intended for receiver Emmanuel Sanders near midfield. After a pair of first downs, Raiders kicker Sebastian Janikowski booted a 41-yard field goal to give Oakland an early 3-0 advantage.

The Broncos answered with a pair of field goals from kicker Brandon McManus, and led 6-3 early in the second quarter, but a pass from Manning to tight end Julius Thomas was tipped and intercepted at the line of scrimmage by defensive end Justin Tuck who returned it seven yards to the Denver 12-yard line. Three plays later, Raiders rookie quarterback Derek Carr found receiver Brice Butler in the end zone for a 5-yard touchdown to take a 10-6 lead.

The turning point for Denver came with 3:37 remaining in the first half. Rookie cornerback Bradley Roby collected his second interception in as many games when he picked off Carr near midfield. On the ensuing possession, Manning fired a quick pass on third-and-8 to running back C.J. Anderson, who darted down the sideline, broke a handful of tackles, crossed the field and scored a 51-yard touchdown to give the Broncos a 13-10 lead.

After a quick Oakland three-and-out, the Broncos scored on a 4-play, 62-yard drive capped by a 32-yard touchdown reception by Sanders to give Denver a 20-10 lead entering halftime.

Denver defensive end Malik Jackson forced a fumble on Oakland's first drive of the second half, and cornerback Chris Harris Jr. recovered to set up a 10-yard scoring toss from Manning to Julius Thomas, giving Denver a 27-10 lead.

The Broncos scored on their next two possessions, beginning with a 32-yard touchdown catch by Julius Thomas on a screen pass from Manning. On the following drive, safety T.J. Ward intercepted Carr, and six plays later, Manning connected with Sanders on a 15-yards scoring toss to give Denver a 41-10 lead at the end of the third quarter.

Manning's performance (31-of-44 passing, 70.5%, 340 yards, 5 TDs, 111.9 rtg) represented the ninth five-touchdown game of his career, breaking QB Drew Brees' previous NFL record of eight.

Broncos wide receiver Demaryius Thomas (11 catches, 108 yds.) logged his sixth consecutive 100-yard receiving game, becoming just the ninth player in league history to accomplish that feat.

OFFICIALS:

Referee — Carl Cheffers (51); **Umpire** — Undrey Wash (96); **Head Linesman** — Kent Payne (79); **Line Judge** — Jeff Seeman (45); **Side Judge** — Greg Meyer (78); **Field Judge** — Brad Freeman (88); **Back Judge** — Todd Krukop (30); **Replay** — Charles Stewart.

DENVER BRONCOS

OFFENSE

WR 88	D. Thomas
LT 78	R. Clady
LG 74	O. Franklin
C 64	W. Montgomery
RG 66	M. Ramirez
RT 65	L. Vasquez
TE 80	J. Thomas
WR 10	E. Sanders
WR 83	W. Welker
QB 18	P. Manning
RB 23	R. Hillman

DEFENSE

LDE 95	D. Wolfe
DT 92	S. Williams
NT 98	T. Knighton
RDE 94	D. Ware
SLB 58	V. Miller
MLB 53	S. Johnson
WLB 54	B. Marshall
LCB 21	A. Talib
RCB 25	C. Harris Jr.
SS 43	T. Ward
FS 26	R. Moore

BRONCOS SUBSTITUTIONS: P 4 B.Colquitt, K 8 B.McManus, WR 12 A.Caldwell, WR 14 C.Latimer, QB 17 B.Osweller, WR 19 I.Burse, RB 22 C.Anderson, CB 29 B.Roby, S 30 D.Bruton, CB 31 O.Bolden, CB 36 K.Webster, S 38 Q.Carter, RB 40 J.Thompson, LS 46 A.Brewer, LB 52 C.Nelson, LB 55 L.McCray, LB 57 L.Barrow, G 63 B.Garland, T 75 C.Clark, DT 76 M.Austin, TE 84 J.Tamme, DE 93 Q.Smith, DT 96 M.Unrein, DE 97 M.Jackson, **DID NOT PLAY:** None, **INACTIVE:** RB 28 M.Ball, CB 32 T.Carter, RB 35 K.Bibbs, LB 56 N.Irving, T 71 P.Cornick, T 79 M.Schofield, TE 85 V.Green.

OAKLAND RAIDERS

OFFENSE

WR 85	K. Thompkins
LT 72	D. Penn
LG 69	K. Barnes
C 61	S. Wisniewski
RG 77	A. Howard
RT 71	M. Watson
TE 87	B. Leonhardt
WR 18	A. Holmes
QB 4	D. Carr
RB 20	D. McFadden
FB 45	M. Reece

DEFENSE

RE 94	A. Smith
NT 78	J. Ellis
LE 91	J. Tuck
WLB 55	S. Moore
MLB 56	M. Burris
SLB 52	K. Mack
RCB 23	T. Brown
LCB 25	D. Hayden
CB 29	B. Ross
FS 24	C. Woodson
SS 42	L. Asante

RAIDERS SUBSTITUTIONS: P 7 M.King, QB 8 M.Schaub, K 11 S.Janikowski, WR 12 B.Butler, WR 17 D.Moore, WR 19 V.Brown, RB 21 M.Jones-Drew, RB 28 L.Murray, CB 31 N.Thorpe, CB 39 K.McGill, S 41 J.Dowling, FB/RB 49 J.Olawale, LB 51 J.Chaney, LB 57 R.Armstrong, LS 59 J.Condon, G 67 K.Boothe, T 73 M.McCants, TE 81 M.Rivera, WR 89 J.Jones, DT 90 P.Sims, DT 92 S.McGee, DE 95 B.Mayowa, DT 96 D.Autry, DL 98 C.Wilson, **DID NOT PLAY:** None, **INACTIVE:** QB 14 M.McGloin, CB 27 C.Rogers, CB 35 C.Chekwa, CB 38 T.Carrie, G 66 G.Jackson, G 70 T.Bergstrom, TE 86 D.Ausberry.

		1	2	3	4	OT	TOTAL	FIELD GOALS (made () missed)	
VISITOR	Denver Broncos	3	17	21	0	—	41	B. McManus (20) (28)	
HOME	Oakland Raiders	3	7	0	7	—	17	S. Janikowski (41)	
Team	Qtr	Clock Time	PLAY DESCRIPTION (Extra Point) (Drive Info)	SCORE					
				Visitor	Home				
RAIDERS	1	9:35	S. Janikowski 41 yd. Field Goal (9-26, 4:45)	0	3				
BRONCOS	1	4:06	B. McManus 20 yd. Field Goal (12-73, 5:29)	3	3				
BRONCOS	2	14:22	B. McManus 28 yd. Field Goal (9-55, 3:04)	6	3				
RAIDERS	2	11:19	B. Butler 5 yd. pass from D. Carr (S. Janikowski kick) (3-12, 1:20)	6	10				
BRONCOS	2	2:44	C. Anderson 51 yd. pass from P. Manning (B. McManus kick) (3-53, 0:46)	13	10				
BRONCOS	2	0:28	E. Sanders 32 yd. pass from P. Manning (B. McManus kick) (4-62, 1:12)	20	10				
BRONCOS	3	12:43	J. Thomas 10 yd. pass from P. Manning (B. McManus kick) (3-18, 1:28)	27	10				
BRONCOS	3	6:52	J. Thomas 32 yd. pass from P. Manning (B. McManus kick) (8-81, 4:21)	34	10				
BRONCOS	3	1:01	E. Sanders 15 yd. pass from P. Manning (B. McManus kick) (6-34, 2:49)	41	10				
RAIDERS	4	0:48	M. Rivera 18 yd. pass from D. Carr (S. Janikowski kick) (8-97, 3:42)	41	17				

FINAL INDIVIDUAL STATISTICS

Denver Broncos												Oakland Raiders														
RUSHING	ATT	YDS	AVG	LG	TD	RUSHING	ATT	YDS	AVG	LG	TD	RUSHING	ATT	YDS	AVG	LG	TD	RUSHING	ATT	YDS	AVG	LG	TD			
C. Anderson	13	90	6.9	17	0	D. McFadden	7	14	2.0	6	0	D. McFadden	7	14	2.0	6	0	D. McFadden	7	14	2.0	6	0			
R. Hillman	6	13	2.2	6	0	M. Jones-Drew	3	10	3.3	6	0	M. Jones-Drew	3	10	3.3	6	0	M. Jones-Drew	3	10	3.3	6	0			
J. Thompson	4	8	2.0	5	0	L. Murray	2	4	2.0	3	0	L. Murray	2	4	2.0	3	0	L. Murray	2	4	2.0	3	0			
E. Sanders	1	5	5.0	5	0	M. Reese	1	3	3.0	3	0	M. Reese	1	3	3.0	3	0	M. Reese	1	3	3.0	3	0			
B. Osweiler	3	2	0.7	4	0	D. Moore	1	1	1.0	1	0	D. Moore	1	1	1.0	1	0	D. Moore	1	1	1.0	1	0			
TOTAL	27	118	4.4	17	0	K. Thompkins	1	-2	-2.0	-2	0	K. Thompkins	1	-2	-2.0	-2	0	K. Thompkins	1	-2	-2.0	-2	0			
TOTAL	27	118	4.4	17	0	TOTAL	15	30	2.0	6	0	TOTAL	15	30	2.0	6	0	TOTAL	15	30	2.0	6	0			
PASSING	ATT	CMP	YDS	TKD/YD	TD	LG	IN	Rtg.	PASSING	ATT	CMP	YDS	TKD/YD	TD	LG	IN	Rtg.	PASSING	ATT	CMP	YDS	TKD/YD	TD	LG	IN	Rtg.
P. Manning	44	31	340	0/0	5	51	2	111.9	D. Carr	47	30	192	0/0	2	28	2	68.8	P. Manning	44	31	340	0/0	5	51	2	111.9
B. Osweiler	5	2	13	0/0	0	9	0	47.9										B. Osweiler	5	2	13	0/0	0	9	0	47.9
TOTAL	49	33	353	0/0	5	51	2	105.2	TOTAL	47	30	192	0/0	2	28	2	68.8	TOTAL	49	33	353	0/0	5	51	2	105.2
PASS RECEIVING	NO	YDS	AVG	LG	TD	PASS RECEIVING	NO	YDS	AVG	LG	TD	PASS RECEIVING	NO	YDS	AVG	LG	TD	PASS RECEIVING	NO	YDS	AVG	LG	TD			
D. Thomas	11	108	9.8	21	0	J. Jones	8	20	2.5	10	0	J. Jones	8	20	2.5	10	0	J. Jones	8	20	2.5	10	0			
J. Thomas	6	63	10.5	32	2	M. Rivera	6	64	10.7	25	1	M. Rivera	6	64	10.7	25	1	M. Rivera	6	64	10.7	25	1			
E. Sanders	6	67	13.4	32	2	D. McFadden	4	22	5.5	7	0	D. McFadden	4	22	5.5	7	0	D. McFadden	4	22	5.5	7	0			
C. Anderson	4	73	18.3	51	1	V. Brown	3	20	6.7	9	0	V. Brown	3	20	6.7	9	0	V. Brown	3	20	6.7	9	0			
W. Welker	4	24	6.0	13	0	B. Butler	2	12	6.0	7	1	B. Butler	2	12	6.0	7	1	B. Butler	2	12	6.0	7	1			
R. Hillman	2	9	4.5	8	0	D. Moore	1	28	28.0	28	0	D. Moore	1	28	28.0	28	0	D. Moore	1	28	28.0	28	0			
C. Latimer	1	9	9.0	9	0	L. Murray	1	7	7.0	7	0	L. Murray	1	7	7.0	7	0	L. Murray	1	7	7.0	7	0			
						M. Jones-Drew	1	7	7.0	7	0	M. Jones-Drew	1	7	7.0	7	0	M. Jones-Drew	1	7	7.0	7	0			
						B. Leonhardt	1	5	5.0	5	0	B. Leonhardt	1	5	5.0	5	0	B. Leonhardt	1	5	5.0	5	0			
						K. Barnes	1	1	1.0	1	0	K. Barnes	1	1	1.0	1	0	K. Barnes	1	1	1.0	1	0			
TOTAL	48	353	10.7	51	5	TOTAL	30	192	6.4	28	2	TOTAL	30	192	6.4	28	2	TOTAL	48	353	10.7	51	5			
INTERCEPTIONS	NO	YDS	AVG	LG	TD	INTERCEPTIONS	NO	YDS	AVG	LG	TD	INTERCEPTIONS	NO	YDS	AVG	LG	TD	INTERCEPTIONS	NO	YDS	AVG	LG	TD			
T. Ward	1	18	18.0	18	0	J. Tuck	1	7	7.0	7	0	J. Tuck	1	7	7.0	7	0	J. Tuck	1	7	7.0	7	0			
B. Roby	1	0	0.0	0	0	D. Hayden	1	-1	-1.0	-1	0	D. Hayden	1	-1	-1.0	-1	0	D. Hayden	1	-1	-1.0	-1	0			
TOTAL	2	18	18.0	18	0	TOTAL	2	6	3.0	7	0	TOTAL	2	6	3.0	7	0	TOTAL	2	18	18.0	18	0			
PUNTING	NO	YDS	AVG	NET	TB	IN20	LG	PUNTING	NO	YDS	AVG	NET	TB	IN20	LG	PUNTING	NO	YDS	AVG	NET	TB	IN20	LG			
B. Colquitt	5	226	45.2	40.4	1	3	65	M. King	9	389	43.2	37.4	0	0	54	B. Colquitt	5	226	45.2	40.4	1	3	65			
TOTAL	5	226	45.2	40.4	1	3	65	TOTAL	9	389	43.2	37.4	0	0	54	TOTAL	5	226	45.2	40.4	1	3	65			
PUNT RETURNS	NO	YDS	AVG	FC	LG	TD	PUNT RETURNS	NO	YDS	AVG	FC	LG	TD	PUNT RETURNS	NO	YDS	AVG	FC	LG	TD						
I. Burse	4	52	13.0	4	21	0	D. Moore	1	4	4.0	2	4	0	I. Burse	4	52	13.0	4	21	0						
[DOWNED]	1	0	0.0	0	0	0	[DOWNED]	1	0	0.0	0	0	0	[DOWNED]	1	0	0.0	0	0	0						
							[TOUCHBACK]	1	0	0.0	0	0	0													
RETURNS	4	52	13.0	4	21	0	RETURNS	1	4	4.0	2	4	0	RETURNS	4	52	13.0	4	21	0						
KICKOFF RETURNS	NO	YDS	AVG	FC	LG	TD	KICKOFF RETURNS	NO	YDS	AVG	FC	LG	TD	KICKOFF RETURNS	NO	YDS	AVG	FC	LG	TD						
A. Caldwell	1	30	30.0	0	30	0	L. Murray	2	48	24.0	0	27	0	A. Caldwell	1	30	30.0	0	30	0						
[TOUCHBACK]	2	0	0.0	0	0	0	[TOUCHBACK]	6	0	0.0	0	0	0	[TOUCHBACK]	2	0	0.0	0	0	0						
RETURNS	1	30	30.0	0	30	0	RETURNS	2	48	24.0	0	27	0	RETURNS	1	30	30.0	0	30	0						
Denver Broncos	Own	Rec.	Yds	TD	FF	Rec.	Yds	TD	Own	Rec.	Yds	TD	FF	Rec.	Yds	TD	Own	Rec.	Yds	TD	FF	Rec.	Yds	TD	Own	
FUMBLES	1	0	0	0	0	0	0	0	FUMBLES	1	0	0	0	0	0	0	0	FUMBLES	1	0	0	0	0	0	0	FUMBLES
J. Tammie	0	0	1	0	0	0	0	0	J. Tammie	0	0	1	0	0	0	0	0	J. Tammie	0	0	1	0	0	0	0	J. Tammie
M. Jackson	0	0	0	0	0	1	0	0	M. Jackson	0	0	0	0	0	1	0	0	M. Jackson	0	0	0	0	0	0	0	M. Jackson
C. Harris Jr.	0	0	0	0	0	0	1	0	C. Harris Jr.	0	0	0	0	0	0	1	0	C. Harris Jr.	0	0	0	0	0	0	0	C. Harris Jr.
TOTAL	1	0	1	0	0	1	1	0	TOTAL	1	1	0	0	0	1	0	0	TOTAL	1	0	1	0	0	0	0	TOTAL
Oakland Raiders	Own	Rec.	Yds	TD	FF	Rec.	Yds	TD	Oakland Raiders	Own	Rec.	Yds	TD	FF	Rec.	Yds	TD	Oakland Raiders	Own	Rec.	Yds	TD	FF	Rec.	Yds	TD
FUMBLES	1	0	0	0	0	0	0	0	FUMBLES	1	0	0	0	0	0	0	0	FUMBLES	1	0	0	0	0	0	0	FUMBLES
K. Barnes	0	0	0	0	0	0	0	0	K. Barnes	0	0	0	0	0	0	0	0	K. Barnes	0	0	0	0	0	0	0	K. Barnes
K. Mack	0	0	0	0	0	0	0	0	K. Mack	0	0	0	0	0	0	0	0	K. Mack	0	0	0	0	0	0	0	K. Mack
TOTAL	1	1	0	0	0	1	0	0	TOTAL	1	1	0	0	0	1	0	0	TOTAL	1	1	0	0	0	0	0	TOTAL

FINAL TEAM STATISTICS

	BRONCOS		RAIDERS			BRONCOS		RAIDERS	
TOTAL FIRST DOWNS	25		10		FGs - PATs Had Blocked	0-0		0-0	
By Rushing	7		0		Net Punting Average	40.4		37.4	
By Passing	17		7		TOTAL RETURN YARDAGE (Not Including Kickoffs)	70		70	
By Penalty	1		1		No. and Yards Punt Returns	4-52		1-4	
THIRD DOWN EFFICIENCY	7-15-47%		5-18-28%		No. and Yards Kickoff Returns	1-30		2-48	
FOURTH DOWN EFFICIENCY	1-1-100%		0-0-0%		No. and Yards Interception Returns	2-18		2-6	
TOTAL NET YARDS	471		222		PENALTIES Number and Yards	12-95		4-37	
Total Offensive Plays (inc. times thrown passing)	76		62		FUMBLES Number and Lost	1-0		1-1	
Average gain per offensive play	6.2		3.6		TOUCHDOWNS	5		2	
NET YARDS RUSHING	118		30		Rushing	0		0	
Total Rushing Plays	27		15		Passing	2		0	
Average gain per rushing play	4.4		2.0		EXTRA POINTS Made-Attempts	5-5		2-2	
Tackles for a loss-number and yards	2-5		2-5		Kicking Made-Attempts	5-5		2-2	
NET YARDS PASSING	353		192		FIELD GOALS Made-Attempts	2-2		1-1	
Times thrown - yards lost attempting to pass	0-0		0-0		RED ZONE EFFICIENCY	2-4-50%		2-2-100%	
Gross yards passing	353		192		GOAL TO GO EFFICIENCY	0-1-0%		0-0-0%	
PASS ATTEMPTS-COMPLETIONS-HAD INTERCEPTED	49-33-2		47-30-2		SAFETIES	0		0	
Avg gain per pass play (inc.# thrown passing)	7.2		4.1		FINAL SCORE	41		17	
KICKOFFS Number-In End Zone-Touchbacks	8-8-0		4-3-2		TIME OF POSSESSION	32:22		27:38	
PUNTS Number and Average	5-45-2		9-43-2						
Had Blocked	0		0						



St. Louis 22, Denver 7

Sunday, Nov. 16, 2014 • 12 p.m. CST • Edward Jones Dome • St. Louis, Mo.

WEATHER: Indoors • TIME: 3:02 • ATTENDANCE: 59,401

Playing their third consecutive road game, the Denver Broncos struggled to find an offensive rhythm and dropped a 22-7 decision to the St. Louis Rams at the Edward Jones Dome in St. Louis.

For Denver, it was the lowest scoring output since a 7-3 loss to Kansas City in the final game of the 2011 regular season.

St. Louis took the first possession of the game into the red zone, but facing third-and-4 from the Denver 14-yard line, Broncos linebacker Von Miller sacked Rams quarterback Shaun Hill for a 5-yard loss. On fourth down, kicker Greg Zuerlein made a 37-yard field goal to give the Rams the early 3-0 advantage.

Later in the first quarter, after a 10-play drive by Denver ended with a turnover on downs at the St. Louis 37-yard line, Hill launched a 63-yard touchdown pass to wide receiver Kenny Britt to give the Rams a 10-0 lead.

St. Louis extended its lead in the second quarter. Hill led a methodical 11-play, 69-yard drive that took 6:55 off the clock, and Zuerlein capped the drive with a 29-yard field goal to give the Rams a 13-0 advantage.

Denver answered quickly with its best drive of the day, starting with a 23-yard completion from Manning to wide receiver Demaryius Thomas. After a 15-yard completion from Manning to Thomas put Denver in St. Louis territory, Manning found wide receiver Emmanuel Sanders for a 42-yard touchdown pass to cut the Broncos' deficit to 13-7 heading into halftime.

The Broncos opened the second half with a quick first down pass. Three plays later, Manning attempted a pass to Sanders down the sideline, but Sanders was hit by safety Rodney McLeod, who was flagged for unnecessary roughness. The penalty gave Denver a first down at the Rams' 38-yard line, where the drive stalled after a rush for no gain and two incompletions.

Zuerlein added a 22-yard field goal on the Rams' final drive of the third quarter to extend their lead to 16-7.

On the first play of the fourth quarter, Rams linebacker Alec Ogletree picked off a pass from Manning to set up a 53-yard field goal from Zuerlein.

Denver reached St. Louis territory on the following possession, but on fourth-and-4 from the Rams' 28-yard line, Manning was sacked by rookie Aaron Donald.

With 5:30 remaining, Manning threw his second interception of the game. Zuerlein hit a 53-yard field goal, his fifth of the game, with under five minutes remaining to cap the scoring at 22-7.

Despite the loss, Manning (34-of-54 passing for 389 yards, 1 TD, 2 INTs) surpassed 3,000 yards passing on the season, while Thomas (7 catches, 103 yds.) notched his seventh consecutive 100-yard receiving game.

Linebacker Brandon Marshall paced Denver with 15 tackles.

OFFICIALS:

Referee — Tony Corrente (99); **Umpire** — Dan Ferrell (64); **Head Linesman** — George Hayward (54); **Line Judge** — Ron Marinucci (107); **Side Judge** — Shawn Hochuli (83); **Field Judge** — Gary Cavaletto (60); **Back Judge** — Gregory Wilson (119); **Replay** — Howard Slavin.

DENVER BRONCOS

OFFENSE

WR 88	D. Thomas
LT 78	R. Clady
LG 74	O. Franklin
C 64	W. Montgomery
RG 66	M. Ramirez
RT 65	L. Vasquez
TE 80	J. Thomas
WR 10	E. Sanders
WR 83	W. Welker
QB 18	P. Manning
RB 22	C. Anderson

DEFENSE

LDE 95	D. Wolfe
DT 92	S. Williams
NT 98	T. Knighton
RDE 94	D. Ware
SLB 58	V. Miller
MLB 53	S. Johnson
WLB 54	B. Marshall
LCB 21	A. Talib
RCB 25	C. Harris Jr.
SS 43	T. Ward
FS 26	R. Moore

BRONCOS SUBSTITUTIONS: P 4 B. Colquitt, K 8 B. McManus, WR 12 A. Caldwell, WR 19 I. Burse, RB 28 M. Ball, CB 29 B. Roby, S 30 D. Bruton, CB 31 O. Bolden, CB 36 K. Webster, S 38 C. Carter, RB 40 J. Thompson, LS 46 A. Brewer, LB 52 C. Nelson, LB 55 L. McGraw, LB 57 L. Barrow, G 63 B. Garland, T 71 P. Cornick, T 75 C. Clark, DT 76 M. Austin, TE 84 J. Tamme, DE 93 D. Smith, DT 96 M. Unrein, DE 97 M. Jackson. **DID NOT PLAY:** QB 17 B. Osweiler. **INACTIVE:** WR 14 C. Latimer, RB 23 R. Hillman, CB 32 T. Carter, RB 35 K. Bibbs, LB 51 T. Davis, T 79 M. Schofield, TE 85 V. Green.

ST. LOUIS RAMS

OFFENSE

WR 81	K. Britt
FB 46	C. Harkey
LT 79	G. Robinson
LG 76	R. Saffold
C 63	S. Wells
RG 69	D. Joseph
RT 72	J. Barksdale
WR 11	T. Austin
QB 14	S. Hill
RB 27	T. Mason
TE 88	L. Kendricks

DEFENSE

LDE 97	E. Sims
LDT 99	A. Donald
RODT 90	M. Brockers
RDE 94	R. Quinn
RLB 33	E. Gaines
MLB 55	J. Laurinaitis
LLB 52	A. Ogletree
LCB 22	T. Johnson
RCB 21	J. Jenkins
FS 23	R. McCleod
SS 25	T. McDonald

RAMS SUBSTITUTIONS: K 4 G. Zuerlein, P 6 J. Hekker, WR 12 S. Bailey, WR 13 C. Givens, S 26 M. Barron, S 31 M. Alexander, RB 34 C. Reynolds, RB 36 B. Cunningham, S 38 C. Davis, RB 42 T. Watts, LS 44 J. McQuaide, LB 51 M. McCadden, LB 54 W. Herring, LB 59 K. Toomer, C 61 T. Barnes, G 67 B. Jones, T 73 M. Person, TE 89 J. Cook, DL 93 E. Westbrooks, DE 95 W. Hayes, DT 98 K. Langford. **DID NOT PLAY:** QB 9 A. Davis, RB 30 Z. Stacy, LB 58 J. Dunbar. **INACTIVE:** WR 10 D. Williams, DB 20 L. Joyner, CB 47 M. Robertson, LB 53 D. Bates, T 70 B. Washington, TE 82 A. Bayer, DT 92 A. Carrington.

		1	2	3	4	OT	TOTAL	FIELD GOALS (made () missed)	
VISITOR	Denver Broncos	0	7	0	0	—	7		
HOME	St. Louis Rams	10	3	3	6	—	22	G. Zuerlein (37) (29) (22) (55) (53)	
Team	Qtr	Clock Time	PLAY DESCRIPTION (Extra Point) (Drive Info)					SCORE	
								Visitor	Home
RAMS	1	9:14	G. Zuerlein 37 yd. Field Goal (11-61, 5:46)					0	3
RAMS	1	1:10	K. Britt 63 yd. pass from S. Hill (G. Zuerlein kick) (1-63, 0:08)					0	10
RAMS	2	3:57	G. Zuerlein 29 yd. Field Goal (11-69, 6:55)					0	13
BRONCOS	2	2:22	E. Sanders 42 yd. pass from P. Manning (B. McManus kick) (5-80, 1:35)					7	13
RAMS	3	1:41	G. Zuerlein 22 yd. Field Goal (8-48, 4:07)					7	16
RAMS	4	11:59	G. Zuerlein 55 yd. Field Goal (7-16, 2:56)					7	19
RAMS	4	4:44	G. Zuerlein 53 yd. Field Goal (4-6, 0:39)					7	22
SCORE									
Visitor Home									
0 3									
0 10									
0 13									
7 13									
7 16									
7 19									
7 22									

FINAL INDIVIDUAL STATISTICS																		
Denver Broncos									St. Louis Rams									
RUSHING	ATT	YDS	AVG	LG	TD				RUSHING	ATT	YDS	AVG	LG	TD				
C. Anderson	9	29	3.2	9	0				T. Mason	29	113	3.9	27	0				
P. Manning	1	-1	-1.0	-1	0				T. Austin	2	11	5.5	9	0				
									B. Cunningham	2	7	3.5	6	0				
TOTAL	10	28	2.8	9	0				TOTAL	33	131	4.0	27	0				
PASSING	ATT	CMP	YDS	TKD/YD	TD	LG	IN	Rtg.	PASSING	ATT	CMP	YDS	TKD/YD	TD	LG	IN	Rtg.	
P. Manning	54	34	389	2/20	1	42	2	75.3	S. Hill	29	20	220	3/14	1	63	0	102.7	
TOTAL	54	34	389	2/20	1	42	2	75.3	TOTAL	29	20	220	3/14	1	63	0	102.7	
PASS RECEIVING			NO	YDS	AVG	LG	TD		PASS RECEIVING			NO	YDS	AVG	LG	TD		
C. Anderson			8	86	10.8	21	0		K. Britt			4	128	32.0	63	1		
D. Thomas			7	103	14.7	23	0		B. Cunningham			4	31	7.8	12	0		
E. Sanders			5	102	20.4	42	1		S. Bailey			3	26	8.7	10	0		
J. Tamme			4	31	7.8	10	0		J. Cook			3	19	6.3	9	0		
W. Welker			4	28	7.0	13	0		T. Austin			2	10	5.0	5	0		
A. Caldwell			3	31	10.3	15	0		L. Kendrick			2	5	2.5	8	0		
J. Thomas			2	3	1.5	2	0		T. Mason			1	1	1.0	1	0		
J. Thompson			1	5	5.0	5	0		S. Hill			1	0	0.0	0	0		
TOTAL			34	389	11.4	42	1		TOTAL			20	220	11.0	63	1		
INTERCEPTIONS			NO	YDS	AVG	LG	TD		INTERCEPTIONS			NO	YDS	AVG	LG	TD		
									T. Johnson			1	4	4.0	4	0		
									A. Ogletree			1	0	0.0	0	0		
TOTAL			0	0	0.0	—	0		TOTAL			2	4	2.0	4	0		
PUNTING		NO	YDS	AVG	NET	TB	IN20	LG	PUNTING		NO	YDS	AVG	NET	TB	IN20	LG	
B. Colquitt		5	183	36.6	34.0	0	1	45	J. Hekker		6	260	43.3	43.3	0	4	54	
TOTAL		5	183	36.6	34.0	0	1	60	TOTAL		6	275	43.3	43.3	0	4	54	
PUNT RETURNS		NO	YDS	AVG	FC	LG	TD		PUNT RETURNS		NO	YDS	AVG	FC	LG	TD		
I. Burse		1	0	0.0	5	0	0		T. Austin		2	13	6.5	3	10	0		
RETURNS		1	0	0.0	5	0	0		RETURNS		2	13	6.5	3	10	0		
KICKOFF RETURNS		NO	YDS	AVG	FC	LG	TD		KICKOFF RETURNS		NO	YDS	AVG	FC	LG	TD		
A. Caldwell		2	24	12.0	0	14	0		B. Cunningham		2	49	24.5	0	25	0		
[TOUCHBACK]		5	0	0.0	0	0	0											
RETURNS		2	24	12.0	0	14	0		RETURNS		2	49	24.5	0	25	0		
Denver Broncos	Own			Opp.				Out	St. Louis Rams	Own			Opp.				Out	
FUMBLES	Fum	Lost	Rec.	Yds	TD	FF	Rec.	Yds	TD	Bnds	FUMBLES	Fum	Lost	Rec.	Yds	TD	Bnds	
D. Ware	0	0	0	0	0	1	0	0	0	0	S. Hill	1	0	1	0	0	0	
TOTAL	0	0	0	0	0	1	0	0	0	0	TOTAL	1	0	1	0	0	0	

FINAL TEAM STATISTICS									
	BRONCOS		RAMS			BRONCOS		RAMS	
TOTAL FIRST DOWNS	21	16			FGs - PATs Had Blocked	0-0	0-0		
By Rushing	1	4			Net Punting Average	34.0	43.3		
By Passing	19	12			TOTAL RETURN YARDAGE (Not Including Kickoffs)	0	17		
By Penalty	1	0			No. and Yards Punt Returns	1-0	2-13		
THIRD DOWN EFFICIENCY	4-12-33%	6-17-35%			No. and Yards Kickoff Returns	2-24	2-19		
FOURTH DOWN EFFICIENCY	0-3-0%	0-0-0%			No. and Yards Interception Returns	0-0	0-0		
TOTAL NET YARDS	397	337			PENALTIES Number and Yards	8-62	3-25		
Total Offensive Plays (inc. times thrown passing)	66	65			FUMBLES Number and Lost	0-0	1-6		
Average gain per offensive play	6.0	5.2			TOUCHDOWNS	1	1		
NET YARDS RUSHING	28	131			Rushing	0	0		
Total Rushing Plays	10	33			Passing	1	1		
Average gain per rushing play	2.8	4.0			EXTRA POINTS Made-Attempts	1-1	1-1		
Tackles for a loss-number and yards	0-0	3-5			Kicking Made-Attempts	1-1	1-1		
NET YARDS PASSING	369	206			FIELD GOALS Made-Attempts	0-0	5-5		
Times thrown - yards lost attempting to pass	2-20	3-14			RED ZONE EFFICIENCY	0-0-0%	0-3-0%		
Gross yards passing	389	220			GO TO TD EFFICIENCY	0-0-0%	0-0-0%		
PASS ATTEMPTS-COMPLETIONS-HAD INTERCEPTED	54-34-2	29-20-0			SAFETIES	0	0		
Avg gain per pass play (inc.# thrown passing)	6.6	6.4			FINAL SCORE	7	22		
KICKOFFS Number-In End Zone-Touchbacks	2-2-0	7-5-5			TIME OF POSSESSION	24:10	35:50		
PUNTS Number and Average	5-36.6	6-43.3							
Had Blocked	0	0							



Denver 39, Miami 36

Sunday, Nov. 23, 2014 • 2:25 p.m. MST • Sports Authority Field at Mile High • Denver

WEATHER: Mostly Cloudy, 39°, Wind Gusts to 16, Wind Chill: 35° • **TIME:** 3:10 • **ATTENDANCE:** 76,987

The Denver Broncos scored 22 fourth-quarter points to rally from an 11-point deficit and defeat the Miami Dolphins 39-36 at Sports Authority Field at Mile High in Denver.

Denver utilized its most balanced attack of the season in the win, tallying 249 yards through the air and 201 on the ground.

The Dolphins struck first on their opening drive, as running back Daniel Thomas scored on a 3-yard touchdown run.

The Broncos responded on their next drive with a 38-yard field goal from kicker Brandon McManus.

Miami extended its lead to 14-3 when quarterback Ryan Tannehill took a designed run into the end zone for a 1-yard score.

Denver found the end zone on its next possession when quarterback Peyton Manning hit wide receiver Demaryius Thomas on a 5-yard scoring strike.

Tannehill and the Dolphins offense responded with a 10-play, 87-yard touchdown drive that included three fumbles — all recovered by Miami — and a 10-yard scoring pass from Tannehill to receiver Mike Wallace with less than two minutes remaining in the first half.

The Broncos answered with 14-yard touchdown toss from Manning to Thomas. The 8-play, 80-yard drive, highlighted by a 35-yard diving reception by wide receiver Emmanuel Sanders, cut Miami's lead to 21-17 heading into halftime.

The third quarter began with a pair of Denver special teams miscues. After a 12-play drive by Denver stalled at the Miami 15-yard line, McManus' 33-yard field goal attempt bounced off the right upright.

Miami's next possession ended with a punt, but Denver returner Isaiah Burse fumbled at the Denver 12-yard line. The Dolphins recovered, and four plays later, Tannehill found wide receiver Jarvis Landry for a 5-yard touchdown to extend Miami's lead to 28-17.

Manning again connected with Thomas on a 5-yard touchdown completion early in the fourth quarter, and the Broncos successfully converted the 2-point attempt to trim Miami's lead to 28-25.

Minutes later, Denver drove back into Miami territory. This time, Denver turned to its ground game, and running back C.J. Anderson scampered 10 yards into the end zone to give the Broncos their first lead of the game, 32-28, with 5:01 remaining.

On the third play of the Dolphins' next possession, Tannehill attempted a pass to Landry, but the pass was tipped by Broncos cornerback Chris Harris Jr. and intercepted by safety T.J. Ward, who returned it 37 yards to the Denver 8-yard line. That set up a 2-yard touchdown pass from Manning to wide receiver Wes Welker to give Denver a 39-28 lead.

The Dolphins added another touchdown and a 2-point conversion, but Denver recovered the ensuing onside kick to secure the victory.

Anderson ran for 167 yards and one touchdown on 27 carries, while Manning completed 28-of-35 passes (80.0%) for 257 yards and 4 touchdowns (135.4 rtg.) in the win.

OFFICIALS:

Referee — Jeff Triplette (42); **Umpire** — Butch Hannah (40); **Head Linesman** — John McGrath (5); **Line Judge** — Jeff Bergman (32); **Side Judge** — Boris Cheek (41); **Field Judge** — Alex Kemp (55); **Back Judge** — Steve Freeman (133); **Replay** — Mike Wimmer.

DENVER BRONCOS

OFFENSE

WR 88 D. Thomas
TE 85 V. Green
LT 78 R. Clady
LG 74 O. Franklin
C 64 W. Montgomery
RG 66 M. Ramirez
RT 65 L. Vasquez
TE 71 P. Cornick
WR 10 E. Sanders
QB 18 P. Manning
RB 22 C. Anderson

DEFENSE

LDE 95 D. Wolfe
NT 98 T. Knighton
RDE 97 M. Jackson
SLB 58 V. Miller
MLB 57 L. Barrow
LB 54 B. Marshall
LCB 21 A. Talib
RCB 25 C. Harris Jr.
CB 29 B. Roby
SS 43 T. Ward
FS 26 R. Moore

BRONCOS SUBSTITUTIONS: P 4 B.Colquitt, K 8 B.McManus, WR 12 A.Caldwell, WR 14 C.Latimer, WR 19 I.Burse, RB 27 J.Stewart, S 30 D.Bruton, CB 31 O.Bolden, CB 36 K.Webster, CB 38 Q.Carter, RB 40 J.Thompson, LS 46 A.Brewer, LB 51 T.Davis, LB 52 C.Nelson, LB 53 S.Johnson, LB 55 L.McCray, G 63 B.Garland, WR 83 W.Welker, TE 84 J.Tamme, DT 92 S.Williams, DE 93 Q.Smith, DE 94 D.Ware, DT 96 M.Unrein, **DID NOT PLAY:** QB 17 B.Oswieiler, **INACTIVE:** RB 23 R.Hillman, RB 28 M.Ball, CB 32 T.Carter, T 75 C.Clark, DT 76 M.Austin, T 79 M.Schofield, TE 80 J.Thomas.

MIAMI DOLPHINS

OFFENSE

WR 82 B. Hartline
LT 70 J. James
LG 67 D. Colledge
C 64 S. Satele
RG 51 M. Pouncey
RT 63 D. Thomas
TE 80 D. Sims
WR 11 M. Wallace
QB 17 R. Tannehill
RB 26 L. Miller
WR 14 J. Landry

DEFENSE

LE 91 C. Wake
DT 98 J. Odrick
DT 90 E. Mitchell
RE 50 O. Vernon
CB 27 J. Wilson
LB 55 K. Misi
LB 53 J. Jenkins
CB 21 B. Grimes
CB 22 J. Taylor
S 25 L. Delmas
S 20 R. Jones

DOLPHINS SUBSTITUTIONS: P 2 B.Fields, K 9 C.Sturgis, WR 10 B.Gibson, WR 18 R.Matthews, RB 30 Da.Thomas, RB 33 S.James, RB 34 D.Williams, S 35 W.Aikens, CB 40 L.Rose, S 44 J.Kovacs, LB 52 P.Wheeler, LB 57 J.Tripp, LB 58 C.McCain, G 66 S.Smith, T 74 J.Fox, DE 78 T.Fede, DE 79 D.Shelby, TE 89 G.Hoskins, LS 92 J.Denney, LB 93 J.Trusnik, DT 94 R.Starks, DE 95 D.Jordan, LB 97 K.Sheppard, **DID NOT PLAY:** QB 8 M.Moore, **INACTIVE:** CB 24 C.Finnegan, CB 32 J.Brown, TE 42 C.Clay, LB 36 J.Freemy, G 75 N.Garner, DT 76 A.Johnson, G 77 B.Turner.

		1	2	3	4	OT	TOTAL	FIELD GOALS (made /) missed)
VISITOR	Miami Dolphins	7	14	7	8	—	36	
HOME	Denver Broncos	3	14	0	22	—	39	B. McManus (38) 33RU

Team	Qtr	Clock Time	PLAY DESCRIPTION (Extra Point) (Drive Info)	SCORE Visitor Home
DOLPHINS	1	11:22	Da. Thomas 3 yd. run (C. Sturgis kick) (8-80, 3:39)	7 0
BRONCOS	1	4:10	B. McManus 38 yd. Field Goal	7 3
DOLPHINS	2	12:53	R. Tannehill 1 yd. run (C. Sturgis) (8-47, 3:47)	14 3
BRONCOS	2	7:08	D. Thomas 5 yd. pass from P. Manning (B. McManus kick) (11-77, 5:45)	14 10
DOLPHINS	2	1:54	M. Wallace 10 yd. pass from R. Tannehill (C. Sturgis kick) (10-87, 5:14)	21 10
BRONCOS	2	0:10	D. Thomas 14 yd. pass from P. Manning (B. McManus kick) (8-80, 1:42)	21 17
DOLPHINS	3	2:11	J. Landry 5 yd. pass from R. Tannehill (C. Sturgis kick) (4-12, 1:09)	28 17
BRONCOS	4	14:09	D. Thomas 5 yd. pass from P. Manning (P. Manning-E. Sanders pass) (9-60, 3:02)	28 25
BRONCOS	4	5:01	C. Anderson 10 yd. run (B. McManus kick) (11-70, 6:16)	28 32
BRONCOS	4	3:13	W. Welker 2 yd. pass from P. Manning (B. McManus kick) (2-8, 0:17)	28 39
DOLPHINS	4	1:34	J. Landry 1 yd. pass from R. Tannehill (L. Miller run) (9-84, 1:39)	36 39

Denver Broncos

FINAL TEAM STATISTICS

BRONCOS DEFENSIVE STATISTICS

(Press Box Totals)

289



Denver 29, Kansas City 16

Sunday, Nov. 30, 2014 • 7:32 p.m. CST • Arrowhead Stadium • Kansas City, Mo.

WEATHER: Cloudy, 27°, Wind N 18 mph • **TIME:** 3:05 • **ATTENDANCE:** 76,894

The Denver Broncos used a powerful rushing attack and stingy defense to defeat the Kansas City Chiefs 29-16 in front of a crowd of 76,894 in Arrowhead Stadium in Kansas City.

The victory gave the Broncos their 11th consecutive road win over a division opponent and kept their late-season lead in the AFC west race.

The Broncos, who never trailed in the game, jumped out to a 7-0 lead midway through the first quarter on a 23-yard touchdown pass from Peyton Manning to wide receiver Demaryius Thomas.

Denver followed up with another touchdown minutes later as Manning found running back C.J. Anderson over the middle for a 15-yard scoring strike.

In the first quarter, the Broncos' offense converted 5-of-5 third down attempts, scoring touchdowns on two of them, while the Denver defense limited the Chiefs to negative-10 yards.

After Denver's first drive of the second quarter appeared to end with a quick three-and-out, special teams captain David Bruton Jr. took a direct snap for 13 yards around the left end for a first down. The successful fake punt attempt led to a 22-yard field goal by kicker Connor Barth to extend Denver's advantage to 17-0.

The Chiefs responded on their next possession, moving into Denver territory with an 11-yard carry by running back Jamaal Charles on fourth-and-1 at midfield. Kansas City quarterback Alex Smith connected with tight end Travis Kelce for a gain of 19 yards before a 20-yard touchdown pass to tight end Anthony Fasano cut the deficit to 17-7.

Denver answered with a 24-yard field goal by Barth to give the Broncos a 20-7 halftime lead.

On the opening possession of the second half, Chiefs linebacker Justin Houston sacked Manning, who fumbled the ball, and Kansas City recovered. Denver's defense held the Chiefs to just two yards before kicker Cairo Santos kicked a 39-yard field goal.

On the first play of Kansas City's next drive, Denver defensive end DeMarcus Ware notched the third interception of his career by catching the deflection of a pass from Smith that defensive tackle Terrance Knighton tipped. The turnover led to a 30-yard field goal by Barth, giving Denver a 23-10 lead.

After Barth knocked in a 33-yard field goal at the start of the fourth quarter, Kansas City scored a touchdown on a 12-yard pass from Smith to Charles. The Chiefs' two-point conversion attempt failed, and Barth hit his team record-tying fifth field goal of the night to cap the scoring at 29-16.

Anderson rushed for a career-high 168 yards on 32 carries (5.3 avg.) and added two catches for 17 yards and one touchdown.

Linebacker Von Miller accounted for two of Denver's six sacks in the game.

OFFICIALS:

Referee — Walt Coleman (65); **Umpire** — Bill Schuster (129); **Head Linesman** — Jeff Bergman (32); **Line Judge** — Michael Spanier (90); **Side Judge** — Michael Banks (72); **Field Judge** — Greg Gautreaux (80); **Back Judge** — Rich Martinez (39); **Replay** — Louis Nazzaro.

DENVER BRONCOS

OFFENSE

WR 88	D. Thomas
LT 78	R. Clady
LG 74	O. Franklin
C 64	W. Montgomery
RG 66	M. Ramirez
RT 65	L. Vasquez
TE 85	V. Green
WR 10	E. Sanders
WR 83	W. Welker
QB 18	P. Manning
RB 22	C. Anderson

DEFENSE

LDE 97	D. Wolfe
DT 92	S. Williams
NT 98	T. Knighton
RDE 94	D. Ware
SLB 58	V. Miller
MLB 53	S. Johnson
WLB 54	B. Marshall
LCB 29	B. Roby
RCB 25	C. Harris Jr.
SS 43	T. Ward
FS 26	R. Moore

BRONCOS SUBSTITUTIONS: K 1 C.Barth, P 4 B.Colquitt, WR 12 A.Caldwell, WR 14 C.Latimer, WR 19 I.Burse, RB 27 J.Stewart, S 30 D.Bruton, CB 31 O.Bolden, CB 32 T.Carter, S 38 Q.Carter, RB 40 J.Thompson, LS 46 A.Brewer, LB 51 T.Davis, LB 52 C.Nelson, LB 55 L.McCray, LB 57 L.Barrow, G 63 B.Garland, T 71 P.Cornick, DT 76 M.Austin Jr., TE 84 J.Tamme, DE 93 O. Smith, DT 96 M.Unrein, DE 97 M.Jackson. **DID NOT PLAY:** QB 17 B.Osweller. **INACTIVE:** CB 21 A.Talib, RB 23 R.Hillman, RB 28 M.Ball, CB 36 K.Webster, T 75 C.Clark, T 79 M.Schofield, TE 80 J.Thomas.

KANSAS CITY CHIEFS

OFFENSE

WR 17	D. Avery
LT 75	E. Fisher
LG 72	M. McGlynn
C 61	R. Hudson
RG 73	Z. Fulton
RT 68	R. Harris
TE 80	A. Fasano
WR 82	D. Bowe
WR 13	D. Thomas
QB 11	A. Smith
RB 25	J. Charles

DEFENSE

LDE 96	J. Howard
NT 92	D. Poe
RDE 97	A. Bailey
LOLB 50	J. Houston
LILB 90	J. Mauga
RILB 52	J. Johnson
ROLB 91	T. Hali
LCB 23	P. Gaines
RCB 21	S. Smith
SS 38	R. Parker
FS 39	H. Abdullah

CHIEFS SUBSTITUTIONS: P 2 D.Colquitt, K 5 C.Santos, WR 12 A.Wilson, CB 20 C.Owens, S 24 K.McCray, S 27 K.Coleman, CB 31 M.Cooper, RB 34 K.Davis, RB 35 C.West, FB 42 A.Sherman, LS 43 T.Gafford, S 49 D.Sorensen, LB 51 F.Zombo, LB 53 J.Mays, LB 55 D.Ford, OL 74 J.Linkenbach, OL 79 D.Stephenson, WR 81 J.Avant, WR 85 F.Hammond, TE 87 T.Kelce, DT 94 K.Vickerson, LB/DE 95 J.Martin, DE 99 V.Walker. **DID NOT PLAY:** QB 10 C.Daniel. **INACTIVE:** QB 7 A.Murray, CB 30 J.Fleming, C 64 E.Kush, OL 76 L.Duvernay-Tardif, WR 88 J.Hemingway, TE 89 P.Supermax, DL 98 N.Williams.

		1	2	3	4	OT	TOTAL	FIELD GOALS (made () missed)
VISITOR	Denver Broncos	14	6	3	6	0	29	C. Barth (22) (24) (30) (33) (37)
HOME	Kansas City Chiefs	0	7	3	6	0	16	C. Santos (39)

Team	Qtr	Clock Time	PLAY DESCRIPTION (Extra Point) (Drive Info)	SCORE Visitor Home
BRONCOS	1	8:57	D. Thomas 23 yd. pass from P. Manning (C. Barth kick) (8-74, 4:54)	7 0
BRONCOS	1	1:58	C. Anderson 15 yd. pass from P. Manning (C. Barth kick) (10-48, 4:46)	14 0
BRONCOS	2	7:14	C. Barth 22 yd. Field Goal (15-63, 7:58)	17 0
CHIEFS	2	3:02	A. Fasano 20 yd. pass from A. Smith (C. Santos kick) (7-69, 4:12)	17 7
BRONCOS	2	0:16	C. Barth 24 yd. Field Goal (10-53, 2:46)	20 7
CHIEFS	3	12:43	C. Santos 39 yd. Field Goal (4-2, 1:17)	20 10
BRONCOS	3	6:16	C. Barth 30 yd. Field Goal (4-2, 0:58)	23 10
BRONCOS	4	14:44	C. Barth 33 yd. Field Goal (7-23, 3:06)	26 10
CHIEFS	4	11:46	J. Charles 12 yd. pass from A. Smith (pass failed) (7-62, 2:58)	26 16
BRONCOS	4	7:33	C. Barth 37 yd. Field Goal (9-65, 4:13)	29 16

Final Individual Statistics																					
Denver Broncos										Kansas City Chiefs											
Rushing		Att	Yds	Avg	LG	TD	Rushing				Att		Yds	Avg	LG	TD					
C. Anderson		32	168	5.3	20	0	J. Charles				10	35	3.5	11	0						
J. Thompson		10	39	3.9	17	0	A. Smith				5	6	1.2	5	0						
D. Bruton Jr.		1	13	13.0	13	0															
P. Manning		2	-6	-3.0	-1	0															
TOTAL		45	214	4.8	20	0	TOTAL				15	41	2.7	11	0						
Passing		Att	Cmp	Yds	TD	Rtg	Passing				Att	Cmp	Yds	TD	Rtg						
P. Manning		34	17	179	1/5	2	23	0	85.3	A. Smith				23	15	153	6/43	2	20	1	95.0
TOTAL		34	17	179	1/5	2	23	0	85.3	TOTAL				23	15	153	6/43	2	20	1	95.0
Pass Receiving		NO	YDS	Avg	LG	TD	Pass Receiving				NO	YDS	Avg	LG	TD						
E. Sanders		6	73	12.2	23	0	J. Charles				4	24	6.0	12	1						
D. Thomas		6	63	10.5	23	1	T. Kelce				3	36	12.0	19	0						
C. Anderson		2	17	8.5	15	1	J. Avant				2	30	15.0	19	0						
W. Welker		1	12	12.0	12	0	D. Bowe				2	18	9.0	10	0						
V. Green		1	10	10.0	10	0	D. Thomas				2	5	2.5	5	0						
J. Tamme		1	4	4.0	4	0	D. Avery				1	20	20.0	20	0						
TOTAL		17	179	10.5	23	2	TOTAL				15	153	10.2	20	2						
Interceptions		NO	YDS	Avg	LG	TD	Interceptions				NO	YDS	Avg	LG	TD						
D. Ware		1	3	3.0	3	0															
TOTAL		1	3	3.0	3	0	TOTAL				2	20	10.0	20	0						
Punting		NO	YDS	Avg	NET	TB	IN20	LG	Punting		NO	YDS	Avg	NET	TB	IN20	LG				
B. Colquitt		4	139	34.8	34.8	0	3	48	D. Colquitt		5	218	43.6	35.4	0	0	47				
TOTAL		4	139	34.8	34.8	0	3	48	TOTAL		5	218	43.6	35.4	0	0	47				
Punt Returns		NO	YDS	Avg	FC	LG	TD	Punt Returns		NO	YDS	Avg	FC	LG	TD						
I. Burse		4	41	10.3	0	22	0	D. McCluster		1	0	0.0	0	0	0						
[DOWNED]		1	0	0.0	0	0	0	[OUT OF BOUNDS]		3	0	0.0	0	0	0						
RETURNS		4	41	10.3	0	22	0	RETURNS		1	0	0.0	0	0	0						
Kickoff Returns		NO	YDS	Avg	FC	LG	TD	Kickoff Returns		NO	YDS	Avg	FC	LG	TD						
O. Bolden		3	62	20.7	0	25	0	D. Thomas		4	89	22.3	0	31	0						
C. Latimer		1	14	14.0	0	14	0	K. Davis		3	89	29.7	0	36	0						
TOTAL		4	76	19.0	0	25	0	A. Wilson		1	21	21.0	0	21	0						
RETURNS		4	76	19.0	0	25	0	RETURNS		8	199	24.9	0	36	0						
Denver Broncos		Own		Opp.		Out		Kansas City Chiefs		Own		Opp.		Out							
Fumbles	Fum	Lost	Rec.	Yds	TD	FF	Rec.	Yds	TD	Fumbles	Fum	Lost	Rec.	Yds	TD						
P. Manning	1	1	0	0	0	0	0	0	0	D. Avery	1	1	0	0	0						
R. Moore	0	0	0	0	0	1	0	0	0	M. Cooper	1	1	0	0	0						
O. Bolden	0	0	0	0	0	0	1	0	0	J. Houston	0	0	0	0	0						
B. Roby	0	0	0	0	0	0	1	0	0	K. Coleman	0	0	0	0	0						
TOTAL	1	1	0	0	0	1	2	0	0	TOTAL	2	2	0	0	0						

FINAL TEAM STATISTICS									
	BRONCOS		CHIEFS			BRONCOS		CHIEFS	
TOTAL FIRST DOWNS	21	11	FGs - PATs Had Blocked		0-0	0-0			
By Rushing	9	2	Net Punting Average		34.8	35.4			
By Passing	11	8	TOTAL RETURN YARDAGE (Not Including Kickoffs)		44	0			
By Penalty	1	1	No. and Yards Punt Returns		4-41	1-0			
THIRD DOWN EFFICIENCY	9-21-43%	1-9-11%	No. and Yards Kickoff Returns		4-76	8-199			
FOURTH DOWN EFFICIENCY	2-2-100%	1-2-50%	No. and Yards Interception Returns		1-3	0-0			
TOTAL NET YARDS	388	151	PENALTIES Number and Yards		5-32	5-35			
Total Offensive Plays (inc. times thrown passing)	80	44	FUMBLES Number and Lost		1-1	2-2			
Average gain per offensive play	4.9	3.4	TOUCHDOWNS		2	0			
NET YARDS RUSHING	214	41	Rushing		0	0			
Total Rushing Plays	45	15	Passing		2	2			
Average gain per rushing play	4.8	2.7	EXTRA POINTS Made-Attempts		2-2	1-2			
Tackles for a loss-number and yards	6-15	1-4	Kicking Made-Attempts		2-2	1-1			
NET YARDS PASSING	174	110	Passing Made-Attempts		0-0	0-1			
Times thrown - yards lost attempting to pass	1-5	6-43	FIELD GOALS Made-Attempts		5-5	1-1			
Gross yards passing	179	153	RED ZONE EFFICIENCY		1-7-14%	1-1-100%			
PASS ATTEMPTS-COMPLETIONS-HAD INTERCEPTED	34-17-0	23-15-1	GOAL TO GO EFFICIENCY		0-2-0%	0-0-0%			
Avg gain per pass play (inc # thrown passing)	5.1	3.8	SAFETIES		0	0			
KICKOFFS Number-In End-Zone-Touchbacks	8-0-0	4-2-0	FINAL SCORE		29	16			
PUNTS Number and Average	4-34.8	5-43.6	TIME OF POSSESSION		38:47	21:13			
Had Blocked	0	0							

Broncos Defensive Statistics																	
(Press Box Totals)																	
Player	UT	A	TT	S-YDS	I-YDS	PD	FF	FR	Player	UT	A	TT	S-YDS	I-YDS	PD	FF	FR
T. Ward	6	0	6	1-13	0-0	0	0	0	S. Johnson	2	0	2	0-0	0-0	0	0	0
B. Marshall	5	1	6	1-12	0-0	0	0	0	T. Carter	2	0	2	0-0	0-0	0	0	0
V. Miller	3	0	3	2-11	0-0	1	0	0	R. Moore	1	0	1	0-0	0-0	0	1	0
D. Ware	3	0	3	1-1	1-3	1	0	0	B. Roby	1	0	1	0-0	0-0	0	0	1
Q. Carter	3	0	3	1-6	0-0	0	0	0	M. Unrein	1	0	1	0-0	0-0	0	0	0
D. Wolfe	2	0	2	0-0	0-0	0	0	0	T. Knighton	0	1	1	0-0	0-0	1	0	0
C. Harris Jr.	2	0	2	0-0	0-0	1	0	0	TEAM TOTALS	31	2	33	6-43	1-3	4	1	1



Denver 24, Buffalo 17

Sunday, Dec. 7, 2014 • 2:05 p.m. MST • Sports Authority Field at Mile High • Denver

WEATHER: Mostly Sunny, 63°, Wind SE 3 mph • TIME: 3:07 • ATTENDANCE: 76,913

The Denver Broncos forced three turnovers and posted four sacks on defense to earn a 24-17 win over the Buffalo Bills in front of 76,913 fans at Sports Authority Field at Mile High Stadium in Denver.

The Bills opened the game with a quick first down, and on the next play, former Broncos quarterback Kyle Orton connected with rookie wide receiver Sammy Watkins on a 13-yard completion. Denver's rookie cornerback Bradley Roby, however, dislodged the ball from Watkins after the reception, and safety Rahim Moore recovered.

After the Broncos were unable to score off the turnover, Denver began its next possession with a 38-yard completion from quarterback Peyton Manning to wide receiver Wes Welker. Anderson capped the drive with four consecutive rushes, including a 6-yard touchdown run to give Denver a 7-0 advantage.

Buffalo answered with a 44-yard field goal early in the second quarter to cut the deficit to 7-3.

The Bills got the ball back moments later when Manning was intercepted by cornerback Corey Graham, but Buffalo was unable to earn points from the Manning misfire.

On their next series, the Broncos marched back down the field using their ground attack. Anderson, wide receiver Emmanuel Sanders and running backs Juwan Thompson and Jeremy Stewart combined for 29 yards on 8 carries before Anderson plowed into the end zone for a 1-yard touchdown.

Denver threatened to score again before halftime, but tight end Jacob Tamme fumbled on the Buffalo 8-yard line. The Bills recovered and ran out the clock, giving Denver a 14-3 halftime lead.

The Broncos scored quickly on their first possession of the second half. Thompson notched the longest rushing play of the season for Denver when he jaunted 47 yards on a third-and-1 play. After a 21-yard completion from Manning to Welker, Anderson notched his third rushing score of the game on a 3-yard run.

The next three possessions in the game ended with interceptions. Orton was first picked off by Broncos linebacker Brandon Marshall, and four plays later, Manning was intercepted by Bills cornerback Stephon Gilmore. After a 7-play, 55-yard drive put Buffalo in the red zone, Broncos cornerback Chris Harris Jr. snatched a pass from Orton in the end zone.

Harris Jr.'s interception led to a 50-yard field goal by kicker Connor Barth to give Denver its largest lead of the night, 24-3.

Orton led the Bills on two late touchdown drives but Denver recovered an onside kick with less than a minute remaining to preserve the win.

Anderson's three touchdowns, which represented a career high, provided Denver all the scoring it needed as Manning's 51-game streak with a touchdown pass came to an end.

OFFICIALS:

Referee — Ronald Torbert (62); **Umpire** — Carl Paganelli (124); **Head Linesman** — Jim Howey (37); **Line Judge** — John Hussey (35); **Side Judge** — Scott Edwards (3); **Field Judge** — Barry Anderson (20); **Back Judge** — Greg Yette (38); **Replay** — Bill Spysksma.

DENVER BRONCOS

OFFENSE

WR 88 D. Thomas
TE 85 V. Green
LT 78 R. Clady
LG 74 O. Franklin
C 64 W. Montgomery
RG 66 M. Ramirez
RT 65 L. Vasquez
TE 71 P. Cornick
WR 10 E. Sanders
QB 18 P. Manning
RB 22 C. Anderson

DEFENSE

LDE 95 D. Wolfe
DT 92 S. Williams
NT 98 T. Knighton
RDE 94 D. Ware
SLB 58 V. Miller
MLB 53 S. Johnson
WLB 54 B. Marshall
LCB 21 A. Talib
RCB 25 C. Harris Jr.
SS 43 T. Ward
FS 26 R. Moore

BRONCOS SUBSTITUTIONS: K 1 C.Barth, P 4 B.Colquitt, K 8 B.McManus, WR 12 A.Caldwell, RB 27 J.Stewart, CB 29 B.Roby, S 30 D.Bruton, CB 31 O.Bolden, CB 32 T.Carter, RB 40 J.Thompson, LS 46 A.Brewer, LB 51 T.Davis, LB 52 C.Nelson, LB 55 L.McCray, LB 57 L.Barrow, G 63 B.Gardland, DT 76 M.Austin, WR 83 W.Welker, TE 84 J.Tamme, DE 93 Q.Smith, DT 96 M.Unrein, DE 97 M.Jackson, **DID NOT PLAY:** QB 17 B.Osweller, TE 80 J.Thomas, **INACTIVE:** WR 14 C.Latimer, RB 23 R.Hillman, RB 28 M.Ball, CB 36 K.Webster, S 38 Q.Carter, T 75 C.Clark, T 79 M.Schofield.

BUFFALO BILLS

OFFENSE

WR 10 R. Woods
LT 77 C. Glenn
LG 60 K. Urbik
C 70 E. Wood
RG 79 E. Pears
RT 66 S. Henderson
TE 48 M. Gray
QB 18 K. Orton
RB 22 F. Jackson
TE 85 L. Smith
WR 14 S. Watkins

DEFENSE

LDE 94 Ma. Williams
DT 95 K. Williams
DT 99 M. Dareus
RDE 55 J. Hughes
WLB 52 P. Brown
MLB 51 B. Spikes
SLB 53 N. Bradham
LCB 20 C. Graham
DS 25 D. Searcy
DS 23 A. Williams
RCB 24 S. Gilmore

BILLS SUBSTITUTIONS: K 2 D.Carpenter, K 4 J.Gay, P 6 C.Schmidt, WR 11 M.Thigpen, WR 15 C.Hogan, RB 26 A.Dixon, S 27 D.Williams, CB 29 R.Cockrell, CB 33 R.Brooks, RB 35 B.Brown, CB 37 N.Robey, LB 54 L.Dean, LB 56 K.Rivers, LB 57 T.Powell, LS 65 G.Sanborn, G 68 C.Richardson, T 75 C.Hairston, WR 81 M.Easley, TE 84 S.Chandler, WR 88 M.Goodwin, DE 91 M.Lawson, DT 96 S.Charles, DT 97 C.Bryant, **DID NOT PLAY:** QB 3 E.Manuel, **INACTIVE:** WR 19 M.Williams, S 30 B.Rambo, FB 38 F.Summers, LB 58 R.Johnson, T 71 C.Kouandjio, TE 89 C.Gragg, DE 92 J.Wynn.

		1	2	3	4	OT	TOTAL	FIELD GOALS (made () missed)	
VISITOR	Buffalo Bills	0	3	0	14	0	17	D. Carpenter (44)	
HOME	Denver Broncos	7	7	10	0	0	24	C. Barth (50)	

Team	Qtr	Clock Time	PLAY DESCRIPTION (Extra Point) (Drive Info)	SCORE Visitor	Home
BRONCOS	1	2:43	C. Anderson 6 yd. run (C. Barth kick) (5-61, 2:52)	0	7
BILLS	2	11:51	D. Carpenter 44 yd. Field Goal (12-55, 5:52)	3	7
BRONCOS	2	3:26	C. Anderson 1 yd. run (C. Barth kick) (10-60, 5:27)	3	14
BRONCOS	3	12:01	C. Anderson 3 yd. run (C. Barth kick) (5-80, 2:59)	3	21
BRONCOS	3	1:07	C. Barth 50 yd. Field Goal (8-28, 3:49)	3	24
BILLS	4	10:46	C. Hogan 14 yd. pass from K. Orton (D. Carpenter kick) (13-80, 5:21)	10	24
BILLS	4	0:55	K. Orton 1 yd. run (D. Carpenter kick) (17-90, 3:25)	17	24

FINAL INDIVIDUAL STATISTICS

Buffalo Bills										Denver Broncos									
RUSHING	ATT	YDS	AVG	LG	TD	RUSHING	ATT	YDS	AVG	LG	TD								
F. Jackson	8	35	4.4	12	0	J. Thompson	4	63	15.8	47	0								
A. Dixon	3	15	5.0	11	0	C. Anderson	21	58	2.8	10	3								
M. Goodwin	1	12	12.0	12	0	E. Sanders	1	13	13.0	13	0								
B. Brown	3	11	3.7	7	0	J. Stewart	1	1	1.0	1	0								
K. Orton	1	1	1.0	1	1	P. Manning	3	-1	-0.3	0	0								
TOTAL	16	74	4.6	12	1	TOTAL	29	133	4.6	47	3								
PASSING	ATT	CMP	YDS	TKD/ YD	TD	LG	IN	Rtg.	PASSING	ATT	CMP	YDS	TKD/ YD	TD	LG	IN	Rtg.		
K. Orton	57	38	355	4/14	1	35	2	74.8	P. Manning	20	14	173	0/0	0	38	2	56.9		
TOTAL	57	38	355	4/14	1	35	2	74.8	TOTAL	20	14	173	0/0	0	38	2	56.9		
PASS RECEIVING	NO	YDS	AVG	LG	TD	PASS RECEIVING	NO	YDS	AVG	LG	TD								
F. Jackson	10	37	3.7	12	0	W. Welker	6	82	13.7	38	0								
S. Chandler	8	81	10.1	23	0	E. Sanders	4	56	14.0	37	0								
S. Watkins	7	127	18.1	35	0	D. Thomas	2	11	5.5	6	0								
C. Hogan	7	54	7.7	14	1	J. Thompson	1	14	14.0	14	0								
R. Woods	3	36	12.0	17	0	J. Tammie	1	10	10.0	10	0								
B. Brown	2	14	7.0	9	0														
L. Smith	1	6	6.0	6	0														
TOTAL	38	355	9.3	35	1	TOTAL	14	173	12.4	38	0								
INTERCEPTIONS	NO	YDS	AVG	LG	TD	INTERCEPTIONS	NO	YDS	AVG	LG	TD								
C. Graham	1	30	30.0	30	0	C. Harris	1	38	38.0	38	0								
S. Gilmore	1	27	27.0	27	0	B. Marshall	1	0	0.0	0	0								
TOTAL	2	57	28.5	30	0	TOTAL	1	38	38.0	38	0								
PUNTING	NO	YDS	AVG	NET	TB	IN20	LG	PUNTING	NO	YDS	AVG	NET	TB	IN20	LG				
C. Schmidt	3	102	34.0	31.7	0	0	48	B. Colquitt	3	149	49.7	43.0	1	2	53				
TOTAL	3	102	34.0	31.7	0	0	48	TOTAL	2	65	49.7	43.0	1	2	53				
PUNT RETURNS	NO	YDS	AVG	FC	LG	TD	PUNT RETURNS	NO	YDS	AVG	FC	LG	TD						
[DOWNED]	2	0	0.0	0	0	0	W. Welker	1	7	7.0	0	7	0						
[TOUCHBACK]	1	0	0.0	0	0	0	[OUT OF BOUNDS]	2	0	0.0	0	0	0						
RETURNS	0	0	0.0	0	0	0	RETURNS	1	7	7.0	0	7	0						
KICKOFF RETURNS	NO	YDS	AVG	FC	LG	TD	KICKOFF RETURNS	NO	YDS	AVG	FC	LG	TD						
M. Thigpen	1	27	27.0	0	27	0	A. Caldwell	1	26	26.0	0	26	0						
[TOUCHBACK]	4	0	0.0	0	0	0	O. Bolden	1	24	24.0	0	24	0						
RETURNS	1	27	27.0	0	27	0	[TOUCHBACK]	1	0	0.0	0	0	0						
RETURNS	1	27	27.0	0	27	0	RETURNS	2	50	25.0	0	26	0						
Buffalo Bills	Fumbles	Fum Lost	Own Rec.	Yds	TD	Opp. Rec.	Yds	TD	Out Bnds	Denver Broncos	Fumbles	Fum Lost	Own Rec.	Yds	TD	Opp. Rec.	Yds	TD	Out Bnds
F. Jackson	1	0	1	0	0	0	0	0	0	J. Tammie	1	1	0	0	0	0	0	0	0
S. Watkins	1	1	0	0	0	0	0	0	0	D. Bruton	0	0	0	0	0	1	0	0	0
D. Williams	0	0	0	0	0	1	0	0	0	B. Roby	0	0	0	0	0	1	0	0	0
C. Graham	0	0	0	0	0	1	0	0	0	R. Moore	0	0	0	0	0	1	0	0	0
TOTAL	2	1	1	0	0	1	1	0	0	TOTAL	1	1	0	0	2	1	0	0	0

FINAL TEAM STATISTICS

	BILLS	BRONCOS		BILLS	BRONCOS
TOTAL FIRST DOWNS	24	15	FGs - PATs Had Blocked	0-0	0-0
By Rushing	6	10	Net Punting Average	31.7	43.0
By Passing	18	3	TOTAL RETURN YARDAGE (Not Including Kickoffs)	57	45
By Penalty	0	2	No. and Yards Punt Returns	0-0	1-7
THIRD DOWN EFFICIENCY	9-16-56%	4-10-40%	No. and Yards Kickoff Returns	1-27	2-50
FOURTH DOWN EFFICIENCY	2-3-67%	0-0-0%	No. and Yards Interception Returns	2-57	2-38
TOTAL NET YARDS	415	306	PENALTIES Number and Yards	11-98	5-45
Total Offensive Plays (inc. times thrown passing)	77	49	FUMBLES Number and Lost	2-1	1-1
Average gain per offensive play	5.4	6.2	TOUCHDOWNS	2	3
NET YARDS RUSHING	74	133	Rushing	1	3
Total Rushing Plays	16	29	Passing	1	0
Average gain per rushing play	4.6	4.6	EXTRA POINTS Made-Attempts	2-2	3-3
Tackles for a loss-number and yards	1-2	2-7	Kicking Made-Attempts	2-2	3-3
NET YARDS PASSING	341	173	FIELD GOALS Made-Attempts	1-1	1-1
Times thrown - yards lost attempting to pass	4-14	0-0	RED ZONE EFFICIENCY	2-3-67%	3-3-100%
Gross yards passing	355	173	GOAL TO GO EFFICIENCY	2-2-100%	3-3-100%
PASS ATTEMPTS-COMPLETIONS-HAD INTERCEPTED	57-38-2	20-14-2	SAFETIES	0	0
Avg gain per pass play (inc.# thrown passing)	5.6	8.7	FINAL SCORE	17	24
KICKOFFS Number-In End Zone-Touchbacks	4-1-1	5-5-4	TIME OF POSSESSION	33:29	26:31
PUNTS Number and Average	3-34.0	3-49.7			
Had Blocked	0	0			

BRONCOS DEFENSIVE STATISTICS

(Press Box Totals)																	
PLAYER	UT	A	TT	S-YDS	I-YDS	PD	FF	FR	PLAYER	UT	A	TT	S-YDS	I-YDS	PD	FF	FR
B. Marshall	9	0	9	0-0	1-0	3	0	0	S. Johnson	1	2	3	0.5-0.5	0-0	0	0	0
D. Bruton	9	0	9	0-0	0-0	1	1	0	V. Miller	2	0	2	1-5	0-0	0	0	0
B. Roby	9	0	9	0-0	0-0	0	1	0	S. Williams	2	0	2	0-0	0-0	0	0	0
M. Jackson	6	0	6	1-6	0-0	0	0	0	M. Austin	1	0	1	0-0	0-0	0	0	0
C. Harris Jr.	5	0	5	1-2	1-38	1	0	0	T. Knighton	0	1	1	0.5-0.5	0-0	0	0	0
T. Ward	5	0	5	0-0	0-0	1	0	0	D. Wolfe	0	1	1	0-0	0-0	0	0	0
A. Talib	3	1	4	0-0	0-0	0	0	0	L. McCray	0	0	0	0-0	0-0	1	0	0
R. Moore	2	1	3	0-0	0-0	0	0	1	TEAM TOTALS	54	6	60	4-14	2-38	7	2	1



Denver 22, San Diego 10

Sunday, Dec. 14, 2014 • 1:05 p.m. PST • Qualcomm Stadium • San Diego

WEATHER: Sunny, 64°, Wind WNW 6 mph • TIME: 3:06 • ATTENDANCE: 68,682

The Denver Broncos clinched their fourth consecutive AFC West Division title with a 22-10 win over the San Diego Chargers in front of 66,682 fans at Qualcomm Stadium in San Diego.

The win gave Denver its 12th consecutive road victory over a division opponent, tying the San Francisco 49ers from 1987-90 for the longest such streak in league history. In clinching the division title, Broncos Head Coach John Fox became just the second head coach in NFL history to win division titles in each of his first four years with a team.

The Broncos struck first midway through the first quarter with 9-play, 68-yard drive that ended with a 19-yard field goal by Connor Barth.

The Chargers' offense went three-and-out on both of its possessions in the opening frame, marking the second time in 2014 that Denver's defense didn't allow a first down in the first quarter.

Denver's offense had another long possession late in the first quarter, but the 12-play, 61-yard drive stalled at the San Diego 8-yard line, resulting in a 26-yard field goal from Barth to extend Denver's lead to 6-0.

The Chargers answered with a long drive of their own on the ensuing possession. Quarterback Philip Rivers went 5-for-6 for 61 yards to move the San Diego to the Denver 15-yard line before penalties on consecutive plays backed up the Chargers to the Denver 36. After a short gain on third-and-31, kicker Nick Novak's 46-yard field goal attempt was blocked by Denver's Derek Wolfe, and San Diego's 13-play drive that consumed over seven minutes of game time ended without a score.

The Broncos responded by driving down to the Chargers' 1-yard line. Three tries from the one, however, were stuffed by San Diego, and Barth booted his second 19-yard field goal of the day.

San Diego's biggest play of the day came with one minute remaining in the first half, as Eddie Royal returned a punt 58 yards to give the Chargers a first-and-10 inside the red zone. Denver's defense stood tall, and San Diego came away with a 30-yard field goal to make the score 9-3 at halftime.

After Novak's third field goal attempt of the game bounced off the left upright midway through the third quarter, Broncos quarterback Peyton Manning found wide receiver Demaryius Thomas on a 28-yard back-shoulder pass for Denver's only touchdown of the day.

Rivers answered with a 5-yard scoring toss to Antonio Gates early in the fourth quarter to cut the Chargers' deficit to 16-10.

Minutes later, Barth kicked a 49-yard field goal to put Denver up 19-10. After an interception by Denver cornerback Aqib Talib, Barth made his fifth and final field goal to give Denver a 22-10 lead.

San Diego's final drive ended when Denver safety Rahim Moore picked off Rivers' pass in the end zone.

OFFICIALS:

Referee — Craig Wrolstad (4); **Umpire** — Roy Ellison (81); **Head Linesman** — Mark Hittner (28); **Line Judge** — Tim Podraza (47); **Side Judge** — Jeff Lamberth (21); **Field Judge** — Doug Rosenbaum (56); **Back Judge** — Lee Dyer (27); **Replay** — Al Hynes.

DENVER BRONCOS

OFFENSE

WR 88 D. Thomas
LT 78 R. Clady
LG 74 O. Franklin
C 64 W. Montgomery
RG 66 M. Ramirez
RT 65 L. Vasquez
TE 75 C. Clark
TE 85 V. Green
WR 10 E. Sanders
QB 18 P. Manning
RB 22 C. Anderson

DEFENSE

LDE 95 D. Wolfe
DT 92 S. Williams
NT 98 T. Knighton
RDE 94 D. Ware
SLB 58 V. Miller
MLB 53 S. Johnson
WLB 54 B. Marshall
LCB 21 A. Talib
RCB 25 C. Harris Jr.
SS 43 T. Ward
FS 26 R. Moore

BRONCOS SUBSTITUTIONS: K 1 C.Barth, P 4 B.Colquitt, K 8 B.McManus, WR 12 A.Caldwell, QB 17 B.Osweller, RB 27 J.Stewart, CB 29 B.Roby, S 30 D.Bruton, CB 31 O.Bolden, CB 32 T.Carter, RB 40 J.Thompson, LS 46 A.Brewer, LB 51 T.Davis, LB 52 C.Nelson, LB 55 L.McGray, LB 57 L.Barrow, LB 59 D.Trevathan, G 63 B.Garland, DT 76 M.Austin, TE 80 J.Thomas, WR 83 W.Welker, DE 86 D.Jones, DE 93 Q.Smith, DE 97 M.Jackson, **INACTIVE:** WR 14 C.Latimer, RB 23 R.Hillman, CB 36 K.Webster, T 71 P.Cornick, T 79 M.Schofield, TE 84 J.Tamme, DT 96 M.Unrein.

SAN DIEGO CHARGERS

OFFENSE

WR 13 K. Allen
LT 77 K. Dunlap
LG 78 C. Rinehart
C 65 C. Watt
RG 63 J. Troutman
RT 76 D. Fluker
OT 69 W. Smith
TE 88 D. Johnson
WR 80 M. Floyd
QB 17 P. Rivers
RB 43 B. Oliver

DEFENSE

RE 91 K. Reyes
NT 90 Ric. Mathews
DT 94 C. Liuget
OLB 59 A. Gachkar
ILB 50 M. Te'o
OLB 93 D. Freaney
LCB 26 B. Flowers
RCB 29 S. Wright
S 37 J. Addae
FS 38 M. Gilchrist
FS 32 E. Weddle

CHARGERS SUBSTITUTIONS: P 1 M.McBriar, K 9 N.Novak, WR-KR 11 E.Royal, WR 16 S.Ajrotutu, CB 20 C.Davis, CB 23 S.Williams, S 25 D.Stuckey, RB 30 R.Brown, RB 34 D.Brown, LS 47 M.Windt, LB 52 R.Walker, ILB 53 K.Conner, ILB 56 D.Butler, OLB 58 T.Williams, DT 72 T.Palepoi, TE 83 J.Phillips, TE 85 A.Gates, DE 91 K.Reyes, OLB 96 J.Johnson, OLB 97 J.Attachou, NT 98 S.Lissemore, **DID NOT PLAY:** QB 10 K.Clemens, C 60 T.Robinson, T 75 J.Sirles, **INACTIVE:** P 5 M.Scifres, WR 15 D.Inman, RB 24 Ry.Mathews, DT 71 D.Square, TE 89 L.Green, NT 92 R.Carrethers, OLB 99 C.Law.

		1	2	3	4	OT	TOTAL	FIELD GOALS (made () missed)		
VISITOR	Denver Broncos	3	6	7	6	0	22	C. Barth (19) (26) (19) (49) (44)		
HOME	San Diego Chargers	0	3	0	7	0	10	N. Novak 46B (30) 37LU		
Team	Qtr	Clock Time	PLAY DESCRIPTION (Extra Point) (Drive Info)	SCORE						
				Visitor	Home					
BRONCOS	1	6:55	C. Barth 19 yd. Field Goal (9-68, 3:51)	3	0					
BRONCOS	2	14:21	C. Barth 26 yd. Field Goal (12-61, 6:06)	6	0					
BRONCOS	2	1:50	C. Barth 19 yd. Field Goal (11-63, 5:08)	9	0					
CHARGERS	2	0:10	N. Novak 30 yd. Field Goal (4-5, 0:40)	9	3					
BRONCOS	3	0:31	D. Thomas 28 yd. pass from P. Manning (C. Barth kick) (7-73, 4:01)	16	3					
CHARGERS	4	10:13	A. Gates 5 yd. pass from P. Rivers (N. Novak kick) (11-80, 5:18)	16	10					
BRONCOS	4	4:53	C. Barth 49 yd. Field Goal (10-57, 5:20)	19	10					
BRONCOS	4	3:56	C. Barth 44 yd. Field Goal (4-8, 0:20)	22	10					

FINAL INDIVIDUAL STATISTICS

Denver Broncos										San Diego Chargers											
RUSHING	ATT	YDS	AVG	LG	TD	RUSHING	ATT	YDS	AVG	LG	TD										
C. Anderson	29	85	2.9	9	0	B. Oliver	12	26	2.2	11	0										
J. Stewart	2	16	8.0	16	0	D. Brown	5	18	3.6	7	0										
J. Thompson	4	14	3.5	8	0	R. Brown	2	9	4.5	8	0										
B. Osweiler	1	1	-1.0	-1	0	P. Rivers	1	3	3.0	3	0										
P. Manning	3	-3	-1.0	-1	0																
TOTAL	39	111	2.8	16	0	TOTAL	20	56	2.8	11	0										
PASSING	ATT	CMP	YDS	TKD/ YD	TD	LG	IN	Rtg.	PASSING	ATT	CMP	YDS	TKD/ YD	TD	LG	IN	Rtg.				
P. Manning	20	14	233	1/7	1	36	0	125.6	P. Rivers	41	24	232	0/0	1	20	2	62.2				
B. Osweiler	2	0	0	0/0	0	0	0	39.6													
TOTAL	22	14	233	1/7	1	36	0	114.4	TOTAL	41	24	232	0/0	1	20	2	62.2				
PASS RECEIVING			NO	YDS	AVG	LG	TD	PASS RECEIVING				NO	YDS	AVG	LG	TD					
D. Thomas			6	123	20.5	36	1	A. Gates			6	54	9.0	15	1						
E. Sanders			3	53	17.7	33	0	B. Oliver			4	44	11.0	17	0						
W. Welker			2	16	8.0	11	0	D. Brown			4	38	9.5	17	0						
C. Anderson			2	11	5.5	8	0	M. Floyd			3	34	11.3	17	0						
J. Thomas			1	30	30.0	30	0	E. Royal			3	27	9.0	20	0						
								K. Allen			3	18	6.0	7	0						
								S. Ajirotutu			1	17	17.0	17	0						
TOTAL			14	233	16.6	36	1	TOTAL			24	232	9.7	20	1						
INTERCEPTIONS			NO	YDS	AVG	LG	TD	INTERCEPTIONS			NO	YDS	AVG	LG	TD						
R. Moore			1	19	19.0	19	0														
A. Talib			1	4	4.0	4	0														
TOTAL			2	23	11.5	19	0	TOTAL			0	0	0.0	—	0						
PUNTING	NO	YDS	AVG	NET	TB	IN20	LG	PUNTING	NO	YDS	AVG	NET	TB	IN20	LG						
B. Colquitt	3	121	40.3	20.0	0	0	51	M. McBriar	4	199	49.8	43.0	0	0	54						
TOTAL	3	126	40.3	20.0	0	0	51	TOTAL	4	199	49.8	43.0	0	0	54						
PUNT RETURNS	NO	YDS	AVG	FC	LG	TD	PUNT RETURNS	NO	YDS	AVG	FC	LG	TD								
W. Welker	2	16	8.0	0	11	0	E. Royal	1	58	58.0	1	58	0								
E. Sanders	1	11	11.0	1	11	0	K. Allen	1	3	3.0	0	3	0								
RETURNS	3	27	9.0	1	11	0	RETURNS	2	61	30.5	1	58	0								
KICKOFF RETURNS	NO	YDS	AVG	FC	LG	TD	KICKOFF RETURNS	NO	YDS	AVG	FC	LG	TD								
O. Bolden	2	53	26.5	0	33	0	C. Davis	2	47	23.5	0	26	0								
M. Austin	1	12	12.0	0	12	0	[TOUCHBACK]	5	0	0.0	0	0	0								
RETURNS	3	65	21.7	0	33	0	RETURNS	2	47	23.5	0	26	0								
Denver Broncos	Own			Opp.			Out			San Diego Chargers	Own			Opp.			Out				
FUMBLES	Fum	Lost	Rec.	Yds	TD	FF	Rec.	Yds	TD	Bnds	FUMBLES	Fum	Lost	Rec.	Yds	TD	FF	Rec.	Yds	TD	Bnds
P. Manning	1	0	0	0	0	0	0	0	0	0	M. Ingram	0	0	0	0	0	0	0	0	0	0
R. Clady	0	0	1	-2	0	0	0	0	0	0											
TOTAL	1	0	1	-2	0	0	0	0	0	0	TOTAL	0	0	0	0	0	0	0	0	0	0

FINAL TEAM STATISTICS


	BRONCOS	CHARGERS		BRONCOS	CHARGERS
TOTAL FIRST DOWNS	18	20	FGs - PATs Had Blocked	0-0	1-0
By Rushing	4	3	Net Punting Average	20.0	43.0
By Passing	10	13	TOTAL RETURN YARDAGE (Not Including Kickoffs)	50	61
By Penalty	4	4	No. and Yards Punt Returns	3-27	2-61
THIRD DOWN EFFICIENCY	3-12-25%	6-13-46%	No. and Yards Kickoff Returns	3-65	2-47
FOURTH DOWN EFFICIENCY	0-0-0%	0-0-0%	No. and Yards Interception Returns	2-23	0-0
TOTAL NET YARDS	337	288	PENALTIES Number and Yards	7-71	8-65
Total Offensive Plays (inc. times thrown passing)	62	61	FUMBLES Number and Lost	1-0	0-0
Average gain per offensive play	5.4	4.7	TOUCHDOWNS	1	1
NET YARDS RUSHING	111	56	Rushing	0	0
Total Rushing Plays	39	20	Passing	1-1	1-1
Average gain per rushing play	2.8	2.8	EXTRA POINTS Made-Attempts	1-1	1-1
Tackles for a loss-number and yards	2-6	3-7	Kicking Made-Attempts	1-1	1-1
NET YARDS PASSING	226	232	FIELD GOALS Made-Attempts	5-5	1-3
Times thrown - yards lost attempting to pass	1-7	0-0	RED ZONE EFFICIENCY	0-3-0%	1-5-20%
Gross yards passing	233	232	GOAL TO GO EFFICIENCY	0-2-0%	1-2-5%
PASS ATTEMPTS-COMPLETIONS-HAD INTERCEPTED	22-14-2	41-24-2	SAFETIES	0	0
Avg gain per pass play (inc.# thrown passing)	9.8	5.7	FINAL SCORE	22	10
KICKOFFS Number-In End Zone-Touchbacks	7-7-5	3-0-0	TIME OF POSSESSION	32:44	27:16
PUNTS Number and Average	3-40.3	4-49.8			
Had Blocked	0	0			

BRONCOS DEFENSIVE STATISTICS

(Press Box Totals)

PLAYER	UT	A	TT	S-YDS	I-YDS	PD	FF	FR	PLAYER	UT	A	TT	S-YDS	I-YDS	PD	FF	FR
A. Talib	7	1	8	0-0	1-4	3	0	0	M. Jackson	2	0	2	0-0	0-0	2	0	0
T. Ward	6	0	6	0-0	0-0	0	0	0	R. Moore	2	0	2	0-0	1-19	1	0	0
C. Harris	4	0	4	0-0	0-0	1	0	0	S. Johnson	2	0	2	0-0	0-0	0	0	0
B. Roby	4	0	4	0-0	0-0	1	0	0	T. Knighton	1	1	2	0-0	0-0	0	0	0
B. Marshall	3	1	4	0-0	0-0	0	0	0	S. Williams	1	0	1	0-0	0-0	0	0	0
D. Trevathan	3	1	4	0-0	0-0	0	0	0	D. Ware	1	0	1	0-0	0-0	0	0	0
V. Miller	3	1	4	0-0	0-0	0	0	0	Q. Smith	1	0	1	0-0	0-0	0	0	0
T. Davis	1	3	4	0-0	0-0	0	0	0	M. Austin	0	1	1	0-0	0-0	0	0	0
D. Bruton	2	1	3	0-0	0-0	0	0	0	TEAM TOTALS	43	10	53	0-0	2-23	7	0	0



Cincinnati 37, Denver 28

Monday, Dec. 22, 2014 • 8:30 p.m. EST • Paul Brown Stadium • Cincinnati

WEATHER: Cloudy, 47°, Wind N 8 mph • **TIME:** 3:20 • **ATTENDANCE:** 66,107

The Cincinnati Bengals used a 10-point fourth quarter to rally to defeat the Denver Broncos 37-28 in a back-and-forth *Monday Night Football* matchup at Paul Brown Stadium in Cincinnati.

The Bengals picked off three fourth-quarter passes from Denver quarterback Peyton Manning, including one that cornerback Dre Kirkpatrick returned for a 30-yard score to seal the victory and cement a playoff birth for Cincinnati.

Cornerback Aqib Talib started the scoring for Denver by intercepting a pass from Bengals quarterback Andy Dalton and returning it 33 yards for a touchdown.

On the first play of the next drive, Cincinnati running back Jeremy Hill broke an attempted tackle behind the line of scrimmage before breaking away for an 85-yard touchdown to tie the game.

The Bengals would take a 10-7 lead early in the second quarter on a 37-yard field goal from kicker Mike Nugent.

Denver's first possession of the second quarter ended on the second play, as Bengals safety Reggie Nelson notched an interception on a pass intended for tight end Julius Thomas. Four plays later, quarterback Andy Dalton connected with tight end Jermaine Gresham for a 2-yard scoring toss to give Cincinnati a 17-7 lead.

Nugent added a 49-yard field goal to his stat sheet with 1:08 remaining in the first half. After a quick drive by the Broncos ended with a missed field goal off the foot of Connor Barth, the Bengals held a 20-7 advantage at the half.

Denver opened the third quarter with a 77-yard kickoff return by Omar Bolden that set up a 1-yard touchdown run by running back C.J. Anderson.

Cincinnati answered with an 80-yard return by Adam Jones on the ensuing kickoff. That led to a 22-yard touchdown pass from Dalton to running back Giovani Bernard that gave Cincinnati a 27-14 lead.

The Broncos scored again on their next drive as Manning completed 6-of-7 passes on the drive for 68 yards, including a 4-yard scoring strike to wide receiver Emmanuel Sanders.

The Bengals drove deep into Denver territory on their next possession before Broncos linebacker Von Miller snatched the ball away from running back Jeremy Hill. The Broncos took over at their own 9-yard line before an 8-play, 91-yard drive ended with a 5-yard touchdown pass from Manning to Sanders to give Denver a 28-27 lead.

Jones picked off Manning early in the fourth quarter in Denver territory, but a taunting penalty and a stingy Broncos defense kept Cincinnati off the board.

Down two points late in the fourth quarter, the Broncos had a chance to re-take the lead before Kirkpatrick's two interceptions kept Denver off the scoreboard for the remainder of the game.

OFFICIALS:

Referee — Bill Vinovich (52); **Umpire** — Paul King (121); **Head Linesman** — Phil McKinney (10); **Line Judge** — Rusty Baynes (59); **Side Judge** — Jimmy DeBell (58); **Field Judge** — John Jenkins (117); **Back Judge** — Jim Quirk (63); **Replay** — Dale Hamer.

DENVER BRONCOS

OFFENSE

WR 88 D. Thomas
LT 78 R. Clady
LG 74 O. Franklin
C 64 W. Montgomery
RG 66 M. Ramirez
RT 65 L. Vasquez
TE 75 C. Clark
TE 85 V. Green
WR 10 E. Sanders
QB 18 P. Manning
RB 22 C. Anderson

DEFENSE

LDE 95 D. Wolfe
DT 97 M. Jackson
NT 98 T. Knighton
RDE 94 D. Ware
SLB 58 V. Miller
MLB 53 S. Johnson
WLB 54 B. Marshall
LCB 21 A. Talib
RCB 25 C. Harris Jr.
SS 43 T. Ward
FS 26 R. Moore

BRONCOS SUBSTITUTIONS: K 1 C.Barth, P 4 B.Colquitt, K 8 B.McManus, WR 12 A.Caldwell, WR 14 C.Latimer, S 20 J.Bush, RB 27 J.Stewart, CB 29 B.Roby, S 30 D.Bruton, CB 31 O.Bolden, CB 36 K.Webster, RB 40 J.Thompson, LS 46 A.Brewer, LB 52 C.Nelson, LB 55 L.McCray, LB 57 L.Barrow, G 63 B.Garland, DT 76 M.Austin, TE 80 J.Thomas, WR 83 W.Welker, TE 84 J.Tamme, DT 92 S.Williams, DT 96 M.Unrein. **DID NOT PLAY:** QB 17 B.Oswieiler. **INACTIVE:** RB 23 R.Hillman, CB 32 T.Carter, LB 54 B.Marshall, T 71 P.Cornick, T 79 M.Schofield, TE 86 D.Jones, DE 93 Q.Smith.

CINCINNATI BENGALS

OFFENSE

WR 18 A. Green
LT 77 A. Whitworth
LG 65 C. Bolding
C 61 R. Bodine
RG 68 K. Zeitlet
RT 73 E. Winston
TE 84 J. Gresham
H-B 89 R. Hewitt
WR 12 M. Sanu
QB 14 A. Dalton
RB 32 J. Hill

DEFENSE

LDE 96 C. Dunlap
NT 94 D. Peko
DT 97 G. Atkins
RDE 95 W. Gilberry
SLB 53 M. Flowers
MLB 58 R. Maulaluga
WLB 57 V. Rey
LCB 23 T. Newman
RCB 29 L. Hall
SS 43 G. Iloka
FS 20 R. Nelson

BENGALS SUBSTITUTIONS: K 2 M.Nugent, P 10 K.Huber, WR 11 D.Sanzenbacher, WR 19 B.Tate, CB 21 D.Dennard, CB 24 A.Jones, HB 25 G.Bernard, S 26 T.Mays, CB 27 D.Kirkpatrick, HB 30 C.Peerman, HB 33 R.Burkhead, S 36 S.Williams, LS 46 C.Harris, LB 52 N.Johnson, LB 56 C.Carter, G 67 M.Pollak, OT 74 M.Newhouse, TE 83 K.Brock, DE 91 R. Geathers, DE 93 W.Clarke, DT 98 B.Thompson, DE 99 M.Hunt. **DID NOT PLAY:** QB 17 J.Campbell, C 60 T.Johnson. **INACTIVE:** QB 5 A.McCarron, CB 37 C.Lewis-Harris, LB 59 E.Lamur, G 72 T.Hawkinson, DT 75 D.Still, WR 86 J.Wright, WR 88 G.Little.

		1	2	3	4	OT	TOTAL	FIELD GOALS (made () missed)	
VISITOR	Denver Broncos	7	0	21	0	0	28		C. Barth 49WL
HOME	Cincinnati Bengals	7	13	7	10	0	37		M. Nugent (37) (49) (23)

Team	Qtr	Clock Time	PLAY DESCRIPTION (Extra Point) (Drive Info)	SCORE Visitor Home
BRONCOS	1	10:32	A. Talib 33 yd. interception return (C. Barth kick)	7 0
BENGALS	1	10:09	J. Hill 85 yd. run (M. Nugent kick) (1-85, 0:23)	7 7
BENGALS	2	10:23	M. Nugent 37 yd. Field Goal (10-26, 5:23)	7 10
BENGALS	2	8:01	J. Gresham 2 yd. pass from A. Dalton (M. Nugent kick) (4-22, 1:54)	7 17
BENGALS	2	1:03	M. Nugent 49 yd. Field Goal (10-54, 3:27)	7 20
BRONCOS	3	14:12	C. Anderson 1 yd. run (C. Barth kick) (3-21, 0:48)	14 20
BENGALS	3	12:35	G. Bernard 22 yd. pass from A. Dalton (M. Nugent) (3-27, 1:37)	14 27
BRONCOS	3	9:08	E. Sanders 4 yd. pass from P. Manning (C. Barth kick) (9-28, 0:45)	21 27
BRONCOS	3	1:29	E. Sanders 5 yd. pass from P. Manning (C. Barth kick) (8-91, 3:31)	28 27
BENGALS	4	7:49	M. Nugent 23 yd. Field Goal (4-7, 1:54)	28 30
BENGALS	4	2:41	D. Kirkpatrick 30 yd. interception return (M. Nugent kick)	28 37

FINAL INDIVIDUAL STATISTICS																									
Denver Broncos												Cincinnati Bengals													
RUSHING	ATT	YDS	AVG	LG	TD							RUSHING	ATT	YDS	AVG	LG	TD								
C. Anderson	18	83	4.6	27	1							J. Hill	22	147	6.7	85	1								
J. Thompson	1	2	2.0	2	0							G. Bernard	8	36	4.5	23	0								
												A. Dalton	6	25	4.2	10	0								
												D. Sanzenbacher	1	-1	-1.0	-1	0								
TOTAL	18	114	6.3	31	0							TOTAL	37	207	5.6	85									
PASSING	ATT	CMP	YDS	TKD/YD	TD	LG	IN	Rtg.							PASSING	ATT	CMP	YDS	TKD/YD	TD	LG	IN	Rtg.		
P. Manning	44	28	311	2/11	2	46	4	61.8							A. Dalton	26	17	146	0/0	2	22	1	89.6		
TOTAL	44	28	311	2/11	2	46	4	61.8							TOTAL	26	17	146	0/0	2	22	1	89.6		
PASS RECEIVING	NO	YDS	AVG	LG	TD							PASS RECEIVING	NO	YDS	AVG	LG	TD								
C. Anderson	8	55	6.9	20	0							J. Greshman	9	62	6.9	20	1								
D. Thomas	7	115	16.4	46	0							G. Bernard	5	45	9.0	22	1								
E. Sanders	6	70	11.7	33	2							M. Sanu	1	16	16.0	16	0								
W. Welker	4	30	7.5	13	0							B. Tate	1	12	12.0	12	0								
J. Thomas	2	33	16.5	26	0							D. Sanzenbacher	1	11	11.0	11	0								
J. Tamme	1	8	8.0	8	0																				
TOTAL	28	311	11.1	46	2							TOTAL	17	146	8.6	22	2								
INTERCEPTIONS	NO	YDS	AVG	LG	TD							INTERCEPTIONS	NO	YDS	AVG	LG	TD								
A. Talib	1	33	33.0	33	1							D. Kirkpatrick	2	30	15.0	30	1								
												A. Jones	1	11	11.0	11	0								
												R. Nelson	1	3	3.0	3	0								
TOTAL	1	33	33.0	33	1							TOTAL	4	44	11.0	30	1								
PUNTING	NO	YDS	AVG	NET	TB	IN20	LG							PUNTING	NO	YDS	AVG	NET	TB	IN20	LG				
B. Colquitt	6	283	47.2	31.8	1	2	54							K. Huber	5	211	42.2	31.4	2	1	51				
TOTAL	6	283	47.2	31.8	1	2	54							TOTAL	5	211	42.2	31.4	2	1	51				
PUNT RETURNS	NO	YDS	AVG	FC	LG	TD							PUNT RETURNS	NO	YDS	AVG	FC	LG	TD						
W. Welker	3	14	4.7	0	9	0							A. Jones	2	23	11.5	0	21	0						
[TOUCHBACK]	2	0	0.0	0	0	0							B. Tate	1	49	49.0	0	49	0						
													[DOWNED]	1	0	0.0	0	0	0						
													[OUT OF BOUNDS]	1	0	0.0	0	0	0						
													[TOUCHBACKS]	1	0	0.0	0	0	0						
RETURNS	3	14	4.7	0	9	0							RETURNS	3	72	24.0	0	49	0						
KICKOFF RETURNS	NO	YDS	AVG	FC	LG	TD							KICKOFF RETURNS	NO	YDS	AVG	FC	LG	TD						
O. Bolden	2	102	51.0	0	77	0							A. Jones	3	134	44.7	0	80	0						
E. Sanders	1	19	19.0	0	19	0							[TOUCHBACK]	2	0	0.0	0	0	0						
[TOUCHBACK]	5	0	0.0	0	0	0																			
RETURNS	3	121	40.3	0	77	0							RETURNS	3	134	44.7	0	80	0						
Denver Broncos	Fumbles		Own Rec.		Yds	TD	FF	Rec.	Yds	TD	Bnds	Out	Cincinnati Bengals	Fumbles		Own Rec.		Yds	TD	FF	Rec.	Yds	TD	Bnds	Out
D. Bruton	0	0	0	0	0	0	1	0	0	0	0	0	J. Gresham	1	0	0	0	0	0	0	0	0	0	0	
V. Miller	0	0	0	0	0	0	1	1	2	0	0	0	J. Hill	1	1	0	0	0	0	0	0	0	0	0	
													C. Boling	0	0	1	0	0	0	0	0	0	0	0	
TOTAL	0	0	0	0	0	0	2	1	2	0	0	0	TOTAL	2	1	1	0	0	0	0	0	0	0	0	

FINAL TEAM STATISTICS									
	BRONCOS		BENGALS			BRONCOS		BENGALS	
TOTAL FIRST DOWNS	22	20	FGs - PATs Had Blocked	0-0	0-0				
By Rushing	6	10	Net Punting Average	31.8	31.4				
By Passing	15	8	TOTAL RETURN YARDAGE (Not Including Kickoffs)	47	116				
By Penalty	1	2	No. and Yards Punt Returns	3-14	3-72				
THIRD DOWN EFFICIENCY	5-12-42%	2-11-18%	No. and Yards Kickoff Returns	3-121	3-134				
FOURTH DOWN EFFICIENCY	0-0-0%	1-1-100%	No. and Yards Interception Returns	1-33	4-44				
TOTAL NET YARDS	385	353	PENALTIES Number and Yards	6-72	7-45				
Total Offensive Plays (inc. times thrown passing)	65	63	FUMBLES Number and Lost	0-0	2-1				
Average gain per offensive play	5.9	5.6	TOUCHDOWNS	4	4				
NET YARDS RUSHING	85	207	Rushing	1	1				
Total Rushing Plays	19	37	Passing	2	2				
Average gain per rushing play	4.5	5.6	Interception	1	1				
Tackles for a loss-number and yards	3-9	5-11	EXTRA POINTS Made-Attempts	4-4	4-4				
NET YARDS PASSING	300	146	Kicking Made-Attempts	4-4	4-4				
Times thrown - yards lost attempting to pass	2-11	0-0	FIELD GOALS Made-Attempts	0-1	3-3				
Gross yards passing	311	146	RED ZONE EFFICIENCY	3-4-75%	1-4-25%				
PASS ATTEMPTS-COMPLETIONS-HAD INTERCEPTED	44-28-4	26-17-1	GOAL TO GO EFFICIENCY	3-3-100%	1-2-50%				
Avg gain per pass play (inc.# thrown passing)	6.5	5.6	SAFETIES	0	0				
KICKOFFS Number-In End Zone-Touchbacks	5-5-2	8-6-5	FINAL SCORE	28	37				
PUNTS Number and Average	6-47.2	5-42.2	TIME OF POSSESSION	28:22	31:38				
Had Blocked	0	0							



Denver 47, Oakland 14

Sunday, Dec. 28, 2014 • 2:25 p.m. MST • Sports Authority Field at Mile High • Denver

WEATHER: Partly Cloudy, 40°, Wind NE 7 mph • TIME: 3:18 • ATTENDANCE: 76,929

The Denver Broncos clinched the No. 2 seed in the AFC and a first-round bye in the playoffs with a 47-14 victory over the Oakland Raiders at Sports Authority Field at Mile High in Denver.

The win gave Denver its third perfect divisional record and sixth unblemished home record in team history.

Denver jumped out to a 10-0 lead early after a 49-yard field goal by kicker Connor Barth and an 11-yard touchdown run by running back C.J. Anderson.

The Raiders' first score of the day came when Justin Tuck knocked down a lateral pass from Broncos quarterback Peyton Manning to wide receiver Emmanuel Sanders, and Oakland cornerback Keith McGill recovered the loose ball and returned it 18 yards for a touchdown.

On Denver's next drive, Manning connected with Sanders and wide receiver Demaryius Thomas on completions of 31 and 23 yards, respectively, to set up a 1-yard touchdown run by Anderson.

Barth added a 36-yard field goal as the first half came to a close to give the Broncos a 20-7 advantage at halftime.

Denver's Omar Bolden returned the opening kickoff of the second half 76 yards to the Oakland 30-yard line. The Broncos turned to Anderson again, as he rattled off a 5-yard run before a 25-yard touchdown scamper to extend Denver's lead to 27-7.

Oakland responded with a 10-play, 80-yard touchdown drive, highlighted by a 46-yard completion from quarterback Derek Carr to running back Latavius Murray. Carr capped the possession with a 1-yard scoring toss to fullback Jamize Olawale to make the score 27-14.

Denver drove back down the field on their ensuing possession before settling for a 35-yard field goal.

Barth booted his fourth field goal of the game on the Broncos' opening drive of the fourth quarter to give Denver a 33-14 advantage.

With 4:59 remaining in the game, Denver linebacker Lereatee McCray sacked Carr and forced the rookie quarterback to fumble. Broncos cornerback Tony Carter recovered and ran 20 yards into the end zone for another Denver touchdown.

With a 40-14 lead, backup quarterback Brock Osweiler took control of the Denver offense and completed a 38-yard pass to tight end Virgil Green. Three plays later, Osweiler found Green again for a 1-yard touchdown pass, giving Denver a 47-14 advantage.

Thomas finished with eight receptions for 115 yards to give him 1,619 receiving yards on the season—a new Broncos single-season record.

Rookie linebacker Todd Davis led Denver with six tackles (5 solo) and was one of four Broncos with multiple passes defended against the Raiders.

OFFICIALS:

Referee — Clete Blakeman (34); **Umpire** — Ruben Fowler (71); **Head Linesman** — Tony Veteri (36); **Line Judge** — Ron Marinucci (107); **Side Judge** — Rick Patterson (15); **Field Judge** — David Meslow (118); **Back Judge** — Steve Patrick (17); **Replay** — Richard Reels.

DENVER BRONCOS

OFFENSE

WR 88	D. Thomas
LT 78	R. Clady
LG 74	O. Franklin
C 64	W. Montgomery
RG 66	M. Ramirez
RT 65	L. Vasquez
TE 85	V. Green
WR 83	W. Welker
WR 10	E. Sanders
QB 18	P. Manning
RB 22	C. Anderson

DEFENSE

LDE 95	D. Wolfe
DT 97	M. Jackson
NT 98	T. Knighton
RDE 94	D. Ware
SLB 58	V. Miller
MLB 53	S. Johnson
WLB 51	T. Davis
LCB 21	A. Talib
RCB 25	C. Harris Jr.
SS 30	D. Bruton
FS 26	R. Moore

BRONCOS SUBSTITUTIONS: K 1 C.Barth, P 4 B.Colquitt, K 8 B.Manus, WR 12 A.Caldwell, WR 14 C.Latimer, QB 17 B.Osweiler, S 20 J.Bush, RB 23 R.Hillman, RB 27 J.Stewart, CB 29 B.Roby, CB 31 O.Bolden, CB 32 T.Carter, CB 36 K.Webster, LS 46 A.Brewer, LB 52 C.Nelson, LB 55 L.McCray, LB 57 L.Barrow, G 63 B.Garland, T 75 C.Clark, DT 76 M.Austin, TE 80 J.Thomas, TE 84 J.Tamme, DT 92 S.Williams, DE 93 Q.Smith. **INACTIVE:** RB 40 J.Thompson, S 43 T.Ward, LB 54 B.Marshall, T 71 P.Cornick, T 79 M.Schofield, TE 86 D.Jones, DT 96 M.Unrein.

OAKLAND RAIDERS

OFFENSE

WR 85	K. Thompkins
LT 72	D. Penn
LG 66	G. Jackson
C 61	S. Wisniewski
RG 77	A. Howard
RT 69	K. Barnes
TE 81	M. Rivera
WR 18	A. Holmes
QB 4	D. Carr
RB 28	L. Murray
FB 45	M. Reece

DEFENSE

LCB 37	C. Casey
DT 94	A. Smith
NT 78	J. Ellis
LE 91	J. Tuck
WLB 57	R. Armstrong
MLB 56	M. Burris
SLB 52	K. Mack
RCB 39	K. McGill
CB 25	D. Hayden
FS 24	C. Woodson
SS 29	B. Ross

RAIDERS SUBSTITUTIONS: P 7 M.King, QB 8 M.Schaub, K 11 S.Janikowski, WR 12 B.Butler, RB 20 D.McFadden, CB 31 N.Thorpe, RB 34 G.Atkinson, DB 36 R.Dowling, FB/RB 49 J.Olawale, LB 50 S.Hadley, LB 54 B.Filimoeatu, LS 59 J.Condo, G 67 K.Boothe, T 73 M.McCants, T 75 S.Harris, TE 83 S.Simonson, WR 89 J.Jones, DT 90 P.Sims, DT 93 R.Lumpkin, DE 95 B.Mayowa, DE 96 D.Autry, DL 98 C.Wilson. **DID NOT PLAY:** QB 14 M.McGloin, RB 21 M.Jones-Drew. **INACTIVE:** WR 17 D.Moore, WR 19 V.Brown, CB 35 C.Chekwa, CB 38 T.Carrie, G 70 T.Bergstrom, T 71 M.Watson, DT 92 S.McGee.

		1	2	3	4	OT	TOTAL	FIELD GOALS (made () missed)
VISITOR	Oakland Raiders	7	0	7	0	0	14	
HOME	Denver Broncos	10	10	10	17	0	47	C. Barth (49) (36) (35) (21)

Team	Qtr	Clock Time	PLAY DESCRIPTION (Extra Point) (Drive Info)	SCORE Visitor Home
BRONCOS	1	9:40	C. Barth 49 yd. Field Goal (8-23, 3:40)	0 3
BRONCOS	1	5:37	C. Anderson 11 yd. run (C. Barth kick) (4-51, 1:34)	0 10
RAIDERS	1	3:42	K. McGill 18 yd. fumble return (S. Janikowski kick)	7 10
BRONCOS	2	13:08	C. Anderson 1 yd. run (C. Barth kick) (10-80, 5:34)	7 17
BRONCOS	2	0:23	C. Barth 36 yd. Field Goal (9-56, 2:09)	7 20
BRONCOS	3	14:08	C. Anderson 25 yd. run (C. Barth kick) (2-30, 0:52)	7 27
RAIDERS	3	8:55	J. Olawale 1 yd. pass from D. Carr (S. Janikowski kick) (10-80, 5:13)	14 27
BRONCOS	3	5:38	C. Barth 35 yd. Field Goal (8-63, 3:17)	14 30
BRONCOS	4	10:18	C. Barth 21 yd. Field Goal (15-86, 5:59)	14 33
BRONCOS	4	4:48	T. Carter 20 yd. fumble return (C. Barth kick)	14 40
BRONCOS	4	1:56	V. Green 1 yd. pass from B. Osweiler (C. Barth kick) (6-44, 2:24)	14 47

FINAL INDIVIDUAL STATISTICS

Oakland Raiders											Denver Broncos																
RUSHING	ATT	YDS	AVG	LG	TD	RUSHING	ATT	YDS	AVG	LG	TD	RUSHING	ATT	YDS	AVG	LG	TD	RUSHING	ATT	YDS	AVG	LG	TD				
L. Murray	10	37	3.7	8	0	C. Anderson	13	87	6.7	25	3	D. Thomas	8	115	14.4	27	0	J. Stewart	4	5	1.3	5	0				
D. McFadden	4	13	3.3	4	0	R. Hillman	13	56	3.7	13	0	E. Sanders	6	73	12.2	31	0	J. Stewart	4	5	1.3	5	0				
M. Reece	1	11	11.0	11	0	J. Stewart	4	5	1.3	5	0	B. Osweiler	1	-1	-1.0	-1	0	B. Osweiler	1	-1	-1.0	-1	0				
D. Carr	3	6	2.0	5	0	P. Manning	1	-5	-5.0	-5	0	R. Hillman	1	2	2.0	2	0	P. Manning	1	-5	-5.0	-5	0				
TOTAL	18	67	3.7	11	0	TOTAL	20	64	3.2	11	0	TOTAL	20	64	3.2	11	0	TOTAL	20	64	3.2	11	0				
PASSING	ATT	CMP	YDS	TD	LG	INT	Rtg.	PASSING	ATT	CMP	YDS	TD	LG	INT	Rtg.	PASSING	ATT	CMP	YDS	TD	LG	INT	Rtg.				
D. Carr	36	18	158	3/26	1	46	1	59.7	P. Manning	37	21	273	1/3	0	35	0	80.1	B. Osweiler	2	2	39	0/0	1	38	0		
TOTAL	36	18	158	3/26	1	46	1	59.7	TOTAL	39	23	312	1/3	1	38	0	93.1	TOTAL	39	23	312	1/3	1	38	0		
PASS RECEIVING	NO	YDS	AVG	LG	TD	PASS RECEIVING	NO	YDS	AVG	LG	TD	PASS RECEIVING	NO	YDS	AVG	LG	TD	PASS RECEIVING	NO	YDS	AVG	LG	TD				
L. Murray	4	60	15.0	46	0	D. Thomas	8	115	14.4	27	0	E. Sanders	6	73	12.2	31	0	V. Green	3	46	15.3	38	1				
M. Reece	3	30	10.0	14	0	E. Sanders	6	73	12.2	31	0	W. Welker	2	42	21.0	35	0	W. Welker	2	42	21.0	35	0				
M. Rivera	2	26	13.0	14	0	V. Green	3	46	15.3	38	1	C. Anderson	2	20	10.0	15	0	C. Anderson	2	20	10.0	15	0				
J. Jones	2	17	8.5	9	0	W. Welker	2	42	21.0	35	0	C. Latimer	1	14	14.0	14	0	C. Latimer	1	14	14.0	14	0				
A. Holmes	2	10	5.0	7	0	C. Anderson	2	20	10.0	15	0	R. Hillman	1	2	2.0	2	0	R. Hillman	1	2	2.0	2	0				
D. McFadden	2	6	3.0	6	0	C. Latimer	1	14	14.0	14	0	TOTAL	23	312	13.6	38	1	TOTAL	23	312	13.6	38	1				
B. Butler	1	6	6.0	6	0	R. Hillman	1	2	2.0	2	0	TOTAL	23	312	13.6	38	1	TOTAL	23	312	13.6	38	1				
K. Thompkins	1	2	2.0	2	0	TOTAL	23	312	13.6	38	1	TOTAL	23	312	13.6	38	1	TOTAL	23	312	13.6	38	1				
J. Olawale	1	1	1.0	1	1	TOTAL	23	312	13.6	38	1	TOTAL	23	312	13.6	38	1	TOTAL	23	312	13.6	38	1				
TOTAL	18	158	8.8	46	1	TOTAL	23	312	13.6	38	1	TOTAL	23	312	13.6	38	1	TOTAL	23	312	13.6	38	1				
INTERCEPTIONS	NO	YDS	AVG	LG	TD	INTERCEPTIONS	NO	YDS	AVG	LG	TD	INTERCEPTIONS	NO	YDS	AVG	LG	TD	INTERCEPTIONS	NO	YDS	AVG	LG	TD				
TOTAL	0	0	0.0	—	0	J. Bush	1	5	5.0	5	0	J. Bush	1	5	5.0	5	0	J. Bush	1	5	5.0	5	0				
PUNTING	NO	YDS	AVG	NET	TB	IN20	LG	PUNTING	NO	YDS	AVG	NET	TB	IN20	LG	PUNTING	NO	YDS	AVG	NET	TB	IN20	LG				
M. King	9	418	46.4	42.3	0	4	58	B. Colquitt	3	139	46.3	32.0	1	0	56	B. Colquitt	3	139	46.3	32.0	1	0	56				
TOTAL	9	418	46.4	42.3	0	4	58	TOTAL	3	139	46.3	32.0	1	0	56	TOTAL	3	139	46.3	32.0	1	0	56				
PUNT RETURNS	NO	YDS	AVG	FC	LG	TD	PUNT RETURNS	NO	YDS	AVG	FC	LG	TD	PUNT RETURNS	NO	YDS	AVG	FC	LG	TD	PUNT RETURNS	NO	YDS	AVG	FC	LG	TD
C. Woodson	2	23	11.5	0	23	0	W. Welker	5	37	7.4	3	19	0	O. Bolden	1	76	76.0	0	76	0	O. Bolden	1	76	76.0	0	76	0
[TOUCHBACK]	1	0	0.0	0	0	0	[OUT OF BOUNDS]	1	0	0.0	0	0	0	[TOUCHBACK]	2	0	0.0	0	0	0	[TOUCHBACK]	2	0	0.0	0	0	0
RETURNS	2	23	11.5	0	23	0	RETURNS	5	37	7.4	3	19	0	RETURNS	1	76	76.0	0	76	0	RETURNS	1	76	76.0	0	76	0
KICKOFF RETURNS	NO	YDS	AVG	FC	LG	TD	KICKOFF RETURNS	NO	YDS	AVG	FC	LG	TD	KICKOFF RETURNS	NO	YDS	AVG	FC	LG	TD	KICKOFF RETURNS	NO	YDS	AVG	FC	LG	TD
G. Atkinson	3	66	22.0	0	28	0	O. Bolden	1	76	76.0	0	76	0	O. Bolden	1	76	76.0	0	76	0	O. Bolden	1	76	76.0	0	76	0
K. Thompkins	2	37	18.5	0	21	0	[TOUCHBACK]	2	0	0.0	0	0	0	[TOUCHBACK]	2	0	0.0	0	0	0	[TOUCHBACK]	2	0	0.0	0	0	0
[TOUCHBACK]	5	0	0.0	0	0	0	[TOUCHBACK]	2	0	0.0	0	0	0	[TOUCHBACK]	2	0	0.0	0	0	0	[TOUCHBACK]	2	0	0.0	0	0	0
RETURNS	5	103	20.6	0	28	0	RETURNS	1	76	76.0	0	76	0	RETURNS	1	76	76.0	0	76	0	RETURNS	1	76	76.0	0	76	0
Oakland Raiders	Own	Opp.	Out	Own	Opp.	Out	Own	Opp.	Out	Own	Opp.	Out	Own	Opp.	Out	Own	Opp.	Out	Own	Opp.	Out	Own	Opp.	Out			
FUMBLES	Fum	Lost	Rec.	Yds	TD	FF	Rec.	Yds	TD	Bnds	Fum	Lost	Rec.	Yds	TD	FF	Rec.	Yds	TD	Bnds	Fum	Lost	Rec.	Yds	TD	Bnds	
D. Carr	2	1	0	-21	0	0	0	0	0	0	C. Anderson	1	0	0	0	0	0	0	0	0	0	C. Anderson	1	0	0	0	0
D. Penn	0	0	1	0	0	0	0	0	0	0	P. Manning	1	1	0	0	0	0	0	0	0	0	P. Manning	1	1	0	0	0
R. Armstrong	0	0	0	0	0	1	0	0	0	0	W. Welker	0	0	1	0	0	0	0	0	0	0	W. Welker	0	0	1	0	0
J. Tuck	0	0	0	0	0	1	0	0	0	0	L. McCray	0	0	0	0	0	1	0	0	0	0	L. McCray	0	0	0	0	0
K. McGill	0	0	0	0	0	0	1	18	1	0	T. Carter	0	0	0	0	0	0	1	20	1	0	T. Carter	0	0	0	0	0
TOTAL	2	1	1	-21	0	2	1	18	1	0	TOTAL	2	1	1	0	0	1	1	20	1	0	TOTAL	2	1	1	0	0

FINAL TEAM STATISTICS

	RAIDERS	BRONCOS		RAIDERS	BRONCOS
TOTAL FIRST DOWNS	10	25	FGs - PATs Had Blocked	0-0	0-0
By Rushing	3	9	Net Punting Average	42.3	32.0
By Passing	7	13	TOTAL RETURN YARDAGE (Not Including Kickoffs)	23	42
By Penalty	0	3	No. and Yards Punt Returns	2-23	5-37
THIRD DOWN EFFICIENCY	5-15-33%	7-15-47%	No. and Yards Kickoff Returns	5-103	1-76
FOURTH DOWN EFFICIENCY	0-1-0%	1-1-100%	No. and Yards Interception Returns	0-0	1-5
TOTAL NET YARDS	199	451	PENALTIES Number and Yards	9-86	1-16
Total Offensive Plays (inc. times thrown passing)	57	74	FUMBLES Number and Lost	2-1	2-1
Average gain per offensive play	3.5	6.1	TOUCHDOWNS	2	5
NET YARDS RUSHING	67	142	Rushing	0	3
Total Rushing Plays	18	34	Passing	1	1
Average gain per rushing play	3.7	4.2	Fumbles	1	1
Tackles for a loss-number and yards	1-2	3-10	EXTRA POINTS Made-Attempts	2-2	5-5
NET YARDS PASSING	132	309	Kicking Made-Attempts	2-2	5-5
Times thrown - yards lost attempting to pass	3-26	1-3	FIELD GOALS Made-Attempts	0-0	4-4
Gross yards passing	158	312	RED ZONE EFFICIENCY	1-1-100%	3-6-50%
PASS ATTEMPTS-COMPLETIONS-HAD INTERCEPTED	36-18-1	39-23-0	GOAL TO GO EFFICIENCY	1-1-100%	2-3-67%
Avg gain per pass play (inc.# thrown passing)	3.4	7.7	SAFETIES	0	0
KICKOFFS Number-In End Zone-Touchbacks	3-3-2	10-7-5	FINAL SCORE	14	47
PUNTS Number and Average	9-46.4	3-46.3	TIME OF POSSESSION	26:59	33:01
Had Blocked	0	0			

BRONCOS DEFENSIVE STATISTICS

(Press Box Totals)

PLAYER	UT	A	TT	S-YDS	I-YDS	PD	FF	FR	PLAYER	UT	A	TT	S-YDS	I-YDS	PD	FF	FR
T. Davis	5	1	6	0-0	0-0	2	0	0	C. Harris Jr.	1	1	2	0-0	0-0	1	0	0
V. Miller	3	1	4	1-7	0-0	0	0	0	S. Johnson	1	1	2	0-0	0-0	0	0	0
A. Talib	3	1	4	0-0	0-0	0	0	0	T. Carter	1	0	1	0-0	0-0	0	0	0
D. Bruton	3	1	4	0-0	0-0	1	0	0	O. Bolden	1	0	1	0-0	0-0	0	0	0
B. Roby	3	0	3	0-0	0-0	2	0	0	R. Moore	1	0	1	0-0	0-0	0	0	0
D. Ware	3	0	3	0-0	0-0	2	0	0	T. Knighton	1	0	1	0-0	0-0	0	0	0
M. Jackson	2	0	2	0-0	0-0	2	0	0	Q. Smith	0	1	1	0-0	0-0	0	0	0
K. Webster	2	0	2	0-0	0-0	2	0	0	D. Wolfe	0	1	1	0-0	0-0	0	0	0
L. McCray	1	1	2	1-11	0-0	0	1	0	J. Bush	0	0	0	0-0	1-5	1	0	0
C. Nelson	1	1	2	0-0	0-0	1	0	0	TOTAL	32	10	42	3-26	1-5	12	1	1



BRONCOS ALL-TIME DRAFT CHOICES

NUMBER OF DRAFT CHOICES PER SCHOOL

- 19 — Florida
- 14 — Colorado, Georgia, Miami (Fl.)
- 13 — Houston, Nebraska, Southern California
- 12 — Louisiana State, Michigan State
- 11 — Washington
- 10 — Arizona State, Michigan, Notre Dame
- 9 — Arkansas, Maryland, Ohio State, Oklahoma, Purdue, Virginia Tech
- 8 — Clemson, Minnesota, Mississippi, Oregon, Texas, Utah State, Washington State
- 7 — Arizona, Baylor, Boise State, Georgia Tech, Iowa, Kansas, North Carolina, Syracuse
- 6 — Auburn, Brigham Young, California, Florida A&M, Northwestern, Oklahoma State, San Diego, Tennessee, Texas A&M, UCLA, Virginia
- 5 — Alabama, Alcorn State, Boston College, Colorado State, Grambling, Illinois, Mississippi State, Penn State, Pittsburgh, San Jose State, Texas Christian, Tulane
- 4 — Arkansas State, Bowling Green/Bowling Green State, Florida State, Idaho, Indiana, Iowa State, Jackson State, Kentucky, Louisville, Maryland-Eastern Shore, Miami (Ohio), Northern Arizona, Oregon State, Pacific, South Carolina, Southern, Stanford, Texas A&I/Texas A&M Kingsville, Texas Tech, Tulsa, Utah, Wisconsin, Wyoming
- 3 — Detroit, Duke, Kansas State, Montana State, North Texas State, Rice, Richmond, Tennessee State, Texas-El Paso, Toledo, Weber State
- 2 — Alabama A&M, Bakersfield J.C., Boston University, Central Florida, Central State (Okla.), Cincinnati, Fresno State, Hawaii, Hillsdale, Hofstra, Holy Cross, Idaho State, Kent State, Marshall, Massachusetts, Nevada-Las Vegas, New Mexico, New Mexico State, North Carolina Central, North Carolina State, North Dakota, Ohio, Southern Mississippi, Tuskegee, Villanova, Wake Forest, Western Illinois, Western Michigan
- 1 — Abilene Christian, Air Force, Akron, Albany State, Albion, Arkansas-Pine Bluff, Augustana (S.D.), Ball State, Benedictine, Bloomsburg, C.W. Post, Cal. State-Humboldt, Central Michigan, Colorado College, Cornell College (Iowa), Dayton, Delaware State, Denver, Drake, Dubuque, East Carolina, Eastern Illinois, Elon College, Evansville, Findlay, Florence State, Fort Valley State, Furman, Harding, Howard, Howard Payne, James Madison, Kutztown, Lamar, Liberty, Long Beach State, Louisiana Tech, Maine, McNeese State, Memphis State, Middle Tennessee State, Mississippi Valley State, Mississippi College, Missouri, Morgan State, Muskingum, Nevada, Northeastern Louisiana, Northeastern Missouri State, Nebraska-Omaha, New Mexico Highlands, Norfolk State, North Alabama, North Dakota State, Northern Illinois, Occidental, Parsons College, Portland State, Southeastern Louisiana, Salem College (W.V.), Santa Ana J.C., Savannah State, South Carolina State, South Dakota, South Dakota State, South Dakota Tech, South Florida, Southern Methodist, Tampa, Temple, Tennessee Tech, Tennessee-Martin, Trinity (Conn.), Troy State, Valparaiso, Vanderbilt, Vermont, Virginia Military, Wayne State (Neb.), West Texas State, West Virginia, Western Kentucky, Wichita State, William & Mary, Wisconsin-Whitewater, Wittenburg, Yankton College

BRONCOS ALL-TIME FIRST-ROUND PICKS (SINCE 1967)

Year	Ovr.	Name	Pos.	School	Year	Ovr.	Name	Pos.	School
1967	6	Floyd Little	HB	Syracuse	1993	11	Dan Williams	DE	Toledo
1970	11	Bobby Anderson	RB	Colorado	1996	15	John Mobley	LB	Kutztown
1971	12	Marv Montgomery	T	Southern Calif.	1997	28	Trevor Pryce	DT	Clemson
1972	5	Riley Odoms	TE	Houston	1998	30	Marcus Nash	WR	Tennessee
1973	9	Otis Armstrong	RB	Purdue	1999	31	Al Wilson	LB	Tennessee
1974	14	Randy Gradishar	LB	Ohio State	2000	15	Deltha O'Neal	CB	California
1975	17	Louis Wright	CB	San Jose State	2001	24	Willie Middlebrooks	CB	Minnesota
1976	15	Tom Glassic	G	Virginia	2002	19	Ashley Lelie	WR	Hawaii
1977	18	Steve Schindler	G	Boston College	2003	20	George Foster	T	Georgia
1978	27	Don Latimer	DT	Miami (Fl.)	2004	17	D.J. Williams	LB	Miami (Fl.)
1979	22	Kelvin Clark	T	Nebraska	2006	11	Jay Cutler	QB	Vanderbilt
1981	15	Dennis Smith	S	Southern Calif.	2007	17	Jarvis Moss	DE	Florida
1982	21	Gerald Willhite	RB	San Jose State	2008	12	Ryan Clady	T	Boise State
1983	4	Chris Hinton	G	Northwestern	2009	12	Knowshon Moreno	RB	Georgia
1985	26	Steve Sewell	RB	Oklahoma	2009	18	Robert Ayers	DE	Tennessee
1987	27	Ricky Nattiel	WR	Florida	2010	22	Demaryius Thomas	WR	Georgia Tech
1988	26	Ted Gregory	NT	Syracuse	2010	25	Tim Tebow	QB	Florida
1989	20	Steve Atwater	S	Arkansas	2011	2	Von Miller	LB	Texas A&M
1991	4	Mike Croel	LB	Nebraska	2013	28	Sylvester Williams	DT	North Carolina
1992	25	Tommy Maddox	QB	UCLA	2014	31	Bradley Roby	CB	Ohio State
					2015	23	Shane Ray	LB	Missouri

ALL-TIME DRAFT CHOICES

1960 (FIRST SELECTIONS)

*The 1960 draft class was released in alphabetical order, however, C Roger LeClerc (Trinity, CT) holds the distinction of being the franchise's first draft choice.

Name	Pos.	School
Harry Ball	T	Boston College
Charley Britt	QB	Georgia
Dave Canary	E	Cincinnati
Paul Candro	HB	Boston University
Bill Carrico	G	North Texas State
Larry Cundiff	C	Michigan State
Bernard Darre	T	Tulane
Roger Davis	T	Syracuse
Lonnie Dennis	G	Brigham Young
John Dings	T-G	Detroit
Maurice Doke	G	Texas
Mike Dowdle	FB	Texas
Wayne Hawkins	T	Pacific
Gary Huber	C	Miami (Ohio)
Dave Hudson	E	Florida
Claude King	HB	Houston
Don Klochak	FB	North Carolina
Roger LeClerc*	C	Trinity (CT)
Dean Look	QB	Michigan State
Bill Mathis	HB	Clemson
Ken McNeece	T-G	San Jose State
James Monroe	QB	Arkansas
Ray Norton	HB	San Jose State
Robert Rosbaugh	HB	Miami (Fla.)
Mel Semenko	E	Colorado
Lebron Shields	T	Tennessee
Jack Spikes	FB	Texas Christian
Howard Turley	E	Louisville
Jim Walden	QB	Wyoming
Willie West	HB	Oregon
John Willener	G	Oregon
Bob Yates	T	Syracuse
Ken Young	E	Valparaiso
Bob Zimpter	T-G	Bowling Green

1960 (SECOND SELECTIONS)

Name	Pos.	School
Mel Branch	T-G	Louisiana State
Ronnie Cain	E	Kentucky
Jack Campbell	E	Toledo
Tom Chapman	E	Detroit
LaVelle Coleman	HB	Western Michigan
Jim Colvin	T-G	Houston
Teddy Foret	T-G	Auburn
Bobby Green	HB	Florida
Jack Hanlon	HB	Penn State
George Hershberger	T-G	Wichita State
Sam Homer	HB	Virginia Military
Bob Hudson	E	Clemson
Vic Jones	HB	Indiana
Billy Luplow	T-G	Arkansas
George Phelps	HB	Cornell College (Iowa)
Tom Roberts	T-G	Georgia Tech
Sam Stenger	C	Denver
Olin Treadway	QB	Iowa
John Wilkins	T-G	So. California
Emmet Wilson	T-G	Georgia Tech

1961

Rd.	Name	Pos.	School
1	Bob Gaiters	HB	New Mexico State
2	Jerry Hill	HB	Wyoming
3	Chas Strange	C	Louisiana State
4a	Roland McDole	T	Nebraska
4b	Sonny Davis	E	Baylor
5	Charles Cowan	E	New Mex. Highlands
6	Dale Evans	HB	Kansas State
7	Pat Patchen	E	Florida

9	Phil Nugent	QB	Tulane
10	Chas. Sturgeon	HB	Kentucky
11	John Simko	E	Augustana (S.D.)
12	Jerry Miller	E	Howard Payne
13	Ron Greene	G	Washington State
14	Bill Cooper	FB	Muskingum
15	Willie Crafts	G	Texas A&I
16	Jim Larkin	T	Hillsdale
17	Chuck Weiss	FB	Colorado
18	Chick Graning	HB	Georgia Tech
19	John Hobbs	G	Maryland-E. Shore
20	Buck McLeod	T	Baylor
21	Jim Morgan	HB	Iowa State
22	Tom Hackler	E	Tennessee Tech
23	Tom Jewell	T	Idaho State
24	E. A. Simms	E	New Mexico State
25	Pete Samms	T	Central State (Okla.)
26	Sam Smith	HB	Florence State
27	Donald Olson	HB	Nebraska
28	Wayne Lee	G	Colorado State
29	Archie Cobb	T	Nebraska
30	Dave Mills	HB	N.E. Missouri State

1962

Rd.	Name	Pos.	School
1	Merlin Olsen	T	Utah State
2	Jerry Hillebrand	E	Colorado
3	Charles Holmes	FB	Maryland-E. Shore
4	John Furman	QB	Texas-El Paso
7	John McGeever	HB	Auburn
8	Elbert Harris	HB	S.E. Louisiana
9	Larry Jepson	C	Furman
10	Gale Weidner	QB	Colorado
11	Mike Kline	G	Oregon State
13	Bob Cegelski	C	Montana State
14	Sonny Gibbs	QB	Texas Christian
15	Bill Loudon	G	Benedictine
16	Gary Ballman	HB	Michigan State
17	Jerry Tarr	E	Oregon
18	Pete Schenk	E	Washington State
20	Mike Martin	E	Washington State
21	Jim Perkins	T	Colorado
22	Don Kasso	HB	Oregon State
23	Ken Tureaud	HB	Michigan
24	Neil Thomas	G	Hillsdale
25	Dave Edwards	E	Auburn
26	Jim Roberts	T	Mississippi
27	Andy VonSonn	C	UCLA
28	Paul Holmes	T	Georgia
29	Lynn Hoyem	C	Long Beach State
30	Walter Mince	HB	Arizona
31	Bill Williamson	T	Bakersfield J.C.
32	Vester Flanagan	T	Cal. State-Humboldt
33	Duane Allen	E	Santa Ana J.C.
34	Steve Stonebraker	E	Detroit

1963

Rd.	Name	Pos.	School
1	Kermit Alexander	HB	UCLA
2a	Ray Poage	FB	Texas
2b	Tom Nomina	T	Miami (Ohio)
3	Tommy Janik	HB	Texas A&I
4	Lou Slaby	LB	Pittsburgh
5	Ray Mansfield	C	Washington
6	Anton Peters	T	Florida
7a	Mickey Slaughter	QB	Louisiana Tech
7b	Paul Flatley	E	Northwestern
8a	Hewitt Dixon	FB	Florida A&M
8b	John Griffin	HB	Memphis State
9	Marv Fleming	E	Utah
10a	Lonnie Sanders	HB	Michigan State
10b	Pat Richter	E	Wisconsin
11	Billy Joe	FB	Villanova
12	John Gamble	E	Pacific



13	James Maples	C	Baylor
15	Winston Freeman	E	North Texas State
16	David Crossan	G	Maryland
17	Bob Paremore	HB	Florida A&M
18	Charles Mitchell	HB	Washington
19a	Frank Baker	FB	Toledo
19b	Bruce Starling	HB	Florida
20	Dan Grimm	G	Colorado
21	Ross Nolan	E	N.E. Louisiana
22	Dave Mathiesen	QB	Washington State
23	Billy Moody	HB	Arkansas
24	C.B. Simons	LB	Stanford
25	Forest Farmer	LB	Purdue
26	Monte Day	T	Fresno State
27	John Sellers	T	Bakersfield J.C.
28	Bill Reddell	HB	Occidental
29	Kern Carson	HB	San Diego State

1964

Rd.	Name	Pos.	School
1	Bob Brown	T	Nebraska
3a	Marv Woodson	DB	Indiana
3b	Matt Snorton	DE-E	Michigan State
6a	Don Shackleford	T	Pacific
6b	Al Denson	FL	Florida A&M
7	Ray Kubala	C-T	Texas A&M
7a	Jerry Richardson	LB	West Texas State
8	Wally Hilgenberg	G-LB	Iowa
9	John Mims	T	Rice
12	Paul Krause	DB	Iowa
13	Charlie Parker	G	Southern Mississippi
14	Bob Hayes	HB	Florida A&M
15	Chuck Logan	E	Northwestern
16	Bob Cherry	E	Wittenburg
17	Jim McNaughton	E	Utah State
18	George Mira	QB	Miami (Fla.)
19	Odell Barry	FL	Findlay
21	Dick Herzing	T	Drake
22	Gary Lewis	HB	Arizona State
23	Ken Brusvan	T	Oregon State
24	Mickey Bitsko	LB	Dayton
25	Jim Jones	E	Wisconsin
26	Bob Berry	QB	Oregon

1965

Rd.	Name	Pos.	School
2	Dick Butkus	LB	Illinois
3	Glen Ressler	C	Penn State
4	George Donnelly	DB	Illinois
5a	Bob Breitenstein	T	Tulsa
5b	Max Leetow	DT	Idaho
6	Tom Wilhelm	T	Syracuse
7	Jim Garcia	DE	Purdue
8	John Holman	G	Wisconsin
9	Gerry Bussell	DB	Georgia Tech
10	Gene Jeter	LB	Arkansas-Pine Bluff
11	Tom Vaughan	HB	Iowa State
12	Tom Myers	QB	Northwestern
13	Mike Strofalino	LB	Villanova
14	John Frick	G	Ohio
15	Jeff Jordan	DB	Tulsa
16	Brian Schweda	T	Kansas
18	Larry Dupree	HB	Florida
19	Ron Oelschlagler	HB	Kansas
20	Terry Metchner	G	Albion

1966

Rd.	Name	Pos.	School
1	Jerry Shay	T	Purdue
2	Freeman White	E	Nebraska
3	Bob Hadrick	E	Purdue
4	Randy Johnson	QB	Texas A&I
5	Billy Clay	DB	Mississippi
6	James Fulgham	T	Minnesota
7	Jerry Jone	G	Bowling Green
7a	Scotty Glacken	QB	Duke
8	Goldie Sellers	DB	Grambling
9	Ron Sbranti	LB	Utah State

10	Larry Cox	T	Abilene Christian
11	James Burns	G	Northwestern
13	Eric Crabtree	DB	Pittsburgh
14	Fred Forsberg	DT	Washington
15	Mike Ringer	DB	Oklahoma
16	Frank Rogers	K	Colorado
17	Gary Eickman	DE	Illinois
18	Tom Talaga	T	Notre Dame
19	Tom Coughlin	DE	Miami (Fla.)
20	Cliff Hysell	T	Montana State

1967

Rd.	No.	Name	Pos.	School
1	6	Floyd Little	HB	Syracuse
2	32	Thomas Beer	TE	Houston
3a	58	Mike Current	T	Ohio State
3b	59	George Goedeke	C	Notre Dame
4	85	Carl Cunningham	DE	Houston
5a	110	Fran Lynch	FB	Hofstra
5b	113	John Huard	LB	Maine
6	139	Neal Sweeney	E	Tulsa
7	165	Frank Richter	G	Georgia
8	191	Tom Cassese	E	C.W. Post
9	217	James Summers	DB	Michigan State
10	243	Paul Krause	QB	Dubuque
11	269	Lou Andrus	DE	Brigham Young
13	321	Dennis Furjanic	DE	Houston
14	347	Tom Francisco	HB	Virginia Tech
15	373	Donald Smith	G	Florida A&M
16	399	Jack Lentz	QB	Holy Cross
17	425	Wayne Valley	T	Oregon State

1968

Rd.	No.	Name	Pos.	School
2	31	Curley Culp	DE	Arizona State
3a	58	Garrett Ford	RB	West Virginia
3b	75	Robert Vaughn	T	Mississippi
4a	91	Gordon Lambert	LB	Tennessee-Martin
4b	102	Drake Garrett	DB	Michigan State
4c	111	Gus Hollomon	DB	Houston
8	196	Steve Holloway	DB	Weber State
9	222	Paul Smith	LB	New Mexico
10	252	Bob Langford	T	Middle Tenn. St.
12	304	Robert Hendrix	T	Mississippi
13	330	Charles Greer	DB	Colorado
14	357	Marlin Briscoe	RB	Nebraska-Omaha
15	386	Jeff Kuhlman	LB	Vermont
16	412	Adin Brown	LB	William & Mary
17	438	Steve Grady	RB	So. California

1969

Rd.	No.	Name	Pos.	School
2	36	Grady Cavness	DB	Texas-El Paso
3	61	Bill Thompson	DB	Maryland-E. Shore
4a	84	Mike Schnitker	LB	Colorado
4b	88	Edward Hayes	DB	Morgan State
5	113	Frank Quayle	RB	Virginia
6a	131	Wandy Williams	RB	Hofstra
6b	140	Mike Coleman	RB	Tampa
7	165	Al Giffin	TE	Auburn
9	217	Henry Jones	RB	Grambling
10	244	Jim Smith	DB	Utah State
11	270	Alan Pastrana	QB	Maryland
12	296	Wes Plummer	DB	Arizona State
13	321	John Sias	SE	Georgia Tech
14	348	Gary Crane	LB	Arkansas State
15	373	Errol Kahoun	G	Miami (Ohio)
16	400	Billy Woods	DB	North Texas State
17	425	Buster O'Brien	QB	Richmond

1970

Rd.	No.	Name	Pos.	School
1	11	Bob Anderson	RB	Colorado
2	37	Alden Roche	DE	Southern
3	63	John Kohler	T	South Dakota
4	89	Jerry Hendren	WR	Idaho
5	115	Bill McKoy	LB	Purdue
6	141	John Mosier	TE	Kansas

ALL-TIME DRAFT CHOICES, CONT.

7	167	Randy Montgomery	CB	Weber State
8	208	Lewis Porter	RB	Southern
9	219	Dave Washington	LB	Alcorn State
10	247	Maurice Fullerton	DT	Tuskegee
11	271	Cleve Bryant	DB	Ohio University
12	301	Greg Jones	RB	UW-Whitewater
13	323	Jim McKay	CB	Parsons College
14	349	Jeff Slipp	LB	Brigham Young
15	375	Maher Barakat	K	S. Dakota Tech
16	401	Bob Stewart	QB	Northern Arizona
17	427	Frank Kalfoss	K	Montana State

1971

Rd.	No.	Name	Pos.	School
1	12	Marv Montgomery	T	So. California
2	35	Dwight Harrison	WR	Texas A&I
4a	79	Lyle Alzado	DE	Yankton College
4b	87	Cleo Johnson	CB	Alcorn State
6	139	Harold Phillips	C	Michigan State
7	165	Doug Adams	CB	Ohio State
8	187	Tom Beard	LB	Michigan State
9	217	John Handy	LB	Purdue
10	243	Carlis Harris	WR	Idaho State
11	269	Roger Roitsch	DT	Rice
12	295	Floyd Franks	WR	Mississippi
13	321	Craig Blackford	QB	Evansville
14	350	Tommy Lyons	C	Georgia
15	373	Lawrence James	RB	Norfolk State
16	399	Steve Thompson	DT	Minnesota
17	425	Jack Simcsak	P-K	Virginia Tech

1972

Rd.	No.	Name	Pos.	School
1	5	Riley Odoms	TE	Houston
3	58	Bill Phillips	LB	Arkansas State
4	102	Tom Graham	LB	Oregon
5	118	Jim Krieg	WR	Washington
8	186	Ronnie Estay	LB	Louisiana State
9	214	Floyd Priestner	DB	Boston University
10	239	Richard Wilkins	DE	Maryland-E. Shore
11	263	Larry Brunson	WR	Colorado
12	292	Randy McDougall	DB	Weber State
13	317	Bob Warner	RB	Bloomsburg
14	342	Jerome Kundich	G	Texas-El Paso
15	370	Skip Parmenter	DT	Massachusetts
16	395	Tom Bougas	RB	Boston College
17	420	Lou Harris	RB	So. California

1973

Rd.	No.	Name	Pos.	School
1	9	Otis Armstrong	RB	Purdue
2	36	Barney Chavous	DE	S. Carolina St.
3a	54	Paul Howard	G	Brigham Young
3b	70	John Wood	DT	Louisiana State
4	88	Tom Jackson	LB	Louisville
5	113	Charles McTorry	DB	Tennessee State
7a	165	Mike Askea	T	Stanford
7b	166	John Grant	DE	So. California
9	217	Lyle Blackwood	DB	Texas Christian
10	244	Al Marshall	WR	Boise State
11	269	Elton Brown	DT	Utah State
12	296	Jim O'Malley	LB	Notre Dame
13a	319	Ed Smith	DE	Colorado College
13b	321	Ed White	RB	Tulsa
14	348	John Hufnagel	QB	Penn State
15	373	Calvin Jones	DB	Washington
16a	398	Oliver Ross	RB	Alabama A&M
16b	200	Ken Muhlbeier	C	Idaho
17	425	Kenneth Morgan	TE	Elon College

1974

Rd.	No.	Name	Pos.	School
1	14	Randy Gradishar	LB	Ohio State
2	42	Carl Wafer	DT	Tennessee State
3	68	Claudie Minor	T	San Diego State
4	92	Ozell Collier	CB	Colorado
6	145	John Winesberry	WR	Stanford
10	248	Charlie Johnson	CB	Southern
11	276	Steve Buchanan	RB	Holy Cross
12	301	Larry Cameron	LB	Alcorn State
13	326	John Clerkley	DT	Fort Valley State
14	345	Rich Marks	DB	Northern Illinois
15	379	Piel Pennington	QB	Massachusetts
16	404	Darrell Austin	T	South Carolina
17	432	Boyd Brown	TE	Alcorn State

1975

Rd.	No.	Name	Pos.	School
1	17	Louis Wright	CB	San Jose State
2	43	Charlie Smith	DE	N. Carolina Cent.
3a	54	Mike Francowiak	QB/KS	Central Michigan
3b	69	Drew Mahalic	LB	Notre Dame
4a	84	Steve Taylor	DB	Georgia
4b	95	Rick Upchurch	WR	Minnesota
5a	107	Stan Rogers	T	Maryland
5b	121	Rubin Carter	DT	Miami (Fla.)
8	199	Steve Foley	S/QB	Tulane
9	225	Roussell Williams	DB	Arizona
10	240	Hank Englehardt	C	Pacific
10	251	Steve Haggerty	WR	Nevada-Las Vegas
12	303	Harry Walters	LB	Maryland
13	329	Eric Penick	RB	Notre Dame
14	355	Jerry Arnold	G	Oklahoma
15	381	Ken Shelton	TE	Virginia
16	401	Bubba Bridges	DT	Colorado
17	433	Lester Sherman	RB	Albany State

1976

Rd.	No.	Name	Pos.	School
1	15	Tom Glassic	G	Virginia
2	43	Kurt Knoff	S	Kansas
4	107	Craig Penrose	QB	San Diego State
5	139	Lonnie Perrin	RB	Illinois
8	224	James Betterson	RB	North Carolina
9a	252	Jim Czirr	C	Michigan
9b	260	Jim Lisko	LB	Arkansas State
10	278	Art Gilliam	DE	Grambling
11	306	Greg Pittman	LB	Iowa State
12	334	Randy Moore	DT	Arizona State
13	362	Donnie McGraw	CB	Houston
14	390	Larry Evans	LB	Mississippi Coll.
15	418	Wilbur Summers	P	Louisville
16	446	John Huddleston	LB	Utah
17	474	Randy Cozens	LB	Pittsburgh

1977

Rd.	No.	Name	Pos.	School
1	18	Steve Schindler	G	Boston College
2	45	Rob Lytle	RB	Michigan
4	101	Bill Bryan	C	Duke
7	185	Larry Swider	P	Pittsburgh
8	212	Calvin Culliver	RB	Alabama
9	241	Charles Jackson	NT	Washington
10	268	Orna Middlebrook	WR	Arkansas State
11	297	Phil Heck	LB	California
12	324	Scott Levenhagen	TE	Western Illinois

1978

Rd.	No.	Name	Pos.	School
1	27	Don Latimer	DT	Miami (Fla.)
2	55	Bill Gay	TE	So. California
8	221	Frank Smith	T	Alabama A&M
10	277	Vince Kinney	WR	Maryland
11	305	Lacy Brumley	T	Clemson

1979

Rd.	No.	Name	Pos.	School
1	22	Kelvin Clark	T	Nebraska
3	77	Bruce Radford	DE	Grambling
4	105	Charles Jefferson	DB	McNeese State
5	132	Rick Leach	QB	Michigan
6	148	Jeff McIntyre	LB	Arizona State
7	188	Luke Prestridge	P	Baylor
9	242	Charlie Taylor	WR	Rice
11	297	Zachary Dixon	RB	Temple
12	325	David Jacobs	K	Syracuse

1980

Rd.	No.	Name	Pos.	School
2	42	Rulon Jones	DE	Utah State
3	74	Larry Carter	DB	Kentucky
4	107	Rick Parros	RB	Utah State
5a	131	Mike Harden	S	Michigan
5b	136	Laval Short	NT	Colorado
6	157	Keith Bishop	G	Baylor
7	184	John Havekost	G	Nebraska
8	197	Don Coleman	WR	Oregon
9	243	Greg Bracelin	LB	California
10	270	Virgil Seay	RS	Troy State
11	297	Phil Farris	WR	North Carolina

1981

Rd.	No.	Name	Pos.	School
1	15	Dennis Smith	S	So. California
2	42	Clay Brown	TE	Brigham Young
4	98	Mark Herrmann	QB	Purdue
5	125	Ken Lanier	T	Florida State
6	151	Alvin Lewis	RB	Colorado State
7	181	Steve Busick	LB	So. California
9	234	Rusty Olsen	DE	Washington
11	290	Pat Walker	WR	Miami (Fla.)
12a	317	John Hankerd	LB	Notre Dame
12b	321	Mandel Robinson	RB	Wyoming

1982

Rd.	No.	Name	Pos.	School
1	21	Gerald Willhite	RB	San Jose State
2	50	Orlando McDaniel	WR	Louisiana State
4	106	Dan Plater	WR	Brigham Young
5	131	Sammy Winder	RB	Southern Mississippi
7	189	Alvin Ruben	DE	Houston
9	243	Keith Uecker	T	Auburn
10	274	Ken Woodard	LB	Tuskegee
11	300	Stuart Yatsko	G	Oregon
12	327	Brian Clark	G	Clemson

1983

Rd.	No.	Name	Pos.	School
1	4	Chris Hinton	G	Northwestern
2	31	Mark Cooper	T	Miami (Fla.)
3	60	Clinton Sampson	WR	San Diego State
5a	116	Weedy Harris	LB	Houston
5b	125	Bruce Baldwin	CB	Harding
6	143	Victor Hefflin	CB	Delaware State
7	172	Myron Dupree	CB	N. Carolina Cent.
8	197	Gary Kubiak	QB	Texas A&M
9	228	Brian Hawkins	CB	San Jose State
10	254	Walt Bowyer	DE	Arizona State
11	283	Don Bailey	C	Miami (Fla.)
12	310	Karl Mecklenburg	NT/DE	Minnesota

1984

Rd.	No.	Name	Pos.	School
2	46	Andre Townsend	NT/DE	Mississippi
3	78	Tony Lilly	S	Florida
4	89	Randy Robbins	CB	Arizona
6	159	Aaron Smith	LB	Utah State
7	186	Clarence Kay	TE	Georgia
8a	207	Winford Hood	G	Georgia
8b	218	Scott Garnett	NT	Washington
9	245	Chris Brewer	RB	Arizona
10	272	Bobby Micho	TE	Texas
11	298	Gene Lang	RB	Louisiana State
12	326	Murray Jarman	WR	Clemson

1984 SUPPLEMENTAL DRAFT

Rd.	No.	Name	Pos.	School
1	19	Freddie Gilbert	DE	Georgia
2	46	Rick Massie	WR	Kentucky
3	78	Reggie Smith	T	Kansas

1985

Rd.	No.	Name	Pos.	School
1	26	Steve Sewell	RB	Oklahoma
2a	31	Vance Johnson	WR	Arizona
2b	54	Simon Fletcher	DE	Houston
4	110	Keli McGregor	TE	Colorado State
5	139	Billy Hinson	G	Florida
7	194	Dallas Cameron	NT	Miami (Fla.)
8	222	Eric Riley	CB	Florida State
9	249	Daryl Smith	CB	North Alabama
10a	269	Buddy Funck	QB	New Mexico
10b	278	Ron Anderson	LB	Southern Methodist
11	306	Gary Rolle	WR	Florida
12	334	Dan Lynch	G	Washington St.

1986

Rd.	No.	Name	Pos.	School
4	104	Jim Juriga	G	Illinois
5	134	Tony Colorito	NT	So. California
6a	151	Orson Mobley	TE	Salem College (W.V.)
6b	161	Mark Jackson	WR	Purdue
7	188	Ray Phillips	LB	N. Carolina St.
8	217	Bruce Klostermann	LB	S. Dakota St.
9	244	Joe Thomas	WR	Miss. Valley St.
10	271	Victor Hall	TE	Jackson State
11	301	Thomas Dendy	RB	South Carolina

1987

Rd.	No.	Name	Pos.	School
1	27	Ricky Nattiel	WR	Florida
3	86	Michael Brooks	LB	Louisiana State
4	111	Marc Munford	LB	Nebraska
6	167	Warren Marshall	RB	James Madison
7	194	Wilbur Strozier	TE	Georgia
8	222	Dan Morgan	G	Penn State
9	250	Bruce Plummer	CB	Mississippi State
10	278	Rafe Wilkinson	LB	Richmond
11a	299	Steve Roberts	DE	Washington
11b	306	Tommy Neal	RB	Maryland
12	334	Tyrone Braxton	CB	North Dakota St.

1988

Rd.	No.	Name	Pos.	School
1	26	Ted Gregory	NT	Syracuse
2	45	Gerald Perry	T	Southern
3	79	Kevin Guidry	CB	Louisiana State
5	136	Corris Ervin	CB	Central Florida
7a	174	Pat Kelly	TE	Syracuse
7b	192	Garry Frank	G	Mississippi State
9	248	Mel Farr Jr.	RB	UCLA
10	268	Channing Williams	RB	Arizona
11	304	Richard Calvin	RB	Washington State
12	332	Johnny Carter	NT	Grambling

1989

Rd.	No.	Name	Pos.	School
1	20	Steve Atwater	S	Arkansas
2a	41	Doug Widell	G/T	Boston College
2b	47	Warren Powers	DE	Maryland
3	69	Darrell Hamilton	T	North Carolina
4	97	Jake McCullough	DE	Clemson
5	132	Darren Carrington	CB	Northern Arizona
6	152	Anthony Stafford	WR	Oklahoma
7	180	Melvin Bratton	RB	Miami (Fla.)
8	208	Paul Green	TE	So. California
9a	236	Monte Smith	G	North Dakota
9b	241	Wayne Williams	RB	Florida
10	264	Anthony Butts	NT	Mississippi State
11	292	Richard Shelton	CB	Liberty
12	320	John Javis	WR	Howard

ALL-TIME DRAFT CHOICES, CONT.

1989 SUPPLEMENTAL DRAFT

Rd.	No.	Name	Pos.	School
1		Bobby Humphrey	RB	Alabama

1990

Rd.	No.	Name	Pos.	School
2	52	Alton Montgomery	DB	Houston
4	92	Jeroy Robinson	LB	Texas A&M
5a	111	Jeff Davidson	G	Ohio State
5b	136	Le-Lo Lang	DB	Washington
6	164	Ronnie Haliburton	TE	Louisiana State
7	192	Shannon Sharpe	WR	Savannah State
8	219	Brad Leggett	C	So. California
9	247	Todd Ellis	QB	South Carolina
10a	259	James Szymanski	DE	Michigan State
10b	275	Anthony Thompson	LB	East Carolina

1991

Rd.	No.	Name	Pos.	School
1	4	Mike Croel	LB	Nebraska
2	30	Reggie Johnson	TE	Florida State
3	61	Keith Traylor	LB	Central State (Okla.)
4	89	Derek Russell	WR	Arkansas
5	115	Greg Lewis	RB	Washington
6	142	Nick Subis	T/C	San Diego State
8	200	Kenny Walker	DE	Nebraska
9	227	Don Gibson	NT	So. California
10	253	Curtis Mayfield	WR	Oklahoma State
11	284	Shawn Moore	QB	Virginia

1992

Rd.	No.	Name	Pos.	School
1	25	Tommy Maddox	QB	UCLA
2	54	Shane Dronett	DE	Texas
4	110	Chuck Johnson	T/G	Texas
5	137	Frank Robinson	CB	Boise State
7a	170	Ron Geater	DE	Iowa
7b	181	Jim Johnson	T	Michigan State
7c	193	Jon Bostick	WR	Nebraska
8	208	Dietrich Lockridge	T/G	Jackson State
9	249	Muhammad Oliver	CB	Oregon
10	278	Bob Meeks	C/T	Auburn
11	305	Cedric Tillman	WR	Alcorn State
11	306	Ed Tillison	RB	N.W. Missouri St.
12	334	John Granby	CB/S	Virginia Tech

1993

Rd.	No.	Name	Pos.	School
1	11	Dan Williams	DE	Toledo
2	43	Glyn Milburn	RB	Stanford
3a	69	Rondell Jones	S	North Carolina
3b	70	Jason Elam	P/K	Hawaii
4	98	Jeff Robinson	DE	Idaho
5	126	Kevin Williams	RB	UCLA
6	154	Melvin Bonner	WR	Baylor
7a	169	Clarence Williams	TE	Washington State
7b	182	Tony Kimbrough	WR	Jackson State
8	210	Brian Stablein	WR	Ohio State

1994

Rd.	No.	Name	Pos.	School
2	51	Allen Aldridge	LB	Houston
4	123	Randy Fuller	CB	Tennessee State
7a	210	Keith Burns	LB	Oklahoma State
7b	212	Butler By'not'e	RB	Ohio State
7c	218	Tom Nalen	C	Boston College

1995

Rd.	No.	Name	Pos.	School
4a	121	Jamie Brown	T	Florida A&M
4b	124	Ken Brown	LB	Virginia Tech
5	146	Phil Yeboah-Kodie	LB	Penn State
6a	182	Fritz Fequiere	G	Iowa

6b	196	Terrell Davis	RB	Georgia
7a	218	Steve Russ	LB	Air Force
7b	222	Byron Chamberlain	WR	Wayne State (Neb.)

1996

Rd.	No.	Name	Pos.	School
1	15	John Mobley	LB	Kutztown
2	44	Tory James	CB	Louisiana State
3a	65	Detron Smith	FB	Texas A&M
3b	78	Mark Campbell	DT	Florida
4a	100	Jeff Lewis	QB	Northern Arizona
4b	122	Darrius Johnson	CB	Oklahoma
5	149	Patrick Jeffers	WR	Virginia
6	181	Tony Veland	S	Nebraska
7a	213	Leslie Ratliffe	T	Tennessee
7b	226	Chris Banks	G	Kansas
7c	235	L.T. Levine	RB	Kansas
7d	236	Brian Gragert	P	Wyoming

1997

Rd.	No.	Name	Pos.	School
1	28	Trevor Pryce	DT	Clemson
3	67	Dan Neil	G/C	Texas
4	124	Cory Gilliard	S	Ball State

1998

Rd.	No.	Name	Pos.	School
1	30	Marcus Nash	WR	Tennessee
2	61	Eric Brown	S	Mississippi State
3	91	Brian Griesse	QB	Michigan
4	122	Curtis Alexander	RB	Alabama
5	153	Chris Howard	RB	Michigan
7a	200	Trey Teague	T	Tennessee
7b	219	Nate Wayne	LB	Mississippi

1999

Rd.	No.	Name	Pos.	School
1	31	Al Wilson	LB	Tennessee
2a	58	Montae Reagor	DE	Texas Tech
2b	61	Lennie Friedman	G	Duke
3a	67	Chris Watson	CB	Eastern Illinois
3b	93	Travis McGriff	WR	Florida
4	127	Olandis Gary	RB	Georgia
5a	158	David Bowens	LB	Western Illinois
5b	167	Darwin Brown	CB	Texas Tech
6a	179	Desmond Clark	TE	Wake Forest
6b	204	Chad Plummer	WR	Cincinnati
7a	218	Billy Miller	WR	So. California
7b	238	Justin Swift	TE	Kansas State

2000

Rd.	No.	Name	Pos.	School
1	15	Deltha O'Neal	CB	California
2a	40	Ian Gold	LB	Michigan
2b	45	Kenoy Kennedy	S	Arkansas
3	70	Chris Cole	WR	Texas A&M
4a	101	Jerry Johnson	DT	Florida State
4b	112	Cooper Carlisle	G/T	Florida
5	154	Muneer Moore	WR	Richmond
6	189	Mike Anderson	RB	Utah
7a	214	Jarius Jackson	QB	Notre Dame
7b	246	Leroy Fields	WR	Jackson State

2001

Rd.	No.	Name	Pos.	School
1	24	Willie Middlebrooks	CB	Minnesota
2	51	Paul Toviesi	DE	Marshall
3	87	Reggie Hayward	DE	Iowa State
4a	113	Ben Hamilton	C	Minnesota
4b	120	Nick Harris	P	California
6	190	Kevin Kasper	WR	Iowa

2002

Rd.	No.	Name	Pos.	School
1	19	Ashley Lelie	WR	Hawaii
2	51	Clinton Portis	RB	Miami (Fla.)
3	96	Dorsett Davis	DT	Mississippi State
4	131	Sam Brandon	S	Nevada-Las Vegas
5	144	Herb Haygood	WR	Michigan State
6	191	Jeb Putzier	TE	Boise State
7a	228	Chris Young	S	Georgia Tech
7b	231	Monsanto Pope	DT	Virginia

2003

Rd.	No.	Name	Pos.	School
1	20	George Foster	T	Georgia
2	51	Terry Pierce	LB	Kansas State
4a	108	Quentin Griffin	RB	Oklahoma
4b	114	Nick Eason	DT	Clemson
4c	128	Bryant McNeal	DE	Clemson
5a	157	Ben Claxton	C	Mississippi
5b	158	Adrian Madise	WR	Texas Christian
6	194	Aaron Hunt	DE	Texas Tech
7a	227	Clint Mitchell	DE	Florida
7b	235	Ahmad Galloway	RB	Alabama

2004

Rd.	No.	Name	Pos.	School
1	17	D.J. Williams	LB	Miami (Fla.)
2a	41	Tatum Bell	RB	Oklahoma State
2b	54	Darius Watts	WR	Marshall
3	85	Jeremy LeSueur	CB	Michigan
5	152	Jeff Shoate	CB	San Diego State
6a	171	Triandos Luke	WR	Alabama
6b	190	Josh Sewell	C	Nebraska
7a	225	Matt Mauck	QB	Louisiana State
7b	247	Brandon Miree	RB	Pittsburgh
7c	250	Bradlee Van Pelt	QB	Colorado State

2005

Rd.	No.	Name	Pos.	School
2	56	Darrent Williams	CB	Oklahoma State
3a	76	Karl Paymah	CB	Washington State
3b	97	Dominique Foxworth	CB	Maryland
3c	101	Maurice Claret	RB	Ohio State
6	200	Chris Myers	OL	Miami (Fla.)
7	239	Paul Ernster	K	Northern Arizona

2006

Rd.	No.	Name	Pos.	School
1	11	Jay Cutler	QB	Vanderbilt
2	61	Tony Scheffler	TE	Western Michigan
4a	119	Brandon Marshall	WR	Central Florida
4b	126	Elvis Dumervil	DE	Louisville
4c	130	Domenik Hixon	WR	Akron
5	161	Chris Kuper	G	North Dakota
6	198	Greg Eslinger	C	Minnesota

2007

Rd.	No.	Name	Pos.	School
1	17	Jarvis Moss	DE	Florida
2	56	Tim Crowder	DE	Texas
3	70	Ryan Harris	T	Notre Dame
4	121	Marcus Thomas	DT	Florida

2008

Rd.	No.	Name	Pos.	School
1	12	Ryan Clady	T	Boise State
2	42	Eddie Royal	WR	Virginia Tech
4	108	Kory Lichtensteiger	C	Bowling Green State
4	119	Jack Williams	CB	Kent State
5	139	Ryan Torain	RB	Arizona State
5	148	Carlton Powell	DT	Virginia Tech
6	183	Spencer Larsen	LB	Arizona
7	220	Josh Barrett	S	Arizona State
7	227	Peyton Hillis	FB	Arkansas

2009

Rd.	No.	Name	Pos.	School
1	12	Knowshon Moreno	RB	Georgia
1	18	Robert Ayers	DE	Tennessee
2	37	Alphonso Smith	CB	Wake Forest
2	48	Darcel McBath	S	Texas Tech
2	64	Richard Quinn	TE	North Carolina
4	114	David Bruton	S	Notre Dame
4	132	Seth Olsen	G	Iowa
5	141	Kenny McKinley	WR	South Carolina
6	174	Tom Brandstater	QB	Fresno State
7	225	Blake Schlueter	C	Texas Christian

2010

Rd.	No.	Name	Pos.	School
1	22	Demaryius Thomas	WR	Georgia Tech
1	25	Tim Tebow	QB	Florida
2	45	Zane Beadles	G	Utah
3	80	J.D. Walton	C	Baylor
3	87	Eric Decker	WR	Minnesota
5	137	Perrish Cox	CB	Oklahoma State
6	183	Eric Olsen	C	Notre Dame
7	225	Syd'Quan Thompson	CB	California
7	232	Jammie Kirlew	LB	Indiana

2011

Rd.	No.	Name	Pos.	School
1	2	Von Miller	LB	Texas A&M
2	45	Rahim Moore	S	UCLA
2	46	Orlando Franklin	T	Miami (Fla.)
3	67	Nate Irving	LB	North Carolina St.
4	108	Quinton Carter	S	Oklahoma
4	129	Julius Thomas	TE	Portland State
6	189	Mike Mohamed	LB	California
7	204	Virgil Green	TE	Nevada
7	247	Jeremy Beal	DE	Oklahoma

2012

Rd.	No.	Name	Pos.	School
2	36	Derek Wolfe	DT	Cincinnati
2	57	Brock Osweiler	QB	Arizona State
3	67	Ronnie Hillman	RB	San Diego State
4	101	Omar Bolden	CB	Arizona State
4	108	Philip Blake	C	Baylor
5	137	Malik Jackson	DE	Tennessee
6	188	Danny Trevathan	LB	Kentucky

2013

Rd.	No.	Name	Pos.	School
1	28	Sylvester Williams	DT	North Carolina
2	58	Montee Ball	RB	Wisconsin
3	90	Kayvon Webster	CB	South Florida
5a	146	Quanterus Smith	DE	Western Kentucky
5b	161	Tavarres King	WR	Georgia
6	173	Vinston Painter	T	Virginia Tech
7	234	Zac Dysert	QB	Miami (Ohio)

2014

Rd.	No.	Name	Pos.	School
1	31	Bradley Roby	CB	Ohio State
2	56	Cody Latimer	WR	Indiana
3	95	Michael Schofield	OL	Michigan
5	156	Lamin Barrow	LB	Louisiana State
6	207	Matt Paradis	C	Boise State
7	242	Corey Nelson	LN	Oklahoma

2015

Rd.	No.	Name	Pos.	School
1	23	Shane Ray	LB	Missouri
2	59	Ty Sambrailo	T	Colorado State
3	92	Jeff Heuerman	TE	Ohio State
4	133	Max Garcia	C/G	Florida
5	164	Lorenzo Doss	CB	Tulane
6	203	Darius Kilgo	DT	Maryland
7	250	Trevor Siemian	QB	Northwestern
7	251	Taurean Nixon	CB	Tulane
7	252	Josh Furman	S	Oklahoma State

MISCELLANEOUS PLAYER MOVEMENT HISTORY

EQUALIZATION, EXPANSION DRAFTS

- 1962** — **AFL Equalization Draft:** Broncos obtain OG John Denvir from San Diego, OE Jerry Richardson from San Diego, QB Richie Lucas from Buffalo, DT Ike Lassiter from Dallas and HB Charles Bolden from Houston.
- 1966** — **Expansion Draft:** Broncos lost LB Tom Erlandson, DE Ed Cooke, OG Tommy Nomina and DB John McGeever to Miami.
- 1968** — **Expansion Draft:** Broncos lost RB Cookie Gilchrist, OG Pat Matson, LB Henry Sorrell, RB Mike Kellogg and DB Lonnie Wright to Cincinnati.
- 1976** — **Expansion Draft:** Broncos lost Mike Current and DT Bubba Bridges to Tampa Bay and DB Steve Taylor to Seattle.
- 1995** — **Expansion Draft:** Broncos lost WR Cedric Tillman to the Jacksonville Jaguars and FS Charles Swann to the Carolina Panthers.
- 1999** — **Expansion Draft:** Broncos lost WR Justin Armour to the Cleveland Browns.
- 2001** — **Expansion Draft:** No Broncos players taken by the Houston Texans.

PLAN B FREE AGENT SIGNINGS/LOSSES (1989-92)

- 1989** — **Signed:** T Paul Blair (Chi.), DE Alphonso Carreker (G.B.), T Bill Contz (N.O.), TE Doug Cosbie (Dal.), LB Scott Curtis (Phi.), RB Kerry Goode (T.B.), CB Wymon Henderson (Min.), LB Blake Peterson (Was.), RB Reggie Ware (L.A. Raiders), CB Dennis Woodberry (Was.), WR Michael Young (L.A. Rams). **Lost:** DE Walt Bowyer (K.C.), WR Sam Graddy (L.A. Raiders), WR Jason Johnson (Pit.).
- 1990** — **Signed:** LB Ty Albert (Phi.), LB Lorenzo Hampton (Mia.), WR Jason Johnson (Pit.), TE David Little (Phi.), DE Mark Mraz (L.A. Raiders), CB Elliott Smith (S.D.), LB Rod Stephens (Sea.), TE Chris Verhulst (Hou.), DE Robb White (N.Y. Giants). **Lost:** TE Pat Kelly (N. Y. Jets), LB Bruce Klostermann (L. A. Raiders), C Mike Ruethe (Atl.), LB Randy Thornton (N.Y. Giants).
- 1991** — **Signed:** CB Charles Dimry (Atl.), G Crawford Ker (Dal.), FB Robert Perryman (Dal.). **Lost:** LB Marc Munford (K.C.), RB Kerry Porter (Hou.).
- 1992** — **Signed:** TE Robert Awalt (Dal.), G/T Elbert Crawford (N.E.), QB Steve Pelleur (K.C.), T Frank Pollack (S.F.). **Lost:** S Randy Robbins (N.E.).

UNRESTRICTED FREE AGENT SIGNINGS/LOSSES (1993-2015)

- 1993** — **Signed:** RB Rod Bernstine (S.D.), RB Robert Delpino (L.A. Rams), G Brian Habib (Min.), T Don Maggs (Hou.), LB Dave Wymann (Sea.). **Lost:** LB Michael Brooks (N.Y. Giants), WR Mark Jackson (N.Y. Giants).
- 1994** — **Signed:** WR Jeff Campbell (Det.), CB Ray Crockett (Det.), LB Richard Harvey (Buf.), CB Randy Hilliard (Cle.), WR Anthony Miller (S.D.). **Lost:** WR Vance Johnson (S.D.).
- 1995** — **Signed:** RB Aaron Craver (Mia.), LB Britt Hager (Phi.), S Tim Hauck (G.B.), DT James Jones (Cle.), OL Bill Lewis (Ari.), DT Mike Lodish (Buf.), WR Ed McCaffrey (S.F.), T Reggie McElroy (Min.), QB Bill Musgrave (S.F.), DT Michael Dean Perry (Cle.), G Mark Schlereth (Was.), T Bill Schultz (Hou.), CB Eric Thomas (N.Y. Jets), T Broderick Thompson (Phi.), CB Lionel Washington (L.A. Raiders). **Lost:** LB Richard Harvey (N.O.), T Kirk Scaffaro (S.F.), DT Ted Washington (Buf.), C/G Dave Widell (Jac.).
- 1996** — **Signed:** CB Toi Cook (N.O.), DT Jumpy Geathers (Atl.), RB Vaughn Hebron (Phi.), LB Bill Romanowksi (Phi.), WR Mike Sherrard (N.Y. Giants), DE Aaron Wallace (Oak.), DE Alfred Williams (S.F.). **Lost:** DT Shane Dronett (Atl.).
- 1997** — **Signed:** LB Arnold Ale (S.D.), WR Flipper Anderson (Was.), QB Bubby Brister, S Dedrick Dodge (S.F.), CB Darrien Gordon (S.D.), WR Willie Green (Car.), FB Howard Griffith (Car.), RB Derek Loville (S.F.), RB Anthony Lynn (S.F.), LB Godfrey Myles (Dal.), DE Neil Smith (K.C.), T Harry Swayne (S.D.), DT Keith Traylor (K.C.). **Lost:** RB Aaron Craver (S.D.), S Tim Hauck (Sea.), S Rondell Jones (Bal.), DE Jeff Robinson (Stl.), OL Ralph Tamm (K.C.).
- 1998** — **Signed:** QB Doug Nussmeier (N.O.), DE Marvin Washington (S.F.). **Lost:** LB Allen Aldridge (Det.), G Brian Habib (Sea.).
- 1999** — **Signed:** T Tony Berti (Sea.), CB Dale Carter (K.C.), DE Carl Reeves (Chi.). **Lost:** LB Keith Burns (Chi.), WR Willie Green (Mia.), T Harry Swayne (Bal.), DE Marvin Washington (S.F.).
- 2000** — **Signed:** DE Lester Archambeau (Atl.), G David Diaz-Infante (Phi.), QB Gus Ferrotte (Det.), DT Bob Kuberski (N.E.), CB Jeremy Lincoln (N.Y. Giants), LB Ricardo McDonald (Chi.), DE Kavika Pittman (Dal.), CB Darryl Pounds (Was.). **Lost:** DT Paul Gasmanis (Phi.), CB Tony Brooks (Oak.), TE Shannon Sharpe (Bal.).
- 2001** — **Signed:** T Ethan James (Ari.), FB Tony Carter (N.E.), LB Henri Crockett (Atl.), T Todd Fordham (Jac.), TE Patrick Hape (T.B.), WR Eddie Kennison (Chi.), DT Leon Lett (Dal.), CB Denard Walker (Ten.). **Lost:** CB Ray Crockett (K.C.), TE Byron Chamberlain (Min.).
- 2002** — **Signed:** DT Lional Dalton (Bal.), LB Terry Killens (S.F.), S Izell Reese (Dal.), T Ephraim Salaam (Atl.). **Lost:** CB Eric Davis (Det.), QB Gus Ferrotte (Cin.), T Trey Teague (Buf.).
- 2003** — **Signed:** DT Daryl Gardener (Was.), G Heath Irwin (Stl.), QB Jake Plummer (Ari.). **Lost:** RB Orlando Gary (Buf.), CB Tyrone Poole (N.E.), DT Montae Reagor (Ind.), Izell Reese (Buf.).
- 2004** — **Signed:** DE Marco Coleman (Phi.), T Cornell Green (T.B.), QB Mike Quinn (Hou.), TE O.J. Santiago (Oak.), TE Jed Weaver (S.F.). **Lost:** DE Bertrand Berry (Ari.), LB Keith Burns (T.B.), WR Chris Cole (Oak.), LB Ian Golt (T.B.).
- 2005** — **Signed:** TE Stephen Alexander (Det.), LB Keith Burns (T.B.), RB Ron Dayne (N.Y. Giants), G Cameron Spikes (Ari.). **Lost:** DE Reggie Hayward (Jac.), S Kenoy Kennedy (Det.), LB Donnie Spragan (Mia.).
- 2006** — **Signed:** LB Nate Webster (Cin.). **Lost:** DT Monsanto Pope (N.Y. Jets).
- 2007** — **Signed:** TE Daniel Graham (N.E.), LB Warrick Holdman (Was.), G Montrae Holland (N.O.), LB D.D. Lewis (Sea.), P Todd Sauerbrun (N.E.), RB Paul Smith (Stl.). **Lost:** G Cooper Carlisle (Oak.), DE Patrick Chukwurah (T.B.), DT Michael Myers (Cin.).
- 2008** — **Signed:** LB Boss Bailey (Det.), WR Keary Colbert (Car.), LB Niko Koutouvides (Sea.), S Marquand Manuel (Car.), WR Samie Parker (K.C.), RB Michael Pittman (T.B.), C Casey Wiegmann (K.C.). **Lost:** K Jason Elam (Atl.), S Nick Ferguson (Hou.).
- 2009** — **Signed:** RB J.J. Arrington (Ari.), RB Correll Buckhalter (Phi.), LB Andrea Davis (Cle.), LB Andra Dawkins (Phi.), DT Ronald Fields (S.F.), WR Jabon Gaffney (N.E.), CB Andre Goodman (Mia.), T Brandon Gorin (Stl.), S Renaldo Hill (Mia.), RB LaMont Jordan (N.E.), LS Lonie Paxton (N.E.), DL/LB Darrell Reid (Ind.), QB Chris Simms (Ten.), G Scott Young (Cle.). **Lost:** CB Karl Paymah (Min.).
- 2010** — **Signed:** DL Justin Bannan (Bal.), DL Jarvis Green (N.E.), LB Nick Griesen (Den.), CB Nate Jones (Mia.). **Lost:** G/C Ben Hamilton (Sea.), DL Vonnie Holliday (Was.).
- 2011** — **Signed:** TE Daniel Fells (Stl.), TE Dante Rosario (Car.), DT Marcus Thomas (Den.). **Lost:** OL Ryan Harris (Phi.), DL Ronald Fields (Car.).
- 2012** — **Signed:** S Mike Adams (Cle.), WR Andre Caldwell (Cin.), TE Joel Dreessen (Hou.), CB Caleb Hanie (Chi.), CB Tracy Porter (N.O.), TE Jacob Tamme (Ind.). **Lost:** DT Brodrick Bunkley (N.O.), TE Daniel Fells (N.E.), LB Mario Haggan (Stl.), Derrick Harvey (Cin.), FB Spencer Larsen (N.E.), QB Brady Quinn (K.C.), TE Dante Rosario (S.D.), WR Eddie Royal (S.D.), CB Jonathan Wilhite (Chi.).
- 2013** — **Signed:** DB Quentin Jammer (S.D.), DT Terrance Knighton (Jac.), LB Shaun Phillips (S.D.), CB Dominique Rodgers-Cromartie (Phi.), G Louis Vasquez (S.D.), WR Wes Welker (N.E.). **Lost:** FB Chris Gronkowski (S.D.), S Jim Leonhard (N.O.), CB Tracy Porter (Oak.), WR Matthew Willis (Det.).
- 2014** — **Signed:** WR Emmanuel Sanders (Pit.), CB Aqib Talib (N.E.), S T.J. Ward (Cle.). **Lost:** S Mike Adams (Ind.), DE Robert Ayers (NYG), G Zane Beadles (Jac.), LB Stewart Bradley, CB Marquace Cole, WR Eric Decker (NYG), S Michael Huff, CB Quentin Jammer, C Dan Koppen, LB Paris Lenon, DE Jeremy Mincey (Dal.), RB Knowshon Moreno (Mia.), DE Shaun Phillips (Ten.), CB Dominique Rodgers-Cromartie (NYG), C Steve Vallos, LB Wesley Woodyard (Ten.).
- 2015** — **Signed:** TE Owen Daniels (Bal.), S Darian Stewart (Bal.). **Lost:** S Quinton Carter, G Orlando Franklin (S.D.), LB Nate Irving (Ind.), DT Terrance Knighton (Was.), C Will Montgomery (Chi.), S Rahim Moore (Hou.), TE Jacob Tamme (Atl.), TE Julius Thomas (Jac.), DT Mitch Unrein (S.D.), WR Wes Welker.

BRONCOS MAJOR TRADE HISTORY

2015

Obtained a 1st-2015 (LB Shane Ray) from Detroit in exchange for C/G Manny Ramirez, a 1st-2015 (G Laken Tomlinson), a 5th-2015 [traded to Minnesota via Chicago (TE Mike Coyle Pruitt)]
Obtained C/G Gino Gradkowski and a 5th-2016 from Baltimore in exchange for 4th-2016.

2014

Obtained K Brandon McManis from N.Y. Giants in exchange for a 7th-2015 [traded to Tennessee (WR Tre McBride)].
Obtained a 2nd-2014 (WR Cody Latimer) and 7th-2014 (LB Corey Nelson) from San Francisco in exchange for a 2nd-2014 [traded to Miami (WR Jarvis Landry)], a 5th-2014 [traded to Miami (LB Jordan Tripp)] and a 4th-2015.
Obtained a 5th-2014 (LB Lamin Barrow) and a 5th-2015 from Chicago in exchange for a 4th-2014 (S Brock Vereen) and a 7th-2014 (T Charles Leno Jr.).

2013

Obtained a 5th-2013 (DE Quanterus Smith) and 6th-2013 (T Winston Painter) from Green Bay in exchange for a 4th-2013 (RB Jonathan Franklin).

2012

Obtained a 4th-2012 (C Philip Blake) and 6th-2012 (LB Danny Trevathan) from the N.Y. Jets in exchange for QB Tim Tebow and a 7th-2012 (DE Greg Scruggs).
Obtained a 1st-2012 [traded to Tampa Bay (RB Doug Martin)] and a 4th-2012 [traded to Tampa Bay (DE Jared Crick)] from New England in exchange for a 1st-2012 (LB Dont'a Hightower).
Obtained a 2nd-2012 (DE Derek Wolfe) and a 4th-2012 (CB Omar Bolden) from Tampa Bay in exchange for a 1st-2012 (RB Doug Martin) and a 4th-2012 (DE Jared Crick).
Obtained a 3rd-2012 (RB Ronnie Hillman) from Cleveland in exchange for a 3rd-2012 (DT John Hughes) and a 4th-2012 (LB James-Michael Johnson).

2011

Obtained 2nd-2011 (S Rahim Moore), 4th-2011 (S Quinton Carter) and 5th-2011 [traded to Green Bay (TE D.J. Williams)] from San Francisco in exchange for 2nd-2011 (QB Colin Kaepernick).
Obtained 4th-2011 (TE Julius Thomas) and 7th-2011 (TE Virgil Green) from Green Bay in exchange for 5th-2011 (TE D.J. Williams) and 6th-2011 (LB D.J. Smith).
Obtained DT Brodrick Bunkley from Philadelphia in exchange for a 6th-2012 (WR Marvin McNutt).
Obtained a 5th-2012 (DE Malik Jackson) from St. Louis in exchange for WR Brandon Lloyd.

2010

Obtained QB Brady Quinn from Cleveland in exchange for RB Peyton Hillis, 6th-2011 and a conditional 2012 draft selection.
Obtained 2nd-2010 [traded to Baltimore (LB Sergio Kindle)] and 2nd-2011 from Miami in exchange for WR Brandon Marshall.
Obtained 5th-2010 (CB Pernish Cox) from Philadelphia through Cleveland in a three-way trade that sent TE Tony Scheffler to Detroit along with 7th-2010 [traded to Philadelphia (LB Jamar Chaney)].
Obtained 1st-2010 [traded to Philadelphia (DE Brandon Graham)] and 4th-2010 [traded to New England (TE Aaron Hernandez)] from San Francisco for 1st-2010 (T Anthony Davis).
Obtained 1st-2010 [traded to Dallas via New England (WR Dez Bryant)], 3rd-2010 [traded to Baltimore (TE Ed Dickson)] and 3rd-2010 (WR Eric Decker) from Philadelphia in exchange for 1st-2010 (DE Brandon Graham).
Obtained 1st-2010 (WR Demaryius Thomas) from New England in exchange for 1st-2010 [traded to Dallas (WR Dez Bryant)] and 4th-2010 (TE Aaron Hernandez).
Obtained 1st-2010 (QB Tim Tebow) from Baltimore in exchange for 2nd-2010 (LB Sergio Kindle), 3rd-2010 (TE Ed Dickson) and 4th-2010 (TE DeSean Pitts).
Obtained 7th-2010 (CB Syd'Quan Thompson) and 7th-2010 (LB Jammie Kirlew) from Tampa Bay in exchange for 5th-2011.
Obtained LB Joe Mays from Philadelphia in exchange for RB J.J. Arrington.
Obtained TE Dan Gronkowski from Detroit in exchange for CB Alphonso Smith.
Obtained RB Laurence Maroney and a 6th-2011 [traded to Minnesota through Cleveland (T DeMarcus Love)] from New England in exchange for a 4th-2011 [traded to Seattle (LB K.J. Wright)].

2009

Obtained QB Kyle Orton, 1st-2009 (DE Robert Ayers), 3rd-2009 [traded to Pittsburgh (WR Mike Wallace)] and 1st-2010 [traded to San Francisco (T Anthony Davis)] from Chicago in exchange for QB Jay Cutler and 5th-2009 (WR Johnny Knox).
Obtained 2nd-2009 (CB Alphonso Smith) from Seattle in exchange for 1st-2010 (S Earl Thomas).
Obtained 2nd-2009 (TE Richard Quinn) and 4th-2009 (G Seth Olsen) from Pittsburgh in exchange for 3rd-2009 (G Kraig Urbik) and 3rd-2009 (WR Mike Wallace).
Obtained 5th-2009 (WR Kenny McKinley) from Baltimore through New England, Philadelphia and Cleveland in exchange for 5th-2009 (TE Davon Drew) and 6th-2009 (RB Cedric Peerman).
Obtained 6th-2009 (QB Tom Brandstater) from Detroit in exchange for 7th-2009 (LB Zack Follett) and 5th-2010.
Obtained DL Le Kevin Smith and a 7th-2010 from New England [traded to Washington via Philadelphia and New England (T Selvis Capers)] in exchange for 5th-2010 [traded to New Orleans through Oakland and Jacksonville (C Matt Tennant)].
Obtained DL Russ Hochstein from New England in exchange for 7th-2010 [traded to Washington via Philadelphia (T Selvis Capers)].

2008

Obtained 5th-2009 [traded to Chicago (WR Johnny Knox)] from Seattle in exchange for WR Keary Colbert.
Obtained 7th-2009 [traded to Detroit (LB Zack Follett)] from Atlanta in exchange for CB Dominique Foxworth.
Obtained 5th-2010 from Dallas [traded to New Orleans through New England, Oakland and Jacksonville (C Matt Tennant)] in exchange for G Montreae Holland.
Obtained DT Dewayne Robertson from N.Y. Jets in exchange for a conditional 2009 draft pick (did not meet conditions).
Obtained 6th-2008 (FB/LB Spencer Larsen) from Houston in exchange for C Chris Myers.

2007

Obtained 5th-2008 (RB Ryan Torain) from Oakland in exchange for DT Gerard Warren.
Obtained DT Jimmy Kennedy from St. Louis in exchange for 6th-2008 [traded to Washington (CB Kareem Moore)].
Obtained 4th-2007 (DT Marcus Thomas) from Minnesota in exchange for 6th-2007 (LB Rufus Alexander), 7th-2007 (WR Chandler Williams) and 3rd-2008 [traded to Kansas City (RB Jamaal Charles)].
Obtained 1st-2007 (DE Jarvis Moss) from Jacksonville in exchange for 1st-2007 (S Reggie Nelson), 3rd-2007 [traded to Baltimore (T Marshal Yanda)] and 6th-2007 [traded to Atlanta (C Doug Datish)].
Obtained 7th-2008 (FB Peyton Hillis) from Tampa Bay in exchange for QB Jake Plummer.
Obtained CB Dré Bly and 6th-2007 [traded to Minnesota (LB Rufus Alexander)] from Detroit in exchange for RB Tatum Bell, T George Foster and 5th-2007 (LB Johnny Baldwin).

2006

Obtained 3rd-2007 (T Ryan Harris) and 4th-2008 (CB Jack Williams) from Washington in a three-way trade in which Denver WR Ashley Lelie was sent to Atlanta, which traded RB T.J. Duckett to Washington.
Obtained WR Javon Walker from Green Bay in exchange for 2nd-2006 [traded to Atlanta (CB Jimmy Williams)].
Obtained 1st-2006 (QB Jay Cutler) from St. Louis in exchange for 1st-2006 (CB Tye Hill) and 3rd-2006 (DT Claude Wroten).
Obtained 2nd-2006 [traded to Green Bay (then traded to Atlanta (CB Jimmy Williams)) in exchange for WR Javon Walker] and 3rd-2006 [traded to St. Louis (TE Dominique Byrd)] from San Francisco in exchange for 1st-2006 (LB Manny Lawson).
Obtained 1st-2006 [traded to St. Louis (CB Tye Hill) with 3rd-2006 (DT Claude Wroten) for 1st-2006 (QB Jay Cutler)] from Atlanta in exchange for 1st-2006 [traded to N.Y. Jets (C Nick Mangold)], 3rd-2006 [traded to St. Louis (TE Dominique Byrd)] and 4th-2007 [traded to Minnesota and then traded back to Denver (DT Marcus Thomas)].

2005

Obtained DE John Engelberger from San Francisco in exchange for CB Willie Middlebrooks.
Obtained P Todd Sauerbrun from Carolina in exchange for 7th-2006 (DE Stanley McClover) and P Jason Baker.

MAJOR TRADES, CONT.

Obtained 3rd-2005 (CB Karl Paymah), 1st-2006 [traded to San Francisco (LB Manny Lawson) in exchange for 2nd-2006 [traded to Green Bay (then traded pick to Atlanta (CB Jimmy Williams) in exchange for WR Javon Walker], 3rd-2006 [traded to St. Louis (TE Dominique Byrd)] and 4th-2006 (WR Brandon Marshall) from Washington in exchange for 1st-2005 (QB Jason Campbell).
Obtained DE Ebenezer Ekuban and DT Michael Myers from Cleveland in exchange for RB Reuben Droughns.
Obtained DT Gerard Warren from Cleveland in exchange for 4th-2005 [traded through Seattle, Carolina, Green Bay and Philadelphia (T Todd Herremans)].

2004

Obtained DT Ellis Johnson from Atlanta in exchange for 5th-2005 (LB Michael Booley).
Obtained 1st-2004 (LB D.J. Williams) from Cincinnati in exchange for 1st-2004 [traded to St. Louis (RB Steven Jackson) for 1st-2004 (RB Chris Perry) and 4th-2004 (T Stacy Andrews)], 4th-2004 (DE Robert Geathers) and CB Deltha O'Neal.
Obtained 2nd-2004 (RB Tatum Bell) and CB Champ Bailey from Washington in exchange for RB Clinton Portis.

2003

Obtained 6th-2004 (WR Triandos Luke) from Washington in exchange for DT Lionel Dalton.
Obtained 4th-2003 (DE Bryant McNeal) and 5th-2003 (C Ben Claxton) from New England in exchange for 4th-2003 (CB Asante Samuel).
Obtained 4th-2003 (RB Quentin Griffin), 4th-2003 [traded to New England (CB Asante Samuel) in exchange for 4th-2003 (DE Bryant McNeal) and 5th-2003 (C Ben Claxton)] and 7th-2003 (DE Clint Mitchell) from Carolina in exchange for 3rd-2003 (DB Ricky Manning).

2002

Obtained 4th-2002 (S Sam Brandon) and 5th-2002 (WR Herb Haygood) from New England in exchange for 4th-2002 (QB Rohan Davey).
Obtained 3rd-2002 (DT Dorsett Davis) from Baltimore in exchange for 4th-2002 (P Dave Zastudil) and 5th-2002 (TE Terry Jones).

2001

Obtained 7th-2002 (S Chris Young) from Atlanta in exchange for LB Henri Crockett.
Obtained 4th-2002 [traded to Baltimore (P Dave Zastudil), along with 5th-2002 (TE Terry Jones)] from Atlanta in exchange for 7th-2001 (S Corey Hall), 7th-2001 (G Kynan Forney) and 7th-2001 (DE Ronald Flemons).
Obtained 2nd-2001 (DE Paul Tovessi) from Buffalo in exchange for 2nd-2001 (RB Travis Henry) and 4th-2001 (LB Brandon Spoon).

2000

Obtained 4th-2001 [traded back to Buffalo (LB Brandon Spoon) along with 2nd-2001 (RB Travis Henry)] in exchange for 2nd-2001 (DE Paul Tovessi) from Buffalo in exchange for CB Chris Watson.
Obtained 4th-2001 (C Ben Hamilton) from Green Bay in exchange for LB Nate Wayne.
Obtained WR Robert Scott from Green Bay in exchange for conditional draft choice.
Obtained 5th-2000 (WR Muneer Moore) from Seattle in exchange for 6th-2000 (WR James Williams) and 7th-2000 (DB Clifton Black).
Obtained 1st-2000 (CB Deltha O'Neal) and 2nd-2000 (S Kenoy Kennedy) from Baltimore in exchange for 1st-2000 (WR Travis Taylor).
Obtained 6th-2000 (RB Mike Anderson) from St. Louis in exchange for RB Derek Loville.
Obtained S Billy Jenkins from St. Louis in exchange for 5th-2000 (DE Brian Young) and 5th-2001 (traded by St. Louis to Washington: WR Darnerian McCants).
Obtained 7th-2001 [traded to Atlanta (G Kynan Forney)] from Green Bay in exchange for LB David Bowens.

1999

Obtained 7th-2000 [traded to Seattle (DB Clifton Black) along with 6th-2000 (WR James Williams) in exchange for 5th-2000 (WR Muneer Moore)] and 7th-2001 [traded to Atlanta (S Corey Hall) along with 7th-2001 (G Kynan Forney) and 7th-2001 (DE Ronald Flemons) in exchange for 4th-2002] from Washington in exchange for CB Tito Paul.
Obtained RB John Avery from Miami in exchange for WR Marcus Nash.
Obtained 6th-1999 (TE Desmond Clark) and 7th-1999 (WR Billy Miller) from Washington in exchange for 5th-1999 (T Derek Smith).
Obtained 3rd-1999 (CB Chris Watson) and 4th-2000 (G/T Cooper Carlisle) from Carolina in exchange for QB Jeff Lewis.

1998

Obtained 5th-1999 (DE/LB David Bowens) from Dallas in exchange for TE Kendall Watkins.
Obtained 7th-1998 (T Trey Teague) from Philadelphia in exchange for 6th-1999 (WR Troy Smith).
Obtained 2nd-1999 (DE Montae Reagor) from San Francisco in exchange for T Jamie Brown.

1997

Obtained 3rd-1997 (G Dan Neil) from N.Y. Jets for 3rd-1997 (WR Dedric Ward), 6th-1997 (QB Chuck Clements), 7th-1997 (Jason Ferguson) and 6th-1998 (Dustin Johnson).
Obtained T Tony Jones from Baltimore for 2nd-1997 (DB Kim Herring).

1996

Obtained WR Todd Kinchen from St. Louis for 5th-1997 (Taje Allen).
Obtained 2nd-1996 [traded to Baltimore (CB Deron Jenkins) for three more picks: 3rd-1996 (RB Detron Smith), 4th-1996 (QB Jeff Lewis) and 7th-1996 (T Leslie Ratliffe)] and 7th-1996 (P Brian Grager) from Detroit in exchange for RB/KR Glyn Milburn.
Obtained 4th-1996 (S Darrius Johnson), 5th-1996 (WR Patrick Jeffers) and 7th-1996 (RB L.T. Levine) from Carolina for 4th-1996 (Emmanuel McDaniel).

1995

Obtained 4th-1995 (T Jamie Brown) and 6th-1995 (RB Terrell Davis) from Minnesota in exchange for 4th-1995 (QB Chad May).

1994

Obtained 4th-1995 (LB Ken Brown) from Los Angeles Rams in exchange for QB Tommy Maddox.
Obtained 7th-1994 (C Tom Nalen) from New York Giants in exchange for WR Arthur Marshall.
Obtained WR Mike Pritchard and 7th-1995 (TE Byron Chamberlain) from Atlanta in exchange for 3rd-1994 (G Alai Kalanivulu) and 1st-1995 (dealt to Minnesota, which selected WR Derrick Alexander).
Obtained DT Ted Washington from San Francisco in exchange for 5th-1994 (to Green Bay: Dorsey Levens).
Obtained CB Ben Smith from Philadelphia for 3rd-1995 (WR Chris T. Jones) and 5th-1996 (Mike Marshall).

1993

Obtained T Gary Zimmerman from Minnesota in exchange for 1st-1994 (Dewayne Washington), 6th-1994 (Andrew Jordan) and 2nd-1995 (Orlando Thomas).
Obtained 7th-1994 (Butler By'not'e) from Green Bay in exchange for G Doug Widell.
Obtained undisclosed conditional draft choice from Minnesota in exchange for WR Vance Johnson.
Obtained 1st-1993 (Dan Williams) from Cleveland for 1st-1993 (Steve Everitt) and 3rd-1993 (Mike Caldwell).
Obtained 3rd-1993 (Rondell Jones) from L.A. Raiders for RB Gaston Green.
Obtained 3rd-1993 (dealt to Cleveland: Mike Caldwell) and 7th-1993 (Clarence Williams) from Atlanta for S Alton Montgomery.

1992

Obtained RB Sammie Smith from Miami for RB Bobby Humphrey.
Obtained 7th-1992 (Jim Johnson) and 8th-1992 (Dietrich Lockridge) from New York Jets in exchange for 6th-1992 (Jeff Blake).
Obtained 7th-1992 (Ron Geater) from Tampa Bay in exchange for WR Ricky Nattiel.

1991

Obtained T Harvey Salem from Detroit in exchange for 3rd-1992 (Thomas McLemore).
Obtained RB Gaston Green and 4th-1991 (Derek Russell) from L.A. Rams for T Gerald Perry and 12th-1991 (Jeff Pahuokoa).

1990

Obtained DE David Galloway from Phoenix for 8th-1991 (Greg Amsler).
Obtained T/C David Widell from Dallas for 7th-1991 (Leon Left).
Obtained 8th-1991 [traded back to Phoenix: Greg Amsler] from Phoenix for TE David Little.
Obtained 10th-1990 (James Szymanski) from Los Angeles Raiders for 11th-1990 (Ron Lewis).

Obtained 5th-1990 (Jeff Davidson) from New England for 4th-1991 (dealt to Pittsburgh: Sammy Walker).

1989

Obtained DE Ron Holmes from Tampa Bay for 4th-1990 (Tony Mayberry).

Obtained DE Kevin Brooks and 4th-1990 (Jeroy Robinson) from Dallas for 3rd-1990 (dealt to New England: Greg McMurtry).

Obtained K David Treadwell from Phoenix in exchange for 12th-1990 (Ken McMichel).

Obtained 1st-1989 (Steve Atwater), 2nd-1989 (Warren Powers), and a 5th-1989 (Darren Carrington) from Cleveland for 1st-1989 (Eric Metcalf).

1988

Obtained FB Calvin Thomas from Chicago in exchange for undisclosed conditional draft choice.

Obtained NT Shawn Knight from New Orleans for NT Ted Gregory.

Obtained undisclosed future draft choice from Washington in exchange for RB/TE Bobby Micho.

Obtained C Mike Ruether from Phoenix in exchange for LB Ricky Hunley.

Obtained RB Tony Dorsett from Dallas in exchange for conditional 5th-1989 (Jeff Roth).

Obtained rights to S Kip Corrington from Detroit in exchange for conditional undisclosed future draft choice.

1987

Obtained 10th-1988 (Channing Williams) from Pittsburgh for LB Ken Woodward.

Obtained G Stefan Humphries from Chicago for P Bryan Wagner.

Obtained C/G Larry Lee from Miami for 8th-1988 (Louis Cheek).

1986

Obtained 11th-1987 (Steve Roberts) and undisclosed future draft choice (7th-1988; Pat Kelly) from Los Angeles Rams in exchange for LB Steve Busick.

Obtained CB Mark Haynes from the New York Giants in exchange for 2nd-1986 (Pepper Johnson) and 6th-1986 (obtained from Tampa Bay; Giants selected Ron Brown), and 2nd-1987 (Adrian White).

1985

Obtained TE Mike Barber from Los Angeles Rams in exchange for 12th-1986 (Marcus DuPree).

Obtained 2nd-1985 (Vance Johnson) from Houston in exchange for 2nd-1985 (obtained from Tampa Bay; Houston selected Richard Byrd) and 5th-1985 (Lee Johnson).

Obtained 6th-1986 (Orson Mobley) from Green Bay in exchange for QB Scott Brunner.

1984

Obtained 6th-1986 (traded to Giants in 1986 in Mark Haynes deal; Giants selected Ron Brown) from Tampa Bay in exchange for DE Brison Manor.

Obtained rights to LB Ricky Hunley from Cincinnati for 1st-1986 (Tim McGee), 3rd-1986 (David Fulcher) and 5th-1987 (Greg Home).

Obtained WR Butch Johnson from Houston in exchange for 3rd-1985 (Mike Kelley).

Obtained WR Dave Logan from Cleveland in exchange for 4th-1984 (Rickey Bolden).

Obtained QB Scott Brunner from New York Giants in exchange for 4th-1984 (Gary Reasons).

Obtained 4th-1984 (Randy Robbins) and conditional undisclosed future draft choice (2nd-1985; traded to Houston: Richard Byrd) from Tampa Bay in exchange for QB Steve DeBerg.

Obtained TE Eason Ramson from San Francisco in exchange for 5th-1984 (dealt to Atlanta: Cliff Benson).

Obtained LB Stan Blinka from New York Jets in exchange for 6th-1985 (Rich Miano).

1983

Obtained 5th-1985 (Billy Hinson) from Miami in exchange for LB Larry Evans.

Obtained 8th-1984 (Winford Hood) from Green Bay in exchange for DE Greg Boyd.

Obtained rights to QB John Elway from Baltimore for G Chris Hinton, 1st-1984 (Ron Solt) and QB Mark Herrmann.

1982

Obtained 4th-1984 (dealt to Cleveland for Dave Logan; Cleveland selected Rickey Bolden) from New Orleans in exchange for T Kelvin Clark.

Obtained S J.T. Thomas from Pittsburgh in exchange for 8th-1983 (Henry Odom).

Obtained linebacker Robert L. Jackson from Cleveland for 6th-1982 (Mike Whitwell).

Obtained 1st-1982 (Gerald Willhite) and 4th-1982 (Dan Plater) from Buffalo Bills for 1st-1982 (Perry Tuttle).

1981

Obtained QB Steve DeBerg from San Francisco for 4th-1983 (dealt to Rams: Chuck Nelson).

Obtained WR Wade Manning from Buffalo for 8th-1982 (dealt to Dallas: George Peoples).

Obtained future undisclosed draft choice (5th-1983; Bruce Baldwin) from New Orleans for LB Rob Nairne.

Obtained RB Tony Reed from Kansas City for 3rd-1981 (Roger Taylor) and 4th-1982 (Stuart Anderson).

1980

Obtained WR Emery Moorehead from New York Giants for 8th-1981 (Mark Reed).

Obtained RB Don Hardeman from Baltimore for 12th-1980 (Marvin Sims).

Obtained CB Perry Smith from St. Louis for 8th-1980 (Grant Hudson) and 10th-1981 (Jim Joiner).

Obtained RB Lawrence McCutcheon from Los Angeles for 3rd-1982 (dealt to Houston: Robert Abraham).

Obtained QB Matt Robinson from N.Y. Jets for 1st-1980 (dealt to San Francisco: Jim Stuckey), 2nd-1980 (Ralph Clayton) and QB Craig Penrose.

1979

Obtained 8th-1980 (Don Coleman) from Baltimore for P Bucky Dilts.

Obtained 2nd-1980 (Rulon Jones) and 5th-1980 (Laval Short) and 3rd-1981 (traded to Kansas City: Roger Taylor) for DE Lyle Alzado.

1978

Obtained OT Tom Neville from New England for 10th-1979.

Obtained DB Charlie West and 6th-1979 (Jeff McIntyre) for TE Bill Gay.

Obtained future undisclosed draft choice from Detroit for center Mike Montler.

1977

Obtained RB Jim Jensen from Dallas for 6th-1979 (Martin Cox).

Obtained OT Andy Maurer from San Francisco for 9th-1978 (Steve McDaniels).

Obtained C Mike Montler from Buffalo for 2nd-1979 (Jim Haslett).

Obtained DB Bernard Jackson from Cincinnati for 3rd-1978 (Don Bass) and 7th-1978 (G Dan Bass).

Obtained CB Craig Morton from the New York Giants for QB Steve Ramsey and 5th-1978 (Brian DeRoo).

1976

Obtained LB Godwin Turk from New York Jets for 5th-1977 (Gary Gregory).

Obtained OT Bill Bain from Green Bay for 3rd-1977 (Rick Scribner).

Obtained 9th-1976 (Jim Lisko) from St. Louis for DB Jeff Severson.

1975

Obtained DB Jeff Severson from Houston for 7th-1976 (Larry Harris).

Obtained past considerations from Kansas City for TE Billy Masters.

Obtained C Phil Olsen from Los Angeles for WR Otto Stowe, 3rd-1976 and 6th-1977 (Art Best).

Obtained CB Clarence Ellis from Atlanta for DB Charles Greer, WR Jerry Simmons and 6th-1976 (Stan Varner).

Obtained DT Greg Marx and 5th-1975 (Stan Rogers) from Atlanta for G Larron Jackson.

MAJOR TRADES, CONT.

1974

Obtained 4th-1975 (Steve Taylor) from Kansas City for LB Tom Graham.
 Obtained 10th-1975 (Hank Englehardt) from Kansas City for T Tom Drougas.
 Obtained 3rd-1975 (Mike Franckowiak) from New York Giants for RB Joe Dawkins.
 Obtained RB Jon Keyworth from Washington for 6th-1975 (Mark Doak) and 11th-1975 (Ardell Johnson).
 Obtained DB John Rowser from Pittsburgh for 6th-1974 (James Wolfe) and 9th-1974 (Tommy Reamon).

1973

Obtained LB Ray May from Baltimore for 3rd-1974 (Robert Pratt) and 8th-1974 (Paul Miles).
 Obtained DB Dale Hackbart from St. Louis for 10th-1974 (Greg Hartle).
 Obtained LB Bill Laskey from Baltimore for 7th-1974 (Dan Dicketl).
 Obtained WR Gene Washington from Minnesota for WR Rod Sherman and 5th-1974 (Jim Ferguson).

1972

Obtained 3rd-1974 (Claudie Minor) and 6th-1974 (traded to Pittsburgh: James Wolfe) from Cleveland for QB Don Horn.
 Obtained WR Haven Moses from Buffalo for WR Dwight Harrison.
 Obtained 3rd-1973 (Paul Howard) from Cleveland for DE Rich Jackson.
 Obtained C Bobby Maples from Pittsburgh for 6th-1973 (Ron Bell).
 Obtained T Rick Sharp from Pittsburgh for 8th-1973 (Loren Toews).
 Obtained DE-T Lloyd Voss from Pittsburgh for 5th-1973 (Dave Reavis).
 Obtained QB Charley Johnson from Houston for 3rd-1973 (dealt to Baltimore: Bill Olds).
 Obtained RB Eddie Ray and 3rd-1973 (John Wood) from San Diego for DT Dave Costa.
 Obtained 7th-1973 (John Grant) from Baltimore for TE John Mosier.
 Obtained LB Al Andrews from Buffalo for LB Dave Washington.
 Obtained 5th-1973 (traded to Pittsburgh: Dave Reavis) from New Orleans for LB John Huard.

1971

Obtained RB Joe Dawkins from Houston for RB Dickie Post.
 Obtained OG Larron Jackson and 5th-1972 from Houston for DB Cleophus Johnson.
 Obtained LB Olen Underwood from Houston for OG Bob Young.
 Obtained 5th-1972 (Jim Krieg) from Philadelphia for QB Pete Uske.
 Obtained RB Dickie Post from San Diego for 2nd-1972 (dealt to Rams: Jim Bertelsen).
 Obtained QB Steve Ramsey from New Orleans for 4th-1972 (dealt to Dallas: Tim Kearney).
 Obtained T Roger Shoals from Detroit for LB Carl Cunningham.
 Obtained QB John Stofa from Miami for 7th-1972 (Bill Adams).
 Obtained DB Butch Byrd from Buffalo for 5th-1972 (Robert Penchion).
 Obtained DB Leroy Mitchell from Houston for DB John Charles.
 Obtained DB John Charles and 4th-1972 (Tom Graham) from Minnesota for WR Al Denson.
 Obtained QB Don Horn and 1st-1972 (Riley Odums) from Green Bay for DE Alden Roche and 1st-1972 (Willie Buchanon).
 Obtained K Jim Turner from New York Jets for K Bobby Howfield.

1970

Obtained DB Cornell Gordon from New York Jets for DB Gus Hollomon.
 Obtained TE Jim Whalen from Boston for TE Tom Beer.
 Obtained DB Paul Martha from Pittsburgh for C Walter Highsmith and T Wallace Dickey.
 Obtained RB Booker Edgerson from Buffalo for 5th-1972 (dealt to Houston and then Atlanta: Billy Taylor).
 Obtained FB Willis Crenshaw from St. Louis for 3rd-1971 (Jim Livesay).
 Obtained TE Billy Masters from Buffalo for 5th-1971 (Tim Beamer).
 Obtained 8th-1971 (Tom Beard) from Houston for RB Tom Smiley.
 Obtained 4th-1971 (Lyle Alzado) from Boston for K Charlie Gogolak.

1969

Obtained RB Tom Smiley from Cincinnati for WR Eric Crabtree.
 Obtained T Walt Barnes from Kansas City for 8th-1970 (Fred Barry).

1968

Obtained a future draft choice from the N.Y. Jets for DB Nemiah Wilson, later canceled when Wilson was cut by the Jets.
 Obtained 4th-1969 (Mike Schnitker) from Kansas City for DT Curley Culp.
 Obtained 3rd-1968 (Robert Vaughan) from Kansas City for DB Goldie Sellers.
 Obtained 4th-1968 (Drake Garrett) from Kansas City for RB Wendell Hayes.
 Obtained 6th-1969 (Wandy Williams) from Buffalo for RB Charlie Mitchell.

1967

Obtained QB Steve Tensi from San Diego for 1st-1968 (Russ Washington) and 1st-1969 (Marty Domres).
 Obtained OG Dick Tyson, LB Ray Schmutz and DE Rich Jackson from Oakland for WR Lionel Taylor and C Jerry Sturm.
 Obtained RB Cookie Gilchrist, QB George Wilson, OG Ernie Park and DE Earl Faison from Miami for DE Dan LaRose, LB Jerry Hopkins
 RB Abner Haynes, and 6th-1968 (Kim Hammond).
 Obtained WR Bill Cronin from Miami for DT Ray Jacobs.
 Obtained DT Dave Costa from Buffalo for 4th-1968 (Edgar Chandler).
 Obtained DT Rex Mirich and 3rd-1967 (dealt to Buffalo: Tom Rhoads) from Oakland for DB Willie Brown and QB Mickey Slaughter.

1966

Obtained 3rd-1967 (Mike Current) and 5th-1967 (Fran Lynch) from Miami for RB Cookie Gilchrist.
 Obtained LB Archie Matsos from Oakland for RB Hewritt Dixon.

1965

Obtained RB Cookie Gilchrist from Buffalo for RB Billy Joe.
 Obtained RB Abner Haynes from Kansas City for LB Jim Fraser.

1964

Obtained DT Stan Fanning and 6th-1964 (Al Denson) from Oakland for RB Gene Mingo.
 Obtained QB Jacky Lee for two years use from Houston for 1st-1965 and DT Bud McFadin.
 Obtained LB Marv Matuszak and DB Billy Atkins from Buffalo for C Walt Cudzik.
 Obtained DT-K Dick Guesman, DE Ed Cooke, DT Charlie Janerette, OG Sid Fournet and LB Jim Price from New York Jets for DB Bob Zeman, LB Wahoo McDaniel, WR Gene Prebola and DT Gordy Holz.

1962

Obtained RB Bo Dickinson from Dallas for OB Carl Larpenster.
 Obtained HB Bob Scarpitto, DB Bob Zeman and OE Luther Hayes from San Diego for cash.

1960

Obtained DB Goose Gonsoulin from Dallas for FB Jack Spikes.

ALL-TIME COACHES ROSTER

COACH	POSITION	YEARS OF SERVICE (TOTAL)
A		
Dennis Allen	Defensive Coordinator	2011 (1)
B		
Joe Baker	Linebackers	2007 (1)
	Offensive Assistant	2008 (1)
Vernon Banks	Strength and Conditioning	1993-94 (2)
Clancy Barone	Tight Ends	2009, 11-14 (5)
	Offensive Line	2010 (1)
Marvin Bass	Special Assistant	1982-83, '85-92 (10)
	Offensive Line	1984 (1)
Jeremy Bates	Offensive Assistant	2006 (1)
	Wide Receivers/Quarterbacks	2007 (1)
	Quarterbacks	2008 (1)
Jim Bates	Assistant Head Coach/Defense	2007 (1)
Chip Beake	Quality Control	2006 (1)
Chris Beake	Defensive Quality Control	2013 (1)
	Defensive Assistant	2014 (1)
Raymond Berry	Quarterbacks	1992 (1)
Marv Braden	Special Teams	1977-80 (4)
Ronnie Bradford	Special Teams Assistant	2003 (1)
	Special Teams	2004-06 (3)
	Assistant Defensive Backs	2007 (1)
	Defensive Backs	2008 (1)
Tim Brewster	Tight Ends	2005-06 (2)
Jacob Burney	Defensive Line	2002-04, '07-08 (5)
	Defensive Line/Ends	2005-06 (2)
Keith Burns	Special Teams Assistant	2007-12 (6)
Frank Bush	Linebackers	1995-99 (5)
	Nickel Package/Secondary	2000 (1)
	Special Teams	2001-03 (3)
C		
Troy Calhoun	Defensive Assistant	2003 (1)
	Offensive Assistant/Special Teams	2004 (1)
	Assistant to Head Coach	2005 (1)
Brian Callahan	Coaching Assistant	2010 (1)
	Offensive Quality Control	2011-12 (2)
	Offensive Assistant	2014 (2)
Ken Carpenter	Assistant	1961 (1)
Rubin Carter	Assistant Defensive Line	1987-88 (2)
Jim Cason	Backfield	1960 (1)
Dwayne Chandler	Assistant Strength and Conditioning	2007-08 (2)
Barney Chavous	Assistant Strength and Conditioning	1989 (1)
	Defensive Assistant	1990-92 (3)
	Assistant Strength/Assistant Defensive Line	1993-94 (2)
	Assistant Strength/Assistant Offensive Line	1995-99 (5)
Max Coley	Offensive Coordinator	1972-76 (5)
Joe Collier	Defensive Backfield	1969-71 (3)
	Defensive Coordinator	1972-81 (10)
	Assistant Head Coach/Defense	1982-88 (7)
Jim Bob Cooter	Offensive Assistant	2013 (1)
Dick Coury	Wide Receivers	1972-73 (2)
Larry Coyer	Linebackers	2000-02 (3)
	Defensive Coordinator	2003-06 (4)
James Cregg	Assistant Offensive Line	2014 (1)
D		
Kay Dalton	Wide Receivers	1974-76 (3)
	Special Offensive Assistant	1986 (1)
Joe DeCamillis	Defensive Quality Control	1991-92 (2)
Jack Del Rio	Defensive Coordinator	2012-14 (3)
Rick Dennison	Offensive Assistant	1995-96 (2)
	Special Teams	1997-2000 (4)
	Offensive Line	2001-05, '09 (6)
	Offensive Coordinator	2006 (1)
	Offensive Coordinator/Offensive Line	2007-08 (2)
George Dickson	Defensive Backs	1964-65 (2)
Dale Dodrill	Defensive Line	1960-63, '66 (5)
Kirk Doll	Assistant Defensive Backs	2004 (1)
	Linebackers	2005-06 (2)
Ed Donatell	Defensive Backs	1995-99, '09-10 (7)
Karl Dorrell	Wide Receivers	2000-02 (3)

ALL-TIME COACHES ROSTER, CONT.

D (CONT.)

Whitey Dovell	Offensive Line	1967-70, '79-80	(6)
	Special Teams/Tight Ends	1971	(1)
Rod Dowhower	Offensive Coordinator	1980	(1)
	Offensive Coordinator/Wide Receivers	1981-82	(2)
George Dyer	Defensive Line	1995-2001	(7)
	Assistant to Head Coach	2002	(1)

E

Hunter Enis	Offensive Backs	1967-71	(5)
Mike Eubanks	Assistant Strength and Conditioning	2012-14	(3)

F

Jim Fassel	Offensive Coord./Quarterbacks	1993	(1)
	Assistant Head Coach/Offensive Coordinator	1994	(1)
Jack Faulkner	Head Coach	1962-64	(3)
Frank Filchock	Head Coach	1960-61	(2)
Jedd Fisch	Wide Receivers	2008	(1)
Mo Forte	Running Backs	1988-92	(5)
	Wide Receivers	1993-94	(2)
John Fox	Head Coach	2011-14	(4)
Jerry Frei	Offensive Line	1972-75, '81-82	(6)
Leon Fuller	Defensive Backs	1994	(1)

G

Chan Gailey	Special Teams/Tight Ends	1985-86	(2)
	Tight Ends/Receivers	1987	(1)
	Quarterbacks	1988	(1)
	Offensive Coordinator/Receivers	1989-90	(2)
Bob Gambold	Linebackers	1972-73	(2)
	Defensive Backs	1974-77	(4)
Sam Garnes	Assistant Secondary	2011-14	(4)
Adam Gase	Wide Receivers	2009-10	(2)
	Quarterbacks	2011-12	(2)
	Offensive Coordinator	2013-14	(2)
Jason George	Assistant Strength and Conditioning	2012-14	(3)
Alex Gibbs	Offensive Line	1984-87	(4)
	Assistant Head Coach/Offensive Line	1995-2003	(9)
	Offensive Consultant	2013	(1)
David Gibbs	Safeties	2001	(1)
	Secondary	2002-04	(3)
Mike Giddings	Assistant Offensive Line	1976	(1)
Gary Glick	Defensive Backs	1962	(1)
I.J. Gorman	Strength and Conditioning	1983-84	(2)
Ken Gray	Offensive Line	1977-78	(2)
Bob Griffin	Assistant	1966	(1)

H

John Hadl	Quarterbacks/Receivers	1983	(1)
Bo Hardegree	Quality Control-Offense	2014	(1)
Bishop Harris	Running Backs	1993-94	(2)
Mike Heimerdinger	Wide Receivers	1995-99	(5)
	Assistant Head Coach	2006	(1)
	Assistant Head Coach/Quarterbacks	2007	(1)
George Henshaw	Offensive Line	1988-90	(3)
	Wide Receivers	1991	(1)
	Offensive Coordinator/Receivers	1992	(1)
Ed Hughes	Defensive Backs	1963	(1)

J

Charlie Jackson	Defensive Assistant	2007-08	(2)
Bill Johnson	Defensive Line	2007-08	(2)
Charley Johnson	Quarterbacks	1976	(1)
Reed Johnson	Special Teams	1981	(1)
Stan Jones	Defensive Line	1967-71, 76-88	(18)

K

Larry Kennan	Wide Receivers	1988	(1)
Greg Knapp	Quarterbacks	2013-14	(2)
Gary Kubiak	Offensive Coordinator/Quarterbacks	1995-2002	(8)
	Offensive Coordinator	2003-05	(3)

L

Charlie Lee	Running Backs	1981	(1)
Earl Leggett	Defensive Line	1989-90	(2)
John Levra	Offensive Line	1993-94	(2)

L (CONT.)

Anthony Lomando	Assistant Strength and Conditioning	2012-14 (3)
Justin Lovett	Strength and Conditioning Assistant	2010-11 (2)
Anthony Lynn	Assistant Special Teams	2000-02 (3)

M

Dick MacPherson	Defensive Backs	1967-68 (2)
	Linebackers	1969-70 (2)
Dave Magazu	Offensive Line	2011-14 (4)
Ray Malavasi	Defensive Line	1964-65 (2)
	Head Coach/Offensive Line	1966 (1)
Pete Mangurian	Tight Ends/Assistant Offensive Line	1988-90 (3)
	Offensive Line	1991-92 (2)
Jim Martin	Offensive Line	1962 (1)
Don "Wink" Martindale	Linebackers	2009 (1)
	Defensive Coordinator	2010 (1)
Marv Matuszak	Defensive Backs	1966 (1)
Richie McCabe	Defensive Backs	1978-82 (5)
Mike McCoy	Offensive Coordinator/Quarterbacks	2009 (1)
	Offensive Coordinator	2010-12 (3)
Ben McDaniels	Coaching Assistant	2009 (1)
	Quarterbacks	2010 (1)
Josh McDaniels	Head Coach	2009-10 (2)
Thomas McGaughey	Special Teams Assistant	2005-06 (2)
Pat McPherson	Defensive Assistant	1998 (1)
	Offensive Assistant	1999-2002 (4)
	Quarterbacks	2003-06 (4)
	Tight Ends	2007-08 (2)
Bus Mertes	Offensive Back	1965-66 (2)
Keith Millard	Assistant Defensive Line/Pass Rush Specialist	2003-04 (2)
Al Miller	Strength and Conditioning	1985-92 (8)
Red Miller	Offensive Line	1963-65 (3)
	Head Coach	1977-80 (4)
Ron Milus	Defensive Backs	2000-02, '11-12 (5)
Myrel Moore	Offensive Line/Special Teams	1972 (1)
	Linebackers	1973-77, '83-88 (11)
	Offensive Line	1982 (1)

N

Nick Nicolau	Special Assistant	1981 (1)
	Running Backs	1982-87 (6)
Mike Nolan	Special Teams	1987 (1)
	Special Teams/Defensive Assistant	1988 (1)
	Linebackers	1989-92 (4)
	Defensive Coordinator	2009 (1)
Rex Norris	Defensive Line	1994 (1)
Wayne Nunnely	Defensive Line	2009-11 (3)

O

Scott O'Brien	Special Teams Coordinator	2007-08 (2)
---------------	-------------------------------------	-------------

P

Dwain Painter	Offensive Assistant	1997 (1)
Brian Pariani	Tight Ends	1995-2004 (10)
Babe Parilli	Quarterbacks	1977-79 (3)
Andre Patterson	Defensive Line/Tackles	2005-06 (2)
Roman Phifer	Assistant Linebackers	2009-10 (2)
Wade Phillips	Defensive Coordinator	1989-92 (4)
	Head Coach	1993-94 (2)
Fran Poltfoot	Wide Receivers	1977-80 (4)
	Tight Ends/Special Teams	1981-84 (4)
Ricky Porter	Offensive Assistant	1997-98 (2)
	Assistant Strength and Conditioning	1999 (1)
Mike Priefer	Special Teams Coordinator	2009-10 (2)

R

Dan Radakovich	Offensive Line	1983 (1)
John Ralston	Head Coach	1972-76 (5)
Dan Reeves	Head Coach	1981-92 (12)
Alvin Reynolds	Assistant Defensive Backs/Quality Control	1993-94 (2)
	Defensive Assistant/Assistant Defensive Backs	1995 (1)
Ray Rhodes	Defensive Coordinator	2001-02 (2)
Harold Richardson	Special Teams	1989-90 (2)
	Special Teams/Tight Ends	1991-92 (2)
	Special Assistant to Head Coach/Offense	1993-94 (2)
Luke Richesson	Strength and Conditioning	2012-14 (3)
Paul Roach	Offensive Backs	1977-80 (4)
Greg Robinson	Defensive Coordinator	1995-2000 (6)

ALL-TIME COACHES ROSTER, CONT.

R (CONT.)

Jay Rodgers	Coaching Assistant	2009-10 (2)
	Defensive Quality Control	2011 (1)
	Defensive Line	2012-14 (3)
Jeff Rodgers	Special Teams Coordinator	2011-14 (4)
Sam Rutigliano	Wide Receivers	1967-70 (4)
Jim Ryan	Defensive Assistant	2005-06 (2)
	Offensive Assistant	2007 (1)
	Linebackers	2008 (1)

S

Lou Saban	Head Coach	1967-71 (5)
Greg Saporta	Strength and Conditioning Assistant	1995-2011 (17)
Mike Shanahan	Wide Receivers	1984 (1)
	Offensive Coordinator	1985-87 (3)
	Quarterbacks	1989-90 (2)
	Offensive Coordinator	1991 (1)
Bob Slowik	Head Coach	1995-2008 (14)
	Defensive Backs	2005-06 (2)
	Defensive Coordinator/Defensive Backs	2007 (1)
	Defensive Coordinator	2008 (1)
Ryan Slowik	Defensive Assistant	2005-06 (2)
	Special Teams Assistant	2007 (1)
	Assistant Defensive Backs	2008 (1)
Cedric Smith	Assistant Strength and Conditioning	2001-06 (6)
Jerry Smith	Offensive Line/Head Coach	1971 (1)
Richard Smith	Special Teams/Assistant Linebackers	1993-94 (2)
	Special Teams	1995-96 (2)
	Linebackers	2011-14 (4)
Rick Smith	Defensive Assistant	1996-99 (4)
Mac Speedie	Offensive Ends	1962-63 (2)
	Offensive Ends/Head Coach	1964 (1)
	Head Coach	1965-66 (2)
Jimmy Spencer	Assistant Defensive Backs	2003, '05-06 (3)
	Defensive Backs	2004 (1)
Ernie Stautner	Defensive Line	1991-93 (3)
Les Steckel	Tight Ends	1993-94 (2)
Eric Stutesville	Running Backs/Head Coach	2010 (1)
	Running Backs	2011-14 (4)
Derius Swinton	Assistant Special Teams	2013-14 (2)

T

John Teerlinck	Pass Rush Specialist	1997-2001 (5)
Tyke Tolbert	Wide Receivers	2011-14 (4)
Terry Tumey	Defensive Assistant	1999-2000 (2)
Bobby Turner	Running Backs	1995-2009 (15)
Rich Tuten	Strength and Conditioning	1995-2011 (17)

U

Cory Undlin	Defensive Quality Control	2012 (1)
	Defensive Backs	2014 (2)
Doc Urich	Defensive Line	1972-75 (4)
	Offensive Line	1976 (1)
	Special Teams	1984 (1)
	Tight Ends/Assistant Offensive Line	1985 (1)

W

Doak Walker	Special Assignments	1966 (1)
Charlie Waters	Special Teams	1988 (1)
	Defensive Backs	1989-92 (4)
	Defensive Coordinator	1993-94 (2)
Steve Watson	Defensive Assistant	2001-02 (2)
	Wide Receivers	2003-06 (4)
Charlie West	Associate Head Coach	2007-08 (2)
	Defensive Backs	1983-88 (6)

Y

Zaven Yarialan	Head Coach's Assistant	2001 (1)
John-Paul Young	Linebackers	1993-94 (2)

Z

Bob Zeman	Linebackers	1978-82 (5)
-----------	-----------------------	-------------

BRONCOS ALL-TIME ROSTER

List includes players who spent time on the active roster during the regular or postseason. **Current players in bold.**
 † Indicates player was signed during 1987 strike, and played only during that three-game span as a replacement player
 * Indicates information is incomplete; does not include starts for seasons prior to 1968

A								
No.	Name	Pos.	Hgt.	Wgt.	College	GP	GS	Years
21	Hamza Abdullah	S	6-2	213	Washington State	24	8	2005-08
81	Bob Adams	TE	6-2	225	Pacific	2	0	1975
12/81	Charlie Adams	WR	6-2	190	Hofstra	24	2	2003-06
20	Mike Adams	S	5-11	200	Delaware	32	23	2012-13
95	Sam Adams	DT	6-3	350	Texas A&M	11	11	2007
73	Scott Adams	T	6-6	315	Georgia	0	0	1997
60	Kenneth M. Adamson	G	6-2	235	Notre Dame	32	N/A	1960-62
57	Allen Aldridge	LB	6-1	245	Houston	64	45	1994-97
68	Steve Alexakos	G	6-2	260	San Jose State	8	1	1970
58	Elijah Alexander	LB	6-2	230	Kansas State	41	24	1993-95
40	Jeff Alexander	DE	6-0	232	Southern	21	6	1989-92
58	Kevin Alexander	LB	6-4	265	Clemson	8	0	2010
69	P.J. Alexander	T	6-4	297	Syracuse	16	0	2003-05, '07
80	Ray Alexander	WR	6-4	195	Florida A&M	8	0	1984
45	Roc Alexander	CB	5-10	190	Washington	26	1	2004-05
82	Stephen Alexander	TE	6-4	250	Oklahoma	32	29	2005-07
25	Ted Afflen	RB	6-0	195	Springfield College	4	0	1969
24	Donald R. Allen	FB	6-0	200	Texas	10	N/A	1960
22	Elihu (Buddy) Allen	HB	5-11	193	Utah State	1	N/A	1961
57	Ty Allert	LB	6-2	233	Texas	7	0	1990
73	Henry Allison	T	6-3	255	San Diego State	3	0	1977
62	Vaughn S. (Buddy) Alliston	LB	6-0	218	Mississippi	11	N/A	1960
94	Luis Almanzar	DT	6-3	295	Southwest Missouri State	0	0	2003
25	Anthony Alridge	RB	5-9	185	Houston	0	0	2008
77	Lytle Alzado	DE	6-3	255	Yankton College	99	98	1971-78
22	David R. Ames	HB	6-0	185	Richmond	7	N/A	1961
22	C.J. Anderson	RB	5-8	224	California	20	7	2013-14
11	Bobby Anderson	HB	6-0	208	Colorado	48	22	1970-73
23	Marques Anderson	S	5-11	210	UCLA	6	0	2005
38	Mike Anderson	RB	6-0	230	Utah	74	51	2000-05
83	Willie "Flipper" Anderson	WR	6-0	175	UCLA	4	0	1997
86	Mitch Andrews	TE	6-2	239	Louisiana State	8	3	1987
84	Lou Andrus	LB	6-6	230	Brigham Young	8	N/A	1967
92	Lester Archambeau	DE	6-5	275	Stanford	3	0	2000
83	Justin Armour	WR	6-4	210	Stanford	8	0	1998
24	Otis Armstrong	RB	5-10	196	Purdue	96	58	1973-80
65	LeFrancis Arnold	G/C	6-3	245	Oregon	2	0	1974
73	Mike Askea	T	6-4	260	Stanford	4	0	1973
28	Billy Atkins	DE	6-1	196	Auburn	3	N/A	1964
74	Frank Atkinson	DB	6-3	240	Stanford	3	N/A	1964
47	George Atkinson	S	6-0	180	Morris Brown	6	0	1979
27	Steve Atwater	S	6-3	217	Arkansas	155	155	1989-98
76	Marvin Austin Jr.	DT	6-2	312	North Carolina	15	0	2014
33	John Avery	RB	5-9	190	Mississippi	9	0	1999
67	John Ayers	G	6-5	258	West Texas State	7	5	1987
56/91	Robert Ayers	OLB/DE	6-3	274	Tennessee	72	27	2009-13
B								
56/65	Jay Bachman	C	6-3	250	Cincinnati	45	1	1968-71
97	Boss Bailey	LB	6-3	232	Georgia	6	6	2008
24	Champ Bailey	CB	6-0	192	Georgia	135	132	2004-13
75	Bill Bain	T	6-4	279	Southern California	15	14	1976-1978
75	Chris Baker	DL	6-2	329	Hampton	1	0	2009
6	Jason Baker	P	6-2	205	Iowa	4	0	2004
74	Jerry Baker	T	6-2	297	Tulane	5	0	1983
35	Lance Ball	RB	5-9	224	Maryland	41	0	2010-12
28	Montee Ball	RB	5-10	215	Wisconsin	21	3	2013-14
79	Chris Banks	G	6-3	300	Kansas	20	1	1999-99
97	Justin Bannan	DE	6-3	310	Colorado	32	32	2010-12
85	Mike Barber	TE	6-3	235	Louisiana Tech	10	1	1985
62	Ernie Barnes	G	6-3	247	North Carolina Central	25	N/A	1963-64
73	Walter Barnes	DE	6-3	245	Nebraska	19	0	1969-71
86	Dean Barnett	TE	6-2	225	Nevada-Las Vegas	8	0	1983
36	Josh Barrett	S	6-2	225	Arizona State	20	3	2008-09
50	Shaquil Barrett	LB	6-2	250	Colorado State	0	0	2014
57	Lamin Barrow	LB	6-1	237	Louisiana State	16	1	2014
42	Odell Barry	HB	5-10	180	Findlay	26	N/A	1964-65
1	Connor Barth	K	5-11	200	North Carolina	5	0	2014
52	James Barton	C	6-5	250	Marshall	28	N/A	1961-62
54	Rick Baska	LB	6-3	225	UCLA	18	0	1976-77
46	Norman Bass	DB	6-3	210	Pacific	1	0	1964
67	D'Anthony Batiste	OL	6-4	314	Louisiana at Lafayette	5	0	2010
68	Zane Beadles	G/T	6-4	305	Utah	64	62	2010-13
64	Scott Beavers	G	6-4	277	Georgia Tech	2	0	1990
57	Jordan Beck	LB	6-2	233	Cal Poly/SLO	11	0	2007
85	Tom Beer	TE	6-4	235	Houston	37	*21	1967-69
56	Dave Behrman	C	6-5	260	Michigan State	11	N/A	1967
73	Kevin Belcher†	T	6-5	280	Wisconsin	1	1	1987
20	Henry Bell	HB	5-10	210	No college	10	N/A	1960
34	Joshua Bell	CB	5-11	177	Baylor	9	5	2008
35	Ken Bell	RB/WR	6-10	190	Boston College	59	1	1986-89
20/30	Mike Bell	RB	5-0	225	Arizona	20	3	2006-07
26/21	Tatum Bell	RB	5-11	213	Oklahoma State	49	17	2004-06, '08

BRONCOS ALL-TIME ROSTER, CONT.

No.	Name	Pos.	Hgt.	Wgt.	College	GP	GS	Years
3	Scott Bentley	P/K	6-0	203	Florida State	2	0	1997-2000
17	Mitch Berger	P	6-4	228	Colorado	10	0	2009
43	Frank Bernardi	DB	5-9	181	Colorado	6	N/A	1960
74	Lee Bernet	T	6-2	250	Wisconsin	28	N/A	1965-66
33	Rod Bernstine	RB	6-3	238	Texas A&M	21	21	1993-95
92	Bertrand Berry	DE	6-3	250	Notre Dame	46	19	2001-03
11	Steve Beuerlein	QB	6-3	220	Notre Dame	12	5	2001-03
35	Kapri Bibbs	RB	5-11	203	Colorado State	0	0	2014
54	David Binn	LS	6-3	288	California	0	0	2011
77	Larry Birdine	DE	6-4	265	Oklahoma	0	0	2007
54	Keith Bishop	C/G	6-3	260	Baylor	129	87	1980-89
64	Phillip Blake	C/G	6-3	310	Baylor	0	0	2012
32	Dre Bly	CB	5-10	188	North Carolina	32	32	2007-08
24	Tony Boddie	RB	5-11	195	Montana State	6	0	1986-87
31	Omar Bolden	CB/S	5-10	195	Arizona State	47	1	2012-14
83	Melvin Bonner	WR	6-3	207	Baylor	4	0	1993
89	Gordon Bowdell	WR	6-2	203	Michigan State	2	0	1971
52	David Bowens	LB	6-2	255	Western Illinois	16	0	1999
65	Walt Bowyer	DE	6-4	254	Arizona State	61	17	1983-84, '87-88
30	Cory Boyd	RB	6-1	218	South Carolina	1	0	2008
77	Greg Boyd	DE	6-6	274	San Diego State	40	0	1980-82
52	Greg Bracelin	LB	6-1	214	California	12	0	1980
23	Ronnie Bradford	DB	5-10	188	Colorado	26	3	1993-95
24	Phil Brady	S	6-3	210	Brigham Young	4	0	1969
56	John Bramlett	LB	6-1	220	Memphis State	28	N/A	1965-66
42	Sam Brandon	S	6-2	200	Nevada-Las Vegas	63	12	2002-06
3	Tom Brandstater	QB	6-5	223	Fresno State	0	0	2009
32	Melvin Bratton	RB	6-1	225	Miami (Fla.)	32	6	1989-90
34	Tyrone Braxton	DB	5-11	190	North Dakota State	165	132	1987-93, '95-99
19	Don Breaux	QB	6-1	205	McNeese State	9	N/A	1963
76	Bob Breitenstein	T	6-3	265	Tulsa	30	N/A	1965-67
46	Aaron Brewer	LS	6-5	230	San Diego State	48	0	2012-14
26	Chris Brewer	RB	6-1	204	Arizona	13	0	1984
53	Diylar Briggs	LB	6-4	230	Bowling Green	1	0	2010
15	Marlin Briscoe	QB	5-11	178	Omaha	11	5	1968
6	Bubby Brister	QB	6-3	205	Northeast Louisiana	10	4	1997-99
71	Blake Brockermeyer	T	6-4	295	Texas	32	3	2002-03
36	John W. (Red) Brodnax	FB	6-0	208	Louisiana State	14	N/A	1960
11	Jeff Brohm	QB	6-1	205	Louisville	0	0	1999
57	Keith Brooking	LB	6-2	240	Georgia Tech	16	14	2012
56	Michael Brooks	LB	6-1	236	Louisiana State	89	64	1987-92
85	Robert Brooks	WR	6-0	173	South Carolina	4	0	2000
50	Fred Broussard	C	6-3	235	Texas A&M	1	0	1960
29	Andre Brown	RB	6-0	224	North Carolina State	3	0	2010
87	Boyd Brown	TE	6-4	224	Alcorn State	40	0	1974-76
89	Clay Brown	TE	6-3	223	Brigham Young	3	0	1983
98	Courtney Brown	DE	6-4	285	Penn State	14	13	2005-06
73	Cyron Brown	DE	6-5	275	Western Illinois	11	0	1998-99
26	Eric Brown	S	6-0	210	Mississippi State	53	52	1998-2001
34/46	Hardy Brown	LB	6-0	193	Tulsa	13	N/A	1960
70	Jamie Brown	T	6-8	320	Florida A&M	29	4	1995-97
55	Ken Brown	LB	6-1	235	Virginia Tech	2	0	1995
55	Ken Brown	C	6-1	245	New Mexico	16	0	1979
82	Laron Brown†	WR	5-9	172	Texas	3	1	1987
24	Willie Brown	DB	6-1	195	Grambling	50	N/A	1963-66
64/68/72	Sam Brunelli	G	6-2	270	Northern Colorado	60	*32	1966-71
82	Larry Brunson	WR	5-11	180	Colorado	13	0	1980
30	David Bruton Jr.	S	6-2	217	Notre Dame	91	5	2009-14
64	Billy Bryan	C	6-2	251	Duke	153	151	1977-88
79/95	Steve Bryan	DE/LB	6-2	256	Oklahoma	12	3	1987-88
28	Correll Buckhalter	RB	6-0	223	Nebraska	29	7	2009-10
27	Terrell Buckley	CB	5-9	176	Florida State	16	16	2000
80	Tom Buckman	TE	6-4	230	Texas A&M	7	1	1969
33	Fred Bukaty	FB	5-11	195	Kansas	14	N/A	1961
77	Brodrick Buckley	DT	6-2	306	Florida State	16	13	2011
60	Joe Burch	C	6-2	280	Texas Southern	0	0	1994
21	Bobby Burnett	RB	6-3	210	Arkansas	3	0	1969
56/55/51	Keith Burns	LB	6-2	235	Oklahoma State	166	3	94-98, 00-03, 05-06
41	George Burrell	S	5-10	180	Pennsylvania	14	7	1969
19	Isaiah Burse	WR	5-10	187	Fresno State	12	0	2014
93	Antwon Burton	DT	6-2	318	Temple	7	0	2006-07
20	Josh Bush	S	5-11	205	Wake Forest	2	0	2014
36	Rafael Bush	S	5-11	200	South Carolina State	6	0	2011
58	Steve Busick	LB	6-4	227	Southern California	73	47	1981-85
21/22	Gerry Bussell	LB	6-0	190	Georgia Tech	6	N/A	1965
51	Bill Butler	LB	6-4	226	Cal State-Northridge	14	0	1970
28	Butler By'not'e	CB	5-9	190	Ohio State	9	0	1994
63	Jeff Byers	OL	6-4	301	Southern California	0	0	2010
24	George (Butch) Byrd	DB	6-0	211	Boston University	14	0	1971
C								
59	Glenn Cadrez	LB	6-3	240	Houston	90	40	1995-2000
17/12	Andre Caldwell	WR	6-0	200	Florida	40	4	2012-14
28	Scott Caldwell†	RB	5-10	196	Texas-Arlington	3	1	1987
79	Carter Campbell	DE	6-4	240	Weber State	14	2	1971
86	Jeff Campbell	WR	5-8	167	Colorado	16	1	1994
67	Mark Campbell	DT	6-1	290	Florida	0	0	1996
35	Larry Canada	FB	6-2	233	Wisconsin	48	0	1978-81
38	Steve Cargile	S	6-2	210	Columbia	15	0	2006-07

D								
94	Lional Dalton	DT	6-1	309	Eastern Michigan	16	13	2002
5	Brad Daluiso	K	6-2	207	UCLA	16	0	1992
75	Eldon V. Danenhauer	T	6-5	245	Pittsburg State	79	N/A	1960-65
76	William A. Danenhauer	E	6-4	245	Emporia College	7	N/A	1960
64	Stanley Daniels	LB	6-4	320	Washington	7	4	2010
51	Stan David	LB	6-3	211	Texas Tech	0	0	1987
62	Jeff Davidson	G/T	6-5	309	Ohio State	44	30	1990-92
54	Andra Davis	ILB	6-1	251	Florida	16	13	2009
17	Britt Davis	WR	6-3	205	Northern Illinois	3	0	2010
54	C.J. Davis	CB	6-2	308	Pittsburgh	7	0	2012
32	Dick Davis	R/G	5-11	215	Nebraska	2	0	1970
96	Dorsett Davis	DT	6-5	305	Mississippi State	14	0	2002-04
25	Eric Davis	CB	5-11	185	Jacksonville State	16	0	2001
62	Jack Davis	T	6-2	235	Arizona	2	N/A	1960
78	Marvin Davis	DT	6-4	252	Wichita State	1	N/A	1966
30	Terrell Davis	LB	5-11	210	Georgia	78	77	1995-2002
51	Todd Davis	RB	6-1	230	Sacramento State	6	2	2014

BRONCOS ALL-TIME ROSTER, CONT.

No.	Name	Pos.	Hgt.	Wgt.	College	GP	GS	Years
20	Brian Dawkins	S	6-0	210	Clemson	41	39	2009-11
33	Joe Dawkins	RB	6-0	223	Wisconsin	36	19	1971-73
84	Albert E. Day	T	6-2	216	Eastern Michigan	14	N/A	1960
33	Ron Dayne	RB	5-10	245	Wisconsin	10	0	2005
17	Steve DeBerg	QB	6-3	205	San Jose State	33	11	1981-83
87	Eric Decker	WR	6-3	214	Minnesota	62	44	2010-13
39	Robert Delpino	RB	6-0	210	Missouri	16	3	1993
55	Rick Dennison	LB	6-3	220	Colorado State	128	52	1982-90
88	Al Denson	FL	6-2	208	Florida A&M	91	*34	1964-70
14	Todd Devoe	WR	6-2	198	Central Missouri State	15	0	2005-06
65	John Denvir	G	6-4	245	Colorado	11	N/A	1962
63	David Diaz-Infante	G/C	6-3	295	San Jose State	51	9	1996-98, '01
71	Wallace Dickey	T	6-3	260	Southwest Texas State	22	0	1968-69
35	Richard L. (Bo) Dickinson	FB	6-2	220	Southern Mississippi	20	N/A	1962-63
10	Doug (Bucky) Dilts	P	5-9	185	Georgia	30	0	1977-78
29	Charles Dimry	CB	6-0	176	Nevada-Las Vegas	44	18	1991-93
2	Joe DiVito	QB	6-2	205	Boston College	3	0	1968
30	Hewritt Dixon	FB/TE	6-1	230	Florida A&M	33	N/A	1963-65
31	Zachary Dixon	RB	6-0	203	Temple	5	0	1979
33	Dedrick Dodge	S	6-2	187	Florida State	16	1	1997
59	Kirk Dodgett	LB	6-1	231	Nevada-Las Vegas	3	1	1987
85	Chris Doering	WR	6-4	195	Florida	3	0	1999-2000
82	Jack Dolbin	WR	5-10	180	Wake Forest	62	32	1975-79
49	Matt Dominguez	TE/WR	6-2	219	Sam Houston State	12	0	2001
76	Tom Domres	DT	6-3	260	Wisconsin	16	8	1971-72
54	Mitch Donahue	LB	6-2	254	Wyoming	16	0	1993-94
33	Tony Dorsett	RB	5-11	192	Pittsburgh	16	13	1988-89
45	Gary Downs	RB	6-0	212	North Carolina State	2	0	1995
14	Richard A. (Skip) Doyle	HB	6-0	193	Ohio State	6	N/A	1960
81	Joel Dreessen	TE	6-4	245	Colorado State	29	15	2012-13
99	Shane Dronett	DE	6-6	288	Texas	61	35	1992-95
76	Tom Drougas	T	6-4	257	Oregon	3	0	1974
34	Reuben Droughns	RB	5-11	207	Oregon	47	18	2002-04
97	Darren Drozdz	DT	6-3	281	Maryland	6	2	1993-94
32	Joe Dudek†	RB	6-0	200	Plymouth State	2	2	1987
84	Wesley Duke	TE	6-5	225	Mercer	3	0	2005
92	Elvis Dumervil	OLB/DE	5-11	248	Louisville	91	75	2006-12
4	Rick Duncan	K	6-0	208	Eastern Montana	2	0	1967
21	Myron Dupree	CB	5-11	180	North Carolina Central	16	0	1983
55	Pete Duranko	DE	6-2	250	Notre Dame	98	76	1967-74
2	Zac Dyzert	QB	6-3	221	Miami (Ohio)	0	0	2013
E								
24	Booker Edgerson	CB	5-10	183	Western Illinois	6	0	1970
85	Ron Egloff	TE	6-5	230	Wisconsin	93	25	1977-83
91	Ebenezer Ekuban	DE	6-4	275	North Carolina	46	29	2005-08
1	Jason Elam	K	5-11	195	Hawaii	236	0	1993-2007
62	Jim Efrid	LB	N/A	N/A	Colorado State	0	0	1961
94	Luther Elliss	DT	6-5	318	Utah	8	0	2004
7	John Elway	QB	6-3	215	Stanford	234	231	1983-98
89	John Embree	WR	6-4	194	Compton J.C.	20	6	1969-70
60	John Engelberger	DE	6-4	260	Virginia Tech	61	22	2005-08
14	George Hunter Enis	QB	6-2	195	Texas Christian	4	N/A	1962
88	Pat Epperson	E	6-3	225	Adams State	9	N/A	1960
53	Tom Erlandson	LB	6-3	235	Washington State	34	N/A	1962-65
16	Mike Ernst	QB	6-1	190	Cal State-Fullerton	1	0	1972
3	Paul Ernster	P/K	6-0	217	Northern Arizona	18	0	2005-07
46	Terry Erwin	HB	6-0	190	Boston College	9	2	1968
67	Greg Eslinger	C	6-3	290	Minnesota	0	0	2006-07
40	Jay Dale Evans	HB	6-3	210	Kansas State	5	N/A	1961
88	Jerry Evans	TE	6-4	250	Toledo	44	15	1993-95
56	Larry Evans	LB	6-2	216	Mississippi College	101	41	1976-82
35	Blake Ezor	RB	5-9	181	Michigan State	9	0	1990
F								
86	Stan Fanning	DE	6-7	270	Idaho	7	N/A	1964
44	Miller Farr	DB	6-1	190	Wichita State	7	N/A	1965
63	Sean Farrell	G	6-3	260	Penn State	10	4	1990-91
68	Mario Fatafehi	DT	6-2	300	Kansas State	32	25	2003-04
86	Daniel Fells	TE	6-4	252	Cal-Davis	16	15	2011
25	Nick Ferguson	S	5-11	201	Georgia Tech	69	44	2003-07
85	Chafie Fields	WR	6-1	200	Penn State	0	0	2000
91	Ronald Fields	DL	6-2	314	Mississippi State	32	16	2009-10
37	Steve Fitzhugh†	DB	5-11	188	Miami (Ohio)	3	1	1987
20	Billy Ray Fletcher	E	5-10	190	Memphis State	1	N/A	1966
73	Simon Fletcher	LB/DE	6-5	240	Houston	172	143	1985-95
61	Eric Floyd	OL	6-5	310	Auburn	1	0	1995
43	Steve Foley	DB	6-2	190	Tulane	150	135	1976-86
32	Garrett Ford	FB	6-2	230	West Virginia	14	3	1968
57	Fred Forsberg	LB	6-1	235	Washington	53	40	1968-73
72	George Foster	T	6-5	338	Georgia	49	45	2003-06
39	Vernon Fox	S	5-10	206	Fresno State	12	3	2008-09
22	Dominique Foxworth	CB	5-11	180	Maryland	46	18	2005-07
84	Jason Franci	E	6-1	210	Cal-Santa Barbara	10	N/A	1966
31	Orlando Franklin	T/G	6-1	320	Miami	63	63	2011-14
75	Mike Frankowiak	RB	6-3	220	Central Michigan	28	1	1975-76
51/55	Jim Fraser	LB/P	6-3	236	Wisconsin	42	N/A	1962-64
42	Al Frazier	HB	5-11	180	Florida A&M	31	N/A	1961-63
62	Mike Freeman	G	6-3	256	Arizona	26	9	1984-87

No.	Name	Pos.	Hgt.	Wgt.	College	GP	GS	Years
68	Russell Freeman	T	6-7	290	Georgia Tech	43	37	1992-94
12	Gus Frerotte	QB	6-3	230	Tulsa	14	7	2000-01
64	Lennie Friedman	G	6-3	285	Duke	33	22	1999-2002
98	Sione Fua	DT	6-1	310	Stanford	2	0	2013
24	Randy Fuller	CB	5-10	180	Tennessee State	10	1	1994
2	Will Furrer	QB	6-3	211	Virginia Tech	0	0	1994
G								
10	Jabar Gaffney	WR	6-2	200	Florida	32	18	2009-10
64	George Gaiser	T	6-4	255	Southern Methodist	10	7	1968
28	Bob Gaiters	HB	5-11	210	New Mexico State	6	N/A	1963
99	David Galloway	DE	6-3	277	Florida	10	0	1990
82	David Gamble	WR	6-1	190	New Hampshire	2	0	1997
77	Dylan Gandy	G	6-3	290	Texas Tech	0	0	2008
99	Daryl Gardener	DT	6-6	295	Baylor	5	2	2003
63	Ben Garland	G	6-5	308	Air Force	8	0	2014
52	Dave Garnett	LB	6-2	216	Stanford	3	0	1995
66	Scott Garnett	NT	6-2	271	Washington	16	1	1984
23	Drake Garrett	DB	5-9	183	Michigan State	15	13	1968-70
22	Olandis Gary	RB	5-11	218	Georgia	35	15	1999-2002
61	Charles E. Gavin	DE	6-1	250	Tennessee State	47	N/A	1960-63
92	Ron Geater	NT	6-6	272	Iowa	3	0	1992
79	Jumpy Geathers	DT	6-7	283	Wichita State	16	0	1996-97
57	Bob Geddes	LB	6-2	240	UCLA	14	3	1972
40	Jack Gehrke	WR	6-0	178	Utah	14	10	1971
6	Ralph Giacommaro†	P	6-1	190	Penn State	3	0	1987
90	Freddie Gilbert	DE	6-4	275	Georgia	35	8	1986-88
2/30	Cookie Gilchrist	FB	6-3	251	No college	15	N/A	1965, 1967
17	Scotty Glacken	QB	6-0	190	Duke	10	N/A	1966-67
49	Glenn Glass	DB	6-1	205	Tennessee	6	N/A	1966
62	Tom Glassic	G	6-3	254	Virginia	105	93	1976-83
67	George Goeddeke	G	6-3	253	Notre Dame	66	*55	1967-72
52	Ian Gould	LB	6-0	223	Michigan	99	67	2000-03, 05-07
45/23	Austin (Goose) Gonsoulin	DB	6-3	210	Baylor	94	N/A	1960-66
79	John Gonzaga	CB	6-3	247	No college	11	N/A	1966
21	André Goodman	G	5-10	184	South Carolina	40	0	2009-11
62	Brian Goodman	G	6-2	250	UCLA	0	0	1975
64	Harvey Goodman	G	6-4	260	Colorado	14	0	1976
16	D'Andre Goodwin	WR	5-10	191	Washington	0	0	2011
63	Amon Gordon	DT	6-2	305	Stanford	4	4	2007
28	Cornell Gordon	CB	6-0	187	North Carolina A&T	29	14	1970-72
21/23	Darrien Gordon	CB	5-11	184	Stanford	32	32	1997-98
77	Brandon Gorin	T	6-6	309	Purdue	6	1	2009
83	Sam Graddy	WR	5-10	165	Tennessee	8	0	1987-88
52/53	Randy Gradishar	LB	6-3	233	Ohio State	145	134	1974-83
89	Daniel Graham	TE	6-3	257	Colorado	63	61	2007-10
58	Tom Graham	LB	6-2	235	Oregon	33	23	1972-74
35	John Granby	S	6-1	200	Virginia Tech	4	0	1992
63	John Grant	DT/DE	6-3	241	Southern California	99	42	1973-79
95	Paul Grasmanis	DT	6-2	298	Notre Dame	5	0	1999
72	Marsharne Graves	T	6-3	268	Arizona	1	0	1984
74	Cornell Green	T	6-6	315	Central Florida	14	0	2004-05
28	Gaston Green	RB	5-10	189	UCLA	27	25	1991-92
53/52	Louis Green	LB	6-3	237	Alcorn State	64	0	2004-08
87	Paul Green	TE	6-3	236	Southern California	0	0	1989
85	Virgil Green	TE	6-5	255	Nevada	56	17	2011-14
85	Willie Green	WR	6-4	195	Mississippi	32	2	1997-98
20	Charles Greer	DB	6-0	205	Colorado	88	85	1968-74
85	James D. Greer	E	6-3	215	Elizabeth City State	14	N/A	1960
14	Brian Griesse	QB	6-3	215	Michigan	53	51	1998-2002
46	John Griffin	HB	6-1	190	Memphis State	26	N/A	1964-66
22/21	Quentin Griffin	RB	5-7	195	Oklahoma	16	5	2003-05
29	Howard Griffith	FB	6-0	240	Illinois	59	56	1997-2001
89	Bill Groman	HB/E	6-0	194	Heidelberg	14	N/A	1963
49	Chris Gronkowski	FB	6-2	245	Arizona	14	0	2012
82	Dan Gronkowski	TE	6-5	255	Maryland	12	4	2010
77	Dick Grooms	T/K	6-4	255	West Virginia	14	N/A	1964
37	Kevin Guidry	CB	6-0	176	Louisiana State	14	0	1988
53	Donald Gulseth	LB	6-1	240	North Dakota	5	N/A	1966
63	Melwood N. (Buzz) Guy	G	6-3	248	Duke	9	N/A	1961-62
H								
75	Brian Habib	G	6-7	293	Washington	78	78	1993-97
48	Dale Hackbart	S	6-3	210	Wisconsin	3	2	1973
85	Joey Hackett	TE	6-5	267	Elon College	16	3	1986
4	Darrell Hackney	QB	6-0	248	Alabama-Birmingham	0	0	2007-08
84	Mike Haffner	E	6-2	200	UCLA	34	16	1968-70
54	Britt Hager	LB	6-1	225	Texas	18	5	1995-96
57	Mario Haggan	OLB	6-3	267	Mississippi State	56	33	2008-11
22	Steve Haggerty	DB	5-10	175	UNLV	1	0	1975
26	Chris Hale	DB	5-7	164	Southern California	0	0	1993
93	Ronnie Halliburton	LB	6-4	230	Louisiana State	13	0	1990-91
23	Andre Hall	LB	5-10	212	South Florida	18	1	2007-08
40	Darryl Hall	S	6-2	210	Washington	32	5	1993-94
50	Ben Hamilton	G/C	6-4	290	Minnesota	111	104	2001-09
69	Darrell Hamilton	T	6-5	298	North Carolina	21	10	1989-91
72	Wayne Hammond	DT	6-5	257	Montana State	5	0	1976
16	Caleb Hanie	QB	6-2	222	Colorado State	0	0	2012
86	Patrick Hape	TE/FB	6-4	262	Alabama	63	13	2001-04
23	Billy Hardee	DB	6-0	184	Virginia Tech	2	0	1976
31	Mike Harden	CB/S	6-1	192	Michigan	128	98	1980-88
78	Archie Harrist	OL	6-6	270	William & Mary	3	0	1987
25	Chris Harris Jr.	CB	5-10	199	Kansas	63	47	2011-14
31	Quentin Harris	S	6-1	213	Syracuse	6	0	2006

BRONCOS ALL-TIME ROSTER, CONT.

No.	Name	Pos.	Hgt.	Wgt.	College	GP	GS	Years
34	Raymont Harris	RB	6-0	226	Ohio State	3	0	2000
74/72	Ryan Harris	T	6-5	300	Notre Dame	46	34	2007-11
68	Steven Harris	DT	6-5	305	Florida	4	0	2007
47	Tony Harris	WR	6-2	190	Toledo	0	0	1972
82	Dwight Harrison	WR	6-1	187	Texas A&I	12	6	1971-72
95	Derrick Harvey	DE	6-5	268	Florida	5	0	2011
27	Maurice Harvey	DB	5-10	190	Ball State	31	3	1978-80
52	Richard Harvey	LB	6-1	235	Tulane	16	1	1994
96	Harald Hasselbach	DE	6-6	285	Washington	112	29	1994-2000
3	Steven Hauschka	K	6-4	210	North Carolina State	4	0	2010
67	Johnny Ray Hatley	T	6-3	249	Sul Ross State	14	N/A	1960
37	Tim Hauck	S	5-10	187	Montana	32	0	1995-96
71	Arthur A. Hauser	T	6-0	237	Xavier	14	N/A	1961
29/33	Wendell Hayes	HB	5-11	220	Humboldt State	39	N/A	1965-67
82	Herb Haygood	WR	5-11	193	Michigan State	4	0	2002
28	Abner Haynes	HB	6-0	190	North Texas State	28	N/A	1965-66
37	Alex Haynes	RB	5-10	230	Central Florida	0	0	2008
36	Mark Haynes	CB	5-11	194	Colorado	52	27	1986-89
98	Reggie Hayward	DE	6-5	270	Iowa State	47	19	2001-04
23	Alfred Hayward	RB	5-11	215	Bethune-Cookman	2	0	1975
20	Garrison Hearst	RB	5-11	215	Georgia	7	0	2004
22	Vaughn Hebron	RB	5-8	195	Virginia Tech	47	1	1996-98
24	Wymon Henderson	CB	5-10	190	Nevada-Las Vegas	62	56	1989-92
86	Jerry Hendren	WR	6-2	187	Idaho	10	0	1970
68	Brad Henke	DE/NT	6-3	275	Arizona	2	0	1989
20	Travis Henry	RB	5-9	230	Tennessee	12	7	2007
89	Gary Henson	E	6-3	200	Colorado	1	N/A	1964
43	Lonnie Hepburn	CB	5-11	180	Texas Southern	14	4	1974
31	Kelly Herndon	CB	5-10	180	Toledo	45	27	2002-04
79	Steve Herndon	G	6-4	292	Georgia	22	12	2001-03
16	George W. Herring	QB/P	6-2	200	Southern Mississippi	28	N/A	1960-61
10	Mark Herrmann	QB	6-4	200	Purdue	2	1	1981-82
50	Jon Hesse	LB	6-3	258	Nebraska	0	0	1997
40	Jacob Hester	FB	5-11	235	Louisiana State	3	0	2012
31	Bo Hickey	FB	5-11	230	Maryland	12	N/A	1967
28	Clifford Hicks	CB	5-9	190	Oregon	6	0	1995
56/65	Walter Highsmith	C	6-3	247	Florida A&M	23	1	1968-69
84	Jack Hill	HB	6-1	185	Utah State	14	N/A	1961
23	Renaldo Hill	S	5-11	205	Michigan State	29	29	2009-10
21	Randy Hilliard	CB	5-11	165	Northwestern (La.) State	54	7	1994-97
22	Peyton Hillis	RB	6-1	240	Arkansas	26	8	2008-09
21/23	Ronnie Hillman	RB	5-10	195	San Diego State	32	4	2012-14
76	Tony Hills	T	6-5	304	Texas	0	0	2011
12	Domenik Hixon	WR	6-2	185	Akron	4	0	2006-07
21	Russ Hochstein	OL	6-4	305	Nebraska	44	16	2009-11
23	George Hoey	DB	5-10	174	Michigan	1	0	1975
87	John Hoffman	DE	6-7	260	Hawaii	2	1	1972
64	John Holman	G	6-1	245	Wisconsin	24	N/A	1965-66
90	Darius Holland	DT	6-5	330	Colorado	18	14	2003-04
70	Montrae Holland	G	6-2	322	Florida State	16	16	2007
11	Trindon Holliday	WR	5-5	170	Louisiana State	25	0	2012-13
99	Vonnie Holliday	DL	6-5	285	North Carolina	16	3	2009
73	Shawn Hollingsworth	T	6-2	260	Angelo State	5	0	1983
34	Gus Hollomon	DB	6-3	195	Houston	27	9	1968-69
90	Ron Holmes	DE	6-4	261	Washington	52	32	1989-92
73/74	Gordon (Gordy) Holz	DT	6-4	260	Minnesota	56	N/A	1960-63
74/78	Winford Hood	G/T	6-3	262	Georgia	47	9	1984-88
5	Jerry Hopkins	LB	6-2	235	Texas A&M	49	N/A	1963-66
2	Mike Horan	P	5-11	192	Long Beach State	86	0	1986-92
13	Don Horn	QB	6-2	195	San Diego State	11	9	1971-72
60	Paul Howard	G	6-3	260	Brigham Young	187	147	1973-75, 77-86
3	Bobby Howfield	K	5-9	180	No college	40	0	1968-70
57	John Huard	LB	6-0	228	Maine	42	*28	1967-69
53	Robert Hudson	LB	6-4	225	Clemson	16	N/A	1960-61
29	Michael Huff	S	6-0	211	Texas	3	0	2013
14/16	John Hufnagel	QB	6-1	194	Penn State	9	1	1973-75
20	Delvin Hughley	CB	5-10	202	Jacksonville State	0	0	2001
26	Bobby Humphrey	RB	6-1	201	Alabama	35	26	1989-91
2	Bob Humphreys	K	6-1	240	Wichita State	10	0	1967-68
79	Stefan Humphries	G	6-3	265	Michigan	8	8	1987-88
98	Ricky Hunley	LB	6-2	242	Arizona	52	29	1984-87
25	Daniel Hunter	CB	5-11	178	Henderson State	26	0	1985-86
52/90	Jason Hunter	LB/DE	6-4	271	Appalachian State	32	14	2010-12
8	Todd Husak	QB	6-3	216	Stanford	0	0	2001
65/67	Glenn Hyde	G/T	6-3	253	Pittsburgh	99	11	1976-81, 84-85
33	Duke Ihenacho	S	6-1	207	San Jose State	17	14	2012-13
73	Martin Imhof	DE	6-6	255	San Diego State	1	0	1976
62	Jerry Inman	DT	6-2	256	Oregon	82	*19	1966-73
56	Nate Irving	LB	6-1	245	North Carolina State	54	12	2011-14
59	Brian Iwuah	LB	6-0	239	Colorado	0	0	2011
29	Bernard Jackson	DB	6-0	178	Washington State	46	43	1977-80
16	Chad Jackson	WR	6-1	215	Florida	4	0	2008
29	Chevis Jackson	CB	5-11	193	Louisiana State	0	0	2010
82	Darrell Jackson	WR	5-11	210	Florida	12	2	2008

No.	Name	Pos.	Hgt.	Wgt.	College	GP	GS	Years
17	Jarius Jackson	QB	6-0	228	Notre Dame	5	1	2000-03
68	Larron Jackson	G	6-3	270	Missouri	54	46	1971-74
78	Larry Jackson	DE	6-3	262	Texas A&M	0	0	1995
70/97	Malik Jackson	DE	6-5	293	Tennessee	46	8	2012-14
80	Mark Jackson	WR	5-9	180	Purdue	100	68	1986-92
14/89/81	Nate Jackson	TE	6-3	235	Menlo College	41	4	2003-08
87	Richard Jackson	DE	6-3	255	Southern	67	*52	1967-72
25/28	Roger Jackson	DB	6-0	186	Bethune-Cookman	53	6	1982-85, '87
57	Tom Jackson	LB	5-11	220	Louisville	191	177	1973-86
52	Frank Jackunas	C	6-3	225	Detroit Mercy	0	0	1963
50	Ray Jacobs	LB	6-2	244	North Carolina	31	0	1994-95
83	Ray Jacobs	DT	6-3	285	Howard Payne	46	N/A	1963-66
19	Taylor Jacobs	WR	6-1	210	Florida	6	0	2007
20	Tory James	CB	6-1	195	Louisiana State	48	6	1996-99
23	Quentin Jammer	CB	6-0	204	Texas	11	1	2013
70	Charlie Janerette	DT	6-3	265	Penn State	28	N/A	1964-65
26	Tom Janik	DB/P	6-3	190	Texas A&I	23	N/A	1963-64
43	Pete Jaquess	DB	6-0	185	Eastern New Mexico	36	*13	1967-70
81/82	Patrick Jeffers	WR	6-3	218	Virginia	14	0	1986-97
32	Billy Jenkins	S	5-10	205	Howard	22	16	2000-01
30	Jim Jensen	RB	6-3	230	Iowa	41	20	1977-80
81	William Jessup	E	6-1	195	Southern California	9	N/A	1960
51	Eugene Jeter	LB	6-3	235	Arkansas AM&N	30	N/A	1965-67
3	William (Billy) Joe	FB	6-2	235	Villanova	28	N/A	1963-64
86	Barry Johnson	WR	6-2	197	Maryland	4	0	1991
86	Butch Johnson	WR	6-1	187	Cal-Riverside	32	17	1984-85
12	Charley Johnson	QB	6-1	200	New Mexico State	54	41	1972-75
66	Chuck Johnson	T	6-5	275	Texas	16	0	1992-93
25	Darius Johnson	CB/S	5-9	185	Oklahoma	61	4	1996-99
21	Earl Johnson†	DB	6-0	195	South Carolina	3	3	1987
61	Ellis Johnson	DT	6-2	288	Florida	13	0	2004
87	Jason Johnson	WR	5-10	178	Illinois State	8	0	1988
37	Jeremiah Johnson	RB	5-9	210	Oregon	8	0	2011
90	Jerry Johnson	DT	6-0	290	Florida State	9	0	2000-01
39	Kyle Johnson	FB	6-0	242	Syracuse	45	24	2002, '04-07
45	Quinn Johnson	FB	6-1	263	Louisiana State	0	0	2011
99	Raylee Johnson	DE	6-3	272	Arkansas	14	1	2004
89	Reggie Johnson	TE	6-2	256	Florida State	44	22	1991-93
53	Steven Johnson	LB	6-1	237	Kansas	41	7	2012-14
82	Vance Johnson	WR	5-11	185	Arizona	128	80	1985-93, '95
95	Tim Joiner†	LB	6-4	235	Louisiana State	3	3	1987
26	Calvin Jones	CB	5-7	170	Washington	46	44	1973-76
53	Danté Jones	LB	6-1	235	Oklahoma	5	5	1995
20	Daryll Jones†	DB	6-0	190	Georgia	1	1	1987
69	David Jones†	OL	6-3	262	Texas	3	1	1987
86	Dominique Jones	TE	6-3	270	Shepherd	1	0	2014
72	Ernest Jones	DE	6-2	263	Oregon	8	0	1996-98
35	Henry Jones	RB	6-2	235	Grambling	2	0	1969
43	Herrera-Daze Jones	S	5-11	205	Indiana	2	0	2008
93	James Jones	DT	6-2	290	Northern Iowa	16	16	1995
80	Jim Jones	WR	6-3	195	Wisconsin	13	0	1968
60	K.C. Jones	C	6-1	275	Miami (Fla.)	16	0	1997-2000
32	Leonard Jones†	DB	6-2	185	Texas State	2	0	1987
33	Nate Jones	CB	5-10	185	Rutgers	16	3	2010
31	Rondell Jones	S	6-2	210	North Carolina	62	3	1993-96
75	Rulon Jones	DE	6-6	260	Utah State	129	100	1980-88
77	Tony Jones	T	6-5	290	Western Carolina	60	60	1997-2000
31	Victor Jones	RB	5-8	212	Louisiana State	16	1	1992
32	LaMont Jordan	RB	5-10	242	Maryland	9	0	2009
54/85	Larry Jordan	E/LB	6-6	230	Youngstown State	10	N/A	1962, '64
83	Donald G. Joyce	E	6-3	253	Tulane	6	N/A	1962
99	Seth Joyner	LB	6-2	245	Texas-El Paso	16	1	1998
66	Jim Juriga	T/G	6-6	269	Illinois	32	31	1986-90
77	Winston Justice	T	6-6	317	Southern California	4	0	2013

K

55	John Kacherski	LB	6-2	240	Ohio State	7	0	1992
59	Larry Kaminski	C	6-2	245	Purdue	96	*54	1966-73
72	Bob Kampa	DT	6-4	252	California	4	1	1974
13	Danny Kanell	QB	6-3	218	Florida State	5	2	2003-04
12	Ken Karcher	QB	6-3	205	Tulane	4	3	1987-88
3	Rich Karlis	K	6-0	180	Cincinnati	101	0	1982-88
72	Keith Kartz	C/T	6-4	270	California	100	89	1987-94
82	Kevin Kasper	WR	6-0	193	Iowa	14	4	2001-02
88	Clarence Kay	TE	6-2	237	Georgia	135	126	1984-92
61	Bill Keating	DT	6-2	242	Michigan	20	N/A	1966-67
32	Mike Kellogg	FB	6-0	230	Santa Clara	10	N/A	1966-67
86/87	Pat Kelly	TE	6-6	252	Syracuse	32	1	1988-89
28	Kenoy Kennedy	S	6-1	215	Arkansas	73	59	2000-04
85	Eddie Kennison	WR	6-0	195	Louisiana State	8	6	2001
68	Crawford Ker	G	6-3	288	Florida	12	10	1991
1	Brett Kern	P	6-3	205	Toledo	22	0	2008-09
32	Jon Keyworth	RB	6-3	230	Colorado	95	69	1974-80
33	Jim Kiick	RB	5-11	214	Wyoming	17	0	1976-77
80/82	Tony Kimbrough	WR	6-2	192	Jackson State	27	0	1993-94
81	Todd Kinchen	WR	5-11	187	Louisiana State	7	0	1996
70	Donald W. King	E	6-3	260	Kentucky	14	N/A	1960
84	Vince Kinney	WR	6-2	190	Maryland	23	0	1978-79
87	David Kircus	WR	6-2	192	Grand Valley State	16	0	2006
97	Bruce Klostermann	LB	6-4	230	South Dakota State	37	5	1986-89
16	Jeff Knapple	QB	6-2	200	Northern Colorado	2	0	1980
99	Shawn Knight	NT	6-6	290	Brigham Young	14	0	1988
94/98	Terrance Knighton	DT	6-3	335	Temple	32	32	2013-14

BRONCOS ALL-TIME ROSTER, CONT.

No.	Name	Pos.	Hgt.	Wgt.	College	GP	GS	Years
4	Micha Knorr	P/K	6-2	199	Utah State	36	0	2002-04
56	Mike Knox†	LB	6-2	240	Nebraska	3	0	1987
73	Robert E. Konovsky	E	6-2	246	Wisconsin	13	N/A	1961
67	Dan Koppen	C	6-2	300	Boston College	15	12	2012-13
53	Niko Koutouvides	LB	6-2	238	Purdue	14	0	2008
71	Greg Kragen	NT	6-3	263	Utah State	136	116	1985-93
86	Jim Krieg	WR	5-9	172	Washington	6	0	1972
12	Gary Kroner	K	6-1	200	Wisconsin	31	N/A	1965-67
52	Ray Kubala	C	6-5	265	Texas A&M	41	N/A	1964-67
8	Gary Kubiak	QB	6-0	192	Texas A&M	119	5	1983-91
52	Frank W. Kuchta	C	6-2	225	Notre Dame	12	N/A	1960
73	Chris Kuper	G	6-4	303	North Dakota	90	79	2006-13
22	Aaron Kyle	DB	5-11	185	Wyoming	35	34	1980-82
L								
40	Ron Lamb	FB	6-2	225	South Carolina	3	3	1968
51/76	Gordon Lambert	LB	6-5	245	Tennessee-Martin	14	0	1968-69
50	Pat Lambert Jr.	LB	6-2	225	Richmond	7	N/A	1961
33	Gene Lang	RB	5-10	196	Louisiana State	55	10	1984-87
76	Kenard Lang	DE	6-3	264	Miami (Fla.)	16	16	2006
21	Le-Lo Lang	CB	5-11	185	Washington	54	1	1990-93
67/76	Ken Lanier	T	6-3	281	Florida State	177	165	1981-92, '94
80	Dan LaRose	DE	6-5	250	Missouri	11	N/A	1966
77	Carl James Larpenter	G	6-4	235	Texas	28	N/A	1960-61
46	Spencer Larsen	FB/LB	6-2	243	Arizona	50	15	2008-11
87	Bill Larson	TE	6-4	225	Colorado State	2	0	1980
45	Bill Laskey	LB	6-3	235	Michigan	25	21	1973-74
73	Isaac T. Lassiter	E	6-5	270	St. Augustine	23	N/A	1962-64
75	Kit Lathrop	DE	6-5	255	Arizona State	9	0	1979
14	Cody Latimer	WR	6-2	215	Indiana	8	0	2014
72	Don Latimer	DT	6-3	259	Miami (Fla.)	80	8	1978-83
26	Ty Law	CB	5-11	200	Michigan	7	2	2009
48/83	Mike Leach	TE/LB	6-2	240	William & Mary	104	0	2002-08
10	Jim LeClair	QB	6-1	200	C.W. Post	8	2	1967-68
53	Roger LeClerc	C	6-3	235	Trinity (Conn.)	8	N/A	1967
15	Jacky Lee	QB	6-1	189	Cincinnati	18	N/A	1964-65
68	Larry Lee	C/G	6-2	265	UCLA	13	5	1987-88
81	Max Leetow	DE	6-4	240	Idaho	28	N/A	1965-66
85	Ashley Lelie	WR	6-3	200	Hawaii	64	40	2002-05
54	Mike Lemon	LB	6-2	218	Kansas	1	0	1975
51	Paris Lenon	LB	6-2	240	Richmond	14	6	2013
28	Jack Lentz	S	6-0	190	Holy Cross	26	*7	1967-68
36	Jim Leonhard	S	5-8	188	Wisconsin	16	1	2012
94	Louis Leonard	DL	6-4	325	Fresno State	0	0	2010
78	Matt Lepsis	T	6-4	290	Colorado	150	133	1997-2007
26	Darrell Lester	FB	6-2	228	McNeese State	23	N/A	1965-66
94	Leon Lett	DE	6-6	290	Emporia State	12	0	2001
54	D.D. Lewis	LB	6-1	241	Texas	5	0	2007
20/41	Greg Lewis	RB	5-10	214	Washington	32	5	1991-92
24	Hal Lewis	DB	6-0	185	Arizona State	1	0	1968
48	Herman Lewis	E	6-2	188	Virginia Union	0	0	1968
8	Jeff Lewis	QB	6-2	211	Northern Arizona	5	0	1996-98
67	Kory Lichtensteiger	C	6-3	295	Bowling Green State	16	0	2008
22	Tony Lilly	S	6-0	199	Florida	58	15	1984-87
33	Hub Lindsey	HB	5-11	196	Wyoming	3	0	1968
2	Steve Lindsey	K	6-1	185	Mississippi	6	0	2000
14	Pete Liske	QB	6-3	200	Penn State	18	11	1969-70
44	Floyd Little	HB	5-10	196	Syracuse	117	*93	1967-75
84	Brandon Lloyd	WR	6-0	194	Illinois	22	16	2009-11
74	Bill Lobenstein†	DL	6-3	261	Wisconsin-Whitewater	3	0	1987
89	Kerry Locklin†	TE	6-3	230	New Mexico State	3	0	1987
97	Mike Lodish	DT	6-3	275	UCLA	92	19	1995-2000
89	Dave Logan	WR	6-4	219	Colorado	4	0	1984
31	Derek Loville	RB	5-10	203	Oregon	42	0	1997-99
37	Calvin Lowry	S	5-11	200	Penn State	11	3	2008
58/59	Tim Lucas	LB	6-3	230	California	75	11	1987-93
21	Tommy Luke	LB	6-0	190	Mississippi	7	1	1968
10	Triandos Luke	WR	5-10	189	Alabama	10	0	2004
22	Fran Lynch	HB	6-1	205	Hofstra	99	*14	1967-76
47	John Lynch	S	6-2	220	Stanford	60	59	2004-07
37	Anthony Lynn	RB	6-3	230	Texas Tech	61	0	1993, '97-99
61	Tom Lyons	G	6-2	230	Georgia	73	62	1971-76
41	Rob Lytle	TE/RB	5-11	195	Michigan	87	23	1977-83
M								
52	Dan MacDonald†	LB	6-2	230	Idaho State	3	0	1987
8	Tommy Maddox	QB	6-4	205	UCLA	29	4	1992-93
82	Adrian Madise	WR	5-11	215	Texas Christian	11	0	2003-04
78	Don Maggs	G/T	6-5	290	Tulane	16	3	1993-94
98	Josh Mallard	DL	6-2	259	Georgia	8	0	2007
33	Ernest G. (Pete) Mangum	LB	6-0	219	Mississippi	14	N/A	1960
18	Peyton Manning	QB	6-5	230	Tennessee	48	48	2012-14
83	Wade Manning	WR	5-11	190	Ohio State	25	0	1981-82
66/69	Brisson Manor	DE	6-4	247	Arkansas	107	34	1977-84
30	Marquand Manuel	S	6-0	213	Florida	16	14	2008
53	Bobby Maples	C	6-3	250	Baylor	98	61	1972-78
26	Laurence Maroney	RB	5-11	220	Minnesota	4	3	2018
86	Arthur Marshall	WR	5-11	175	Georgia	32	10	1992-93
15	Brandon Marshall	WR	6-4	230	Central Florida	61	47	2006-09

No.	Name	Pos.	Hgt.	Wgt.	College	GP	GS	Years
54	Brandon Marshall	LB	6-1	250	Nevada	15	13	2013-14
43	Charles E. Marshall	HB	6-0	180	Oregon State	5	N/A	1962
29	Warren Marshall	RB	6-0	218	James Madison	1	0	1987
47	Paul Martha	S	6-0	187	Pittsburgh	13	12	1970
17	Glenn Martinez	WR	6-1	183	Saginaw Valley State	14	1	2007-08
83/85	Rick Massie	WR	6-1	190	Kentucky	13	4	1987-88
81	Billy Masters	TE	6-5	240	Louisiana State	66	29	1970-74
73	Pat Matson	G	6-1	245	Oregon	28	N/A	1966-67
55	Archie Matsos	LB	6-0	217	Michigan State	9	N/A	1966
76/77	Jack Mattox	T	6-4	240	Fresno State	8	N/A	1961-62
55	Marv Matuszak	LB	6-3	232	Tulsa	14	N/A	1964
8	Matt Mauck	QB	6-1	213	Louisiana State	0	0	2004
74	Andy Maurer	T	6-3	265	Oregon	13	13	1977
14	Dean May†	QB	6-5	220	Louisville	3	0	1987
56	Ray May	LB	6-1	230	Southern California	33	30	1973-75
51	Joe Mays	LB	5-11	245	North Dakota State	33	20	2010-12
31	Darcel McBeth	S	6-1	198	Texas Tech	20	1	2009-10
98	Ryan McBean	DL	6-5	297	Oklahoma State	46	21	2009-11
87	Ed McCaffrey	WR	6-5	215	Stanford	120	104	1995-2003
40	Brendan McCarthy	FB	6-3	220	Boston College	8	5	1968-69
34	Kyle McCarthy	S	6-1	210	Notre Dame	12	0	2010-11
10/11	John McCormick	QB	6-1	208	Massachusetts	38	N/A	1963-66, '68
55	Lerentee McCray	LB	6-3	249	Florida	13	0	2014
20	Marion McCree	S	5-11	204	Kentucky	8	7	2008
96	Jake McCullough	DE	6-5	270	Clemson	16	0	1989-90
67	Robert V. McCullough	G	6-2	245	Colorado	56	N/A	1962-65
33	Lawrence McCutcheon	RB	6-1	205	Colorado State	6	0	1980
54	Ed (Wahoo) McDaniel	LB	6-1	235	Oklahoma	42	N/A	1961-63
82	Orlando McDaniel	WR	6-0	180	Louisiana State	3	0	1982
68	Reggie McElroy	G/T	6-6	290	West Texas State	23	0	1995-96
64	Lewis P. (Bud) McFadin	DT	6-3	260	Texas	56	N/A	1960-63
23	Willis McGahee	RB	6-0	235	Miami	25	23	2011-12
47	John McGeevree	DB	6-1	195	Auburn	55	N/A	1962-65
85	Phil McGeoghan	WR	6-2	224	Maine	2	0	2001
91	Chester McGlockton	DT	6-4	334	Clemson	32	31	2001-02
89	Keli McGregor	TE	6-6	250	Colorado State	2	0	1985
83	Travis McGriff	WR	5-8	185	Florida	34	0	1999-2001
16	Monte McGuire†	QB	6-4	202	Texas Tech	2	0	1987
99	Alvin McKinley	DT	6-3	294	Mississippi State	15	10	2007
11	Kenny McKinley	WR	6-0	183	South Carolina	8	0	2009
58	Bill McKoy	LB	6-3	235	Purdue	30	9	1970-72
26	Tim McKyer	CB	6-0	178	Texas-Arlington	16	1	1997
68	Ron McLean†	LB	6-3	270	Cal State Fullerton	3	0	1987
8	Brandon McManus	K	6-3	201	Temple	15	0	2014
45	James R. McMillin	DB	6-0	190	Colorado State	47	N/A	1960-62, '64-65
41	Robert McNamara	HB	6-0	190	Minnesota	14	N/A	1960-61
47	Ryan McNeil	CB	6-2	210	Miami (Fla.)	4	4	2003
75	Adam Meadows	T	6-5	290	Georgia	3	3	2006
77/97	Karl Mecklenburg	LB/DE	6-5	240	Minnesota	180	141	1983-94
61	Bob Meeks	C	6-2	279	Auburn	8	0	1992-94
64	Jon Melander	G	6-7	280	Minnesota	29	22	1993-94
63	Richard Mercier	G	6-3	299	Miami (Fla.)	0	0	2000
59	Mark Merrill	LB	6-4	237	Minnesota	17	0	1981-82
46/87	Bobby Micho	RB/TE	6-3	236	Texas	20	3	1986-87
23	Willie Middlebrooks	CB	6-1	200	Minnesota	51	2	2001-04
22	Glyn Milburn	RB	5-8	177	Stanford	48	6	1993-95
17	Hugh Millen	QB	6-5	216	Washington	8	2	1994-95
83	Anthony Miller	WR	5-11	190	Tennessee	46	45	1994-96
82	Billy Miller	WR	6-3	230	Southern California	22	0	1999-2000
12	Chris Miller	QB	6-2	204	Oregon	3	3	1999
58	Von Miller	OLB	6-3	250	Texas A&M	56	56	2011-14
52	Jeff Mills	LB	6-3	244	Nebraska	41	3	1990-93
57	Jeremy Mincey	DE	6-4	265	Florida	2	0	2013
21	Eugene Mingo	HB/K	6-2	216	No college	59	N/A	1960-64
71	Claudie Minor	T	6-4	280	San Diego State	125	123	1974-82
20	Tommy Earl Minter	HB	5-10	178	Baylor	7	N/A	1962
67	Dean Miraldi	T	6-5	266	Utah	10	0	1985
75	Rex Mirich	DE	6-4	250	Northern Arizona	34	*12	1967-69
49	Alvin Mitchell	S/WR	6-3	195	Morgan State	2	0	1970
27	Charlie Mitchell	HB	5-11	185	Washington	56	N/A	1963-67
41	Leroy Mitchell	CB	6-1	190	Texas Southern	40	40	1971-73
51	John Mobley	LB	6-1	236	Kutztown	105	102	1996-2003
89	Orson Mobley	TE	6-5	256	Salem College (W.V.)	62	33	1986-90
72	John Moffitt	G	6-4	319	Wisconsin	2	0	2013
53	Mike Mohamed	LB	6-3	245	California	3	0	2011-12
22	Alton Montgomery	S/CB	6-0	200	Houston	43	5	1990-92
78	Marv Montgomery	T	6-6	255	Southern California	57	25	1971-76
21	Randy Montgomery	CB	5-11	182	Weber State	26	10	1971-73
81/83	Scottie Montgomery	WR	6-1	195	Duke	4	0	2000-02
64	Will Montgomery	C	6-3	304	Virginia Tech	16	8	2014
52	Mike Montler	C	6-5	254	Colorado	14	14	1977
48	Alex Moore	HB	6-0	195	Norfolk State	3	0	1968
87	Bob Moore	TE	6-3	220	Stanford	8	2	1978
23	Jason Moore	S	5-10	191	San Diego State	6	0	1999
78	Leroy Moore	DE	6-2	240	Fort Valley State	26	N/A	1964-65
69	Mookie Moore	G	6-2	318	Troy State	0	0	2001-02
26	Rahim Moore	S	6-1	195	UCLA	57	48	2011-14
76	Randy Moore	DT	6-2	241	Arizona State	8	0	1976
12	Shawn Moore	QB	6-2	213	Virginia	3	0	1991-93
86	Emery Moorehead	WR/RB	6-2	218	Colorado	16	0	1980
27	Knowshon Moreno	RB	5-11	220	Georgia	60	45	2009-13
11	Quincy Morgan	WR	6-1	215	Kansas State	7	0	2006
7	Craig Morton	QB	6-4	214	California	72	64	1977-82

BRONCOS ALL-TIME ROSTER, CONT.

No.	Name	Pos.	Hgt.	Wgt.	College	GP	GS	Years
25	Haven Moses	WR	6-2	208	San Diego State	140	127	1972-81
85	John Mosier	TE	6-3	220	Kansas	11	1	1971
94	Jarvis Moss	OLB/DE	6-7	257	Florida	34	1	2007-10
86	Bobby Moten	TE	6-4	212	Bishop College	3	0	1968
51	Marc Munford	LB	6-2	231	Nebraska	48	16	1987-90
57	Mark Murray	LB	6-2	240	Florida	6	0	1991
72	Pat Murray	G	6-3	310	Truman State	0	0	2008
14	Bill Musgrave	QB	6-3	215	Oregon	9	1	1995-96
85/71	Chad Mustard	TE/T	6-6	277	North Dakota	32	6	2006-08
62	Chris Myers	C/G	6-4	300	Miami (Fla.)	41	16	2005-07
96	Michael Myers	DT	6-2	300	Alabama	32	31	2005-06
29	Wilbur Myers	S	5-11	195	Delta State	16	0	1983
39	Jesse Myles	RB	5-10	210	Louisiana State	22	0	1983-84
54	Chip Myrtle	LB	6-2	225	Maryland	81	*40	1967-72
N								
58	Rob Nairne	LB	6-4	223	Oregon State	55	21	1977-80
66	Tom Nalen	C	6-3	286	Boston College	194	188	1994-2008
29	Damien Nash	RB	5-10	220	Missouri	3	0	2006
82	Marcus Nash	WR	6-3	195	Tennessee	10	1	1998-99
84	Ricky Nattiel	WR	5-9	180	Florida	70	17	1987-92
6	Joe Nedney	K	6-4	215	San Jose State	3	0	2000
62	Dan Neil	G	6-2	285	Texas	108	104	1997-2004
52	Corey Nelson	LB	6-1	226	Oklahoma	16	0	2014
80	Ron Nery	E	6-6	247	Wisconsin	4	N/A	1963
76	Tom Neville	T	6-4	260	Mississippi State	16	15	1978
51	Lee (Mike) Nichols	C	6-3	225	Arkansas A&M	28	N/A	1960-61
43	John Nocera	LB	6-1	220	Iowa	9	N/A	1963
68	Tom Nomina	T	6-3	260	Miami (Ohio)	37	N/A	1963-65
38	Ben Norman	RB	6-1	212	Colorado State	3	0	1980
1/4	Chris Norman	P	6-2	198	South Carolina	38	0	1984-86
15	Philip H. Nugent	HB	6-2	195	Tulane	12	N/A	1961
O								
27	Tom Oberg	S	6-0	185	Portland State	16	13	1968-69
88	Riley Odoms	TE	6-4	230	Houston	153	134	1972-83
42	Muhammad Oliver	DB	5-11	179	Oregon	3	0	1992
58	Phil Olsen	C	6-5	265	Utah State	27	5	1975-76
69	Eric Olsen	OL	6-3	305	Notre Dame	1	0	2010
70	Seth Olsen	G	6-5	308	Iowa	3	0	2009
76	Harold Olson	T	6-2	255	Clemson	28	N/A	1963-64
0	John Olszewski	FB	5-11	200	California	12	N/A	1962
66	Jim O'Malley	LB	6-1	229	Notre Dame	40	5	1973-75
24	Deltha O'Neal	CB	5-10	196	California	61	36	2000-03
8	Kyle Orton	QB	6-4	225	Purdue	34	33	2009-11
91	Willie Oshodin	DE	6-4	265	Villanova	30	5	1993-95
6/17	Brock Osweiler	QB	6-8	240	Arizona State	13	0	2012-14
P								
70	Vinston Painter	T	6-6	309	Virginia Tech	0	0	2013
95	Anton Palepoi	DE	6-3	283	Nevada-Las Vegas	11	0	2004
13	Nathan Palmer	WR	5-11	198	Northern Illinois	0	0	2014
23	Chris Pane	DB	5-11	184	Chico State	36	1	1976-79
56	Don Parish	LB	6-1	220	Stanford	1	1	1972
60	Ernie Park	G	6-3	253	McMurray College	14	N/A	1967
60	Charlie Parker	G	6-1	245	Southern Mississippi	14	N/A	1965
1	Daren Parker	P	6-0	185	South Carolina	3	0	1992
74	Scott Parrish	T	6-6	265	Utah State	0	0	1976
24	Rick Parros	RB	5-11	200	Utah State	46	32	1980-84
12	Al Pastrana	QB	6-1	190	Maryland	7	3	1969-70
28	Tito Paul	CB	6-0	195	Ohio State	16	0	1998
2	Sam Paulescu	P	6-0	189	Oregon State	1	0	2007
66	Lonie Paxton	LS	6-2	281	Sacramento State	48	0	2009-11
41	Karl Paymah	CB	6-0	195	Washington State	60	5	2005-08
88	Russell Payne†	TE	6-1	240	Appalachian State	1	0	1987
64	Erik Pears	T	6-8	305	Colorado State	32	16	2006-08
71	Jack Peavey†	OL	6-2	260	Troy State	3	1	1987
12	Craig Penrose	QB	6-3	211	San Diego State	18	4	1976-79
71	James W. Perkins	T	6-2	250	Colorado	42	N/A	1962-64
33/35	Lonnie Perrin	RB	6-1	222	Illinois	44	5	1976-78
60	Gerald Perry	G/T	6-6	300	Southern	40	29	1988-90
95	Michael Dean Perry	DT	6-1	285	Clemson	38	37	1995-97
33	Robert Perryman	FB	6-1	233	Michigan	19	8	1991-92
77	Anton Peters	T	6-4	245	Florida	10	N/A	1963
90/97	Kenny Peterson	DE	6-3	295	Ohio State	42	15	2006-09
90	Suan Phillips	DE	6-3	255	Purdue	16	12	2013
26	Lyle Pickenst	DB	5-10	175	Colorado	1	0	1987
58	Terry Pierce	LB	6-1	251	Kansas State	18	0	2003-04
74	Evan Pilgrim	OL	6-4	304	Brigham Young	0	0	1999
38	Andrew Pinnock	FB	5-10	250	South Carolina	0	0	2008
95	Kavika Pittman	DE	6-6	273	McNeese State	45	44	2000-02
28	Michael Pittman	RB	6-0	225	Fresno State	8	3	2008
48	John Pitts	S	6-4	218	Arizona State	22	4	1973-75
82	Dave Pivec	TE	6-3	230	Notre Dame	14	5	1969
38	Bruce Plummer	DB	6-0	197	Mississippi State	26	0	1987-88, '90
16	Jake Plummer	QB	6-2	212	Arizona State	59	54	2003-06
22	Bobby Ply	DB	6-1	190	Baylor	1	N/A	1967
21	Randy Polti	DB	6-3	190	Stanford	29	2	1975-77
76	Tyler Polumbus	T	6-8	300	Colorado	31	8	2008-09

No.	Name	Pos.	Hgt.	Wgt.	College	GP	GS	Years
47	David Pool	DB	5-9	182	Carson-Newman	0	0	1993
81	Keith Poole	WR	6-0	188	Arizona State	6	3	2001
34	Nathan Poole	RB	5-9	210	Louisville	30	13	1982-83, '85, '87
37	Tyrone Poole	CB	5-8	188	Fort Valley State	16	4	2002
75	Monsanto Pope	DT	6-3	300	Virginia	48	21	2002-05
31	P.J. Pope	RB	5-9	205	Bowling Green State	5	1	2008
31	Kerry Porter	RB	6-1	215	Washington State	13	3	1990
22	Tracy Porter	CB	5-11	186	Indiana	6	4	2012
26	Clinton Portis	RB	5-11	205	Miami (Fla.)	29	25	2002-03
23	Dickie Post	RB	5-9	190	Houston	6	1	1971
31	Darryl Pounds	CB	5-10	185	Nicholls State	9	0	2000
91	Warren Powers	DE	6-6	287	Maryland	44	28	1989-91
5	Matt Prater	K	5-10	195	Central Florida	92	0	2007-13
88	Eugene Prebala	S	6-3	225	Boston University	42	N/A	1961-63
23	Steve Preece	S	6-1	195	Oregon State	13	9	1972
46	Dave Preston	P	5-10	185	Bowling Green	76	37	1979-83
11	Luke Prestidge	LB	6-4	235	Baylor	73	0	1979-83
56	James Price	LB	6-2	225	Auburn	6	N/A	1964
25	Errol Prisyb	DB	5-10	184	Cincinnati	5	N/A	1967
81	Mike Pritchard	WR	5-10	188	Colorado	18	13	1994-95
93	Trevor Pryce	DL	6-5	286	Clemson	121	114	1997-2005
88/87	Jeb Putzier	TE	6-4	251	Boise State	41	10	2002-05, '08
83	John J. Pyeatt	HB	6-3	204	No college	17	N/A	1960-61
Q								
26	Frank Quayle	RB	5-10	195	Virginia	11	2	1969
9	Brady Quinn	QB	6-3	235	Notre Dame	0	0	2010-11
81	Richard Quinn	TE	6-4	255	North Carolina	29	4	2009-10
R								
78	Bruce Radford	DE	6-5	257	Grambling	16	0	1979
65/66	Manny Ramirez	G/C	6-3	320	Texas Tech	49	43	2011-14
11	Patrick Ramsey	QB	6-2	225	Tulane	3	0	2007-08
10	Steve Ramsey	QB	6-2	210	North Texas State	53	31	1971-76
99	Montae Reagor	DE	6-3	285	Texas Tech	45	1	1999-2002
76	Leo T. Reed	T	6-4	240	Colorado State	4	N/A	1961
32	Tony Reed	RB	5-11	197	Colorado	15	0	1981
43	Izell Reese	S	6-2	190	Alabama-Birmingham	15	15	2002
41	Johnathan Reese	LB	6-1	220	Columbia	0	0	2004
95	Darrell Reid	OLB/DE	6-2	270	Minnesota	16	0	2009
74	Dan Remsberg	T	6-6	275	Abilene Christian	21	1	1986-87
97	Simeon Rice	DE	6-5	268	Illinois	6	1	2007
40	Randy Rich	DB	5-10	178	New Mexico	0	0	1977
43	Bob Richardson	DB	6-1	180	UCLA	9	N/A	1966
99	David Richie	DT	6-4	280	Washington	2	0	1997
58	Frank Richter	LB	6-3	235	Georgia	34	*11	1967-69
26	Larry Riley	DB	5-10	192	Salem College (N.C.)	5	0	1977
38	Reggie Rivers	RB	6-1	215	Southwest Texas State	96	5	1991-96
59	Joe Rizzo	LB	6-1	220	U.S. Merchant Marine Academy	81	62	1974-80
48	Randy Robbins	DB	6-2	189	Arizona	116	26	1984-91
57	Adrian Robinson	LB	6-1	250	Temple	6	0	2013
63	Dewayne Robertson	DT	6-1	308	Kentucky	15	15	2008
36	Frank Robinson	DE	5-11	175	Boise State	28	2	1992-93
94	Jeff Robinson	DE	6-4	270	Idaho	64	0	1993-96
95	Jeroy Robinson	LB	6-1	241	Texas A&M	3	0	1990
54	Lee Robinson	LB	6-2	256	Alcorn State	3	0	2010
17	Matt Robinson	QB	6-2	196	Georgia	14	7	1980
29	Bradley Roby	CB	5-11	194	Ohio State	16	2	2014
77	Alden Roche	DE	6-4	255	Southern	14	0	1970
45	Dominique Rodgers-Cromartie	CB	6-2	193	Tennessee State	15	13	2013
4	Ruben Rodriguez	P	6-2	210	Arizona	5	0	1992
68	William E. Roehneit	LB	6-1	227	Bradley	18	N/A	1961-62
43	Roderick Rogers	S	6-2	187	Wisconsin	5	1	2007-08
73	Stan Rogers	T	6-4	256	Maryland	14	2	1975
35	David S. Rolle	FB	6-0	215	Oklahoma	14	N/A	1960-61
53	Bill Romanowski	LB	6-4	245	Boston College	96	96	1996-2001
42	Al Romine	HB	6-2	191	Florence State	14	N/A	1960
81	Dante Rosario	TE	6-4	250	Oregon	14	3	2011
81	Barry Rose	WR	6-0	185	Wisconsin-Stevens Point	3	0	1993
30	Oliver Ross	WR	6-0	210	Alabama A&M	25	0	1973-75
11	Tobin Rote	QB	6-2	211	Rice	3	N/A	1966
16	Tom Rouen	P	6-3	225	Colorado	152	0	1993-2002
33	Justin D. Rowland	HB	6-2	188	Texas Christian	10	N/A	1962
46	John Rowser	DB	6-1	190	Michigan	38	37	1974-76
19	Eddie Royal	WR	5-10	180	Virginia Tech	57	45	2008-11
11	T.J. Rubley	QB	6-3	212	Tulsa	0	0	1996
40	Martin Rudolph†	DB	5-10	183	Arizona	3	1	1987
57	Mike Ruether	C	6-4	279	Texas	17	0	1988-89
58	Steve Russ	LB	6-4	245	Air Force	24	0	1997-2000
10	Clifford Russell	WR	5-11	195	Utah	2	0	2008
39	Darryl Russell†	DB	6-0	190	Appalachian State	3	0	1987
85	Derek Russell	WR	6-0	195	Arkansas	50	36	1991-94
42	Leonard Russell	RB	6-2	235	Arizona State	14	13	1994
53	Johnny Rutledge	LB	6-3	239	Florida	6	0	2003
50	Jim Ryan	LB	6-1	225	William & Mary	150	91	1979-88
80	Tom Rychlec	E	6-3	220	American International	3	N/A	1963
S								
26	George Saines	S	5-11	186	Michigan State	30	19	1970-72
74	Ephraim Salaam	T	6-7	295	San Diego State	30	30	2002-03
74	Harvey Salem	T	6-6	283	California	10	0	1991
84	Clint Sampson	WR	5-11	183	San Diego State	59	10	1983-86
10	Emmanuel Sanders	WR	5-11	180	Southern Methodist	16	16	2014
55	Glenell Sanders	LB	6-1	228	Louisiana Tech	1	0	1994

BRONCOS ALL-TIME ROSTER, CONT.

No.	Name	Pos.	Hgt.	Wgt.	College	GP	GS	Years
37	Cecil Sapp	RB	5-11	229	Colorado State	49	9	2003-07
10	Todd Sauerbrun	P	5-10	215	West Virginia	30	0	2005-07
83	John Sawyer	TE	6-2	240	Southern Mississippi	17	11	1983-84
54	Ron Sbranti	LB	6-2	230	Utah State	14	N/A	1966
82	Bob Scarpitto	WR/P	5-11	192	Notre Dame	81	N/A	1962-67
67	Carl Schaukowitz	G	6-3	235	Penn State	11	2	1975
88	Tony Scheffler	TE	6-5	255	Western Michigan	57	28	2006-09
67	Steve Schindler	G	6-3	256	Boston College	28	4	1977-78
69	Mark Schlereth	G	6-3	282	Idaho	81	81	1995-2000
64	Mike Schnitker	G	6-3	245	Colorado	74	26	1969-74
79	Michael Schofield	T	6-6	301	Michigan	0	0	2014
74	Bill Schultz	T	6-5	305	Southern California	2	0	1995
84/86	John Schultz	WR	5-10	182	Maryland	32	0	1976-78
66	Carlos Scott†	C	6-2	305	Texas-El Paso	0	0	1987
45	Lew Scott	DB	5-11	170	Oregon State	13	N/A	1966
76	Kirk Scraftford	T	6-6	270	Montana	32	7	1993-94
35	James H. Sears	HB	5-11	183	Southern California	2	N/A	1960-61
21	Goldie Sellers	DB	6-2	198	Grambling	27	N/A	1966-67
45	Jeff Severson	DB	6-1	183	Long Beach State	14	3	1975
30	Steve Sewell	RB/WR	6-3	210	Oklahoma	94	15	1985-92
65	Don Shackelford	G	6-4	255	Pacific	8	N/A	1964
75	Rick Sharp	T	6-3	265	Washington	12	0	1972
81/84	Shannon Sharpe	TE	6-2	228	Savannah State	172	139	1990-99, '02-03
17	George H. Shaw	QB	6-1	183	Oregon	13	N/A	1962
95	Josh Shaw	DT	6-3	305	Michigan State	5	0	2008
45	Richard Shelton	CB	5-10	180	Liberty	4	0	1989
86	Edell Shepherd	WR	6-1	175	San Jose State	0	0	2008
84	Rod Sherman	WR	6-0	190	Southern California	14	13	1972
88	Mike Sherrard	WR	6-1	185	UCLA	15	0	1996
75	Roger Shoals	T	6-4	260	Maryland	14	14	1971
40/28	Jeff Shoate	CB	5-10	180	San Diego State	14	0	2004-05, '07
63	Laval Short	DT	6-3	250	Colorado	15	0	1980
98	Sealver Siliga	DT	6-2	325	Utah	1	0	2012
80	Jerry Simmons	WR	6-0	190	Bethune-Cookman	51	35	1971-74
51	Leon Simmons	LB	6-0	225	Grambling	2	N/A	1963
2	Chris Simms	QB	6-4	230	Texas	3	1	2009
51	Mike Simone	LB	6-0	210	Stanford	42	3	1972-74
67	Jackie Simpson	LB	6-0	225	Mississippi	6	N/A	1961
45	John Sklopan	HB	5-10	200	Southern Mississippi	3	N/A	1963
7/14	Milton (Mickey) Slaughter	QB	6-2	204	Louisiana Tech	40	N/A	1963-66
39	Tom Smiley	RB	6-1	235	Lamar Tech	14	9	1969
56	Aaron Smith	LB	6-2	223	Utah State	10	0	1984
33	Alphonso Smith	CB	5-9	190	Wake Forest	15	0	2009
55	Art Smith	LB	6-1	222	Hawaii	2	0	1980
26	Ben Smith	CB	6-3	208	Georgia	14	14	1994
20	Daniel Eugene Smith	HB	5-10	180	Northeast Oklahoma	4	N/A	1961
49	Dennis Smith	S	6-3	200	Southern California	184	170	1981-94
42	Detron Smith	FB	5-10	230	Texas A&M	91	2	1996-2001
14	Don Smith	G	6-4	240	Florida A&M	2	N/A	1967
75	Ed Smith	DE	6-5	241	Colorado College	16	3	1973-75
28	Elliott Smith	CB	6-2	192	Alcorn A&M	9	0	1990
72	Harold Smith	T	6-5	250	UCLA	3	N/A	1960
N/A	Hugh B. Smith	E	6-4	217	Kansas	0	0	1962
47	James Smith	S	6-3	190	Utah State	2	1	1969
97	Le Kevin Smith	DL	6-3	308	Nebraska	14	2	2009-10
57	Matt Smith†	LB	6-2	234	West Virginia	3	0	1987
65	Monte Smith	G	6-5	270	North Dakota	14	0	1989
90	Neil Smith	DE	6-4	270	Nebraska	43	35	1997-99
26	Paul Smith	RB	5-11	242	Texas-El Paso	14	0	2007
70	Paul Smith	DT/DE	6-3	256	New Mexico	133	72	1968-78
45	Perry Smith	DB	6-1	195	Colorado State	26	5	1980-81
93	Quanterus Smith	DE	6-5	255	Western Kentucky	15	0	2014
80	Rod Smith	WR	6-0	200	Missouri Southern	183	158	1995-2007
32	Sammie Smith	RB	6-2	226	Florida State	3	1	1992
71	Willie Smith	G	6-3	255	Michigan	14	N/A	1960
72	Isaac Snell	G	6-6	288	North Dakota State	0	0	2007
84	Matt Snorton	TE	6-5	250	Michigan State	5	N/A	1964
70	Rian Sochia	NT/DE	6-3	270	Northwestern Oklahoma St.	26	16	1991-92
39	Boland Solomon	CB	6-0	193	Utah	4	0	1981
51	Henry Sorrell	LB	6-1	215	Chattanooga	10	N/A	1967
33	Jimmy Spencer	CB	5-9	188	Florida	53	8	2000-03
59	Donnie Spragan	LB	6-3	239	Stanford	48	22	2002-04
78	Rich Stachowski	DE/NT	6-4	245	California	14	0	1983
62	Jerry N. Stalcup	LB	6-1	240	Wisconsin	22	N/A	1961-62
85	Tim Stallworth	WR	5-10	185	Washington State	1	0	1990
14	Scott Stankavage	QB	6-1	194	North Carolina	1	0	1984, '86
44	Bruce Starling	HB	6-1	186	Florida	0	0	1963
17	Larry Steele	P	5-10	182	Santa Rosa	1	0	1974
19	Fred Steinfort	K	5-11	180	Boston College	33	0	1979-81
27	Jeremy Stewart	RB	5-11	215	Stanford	6	0	2014
36	James E. Stinnette	FB/LB	6-1	230	Oregon State	24	N/A	1961-62
21	Jesse Stokes	DB	6-0	190	Corpus Christi	2	0	1968
14	Brandon Stokley	WR	6-0	192	Southwestern Louisiana	59	22	2007-09, '12
34	Donnie Stone	FB	6-1	205	Arkansas	48	N/A	1961-64
82	Otto Stowe	WR	6-2	188	Iowa State	8	0	1974
22	Bob Stransky	HB	6-1	180	Colorado	14	N/A	1960
63	David Strickland	T/G	6-0	220	Memphis State	14	N/A	1960
41	Deon Strother	RB	5-11	213	Southern California	2	0	1994
63	Tim Stuber	G	6-5	315	Colorado State	0	0	2004

No.	Name	Pos.	Hgt.	Wgt.	College	GP	GS	Years
70	Dave Studdard	T	6-4	260	Texas	145	133	1979-88
72	Jerry G. Sturm	C/T/G	6-3	260	Illinois	84	N/A	1961-66
60	Nick Subis	G/C	6-4	278	San Diego State	16	0	1991
50	John Sullins	LB	6-1	225	Alabama	6	0	1992
85	Don Summers	TE	6-4	230	Boise State	18	1	1984-85
46	Jim Summers	DE	5-10	180	Michigan State	11	N/A	1967
35	Jason Suttle	CB	5-10	182	Wisconsin	10	0	1999-2000
25	Charles Swann	WR/DB	6-1	188	Indiana State	13	0	1994
80	Shane Swanson†	WR	5-9	200	Nebraska	3	2	1987
74	Harry Swayne	T	6-5	290	Rutgers	23	16	1997-98
49	Neal Sweeney	FL	6-2	170	Tulsa	10	N/A	1967
51	Bob Swenson	LB	6-3	225	California	96	77	1975-83
23	Eugene Sykes	DB	6-1	201	Louisiana State	4	N/A	1967
57	Jashon Sykes	LB	6-2	236	Colorado	19	8	2003-04
40	Austin Sylvester	FB	6-1	248	Washington	0	0	2011
94	Jim Szymanski	DE	6-5	268	Michigan State	7	6	1990-91

T

21	Aqib Talib	CB	6-1	205	Kansas	15	15	2014
64	Ralph Tamm	G/C	6-4	280	West Chester	22	1	1995-96
84	Jacob Tamme	TE	6-3	230	Kentucky	47	9	2012-14
98	Maa Tanuvasa	DE/DT	6-2	270	Hawaii	80	54	1995-2000
65	George Tarasovic	DE	6-4	245	Louisiana State	6	N/A	1967
41	Jerry L. Tarr	E	6-0	190	Oregon	14	N/A	1962
95	Alphonso Taylor	DT	6-3	350	Temple	3	0	1993
72	Herb Taylor	T	6-3	295	Texas Christian	0	0	2009
81	Kitrick Taylor	WR	5-11	194	Washington State	2	0	1993
87	Lionel T. Taylor	E	6-2	215	New Mexico Highlands	96	N/A	1960-66
70	Trey Teague	T	6-5	292	Tennessee	34	20	1998-2001
15	Tim Tebow	QB	6-3	245	Florida	23	14	2010-11
13	Steve Tensi	QB	6-5	215	Florida State	27	22	1967-70
13	Dave Terrell	WR	6-3	212	Michigan	1	0	2005
84	Jim Thibert	LB	6-3	230	Toledo	13	N/A	1965
32	Calvin Thomas	RB	5-11	239	Illinois	2	0	1988
88	Demaryius Thomas	WR	6-3	229	Georgia Tech	69	55	2010-14
48	Earlie Thomas	DB	6-1	190	Colorado State	10	6	1975
26	Eric Thomas	CB	5-11	184	Tulane	14	0	1995
80	Julius Thomas	TE	6-5	250	Portland State	36	25	2011-14
26	J.T. Thomas	S	6-2	196	Florida State	9	1	1982
79	Marcus Thomas	DL	6-3	316	Florida	76	34	2007-11
82	Zach Thomas	WR/PR	6-0	182	South Carolina State	28	0	1983-84
53	Anthony Thompson	LB	6-1	227	East Carolina	11	0	1990
61	Arland Thompson	G	6-4	265	Baylor	2	0	1980
36	Bill Thompson	DB	6-1	201	Maryland State	179	178	1969-81
76	Broderick Thompson	T	6-5	295	Kansas	32	32	1995-96
77	Jim Thompson	DT	6-3	255	Southern Illinois	4	N/A	1965
40	Juwan Thompson	RB	5-11	225	Duke	15	0	2014
4	Robert Thompson†	WR	5-9	168	Youngstown State	2	0	1987
22	Syd'Quan Thompson	CB	5-9	191	California	13	0	2010-11
87	Cedric Tillman	WR	6-2	204	Alcorn State	39	8	1992-94
51	Dave Tobey	LB	6-3	231	Oregon	7	0	1968
42	Ryan Torain	RB	6-1	225	Arizona State	2	1	2008
61	Andre Townsend	DE/NT	6-3	265	Mississippi	103	54	1984-90
54/94	Keith Traylor	LB/DT	6-2	304	Central State (Okla.)	94	66	1991-92, 97-2000
20	Jerry Traynham	HB	5-10	190	Southern California	2	N/A	1961
9	David Treadwell	K	6-1	180	Clemson	64	0	1989-92
59	Danny Trevathan	LB	6-1	240	Kentucky	35	17	2012-14
37	Steve Trimble	DB	5-10	181	Maryland	14	11	1981-83
18	Frank Tripucka	QB	6-2	192	Notre Dame	44	42	1960-63
91	Jeff Tupper	DL	6-5	269	Oklahoma	4	3	1987
55	Godwin Turk	LB	6-3	230	Southern	42	5	1976-78
35	Clem Turner	RB	6-1	236	Cincinnati	37	0	1970-72
15	Jim Turner	K	6-2	205	Utah State	130	0	1971-79
21	Scott Turner	CB	5-10	190	Illinois	9	0	2003
71	Melvin Tuten	T	6-6	305	Syracuse	2	0	1999-2000
23	Maurice Tyler	S	6-0	188	Morgan State	28	2	1973-74
72	Richard Tyson	G	6-2	245	Tulsa	7	N/A	1967

U

67	Keith Uecker	T	6-5	278	Auburn	2	2	1982-83
50	Artie Ulmer	LB	6-3	247	Valdosta State	7	0	1999
31	Marviel Underwood	S	5-10	200	San Diego State	0	0	2007
50	Olen Underwood	LB	6-1	220	Texas	14	4	1971
96	Mitch Unrein	DT	6-4	306	Wyoming	54	3	2011-14
80	Rick Upchurch	WR	5-10	175	Minnesota	119	59	1975-83

V

60	Steve Vallos	C	6-3	310	Wake Forest	15	0	2013
42	Bill Van Heusen	WR/P	6-1	200	Maryland	109	38	1968-76
11	Bradlee Van Pelt	QB	6-2	220	Colorado State	3	0	2005
65	Louis Vasquez	G	6-5	335	Texas Tech	32	32	2013-14
61	Bob Vaughn	G	6-4	240	Mississippi	1	0	1968
41	Cassius Vaughn	CB	5-11	195	Mississippi	22	3	2010-11
97	Demetris Veal	DT	6-2	288	Tennessee	31	1	2004-06
90	David Veikune	LB	6-2	257	Hawaii	4	0	2010
32	Tony Veland	S	6-0	209	Nebraska	12	0	1997
86	Chris Verhulst	TE	6-3	249	Chico State	8	1	1990
99	Kevin Vickerson	DT	6-5	328	Michigan State	47	41	2010-13
65	Lloyd Voss	T	6-4	256	Nebraska	13	7	1972

W

37	Bob Wade	CB	6-2	200	Morgan State	3	2	1970
30	Clarence Walker	HB	6-1	205	Southern Illinois	1	N/A	1963
27/25	Denard Walker	CB	6-1	190	Louisiana State	32	31	2001-02

BRONCOS ALL-TIME ROSTER, CONT.

No.	Name	Pos.	Hgt.	Wgt.	College	GP	GS	Years
84	Javon Walker	WR	6-3	209	Florida State	24	21	2006-07
96	Kenny Walker	DE	6-3	260	Nebraska	31	16	1991-92
59	Brett Wallerstedt	LB	6-1	240	Arizona State	0	0	1994
35	Lenny Walls	CB	6-4	192	Boston College	43	20	2002-05
50	J.D. Walton	C	6-3	305	Baylor	36	36	2010-12
43	T.J. Ward	S	5-10	200	Oregon	15	15	2014
94	DeMarcus Ware	DE	6-4	258	Troy	16	15	2014
61	Gerard Warren	DT	6-4	325	Florida	31	31	2005-06
94	Ty Warren	DT	6-5	300	Texas A&M	1	1	2011-12
56	Dave Washington	LB	6-5	223	Alcorn A&M	27	21	1970-71
81/83	Dave Washington	TE	6-4	228	Southern California	2	0	1968
84	Gene Washington	WR	6-3	208	Michigan State	14	0	1973
97	Keith Washington	DE	6-4	275	Nevada-Las Vegas	26	16	2001-02
95	Lionel Washington	CB	6-0	185	Tulane	30	28	1995-96
98	Marvin Washington	DE	6-6	275	Idaho	16	0	1998
98	Ted Washington	NT	6-4	316	Louisville	15	15	1994
21	Chris Watson	CB	6-1	192	Eastern Illinois	14	1	1999
81	Steve Watson	WR	6-4	195	Temple	126	87	1979-87
17	Darius Watts	WR	6-2	188	Marshall	22	2	2004-05
54	Nate Wayne	LB	6-0	230	Mississippi	16	0	1998-99
36	Kayvon Webster	CB	5-11	198	South Florida	26	2	2013-14
58	Nate Webster	LB	6-0	232	Miami (Fla.)	32	28	2006-08
14	Norris Weese	QB	6-1	195	Mississippi	57	1	1976-79
40	Ted Weger	FB	5-11	202	No college	4	N/A	1960
13	Jack Weil	P	5-11	175	Wyoming	6	0	1986
83	Wes Welker	WR	5-9	185	Texas Tech	27	21	2013-14
29	Bill West	CB	5-10	185	Tennessee State	8	0	1972
40/42	Charlie West	DB	6-1	197	Texas-El Paso	32	6	1978-79
20	Willie West	DB	5-10	190	Oregon	7	N/A	1964
89	Max Wettstein	E	6-3	225	Florida State	2	N/A	1966
83	Jim Whalen	TE	6-2	210	Boston College	17	15	1970-71
59	Taylor Whitley	G	6-4	315	Texas A&M	2	0	2005
89	Andre White	TE	6-3	225	Florida A&M	14	N/A	1967
78	Jim White	DE	6-4	256	Colorado State	7	1	1976
79	Dave Widell	C/G	6-7	303	Boston College	79	39	1990-94
67	Doug Widell	G	6-4	289	Boston College	64	58	1989-92
62	Casey Wiegmann	C	6-2	285	Iowa	32	32	2008-09
29	Jonathan Wilhite	CB	5-11	185	Auburn	15	2	2011
47	Gerald Willhite	RB	5-10	200	San Jose State	78	21	1982-88
91	Alfred Williams	DE	6-6	265	Colorado	49	38	1996-99
52/55	D.J. Williams	LB	6-1	242	Miami (Fla.)	127	115	2004-12
90	Dan Williams	DE	6-4	290	Toledo	45	40	1993-96
27	Darrent Williams	CB	5-8	188	Oklahoma State	27	23	2005-06
N/A	Harold Williams	HB	N/A	N/A	Miami (Ohio)	N/A	N/A	1961
26	Jack Williams	DE	5-9	185	Kent State	21	0	2008-09
76	Jamal Williams	NT	6-3	348	Oklahoma State	16	16	2010
20	Roosevelt Williams	CB	5-11	200	Tuskegee	0	0	2003
92	Sylvester Williams	DT	6-2	313	North Carolina	29	17	2013-14
29	Wandy Williams	RB	6-1	189	Hofstra	12	2	1969-70
12	Matthew Willis	WR	6-0	190	UCLA	38	1	2009-12
85	Jeff Wilner	TE	6-5	250	Wesleyan (Conn.)	0	0	1995
56	Al Wilson	LB	6-0	240	Tennessee	125	119	1999-2006
48	Nemiah Wilson	DB	6-0	165	Grambling	42	N/A	1965-67
88	Sir Mawn Wilson	WR	6-2	213	Syracuse	0	0	1997
45	Steve Wilson	CB	5-10	195	Howard	92	33	1982-88
91	Troy Wilson	DE	6-4	257	Pittsburg State	3	0	1995
51	Jamie Winborn	LB	5-11	242	Vanderbilt	30	13	2007-08
23	Sammy Winder	RB	5-11	203	Southern Mississippi	127	83	1982-90
72	Brandon Winney	T	6-6	310	Louisiana State	0	0	2001
55	Bryant Winn†	LB	6-4	231	Houston	3	3	1987
95	Derek Wolfe	DE	6-5	285	Cincinnati	43	43	2012-14
16	Dick Wood	QB	6-5	205	Auburn	1	N/A	1962
54	Lee Woodall	LB	6-1	230	West Chester	14	0	2001
52	Ken Woodard	LB	6-1	218	Tuskegee Institute	73	13	1982-86
99	Ray Woodard†	DE	6-6	290	Texas	3	1	1987
85	Chris Woods	WR	5-11	190	Auburn	1	0	1989
59/52	Wesley Woodyard	LB	6-0	233	Kentucky	87	40	2008-13
58	Jack Work	DE	6-0	200	Denver	0	0	1960
87	James Wright	TE	6-3	240	Texas Christian	64	31	1980-85
35	Jim Wright	HB	5-11	190	Memphis State	10	N/A	1964
42	Lonnie Wright	DB	6-2	205	Colorado State	26	N/A	1966-67
20	Louis Wright	CB	6-2	200	San Jose State	166	163	1975-86
57/92	Dave Wymann	LB	6-2	241	Stanford	31	27	1993-95
Y								
76	William G. Yelverton	E	6-4	220	Mississippi	10	N/A	1960
32	Chris Young	S	6-0	210	Georgia Tech	21	0	2003-05
65	Joseph A. Young	E	6-3	245	Arizona	20	N/A	1960-61
83	Michael Young	WR	6-1	187	UCLA	51	14	1989-92
60	Robert Young	G	6-1	270	Howard Payne	58	*33	1966-70
35	Selvin Young	RB	5-11	207	Texas	23	13	2007-08
Z								
46	Bob Zeman	DB	6-1	200	Wisconsin	28	N/A	1962-63
65	Gary Zimmerman	T	6-6	294	Oregon	76	76	1993-97

BRONCOS ALL-TIME ROSTER BREAKDOWN

NUMBER OF PLAYERS PER SCHOOL

- 32 — Colorado
- 30 — Florida
- 24 — Louisiana State, Texas
- 22 — Georgia, Oregon
- 21 — Colorado State, Southern California, Stanford, Wisconsin
- 20 — Maryland
- 19 — Washington
- 17 — Florida State, Notre Dame, UCLA
- 16 — Nebraska
- 15 — San Diego State, Texas A&M
- 14 — Arizona, Arizona State, Boston College, California, Miami (Fla.), Michigan, Michigan State
- 13 — Baylor, Minnesota, Mississippi, Tennessee
- 12 — Houston, Oklahoma, Utah State
- 11 — North Carolina, Ohio State
- 10 — Clemson, Tulane
- 9 — Arkansas, Auburn, Kansas, Penn State, Purdue, South Carolina, Texas Tech, Utah, Virginia Tech
- 8 — Florida A&M, Georgia Tech, Illinois, Nevada-Las Vegas, San Jose State
- 7 — Brigham Young, Duke, Fresno State, Iowa, Kentucky, Mississippi State, Oregon State, Southern Mississippi, Syracuse, Tulsa, Wake Forest, Washington State, Wyoming
- 6 — Alabama, Alcorn State/Alcorn A&M, Cincinnati, Grambling State/Grambling, Hawaii, Idaho, Kansas State, Louisville, Memphis/Memphis State, Oklahoma State, Pittsburgh, Temple, Toledo
- 5 — Central Florida, North Carolina State, Southern, Texas Christian, Texas-El Paso, Virginia
- 4 — Boise State, Bowling Green/Bowling Green State, Miami (Ohio), Missouri, North Dakota, North Dakota State, Northern Arizona, Tennessee State, West Virginia, Wichita State
- 3 — Appalachian State, Bethune-Cookman, Hofstra, Indiana, Louisiana Tech, McNeese State, Morgan State, New Mexico, New Mexico State, Pacific, Richmond, South Carolina State, Texas Southern, Troy/Troy State, Western Illinois, William & Mary
- 2 — Abilene Christian, Air Force Academy, Alabama-Birmingham, Boston University, Bradley, C.W. Post, Cal State-Fullerton, Cal State-Northridge, Chico State, Columbia, Eastern Michigan, Emporia State/Emporia College, Fort Valley State, Howard, Howard Payne, Iowa State, Jacksonville State, Liberty, Long Beach State, Louisiana at Lafayette/Southwestern Louisiana, Maine, Marshall, Montana, Montana State, Nevada, New Hampshire, North Carolina Central, North Texas/North Texas State, Northern Colorado, Northern Illinois, Pittsburgh State, Portland State, Rutgers, Sacramento State, South Florida, Southern Illinois, Southern Methodist, Southwest Texas State, Texas A&I, Texas-Arlington, Tuskegee/Tuskegee Institute, Vanderbilt, Villanova, Weber State, West Chester, West Texas State, Youngstown State
- 1 — Adams State, Akron, Alabama A&M, Allen, American International, Angelo State, Arkansas A&M, Arkansas AM&N, Arkansas State, Ball State, Bishop College, Cal-Davis, Cal Poly/SLO, Cal-Riverside, Cal-Santa Barbara, Carson-Newman, Central Michigan, Central Missouri State, Central State (Okla.), Chattanooga, Colorado College, Compton J.C., Corpus Christi, Delaware, Delaware State, Delaware Valley, Delta State, Denver, Detroit Mercy, East Carolina, Eastern Illinois, Eastern Montana, Eastern New Mexico, El Camino J.C., Elizabeth City State, Elon College, Evangel College, Findlay, Florence State, Grand Valley State, Hampton, Heidelberg, Henderson State, Holy Cross, Humboldt State, Idaho State, Illinois State, Indiana State, Jackson State, James Madison, Kent State, Kutztown, Lamar Tech, Louisiana Monroe/Northeast Louisiana, Maryland Eastern Shore/Maryland State, Massachusetts, McMurray College, Menlo College, Mercer, Mississippi College, Missouri Southern, Morris Brown, New Mexico Highlands, Nicholls State, Norfolk State, North Carolina A&T, Northeast Oklahoma, Northern Colorado, Northern Iowa, Northwestern, Northwestern State (La.), Northwestern Oklahoma State, Omaha, Pennsylvania, Plymouth State, Rice, Saginaw Valley State, Salem (N.C.), Salem (W. Va.), Sam Houston State, Santa Clara, Santa Rosa, Savannah State, Shepherd, South Dakota State, Southwest Missouri State, Springfield College, St. Augustine, Stephen F. Austin, Sul Ross State, Tennessee-Martin, Texas State, Trinity (Conn.), Truman State, U.S. Merchant Marine Academy, Valdosta State, Virginia Union, Wayne State (Neb.), Wesleyan (Conn.), Western Carolina, Western Kentucky, Western Michigan, Wisconsin-Stevens Point, Wisconsin-Whitewater, Xavier, Yankton College

Seven players did not attend college.

TOP 10 SCHOOLS BY GAMES PLAYED

Rk.	Gms.	School (No. of players / rank in category)
1.	1,147	Colorado (32 / 1st)
2.	791	Georgia (22 / T-5th)
3.	700	Stanford (21 / T-7th)
4.	675	Minnesota (13 / T-26th)
5.	684	Florida (30 / 2nd)
6.	677	Miami (Fla.) (14 / T-19th)
7.	653	Houston (12 / T-30th)
8.	648	Boston College (14 / T-19th)
9.	615	Texas (24 / T-3rd)
10.	592	Washington (17 / 12th)

TOP 10 CONFERENCES BY NUMBER OF PLAYERS

(based on conference alignments from 2014 season)

Rk.	Players	Conference
1.	156	Pacific-12
2.	152	Southeastern
3.	147	Big 12
4.	125	Atlantic Coast
5.	110	Big Ten
6.	77	Mountain West
7.	60	Conference USA
8.	49	Western Athletic
9.	33	Big East
10.	24	Mid-Eastern Athletic (I-AA)*

* - total includes one player (Billy Thompson) from Maryland Eastern Shore/Maryland State, which competed in the MEAC before the school dropped football after the 1979 season.

BRONCOS ALL-TIME ROSTER BREAKDOWN

SERVICE (YEARS PLAYED)

16 YEARS: John Elway 1983-98

15 YEARS: Jason Elam 1993-2007; Tom Nalen 1994-2008

14 YEARS: Tom Jackson 1973-86; Dennis Smith 1981-94

13 YEARS: Barney Chavous 1973-85; Paul Howard 1973-75, '77-86; Ken Lanier 1981-92, '94; Rod Smith 1995-2007; Billy Thompson 1969-81

12 YEARS: Tyrone Braxton 1987-93, '95-99; Billy Bryan 1977-88; Dwayne Carswell 1994-2005; Rubin Carter 1975-86; Karl Mecklenburg 1983-94; Riley Odoms 1972-83; Shannon Sharpe 1990-99, '02-03; Louis Wright 1975-86

11 YEARS: Keith Burns 1994-98, 2000-03, '05-06; Simon Fletcher 1985-95; Steve Foley 1976-86; Matt Lepsis 1997-2007; Paul Smith 1968-78

10 YEARS: Steve Atwater 1989-98; Champ Bailey 2004-13; Randy Gradishar 1974-83; Vance Johnson 1985-93, '95; Fran Lynch 1967-76; Haven Moses 1972-81; Tom Rouen 1993-2002; Jim Ryan 1979-88; Dave Studdard 1979-88

9 YEARS: Keith Bishop 1980, 1982-89; Mike Current 1967-75; Rick Dennison 1982-90; Ben Hamilton 2001-09; Mike Harden 1980-88; Rulon Jones 1980-88; Clarence Kay 1984-92; Greg Kragen 1985-93; Gary Kubiak 1983-91; Floyd Little 1967-75; Ed McCaffrey 1995-2003; Claudie Minor 1974-82; Trevor Pryce 1997-2005; Jim Turner 1971-79; Rick Upchurch 1975-83; Billy Van Heusen 1968-76; Steve Watson 1979-87; D.J. Williams 2004-12; Sammy Winder 1982-90

8 YEARS: Lyle Alzado 1971-78; Otis Armstrong 1973-80; Terrell Davis 1995-2002 Tom Glassic 1976-83; Glenn Hyde 1976-81, '84-85; Larry Kaminski 1966-73; Keith Kartz 1987-94; Chris Kuper 2006-13; Brison Manor 1977-84; John Mobley 1996-2003; Dan Neil 1997-2004; Randy Robbins 1984-91 Steve Sewell 1985-92; Bob Swenson 1975-79, '81-83; Al Wilson 1999-2006

7 YEARS: Cooper Carlisle 2000-06; **Ryan Clady 2008-14;** Ray Crockett 1994-2000; Al Denson 1964-70; Elvis Dumervil 2006-12; Pete Duranko 1967-70, 72-74; Ron Egloff 1977-83; Larry Evans 1976-82; Ian Gold 2000-03, '05-07; Goose Gosnoulin 1960-66; John Grant 1973-79; Charlie Greer 1968-74; Harald Hasselbach 1994-2000; Mike Horan 1986-92; Jerry Inman 1966-71, '73; Mark Jackson 1986-92; Rich Karlis 1982-88; Jon Keyworth 1973-79; Mike Leach 2002-08; Tim Lucas 1987-93; Rob Lytle 1977-83; Bobby Maples 1972-78; Matt Prater 2007-13; Joe Rizzo 1974-80; Lionel Taylor 1960-66; Andre Townsend 1984-90; Gerald Willhite 1982-88; Steve Wilson 1982-88

6 YEARS: Mike Anderson 2000-05; Michael Brooks 1987-92; Sam Brunelli 1966-71; **David Bruton Jr. 2009-14;** Glenn Cadrez 1995-2000; Byron Chamberlain 1995-2000; **Britton Colquitt 2009-14;** Ken Criter 1969-74; Eldon Danenhauer 1960-65; George Goeddeke 1967-72; Nate Jackson 2003-08; Richard Jackson 1967-72; Don Latimer 1978-83; Mike Lodish 1995-2000; Tommy Lyons 1971-76; Marv Montgomery 1971-76; Craig Morton 1977-82; Chip Myrtle 1967-72; Dave Preston 1978-83; Steve Ramsey 1971-76; Reggie Rivers 1991-96; Bill Romanowski 1996-2001; Bob Scarpitto 1962-67; Mark Schlereth 1995-2000; Mike Schnitker 1969-74; Detron Smith 1996-2001; Jerry Sturm 1961-66; Maa Tanuvasa 1995-2000; Wesley Woodyard 2008-13.

ALL-TIME ROSTER HEIGHT/WEIGHT BREAKDOWNS

Note: A total of 1,214 players have appeared on Denver's active roster for a regular-season or postseason game.

BY HEIGHT

Height	# of players	Pct.
Players 5'-5"	1	(0.1%)
Players 5'-6"	0	(0.0%)
Players 5'-7"	4	(0.3%)
Players 5'-8"	9	(0.7%)
Players 5'-9"	31	(2.6%)
Players 5'-10"	85	(7.0%)
Players 5'-11"	104	(8.6%)
Players 6'-0"	128	(10.5%)
Players 6'-1"	163	(13.4%)
Players 6'-2"	189	(15.6%)
Players 6'-3"	218	(18.0%)
Players 6'-4"	134	(11.0%)
Players 6'-5"	86	(7.1%)
Players 6'-6"	45	(3.7%)
Players 6'-7"	11	(0.9%)
Players 6'-8"	4	(0.3%)
Height unknown	2	(0.2%)

BY WEIGHT

Weight Range	# of players	Pct.
Players 164-174 lbs.	14	(1.2%)
Players 175-199 lbs.	305	(25.1%)
Players 200-224 lbs.	264	(21.7%)
Players 225-249 lbs.	264	(21.7%)
Players 250-274 lbs.	187	(15.4%)
Players 275-299 lbs.	92	(7.6%)
Players 300-324 lbs	72	(5.9%)
Players 325-350 lbs	14	(1.2%)
Weight unknown	2	(0.2%)

ALL-TIME ROSTER HEIGHT/WEIGHT EXTREMES

Of the 1,214 players who have appeared on Denver's active roster for a regular-season or postseason game:

Category	Hgt./Wgt.	No. (Players)
Average height	6'-2"	
Most frequently occurring height	6'-3"	(218 players; 18.0%)
Average weight	230	
Most frequently occurring weight range	175-199	(305 players; 25.1%)
Shortest Player	5'-5"	(Trindon Holliday)
Tallest Player	6'-8"	(4 players) (Jamie Brown, Brock Osweiler, Erik Pears, Tyler Polumbus)
Lightest Player	164	(DB Chris Hale)
Heaviest Player	350	(DT Sam Adams, DT Alphonso Taylor)
Shortest Center/Guard	6'-1"	(7 players) (Chris Banks, Ken Brown, John Hohman, K.C. Jones, Pat Matson, Charlie Parker, Robert Young)
Tallest Center/Guard	6'-7"	(Brian Habib, Jon Melander, Dave Widell)
Lightest Center/Guard	220	(David Strickland)
Heaviest Center/Guard	322	(Montrae Holland)
Shortest Tackle	6'-0"	(Arthur Hauser, David Strickland)
Tallest Tackle	6'-8"	(Jamie Brown, Erik Pears, Tyler Polumbus)
Lightest Tackle	216	(Albert Day)
Heaviest Tackle	338	(George Foster)
Shortest Quarterback	5'-11"	(Marlin Briscoe)
Tallest Quarterback	6'-8"	(Brock Osweiler)
Lightest Quarterback	178	(Marlin Briscoe)
Heaviest Quarterback	248	(Darrell Hackney)
Shortest Running Back/Fullback	5'-7"	(KaRon Coleman, Quentin Griffin)
Tallest Running Back/Fullback	6'-3"	(12 players) (most recent: Rod Bernstine, Anthony Lynn, Steve Sewell)
Lightest Running Back/Fullback	177	(Glyn Milburn)
Heaviest Running Back/Fullback	251	(Cookie Gilchrist)
Shortest Wide Receiver	5'-5"	(Trindon Holliday)
Tallest Wide Receiver	6'-5"	(Don Carothers, Ed McCaffrey)
Lightest Wide Receiver	165	(Sam Graddy)
Heaviest Wide Receiver	235	(Demaryius Thomas)
Shortest Tight End	6'-1"	(Byron Chamberlain, Hewritt Dixon, Russell Payne)
Tallest Tight End	6'-6"	(Pat Kelly, Keli McGregor, Chad Mustard)
Lightest Tight End	210	(Jim Whalen)
Heaviest Tight End	277	(Chad Mustard)
Shortest Defensive Lineman	5'-11"	(Elvis Dumervil)
Tallest Defensive Lineman	6'-7"	(5 players) (Paul Carrington, Stan Fanning, Jumpy Geathers, John Hoffman, Jarvis Moss)
Lightest Defensive Lineman	240	(Leroy Moore)
Heaviest Defensive Lineman	350	(Sam Adams, Alphonso Taylor)
Shortest Linebacker	5'-11"	(Elvis Dumervil, Tom Jackson, Joe Mays, Jamie Winbom)
Tallest Linebacker	6'-7"	(Jarvis Moss)
Lightest Linebacker	190	(Tommy Luke)
Heaviest Linebacker	274	(Robert Ayers)
Shortest Defensive Back	5'-7"	(Chris Hale, Calvin Jones)
Tallest Defensive Back	6'-4"	(John Pitts, Lenny Walls)
Lightest Defensive Back	164	(Chris Hale)
Heaviest Defensive Back	220	(John Lynch)
Shortest Kicker/Punter	5'-9"	(P Bucky Dilts, K Bobby Howfield)
Tallest Kicker/Punter	6'-4"	(4 players) (P Mitch Berger, K Steven Hauschka, K Joe Nedney, P Luke Prestridge)
Lightest Kicker/Punter	175	(P Jack Weil)
Heaviest Kicker/Punter	240	(K Bob Humphreys)

BRONCOS ALL-TIME NUMERICAL ROSTER

All-Time Numerical Roster Notes

- Every jersey number has been worn at least once in franchise history.

Retired Jersey Numbers:

#7 John Elway	QB	1983-98
#18 Frank Tripucka	QB	1960-63
<i>Currently issued to QB Peyton Manning</i>		
#44 Floyd Little	RB	1967-75

Jersey Numbers Worn By Only One Player:

#0 John Olszewski	FB	1962
-------------------	----	------

Players Who Have Worn Three Jersey Numbers:

Sam Brunelli	G	64, 68, 72
Keith Burns	LB	51, 55, 56
Nate Jackson	TE	14, 81, 89

Players For Whom Jersey Numbers Are Not Available:

Hugh Smith	E	1962
Harold Williams	HB	1961

9	John Olszewski	FB	1962
---	----------------	----	------

1	Connor Barth	K	2014
	Brett Kern	P	2008-09
	Jason Elam	K	1993-2007
	Daren Parker	P	1992
	Chris Norman	P	1984-85

2	Zac Dysert	QB	2013
	Chris Simms	QB	2009
	Sam Paulescu	P	2007
	Steve Lindsey	K	2000
	Will Furrer	QB	1994
	Mike Horan	P	1986-92
	Joe DiVito	QB	1968
	Bob Humphreys	K	1967-68
	Cookie Gilchrist	FB	1965

3	Steven Hauschka	K	2010
	Tom Brandstater	QB	2009
	Paul Ernster	P/K	2005-07
	Scott Bentley	K	1997, 2000
	Rich Karlis	K	1982-88
	Bobby Howfield	K	1968-70
	Billy Joe	FB	1963-64

4	Britton Colquitt	P	2009-14
	Darrell Hackney	QB	2007-08
	Micah Knorr	P/K	2002-04
	Ruben Rodriguez	P	1992
	Chris Norman	P	1986
	Robert Thompson	WR	1987
	Rick Duncan	K	1967

5	Matt Prater	K	2007-13
	Brad Daluiso	K	1992

6	Brock Osweiler	QB	2012
	Jay Cutler	QB	2006-08
	Jason Baker	P/K	2004
	Joe Nedney	K	2000
	Bubby Brister	QB	1997-99
	Ralph Giacommaro	P	1987

7 (RETIRED)

	John Elway	QB	1983-98
	Craig Morton	QB	1977-82
	Mickey Slaughter	QB	1963-66

8	Brandon McManus	K	2014
	Kyle Orton	QB	2009-11
	Matt Mauck	QB	2004
	Todd Husak	QB	2001
	Jeff Lewis	QB	1996-97
	Tommy Maddox	QB	1992-93
	Gary Kubiak	QB	1983-91

9	Brady Quinn	QB	2010-11
	David Treadwell	K	1989-92

10	Emmanuel Sanders	WR	2014
	Jabar Gaffney	WR	2009-10
	Clifford Russell	WR	2008
	Todd Sauerbrun	P	2005-07
	Triandos Luke	WR	2004
	Bucky Dilts	P	1977-78
	Mark Herrmann	QB	1981-82
	Steve Ramsey	QB	1971-76
	Jim Leclair	QB	1967-68
	John McCormick	QB	1963, '65-66

11	Trindon Holliday	WR	2012-13
	Kenny McKinley	WR	2009-10
	Patrick Ramsey	QB	2007-08
	Quincy Morgan	WR	2006
	Bradlee Van Pelt	QB	2005
	Steve Beuerlein	QB	2001-03
	Jeff Brohm	QB	1999
	T.J. Rubley	QB	1996
	Luke Prestridge	P	1979-83
	Bobby Anderson	HB	1970-73
	Tobin Rote	QB	1966
	John McCormick	QB	1968

12	Andre Caldwell	WR	2013-14
	Matthew Willis	WR	2009-12
	Domenik Hixon	WR	2006-07
	Charlie Adams	WR	2003
	Gus Frerotte	QB	2000-01
	Chris Miller	QB	1999
	Shawn Moore	QB	1992-93
	Ken Karcher	QB	1987-88
	Craig Penrose	QB	1976-79
	Charley Johnson	QB	1972-75
	Al Pastrana	QB	1969-70
	Gary Kroner	K	1965-67

13	Nathan Palmer	WR	2014
	Keary Colbert	WR	2008
	David Terrell	WR	2005
	Danny Kanell	QB	2003-04
	Jack Weil	P	1986
	Don Horn	QB	1971-72
	Steve Tensi	QB	1967-70

14	Cody Latimer	WR	2014
	Brandon Stokley	WR	2007-09, 12
	Todd Devoe	WR	2005-06
	Nate Jackson	WR	2003-04
	Brian Griese	QB	1998-2002
	Bill Musgrave	QB	1995-96
	Dean May	QB	1987
	Scott Stankavage	QB	1984, '86
	Norris Weese	QB	1976-79
	John Hufnagel	QB	1974
	Pete Liske	QB	1969-70
	Mickey Slaughter	QB	1963-66
	Don Smith	G	1967
	George Hunter Enis	QB	1962
	Skip Doyle	HB	1960

15	Tim Tebow	QB	2010-11
	Brandon Marshall	WR	2006-09
	Mike Clendenen	K	1987
	Jim Turner	K	1971-79
	Marlin Briscoe	QB	1968
	Max Choboian	QB	1966
	Jacky Lee	QB	1964-65
	Philip Nugent	HB	1961

16	Caleb Hanie	QB	2012
	D'Andre Goodwin	WR	2011
	Chad Jackson	WR	2008
	Jake Plummer	QB	2003-06
	Tom Rouen	P	1993-2002

Monte McGuire	QB	1987	Glyn Milburn	RB	1993-95
Jeff Knapple	QB	1980	Alton Montgomery	S	1990-93
John Hufnagel	QB	1975	Tony Lilly	S	1984-87
Mike Ernst	QB	1972	Aaron Kyle	DB	1980-82
Dick Wood	QB	1962	Steve Haggerty	DB	1975
George Herring	QB	1960-61	Fran Lynch	HB	1967-76
17			Bobby Ply	DB	1967
Brock Osweiler	QB	2013-14	Gerry Bussell	DB	1965
Andre Caldwell	WR	2012	Elihu (Buddy) Allen	HB	1961
Quan Cosby	WR	2011	David Ames	HB	1961
Britt Davis	WR	2010	Bob Stransky	HB	1960
Mitch Berger	P	2009	23		
Glenn Martinez	WR	2007-08	Ronnie Hillman	RB	2014
Darius Watts	WR	2004-05	Quentin Jammer	CB	2013
Jarius Jackson	QB	2000-03	Willis McGahee	RB	2011-12
Hugh Millen	QB	1994-95	Renaldo Hill	S	2009-10
Steve DeBerg	QB	1981-83	Andre Hall	RB	2007-08
Matt Robinson	QB	1980	Marques Anderson	S	2005
Larry Steele	P	1974	Willie Middlebrooks	CB	2001-04
Scotty Glacken	QB	1966-67	Jason Moore	S	1999
George Shaw	QB	1962	Darrien Gordon	CB	1997
18 (RETIRED)			Ronnie Bradford	CB	1993-95
Peyton Manning	QB	2012-14	Sammy Winder	RB	1982-90
Frank Tripucka	QB	1960-63	Chris Pane	DB	1976-79
19			Billy Hardee	CB	1976
Isaiah Burse	WR	2014	Alfred Haywood	RB	1975
Eddie Royal	WR	2008-11	George Hoey	DB	1975
Taylor Jacobs	WR	2007	Maurice Tyler	S	1973-74
Brian Clark	WR	2006	Steve Preece	S	1972
Fred Steinfurt	K	1979-81	Dickie Post	RB	1971
Don Breau	QB	1963	Drake Garrett	DB	1968-70
			Gene Sykes	DB	1967
20			Goose Gonsoulin	DB	1960-66
Josh Bush	S	2014	24		
Mike Adams	S	2012-13	Champ Bailey	CB	2004-13
Brian Dawkins	S	2009-11	Deltha O'Neal	CB	2000-03
Marlon McCree	S	2008	Randy Fuller	CB	1994
Travis Henry	RB	2007	Wymon Henderson	CB	1989-91
Mike Bell	RB	2006	Tony Boddie	RB	1986-87
Garrison Hearst	RB	2004	Rick Parros	RB	1981-84
Roosevelt Williams	CB	2003	Otis Armstrong	RB	1973-80
Delvin Hughley	CB	2001	Butch Byrd	DB	1971
Tory James	CB	1996, '98-99	Booker Edgerson	CB	1970
Greg Lewis	RB	1992	Phil Brady	S	1969
Darryl Jones	DB	1987	Hal Lewis	DB	1968
Kevin Clark	DB	1990-91	Willie Brown	DB	1963-66
Louis Wright	CB	1975-86	Donald Allen	FB	1960
Charles Greer	DB	1968-74	25		
Billy Ray Fletcher	E	1966	Chris Harris Jr.	CB	2011-14
Willie West	DB	1964	Tony Carter	CB	2009
Tommy Minter	HB	1962	Anthony Alridge	RB	2008
Daniel E. Smith	HB	1961	Nick Ferguson	S	2003-07
Jerry Traynham	HB	1961	Denard Walker	CB	2002
Henry Bell	HB	1960	Eric Davis	CB	2001
21			Darrius Johnson	CB	1996-99
Aqib Talib	CB	2014	Charles Swann	DB	1994
Ronnie Hillman	RB	2012-13	Kip Corrington	S	1989-90
Andre Goodman	CB	2009-11	Roger Jackson	DB	1987
Tatum Bell	RB	2008	Daniel Hunter	CB	1985-86
Hamza Abdullah	S	2005-08	Haven Moses	WR	1972-81
Quentin Griffin	RB	2005	Ted Allen	RB	1969
Scott Turner	CB	2003	Errol Prisby	DB	1967
KaRon Coleman	RB	2001-02	26		
Chris Watson	CB	1999	Rahim Moore	S	2011-14
Darrien Gordon	CB	1998	Laurence Maroney	RB	2010
Randy Hilliard	CB	1994-97	Ty Law	CB	2009
Le-Lo Lang	CB	1990-93	Jack Williams	CB	2008-09
Earl Johnson	DB	1987	Paul Smith	RB	2007
Myron Dupree	CB	1983	Tatum Bell	RB	2004-06
Randy Polt	DB	1975-77	Clinton Portis	RB	2002-03
Randy Montgomery	CB	1971-73	Eric Brown	S	1998-2001
Bobby Burnett	RB	1969	Tim McKyer	CB	1997
Tommy Luke	LB	1968	Eric Thomas	CB	1995
Jesse Stokes	DB	1968	Ben Smith	CB	1994
Goldie Sellers	DB	1966-67	Chris Hale	DB	1993
Gerry Bussell	DB	1965	Bobby Humphrey	RB	1989-91
Eugene Mingo	HB	1960-64	Lyle Pickens	DB	1987
22			Chris Brewer	RB	1984
C.J. Anderson	RB	2013-14	J.T. Thomas	DB	1982
Tracy Porter	CB	2012	Larry Riley	CB	1977
Syd'Quan Thompson	CB	2010-11	Calvin Jones	DB	1973-76
Peyton Hillis	FB	2008-09	George Saines	S	1970-72
Domonique Foxworth	CB	2005-07	Darrell Lester	FB	1965-66
Quentin Griffin	RB	2003-04	Tommy Janik	DB	1963-64
Olandis Gary	RB	1999-2002	Frank Quayle	RB	1969
Vaughn Hebron	RB	1996-98	Don Coffey	E	1963

BRONCOS ALL-TIME NUMERICAL ROSTER, CONT.

27			Jeremy Stewart	RB	2014	Melvin Bratton	RB	1989-90
			Knowshon Moreno	RB	2009-13	Calvin Thomas	RB	1988
			Darrent Williams	CB	2005-06	Joe Dudek	RB	1987
			Denard Walker	CB	2001	Leonard Jones	DB	1987
			Terrell Buckley	CB	2000	Tony Reed	RB	1981
			Steve Atwater	S	1989-98	Jon Keyworth	RB	1974-80
			Kevin Clark	DB	1987-88	Dick Davis	RB	1970
			Maurice Harvey	DB	1978, '80	Garrett Ford	FB	1968
			Tom Oberg	S	1968-69	Mike Kellogg	FB	1966-67
			Charlie Mitchell	HB	1963-67			
28			Montee Ball	RB	2013-14	Duke Ihenacho	S	2012-13
			Quinton Carter	S	2011-12	Nate Jones	CB	2010
			Correll Buckhalter	RB	2009-10	Alphonso Smith	CB	2009
			Michael Pittman	RB	2008	Marquand Manuel	S	2008
			Jeff Shoaite	CB	2007	Ron Dayne	RB	2005
			Kenoy Kennedy	S	2000-04	Jimmy Sperry	CB	2000-03
			Tito Paul	CB	1998	John Avery	RB	1999
			Clifford Hicks	CB	1995	Dedrick Dodge	S	1997
			Butler By'not'e	RB	1994	Rod Bernstein	RB	1993-95
			Gaston Green	RB	1991-92	Robert Perryman	FB	1991-92
			Elliot Smith	CB	1990	Tony Dorsett	RB	1988-89
			Jeremiah Castille	CB	1987-88	Gene Lang	RB	1984-87
			Scott Caldwell	RB	1987	Lawrence McCutcheon	RB	1980
			Roger Jackson	DB	1982-85	Lonnie Perrin	RB	1976
			Cornell Gordon	CB	1970-72	Jim Kiick	RB	1976-77
			Jack Lentz	S	1967-68	Joe Dawkins	RB	1971-73
			Abner Haynes	HB	1965-66	Willis Crenshaw	FB	1970
			Billy Atkins	DB	1964	Hub Lindsey	QB	1968
			Bobby Galters	HB	1963	Wendell Hayes	HB	1966-67
						Justin Rowland	HB	1962
						Fred Bukaty	FB	1961
						Pete Mangum	LB	1960
29			Bradley Roby	CB	2014			
			Michael Huff	S	2013	Marquice Cole	CB	2013
			Jonathan Wilhite	CB	2011	Kyle McCarthy	S	2010-11
			Chevis Jackson	CB	2010	Joshua Bell	CB	2008
			Andre Brown	RB	2010	Cedric Cobbs	RB	2006
			Damien Nash	RB	2006	Reuben Droughns	RB	2002-04
			Howard Griffith	FB	1997-2001	Raymond Harris	RB	2000
			Aaron Craver	RB	1995-96	Tyrone Braxton	DB	1987-93, '95-99
			Charles Dimry	CB	1991-93	Nathan Poole	RB	1982-83, '85, '87
			Darren Carrington	DB	1989	Gus Hollomon	DB	1968-69
			Warren Marshall	RB	1987	Don Stone	FB	1961-64
			Wilbur Myers	S	1983	Hardy Brown	LB	1960
			Bernard Jackson	DB	1977-80			
			Bill West	CB	1972			
			Wandy Williams	RB	1969-70	Kapri Bibbs	RB	2014
			Wendell Hayes	HB	1965	Lance Ball	RB	2010-12
						Selvin Young	RB	2007-08
						Lenny Walls	CB	2002-05
30			David Bruton Jr.	S	2009-14	Jason Suttle	CB	1999-2000
			Cory Boyd	RB	2008	John Granby	DB	1992
			Mike Bell	RB	2007	Blake Ezor	RB	1990
			Terrell Davis	RB	1995-2002	Ken Bell	RB	1986-89
			Steve Sewell	RB	1985-92	Larry Canada	FB	1978-79, '81
			Jim Jensen	RB	1977, '79-80	Lonnie Perrin	RB	1977-78
			Oliver Ross	RB	1973-75	Clem Turner	RB	1970-72
			Cookie Gilchrist	RB	1967	Henry Jones	RB	1969
			Hewritt Dixon	FB	1963-65	Jim Wright	HB	1964
			Clarence Walker	HB	1963	Richard Dickinson	FB	1962-63
						Jim Sears	HB	1961
						Dave Rolle	FB	1960
31			Omar Bolden	CB/S	2012-14			
			Darcel McBath	S	2009-10	Kayvon Webster	CB	2013-14
			P.J. Pope	RB	2008	Jim Leonhard	S	2012
			Marviel Underwood	S	2007	Rafael Bush	S	2011
			Quentin Harris	S	2006	Josh Barrett	S	2008-09
			Kelly Herndon	CB	2002-04	Frank Robinson	CB	1992-93
			Darryl Pounds	CB	2000	Mark Haynes	CB	1986-89
			Derek Loville	RB	1997-99	Billy Thompson	DB	1969-81
			Rondell Jones	S	1993-96	Jim Stinnette	FB	1961-62
			Victor Jones	RB	1992	Red Brodnax	FB	1960
			Kerry Porter	RB	1990			
			Mike Harden	CB	1980-88			
			Zachary Dixon	RB	1979	Jeremiah Johnson	RB	2011
			Mike Frankowiak	RB	1975-76	Alex Haynes	RB	2008
			Bo Hickey	FB	1967	Calvin Lowry	S	2008
						Cecil Sapp	RB	2003-07
32			Tony Carter	CB	2011-14	Tyrone Poole	CB	2002
			Perrish Cox	CB	2010	Tony Carter	FB	2001
			LaMont Jordan	RB	2009	Anthony Lynn	RB	1993, '97-99
			Dré Bly	CB	2007-08	Tim Hauck	S	1995-96
			Chris Young	S	2003-05	Kevin Guidry	CB	1988
			Billy Jenkins	S	2000-01	Steve Fitzhugh	DB	1987
			Tony Veland	S	1997	Steve Trimble	DB	1981-83
			Sammie Smith	RB	1992	Bob Wade	CB	1970

38	Quinton Carter	S	2013-14	Steve Wilson	CB	1982-88
	Andrew Pinnock	FB	2008	Perry Smith	DB	1980-81
	Steve Cargile	S	2006-07	Jeff Severson	DB	1975
	Mike Anderson	RB	2000-05	Bill Laskey	LB	1973-75
	Reggie Rivers	RB	1991-96	Tom Cassese	DB	1967
	Bruce Plummer	DB	1987-88, '90	Lew Scott	DB	1966
	Ben Norman	RB	1980	Jim McMillin	DB	1964-65
				John Sklopan	HB	1963
				Goose Gonsoulin	DB	1960
39	Vernon Fox	S	2008-09	Aaron Brewer	LS	2012-14
	Kyle Johnson	FB	2002-07	Spencer Larsen	FB/LB	2008-11
	Ray Crockett	CB	1994-2000	KaRon Coleman	RB	2000
	Robert Delpino	RB	1993	Bobby Micho	HB	1986
	Darryl Russell	DB	1987	Dave Preston	HB	1978-83
	Tom Smiley	RB	1969	John Rowser	DB	1974-76
	Jesse Myles	RB	1983-84	Terry Erwin	HB	1968
	Roland Solomon	CB	1981	Jim Summers	DB	1967
				John Griffin	HB	1964-66
				Norman Bass	DB	1964
				Bob Zeman	DB	1962-63
				Hardy Brown	LB	1960
40	Juwan Thompson	RB	2014			
	Jacob Hester	FB	2012			
	Austin Sylvester	FB	2011			
	Curome Cox	S	2005-07			
	Jeff Shoate	CB	2004	Mike Mohamed	LB	2012
	Dale Carter	CB	1999	John Lynch	S	2004-07
	Darryl Hall	S	1993-94	Ryan McNeil	CB	2003
	Jeff Alexander	RB	1989, '92	Darius Clark	S	2000-01
	Martin Rudolph	DB	1987	David Poole	DB	1993
	Charlie West	DB	1978-79	Gerald Willhite	RB	1982-88
	Randy Rich	DB	1977	George Atkinson	DB	1979
	Jack Gehrke	WR	1971	Tony Harris	WR	1972
	Grady Cavness	CB	1969	Paul Marthia	S	1970
	Ron Lamb	FB	1968	James Smith	S	1969
	Brendan McCarthy	FB	1968-69	John McGeever	DB	1962-65
	Paul Carmichael	HB	1965			
	Jay Dale Evans	HB	1961			
	Albert Carmichael	HB	1960-61			
	Ted Weger	FB	1960			
41	Cassius Vaughn	CB	2010-11	Mike Leach	TE/LS	2002
	Karl Paymah	CB	2005-08	George Coghill	S	1998-2001
	Johnathan Reese	RB	2004	Lionel Washington	CB	1995-96
	Deon Strother	RB	1994	Randy Robbins	DB	1984-91
	Greg Lewis	RB	1991	Earlie Thomas	DB	1975
	Rob Lytle	RB	1977-83	John Pitts	S	1973-75
	Leroy Mitchell	CB	1971-73	Dale Hackbart	S	1973
	Eric Crabtree	FL	1966-68	Herman Lewis	DE	1968
	George Burrell	S	1969	Alex Moore	RB	1968
	Jerry Tarr	E	1962	Nemiah Wilson	DB	1965-67
	Bob McNamara	HB	1960-61			
42	Mario Fannin	RB	2011-12	Chris Gronkowski	FB	2012
	Ryan Toran	RB	2008	Matt Dominguez	TE	2001
	Sam Brandon	S	2002-06	Dennis Smith	S	1981-94
	Detron Smith	FB	1996-2001	Alvin Mitchell	S/WR	1970
	Leonard Russell	RB	1994	Neal Sweeney	FL	1967
	Muhammad Oliver	CB	1992	Glenn Glass	DB	1966
	Charlie West	DB	1978			
	Billy Van Heusen	WR	1968-76	Shaquil Barrett	LB	2014
	Lonnie Wright	DB	1966-67	J.D. Walton	C	2010-12
	Odell Barry	HB	1964-65	Ben Hamilton	G/C	2001-09
	Al Frazier	HB	1961	Artie Ulmer	LB	1999
	Albert Romine	HB	1960	Jon Hesse	LB	1997
				Ray Jacobs	LB	1994-95
				John Sullins	LB	1992
				Jim Ryan	LB	1979-88
				Bobby Maples	C	1972-78
				Olen Underwood	LB	1971
				Carl Cunningham	LB	1967-70
				Jerry Hopkins	LB	1963-66
				Pat Lamberti Jr.	E	1961
				Fred Broussard	C	1960
43	T.J. Ward	S	2014			
	Herana-Daze Jones	S	2008			
	Roderick Rogers	S	2007-08			
	Izell Reese	S	2002			
	Derrick Clark	RB	1994			
	Steve Foley	DB	1976-86			
	Lonnie Hepburn	CB	1974	Todd Davis	LB	2014
	Pete Jaquess	DB	1967-70	Paris Lenon	LB	2013
	Bob Richardson	DB	1966	Joe Mays	LB	2010-12
	Charles Marshall	HB	1962	Jamie Winborn	LB	2007-08
	John Nocera	CB	1963	Keith Burns	LB	2005-06
	Frank Bernardi	DB	1960	John Mobley	LB	1996-2003
				Mike Croel	LB	1991-94
				Marc Munford	LB	1987-90
				Bob Swenson	LB	1975-79, '81-83
				Mike Simone	LB	1972-74
				Bill Butler	LB	1970
				Tim Casey	LB	1969
				Gordon Lambert	LB	1969
				Dave Tobey	LB	1968
				Henry Sorrell	LB	1967
				Eugene Jeter	LB	1965-67
				Jim Fraser	LB	1964
				Leon Simmons	LB	1963
				Lee (Mike) Nichols	C	1960-61
44 (RETIRED)	Floyd Little	HB	1967-75			
	Miller Farr	DB	1965			
	Bruce Starling	HB	1963			
45	Dominique Rodgers-Cromartie	CB	2013			
	Quinn Johnson	FB	2011			
	Roc Alexander	CB	2004-05			
	Gary Downs	RB	1995			
	Richard Shelton	CB	1989			

BRONCOS ALL-TIME NUMERICAL ROSTER, CONT.

52	Corey Nelson	LB	2014	Don Parish	LB	1972
	Wesley Woodyard	LB	2011-13	Dave Washington	LB	1971
	Jason Hunter	LB/DE	2010	Jay Bachman	C	1969-70
	Louis Green	LB	2008	Walter Highsmith	C	1968
	Ian Gold	LB	2000-03, '05-07	Dave Behrman	C	1967
	D.J. Williams	LB	2004	John Bramlett	LB	1965-66
	David Bowens	LB	1999	Jim Price	LB	1964
	Dave Garnett	LB	1995	57		
	Richard Harvey	LB	1994	Lamin Barrow	LB	2014
	Jeff Mills	LB	1990-93	Jeremy Mincey	DE	2013
	Ken Woodard	LB	1982-86	Adrian Robinson	LB	2013
	Dan MacDonald	LB	1987	Keith Brooking	LB	2012
	Greg Bracelin	LB	1980	Mario Haggan	LB	2008-11
	Mike Montler	C	1977	Jordan Beck	LB	2007
	Randy Gradishar	LB	1974-75	Jashon Sykes	LB	2003-04
	Ray Kubala	C	1964-67	Allen Aldridge	LB	1994-97
	Frank Jackunas	C	1963	Dave Wymann	LB	1993
	James Barton	C	1961-62	Mark Murray	LB	1991
	Frank Kuchta	C	1960	Ty Allert	LB	1990
53				Mike Ruether	C	1988-89
Steven Johnson	LB	2012-14		Matt Smith	LB	1987
Mike Mohamed	LB	2011		Tom Jackson	LB	1973-86
Diyral Briggs	LB	2010		Bob Geddes	LB	1972
Niko Koutouvides	LB	2008		Fred Forsberg	LB	1968, '70-73
Louis Green	LB	2004-07		John Huard	LB	1967-69
Johnny Rutledge	LB	2003		58		
Bill Romanowski	LB	1996-2001		Von Miller	LB	2011-14
Danté Jones	LB	1995		Kevin Alexander	LB	2010
Anthony Thompson	LB	1990		Nate Webster	LB	2006-08
Randy Gradishar	LB	1976-83		Terry Pierce	LB	2003-04
Ken Criter	LB	1971-74		Steve Russ	LB	1997, '99-2000
Roger LeClerc	C	1967		Elijah Alexander	LB	1992-95
Don Gulseth	LB	1966		Scott Curtis	LB	1989-90
Tom Erlandson	LB	1962-65		Tim Lucas	LB	1987
Bob Hudson	LB	1960-61		Steve Busick	LB	1981-85
54				Rob Nairne	LB	1977-80
Brandon Marshall	LB	2013-14		Phil Olsen	C	1975-76
C.J. Davis	C/G	2012		Tom Graham	LB	1973-74
David Binn	LS	2011		Bill McKoy	LB	1970-72
Lee Robinson	LB	2010		Frank Richter	LB	1967-69
Andra Davis	ILB	2009		Jack Work	LB	1960
D.D. Lewis	LB	2007		59		
Patrick Chukwurah	LB	2003, '05-06		Danny Trevathan	LB	2012-14
Lee Woodall	LB	2001		Brian Iwuh	LB	2011
Nate Wayne	LB	1998-99		Wesley Woodyard	ILB	2008-10
Britt Hager	LB	1995-96		Taylor Whitley	G	2005
Mitch Donahue	LB	1993-94		Donnie Spragan	LB	2002-04
Keith Traylor	LB	1991-92		Glenn Cadrez	LB	1995-2000
Keith Bishop	C	1980, '82-89		Brett Wallerstedt	LB	1994
Richard Baska	LB	1976-77		Tim Lucas	LB	1987-93
Mike Lemon	LB	1975		Kirk Dodge	LB	1987
Ralph Cindrich	LB	1974		Darren Comeaux	LB	1982-86
Chip Myrtle	LB	1967-72		Mark Merrill	LB	1981-82
Ron Sbranti	LB	1966		Joe Rizzo	LB	1974-80
Ed Cummings	LB	1965		Larry Kaminski	C	1966-73
Larry Jordan	LB	1964		60		
Ed (Wahoo) McDaniel	LB	1961-63		Steve Vallos	C	2013
55				John Engelberger	DE	2005-08
Lerentee McCray	LB	2014		K.C. Jones	C	1998-2000
D.J. Williams	LB	2005-12		Joe Burch	C	1994
Patrick Chukwurah	LB	2004		Nick Subis	G	1991
Keith Burns	LB	2000-03		Gerald Perry	G	1988-90
Ken Brown	LB	1995		Paul Howard	G	1973-75, '77-86
Glenell Sanders	LB	1994		Bob Young	G	1966-70
John Kacherski	LB	1992		Ernie Park	G	1966
Rick Dennison	LB	1982-90		Charlie Parker	G	1965
Bryant Winn	LB	1987		Ken Adamson	G	1960-62
Art Smith	C	1980		61		
Ken Brown	C	1979		Gerard Warren	DT	2005-06
Godwin Turk	LB	1976-78		Ellis Johnson	DT	2004
Pete Duranko	DE	1967-70, '72-74		Eric Floyd	G	1995
Archie Matsos	LB	1966		Bob Meeks	G	1992-94
Marv Matuszak	LB	1964		Andre Townsend	DE	1984-90
Jim Fraser	LB	1962-63		Arland Thompson	G	1980
56				Tom Lyons	G	1971-76
Nate Irving	LB	2011-14		Bob Vaughan	G	1968
Robert Ayers	LB/DE	2009-10		Bill Keating	DT	1966-67
Al Wilson	LB	1999-2006		Charles Gavin	DE	1960-63
Keith Burns	LB	1994-98		62		
Michael Brooks	LB	1987-92		Casey Wiegmann	C/G	2008-09
Mike Knox	LB	1987		Chris Myers	C/G	2005-07
Aaron Smith	LB	1984		Dan Neil	C/G	1997-2004
Larry Evans	LB	1976-82		Jeff Davidson	G	1990-92
Ray May	LB	1973-75				

Mike Freeman	G	1984, '86-87	68		
Tom Glasick	G	1976-83			
Brian Goodman	G	1975			
Jerry Inman	DT	1966-71			
Ernie Barnes	G	1963-64			
Jerry Stalcup	LB	1961-62			
Jim Eifrid	LB	1961			
Vaughn (Buddy) Alliston	LB	1960			
Jack Davis	T	1960			
63					
Ben Garland	G	2014			
Jeff Byers	OL	2010			
Dewayne Robertson	DT	2008			
Amon Gordon	DT	2007			
Tim Stuber	G	2004			
David Diaz-Infante	G/C	1996-98, 2001			
Richard Mercier	G	2000			
Sean Farrell	G	1990-91			
Mark Cooper	G	1983-87			
Laval Short	DT	1980			
John Grant	DE	1973-79			
Dave Costa	DT	1967-71			
Melwood Guy	G	1961-62			
Dave Strickland	G	1960			
64					
Will Montgomery	C	2014			
Philip Blake	C/G	2012			
Stanley Daniels	G	2010			
Erik Pears	T	2006-08			
Lennie Friedman	G	2000-02			
Ralph Tamm	G/C	1995-96			
Jon Melander	G/T	1993-94			
Scott Beavers	G	1990			
Billy Bryan	C	1977-88			
Harvey Goodman	C	1976			
Mike Schnitzer	G	1969-74			
George Gaiser	T	1968			
Sam Brunelli	G	1967			
John Hohman	G	1965-66			
Bud McFadin	DT	1960-63			
65					
Louis Vasquez	G	2013-14			
Manny Ramirez	C/G	2011-12			
Cooper Carlisle	T	2000-06			
Gary Zimmerman	T	1993-97			
Monte Smith	G	1989			
Walt Bowyer	DE	1983-84, '87-88			
Glenn Hyde	G	1976-81			
LeFrancis Arnold	G/C	1974			
Lloyd Voss	T	1972			
Jay Bachman	C	1968, '70-71			
Walter Highsmith	C	1969			
George Tarasovic	DE	1967			
Don Shackelford	G	1964			
John Denver	G	1962			
Joe Young	E	1960-61			
66					
Manny Ramirez	C/G	2013-14			
Lonie Paxton	LS	2009-11			
Tom Nalen	C	1994-2008			
Chuck Johnson	T	1992-93			
Jim Juriga	T	1988-90			
Carlos Scott	C	1987			
Scott Garnett	NT	1984			
Brisen Manor	DE	1977-83			
Jim O'Malley	LB	1973-75			
Bill Cottrell	G	1972			
Larry Cox	DT	1966-67			
John Cash	E	1961-62			
67					
Dan Koppen	C	2012			
D'Anthony Batiste	T	2010			
Kory Lichtensteiger	C	2008			
Mark Campbell	DT	1996			
Ken Lanier	T	1994			
Doug Widell	G	1989-92			
John Ayers	G	1987			
Dean Miraldi	T	1985			
Glenn Hyde	G	1984-85			
Keith Uecker	T	1982-83			
Steve Schindler	G	1977-78			
Carl Schaukowitch	G	1975			
George Goeddeke	G	1967-72			
Robert McCullough	G	1962-65			
Jack Simpson	LB	1961			
John Hatley	T	1960			
Zane Beadles	OL	2010-13			
Steven Harris	DT	2007			
Mario Fatafeh	DT	2003-04			
Reggie McElroy	T	1995-96			
Russell Freeman	T	1992-94			
Crawford Ker	DE	1991			
Brad Henke	G	1989			
Larry Lee	C	1987			
Rubin Carter	DT	1975-86			
Larron Jackson	G	1971-74			
Steve Alexakos	G	1970			
Sam Brunelli	G	1966			
Tom Nomina	T	1963-65			
Bill Roehnehl	LB	1961-62			
Gary Crane	LB	1969			
Ron McLean	DL	1967			
69					
Eric Olsen	OL	2010			
P.J. Alexander	T	2003-05, '07			
Michael Moore	G	2001-02			
Mark Schlereth	G	1995-2000			
Darrell Hamilton	T	1989-91			
David Jones	OL	1987			
Tony Colorito	NT	1986			
Brisen Manor	DE	1984			
70					
Vinston Painter	T	2013			
Malik Jackson	DE	2012			
Seth Olsen	G	2009			
Montrae Holland	G	2007			
Tyson Clabo	T	2004			
Trey Teague	T	1998-2001			
Jamie Brown	T	1995-97			
Brian Sochia	NT/DE	1991-92			
Dave Studdard	T	1979-88			
Paul Smith	DT	1968-78			
Charlie Janerette	DT	1964-65			
Donald King	E	1960			
71					
Paul Cornick	T	2014			
Russ Hochstein	OL	2009-11			
Chad Mustard	TE/T	2007			
Blake Brockermeyer	T	2002-03			
Melvin Tuten	T	1999-2000			
Greg Kragen	NT	1985-93			
Jack Peavey	OL	1987			
Claudie Minor	T	1974-82			
Wallace Dickey	T	1968-69			
Jim Perkins	T	1962-64			
Art Hauser	T	1961			
Willie Smith	G	1960			
72					
John Moffitt	G	2013			
Ryan Harris	T	2011			
Herb Taylor	T	2009			
Pat Murray	G	2008			
Isaac Snell	G	2007			
George Foster	T	2003-06			
Brandon Winey	T	2001			
Ernest Jones	DE	1996-97			
Keith Kartz	C	1987-94			
Marsharne Graves	T	1984			
Don Latimer	DT	1978-83			
Wayne Hammond	DT	1976			
Bob Kampa	DT	1974			
Sam Brunelli	G	1968-71			
Richard Tyson	G	1967			
Jerry Sturm	C	1961-66			
Harold Smith	T	1960			
73					
Chris Kuper	G	2006-13			
Cyron Brown	DE	1998-99			
Scott Adams	T	1997			
Simon Fletcher	LB	1985-95			
Kevin Belcher	T	1987			
Shawn Hollingsworth	T	1983			
Kelvin Clark	T	1979-81			
Henry Allison	T	1977			
Martin Imhof	DE	1976			
Stan Rogers	T	1975			
Mike Askeza	T	1973			
Walter Barnes	DE	1969-71			
Pat Matson	G	1966-67			
Isaac Lassiter	E	1962-64			
Robert Konovsky	E	1961			
Gordon Holz	DT	1960			

BRONCOS ALL-TIME NUMERICAL ROSTER, CONT.

74			Orlando Franklin	T/G	2011-14	Jim White	DE	1976
			Ryan Harris	T	2007-10	Tom Cichowski	T	1968-69
			Cornell Green	T	2004-05	Marvin Davis	DE	1966
			Ephraim Salaam	T	2002-03	Leroy Moore	DT	1964-65
			Evan Pilgrim	OL	1999	79		
			Harry Swayne	T	1997-98	Michael Schofield	T	2014
			Bill Schultz	T	1995	Marcus Thomas	DL	2007-11
			Harvey Salem	T	1991	Steve Herndon	G	2001-03
			Bill Lobenstein	DL	1987	Chris Banks	G	1998-99
			Dan Remsberg	T	1986-87	Jumpy Geathers	DT	1996
			Winford Hood	G	1984-85	Dave Widell	G	1990-94
			Jerry Baker	T	1983	Stefan Humphries	G	1987-88
			Andy Maurer	T	1977	Steve Bryan	LB/DE	1987
			Scott Parrish	OT	1976	Barney Chavous	DE	1973-85
			Mike Current	T	1967-75	Carter Campbell	DE	1971
			Lee Bernet	T	1965-66	John Gonzaga	G	1966
			Frank Atkinson	DE	1964	80		
			Gordon Holz	DT	1960-63	Julius Thomas	TE	2011-14
						Rod Smith	WR	1995-2007
75			Chris Clark	T	2010-14	Tony Kimbrough	WR	1993-94
			Chris Baker	DL	2009	Mark Jackson	WR	1986-92
			Adam Meadows	T	2006	Shane Swanson	WR	1987
			Monsanto Pope	DT	2002-05	Ray Alexander	WR	1984
			Brian Habib	T	1993-97	Rick Upchurch	WR	1975-83
			Rulon Jones	DE	1980-88	Jerry Simmons	WR	1971-74
			Kit Lathrop	DE	1979	Tom Buckman	TE	1969
			Bill Bain	T	1976, '78	Jimmy Jones	WR	1968
			Ed Smith	DE	1973-75	Dan LaRose	DE	1966
			Rick Sharp	T	1972	Ed Cooke	DE	1964-65
			Roger Shoals	T	1971	Ron Nery	E	1963
			Rex Mirich	DE	1967-69	Tom Rychlec	E	1963
			Eldon Danenhauer	T	1960-65	81		
76			Marvin Austin Jr.	DT	2014	Joel Dreesen	TE	2012-13
			Tony Hills	T	2011	Dante Rosario	TE	2011
			Jamal Williams	NT	2010	Richard Quinn	TE	2009-10
			Tyler Polumbus	DE	2008-09	Nate Jackson	TE	2007-08
			Kenard Lang	T	2006	Charlie Adams	WR	2004-06
			Broderick Thompson	T	1995-96	Chris Cole	WR	2003
			Kirk Scraftford	T	1993-94	Keith Poole	WR	2001
			Ken Lanier	T	1981-92	Scottie Montgomery	WR	2000
			Tom Neville	T	1978	Andre Cooper	WR	1999-2000
			Randy Moore	DT	1976	Patrick Jeffers	WR	1997
			Tom Drougas	T	1974	Todd Kinchen	WR	1996
			Steve Coleman	DE	1974	Mike Pritchard	WR	1994-95
			Tom Dornes	DT	1971-72	Barry Rose	WR	1993
			Gordon Lambert	LB	1968	Kitrick Taylor	WR	1993
			Bob Breitenstein	T	1965-67	Shannon Sharpe	WR	1990-91
			Harold Olson	T	1963-64	Steve Watson	WR	1979-87
			Leo T. Reed	T	1961	Bob Adams	TE	1975
			Jack Mattox	T	1961	Billy Masters	TE	1970-74
			William Yelverton	E	1960	Dave Washington	TE	1968
			William Danenhauer	E	1960	Max Lettzwow	DE	1965-66
						Bill Jessup	E	1960
						82		
77			Winston Justice	T	2013	Dan Gronkowski	TE	2010
			Brodrick Bunkley	DT	2011	Darrell Jackson	WR	2008
			Brandon Gorin	T	2009	Stephen Alexander	TE	2005-07
			Dylan Gandy	G	2008	Adrian Madise	WR	2003-04
			Larry Birdine	DE	2007	Kevin Kasper	WR	2001-02
			Dwayne Carswell	G	2005	Billy Miller	WR/TE	1999-2000
			Tony Jones	T	1997-2000	Marcus Nash	WR	1998-99
			Karl Mecklenburg	LB	1983-94	David Gamble	WR	1997
			Greg Boyd	DE	1980-82	Patrick Jeffers	WR	1996
			Lyle Alzado	DE	1971-78	Vance Johnson	WR	1985-93, '95
			Alden Roche	DE	1970	Tony Kimbrough	WR	1993
			Larry Cox	DT	1968	Laron Brown	WR	1987
			Jim Thompson	DT	1965	Zach Thomas	WR	1983-84
			Dick Guesman	T/K	1964	Orlando McDaniel	WR	1982
			Anton Peters	T	1963	Larry Brunson	WR	1980
			Jack Mattox	T	1962	Jack Dolbin	WR	1975-79
			Carl James Larperter	G	1960-61	Otto Stowe	WR	1974
						Dwight Harrison	WR	1971-72
						Dave Pivec	TE	1969
						Robert Scarpitto	WR/P	1962-67
						83		
78			Ryan Clady	T	2008-14	Wes Welker	WR	2013-14
			Matt Lepsis	T	1998-2007	Mike Leach	TE/LS	2003-08
			Larry Jackson	DE	1995	Scottie Montgomery	WR	2001-02
			Don Maggs	T	1993-94	Travis McGriff	WR	1999-2001
			Archie Harris	OL	1987	Justin Armour	WR	1998
			Winford Hood	G	1986-88	Willie "Flipper" Anderson	WR	1997
			Rich Stachowski	G	1983	Anthony Miller	WR	1994-96
			Brian Clark	DE	1982	Melvin Bonner	WR	1993
			Bruce Radford	DE	1979	Michael Young	WR	1989-92
			Marv Montgomery	T	1971-76			
			Ken Criter	LB	1969-70			

341

BRONCOS ALL-TIME NUMERICAL ROSTER, CONT.

95	Derek Wolfe	DE	2012-14	Keith Washington	DE	2001-02
	Derrick Harvey	DE	2011	Mike Lodish	DE	1995-2000
	Darrell Reid	OLB/DE	2009	Darren Drodzov	DT	1993-94
	Josh Shaw	DT	2008	Karl Mecklenburg*	LB	1992
	Sam Adams	DT	2007	Bruce Klostermann	LB	1987-89
	Marco Coleman	DE	2005	*wore #97 for one game: at Los Angeles (11/22/92)		
	Anton Palepoi	DE	2004	98		
	Kavika Pittman	DE	2000-02	Terrance Knighton	DT	2014
	Paul Grasmanis	DT	1999	Sione Fua	DT	2013
	Marvin Washington	DE	1998	Sealver Siliga	DT	2012
	Michael Dean Perry	DT	1995-97	Ryan McBean	DL	2009-11
	Alphonso Taylor	DT	1993	Josh Mallard	DT	2007
	Jeroy Robinson	LB	1990	Courtney Brown	DE	2005-06
	Steve Bryan	LB/DE	1987-88	Reggie Hayward	DE	2001-04
	Tim Joiner	LB	1987	Maa Tanuvasa	DT/DE	1995-2000
96				Ted Washington	NT	1994
	Mitch Unrein	DT	2011-14	Ricky Hunley	LB	1984-87
	Tim Crowder	DE	2007-08	99		
	Michael Myers	DT	2005-06	Kevin Vickerson	DL	2010-13
	Dorsett Davis	DT	2002-04	Vonnice Holliday	DL	2009
	Harald Hasselbach	DE	1994-2000	Alvin McKinley	DT	2007
	Kenny Walker	DE	1991-92	Raylee Johnson	DE	2004
	Jake McCullough	DE	1989-90	Daryl Gardener	DT	2003
97				Montae Reagor	DE	1999-2002
	Malik Jackson	DE	2013-14	Seth Joyner	LB	1998
	Justin Bannan	DL	2010, '12	David Richie	DT	1997
	Le Kevin Smith	DL	2009	Shane Dronett	DT	1992-95
	Boss Bailey	LB	2008	David Galloway	DE	1990
	Kenny Peterson	DE	2007	Shawn Knight	NT	1988
	Simeon Rice	DE	2007	Ray Woodard	DE	1987
	Demetrian Veal	DT	2004-06			

BRONCOS ALL-TIME PRACTICE SQUAD ROSTER

List includes players who spent time on the practice/developmental squad since its creation in 1989.

Key: *Made team's 53-man roster during a season; **Became a starter for the Broncos; †Made at least one Pro Bowl with the Broncos; **Current players.**

A	Joe Abdullah	RB	Pacific	1987	Josh Bush*	S	Wake Forest	2014
	Charlie Adams**	WR	Hofstra	2002-03	Hillary Butler	LB	Washington	1997-98
	Jeremy Akers	G	Notre Dame	1999	Mario Butler	CB	Georgia Tech	2012
	Curtis Alexander	RB	Alabama	1998	Jeff Byers*	OL	Southern California	2010
	Kevin Alexander*	LB	Clemson	2010	C			
	Luis Almanzar*	DT	Southwest Missouri St.	2008	Steve Cargile*	S	Columbia	2006-07
	Mark Asper*	T	Oregon	2014	Tony Carter**	CB	Florida State	2009, '11-12
	Matthias Askew*	DT	Michigan State	2008	Dwayne Carswell**†	TE	Liberty	1994
B					Byron Chamberlain*	G	Wayne State	1985
	Jamie Baisley	LB	Indiana	2000	Lyson Clark*	WR	Wake Forest	2004
	Edwin Baker	RB	Michigan State	2013	Brian Clark*	WR	North Carolina State	2006
	Lance Ball*	RB	Maryland	2009-10	Darius Clark*	S	Duke	2000-01
	Chris Banks**	G	Kansas	1997	Cedric Cobbs*	RB	Arkansas	2005
	Josh Barrett*	S	Arizona State	2008	George Coghill**	S	Wake Forest	1997
	Shaquil Barrett*	LB	Colorado State	2014	KaRon Coleman*	RB	Stephen F. Austin	2000
	D'Anthony Batiste*	T	Louisiana-Lafayette	2009	Andre Cooper**	WR	Florida State	1998
	Steve Baylark	DE	Massachusetts	2008	Paul Cormick**	WR	North Dakota State	2012-13
	Jeremy Beal	RB	Oklahoma	2011	Curome Cox**	S	Maryland	2004-05
	Santonio Beard	RB	Alabama	2004	Romar Crenshaw	WR	S.E. Oklahoma State	2004
	Scott Beavers*	OL	Georgia Tech	1990	D			
	Joshua Bell**	CB	Baylor	2008	Stanley Daniels**	G	Washington	2010
	Thump Belton	FB	Syracuse	2006	Britt Davis*	WR	Northern Illinois	2010
	Kapri Bibbs*	RB	Colorado State	2014	C.J. Davis*	C/G	Pittsburgh	2012
	Randy Bierman	OL	Illinois	1987	Hall Davis	DE	Louisiana-Lafayette	2013
	Jon Blackman	DE	Purdue	2000	David Diaz-Infante**	C/G	San Jose State	1995
	Jamie Blatnick	DE	Oklahoma State	2002	Matt Dominguez*	WR/TE	Sam Houston State	2001
	Cory Boyer*	CB	South Carolina	2008	Lionel Dotson	DL	Arizona	2010
	John Boyett	S	Oregon	2013-14	Dominic Douglas	LB	Mississippi State	2010
	Michael Bozeman	DT	Mississippi	2007	Kevin Drake	WR	Alabama-Birmingham	2000
	Ronnie Bradford**	CB	Colorado	1993	Wesley Duke*	TE	Mercer	2005
	Marquez Branson	TE	Central Arkansas	2009	Zac Dysert*	QB	Miami (Ohio)	2014
	Carlton Brewster	WR	Ferris State	2007	E			
	Diyrall Briggs*	LB	Bowling Green	2010	Nick Eason	DT	Clemson	2004
	Kris Briggs	RB	Southern Methodist	2004	Lonnie Edwards	G	Texas Tech	2012
	Andre Brown*	RB	North Carolina State	2010	Janell Ellis	CB	Duke	1995-96
	Cyron Brown*	DT	Western Illinois	2001	Mitch Erickson	G	South Dakota State	2008-09
	DeAuntae Brown	CB	Central State (Ohio)	2000	Paul Ernster*	K/P	Northern Arizona	1992
	Breg Brown	S	Texas	2001	Greg Eslinger*	C	Minnesota	2007-08
	Jonathan Brown	DE	Tennessee	1999	Blake Ezor*	RB	Michigan State	1990
	Keith Brown	RB	UCLA	2000	F			
	Titus Brown	LB	Mississippi State	2010	John Feigull	T	Maryland	2000-01
	Josh Buhl	LB	Kansas State	2005	Mark Fenton	G	Colorado	2007
	Chad Bumphis	WR	Mississippi State	2013	Dan Finn	G	Northern Arizona	1998
	Joe Burch*	C	Texas Southern	1994	Mark Flynn	DE	Penn State	1992
	Bryce Burnett	TE	San Jose State	1995	John Paul Foschi	TE	Georgia Tech	2004
	Isaiah Burse*	WR	Fresno State	2014	Jayson Foster	WR	Georgia Southern	2008
	Antwon Burton*	DT	Temple	2006-07	Bennie Fowler	WR	Michigan State	2014

G			
Tom Gallagher	OL	Washington	1994
David Gamble*	WR	New Hampshire	1997
Ben Garland*	DT/G	Air Force	2012-13
George Gause	DE	South Carolina	2005
Ron Geater*	NT	Iowa	1992
Riar Geer	TE	Colorado	2010
Don Gibson	NT	USC	1991
Blake Gideon	S	Texas	2012
Cory Gilliard	S	Balt State	1997
D Andre Goodwin*	WR	Washington	2011
Amor Gordon**	DT	Stanford	2006
Adam Grant	T	Arizona	2011-12
Bucky Greeley	C	Penn State	1996
Louis Green	LB	Alcorn State	2003-04
Paul Green*	TE	USC	1989
Reggie Green	G	Florida	1996
H			
Darrell Hackney*	QB	Alabama-Birmingham	2007-08
Jon Halapio	G	Florida	2014
Andre Hall**	RB	South Florida	2006
Bruce Hall	RB	Mississippi	1990
Ken Hall	T	Fresno State	1994
Ricky Hall	WR	Virginia Tech	2001
Darrell Hamilton**	OL	North Carolina	1989
Olaf Hampel	OL	No college	1993
Atnaf Harris	WR	Cal State Northridge	2003
Steven Harris*	DT	Florida	2007-08
Herb Haygood*	WR	Michigan State	2002
Pat Hegarty*	QB	Texas-El Paso	1989
Brad Henke*	NT	Arizona	1989
Kelly Herndon**	CB	Toledo	2001
Steve Herndon**	CB	Georgia	2000
Chris Howard	RB	Michigan	1998
Rob Hunt	C/G	Alcorn State	2005-06
Robert Hunt	G/T	Virginia	1999
I			
Duke Ithenacho**	S	San Jose State	2012
Cornelius Ingram	TE	Florida	2011-12
J			
Corey Jackson	DE	Nevada	2005
Larry Jackson*	DE	Texas A&M	1995
Nate Jackson*	TE/WR	Memlo College	2003
Shane Jasper	LB	UCLA	1995
Barry Johnson*	WR	Maryland	1991
D.J. Johnson	DB	Jackson State	2009
Jeremiah Johnson*	RB	Oregon	2010-12
Jim Johnson	WR	Northern State	1992
Kyle Johnson**	FB	Syracuse	2003
Chris Jones	S	Clemson	1999
Dominique Jones*	TE	Shepherd	2014
John Jones	G	Kansas	1996
K			
John Kacherski*	LB	Ohio State	1992
Doug Karczewski	G	Virginia	1999
Braxton Kelley	ILB	Kentucky	2009
Tavarres King	WR	Georgia	2013
Kliff Kingsbury	QB	Texas Tech	2005
L			
Michael Lies	T	Kansas	2001
DeMarcus Love	T	Arkansas	2014
M			
Brandon Marshall**	LB	Nevada	2013
Glenn Martinez**	WR	Saginaw Valley State	2007
Matt Mauck*	QB	Louisiana State	2004
Grant Mattos	WR	Southern California	2004
Viliami Maumau*	WR	Colorado	1998-99
Ryan McBean**	DL	Oklahoma State	2008
Ryan McCoy	LB	Houston	1994
Kyle McCarthy*	S	Notre Dame	2010-11
Paris McCurdy	LB	Balt State	1990
Marquay McDaniel	WR	Hampton	2007
Kevin McDermott	LS	UCLA	2014
Phil McGoghan*	TE	Maine	2004
Brandon McManus*	DE	Clemson	2014
Bryant McNeal	K	Clemson	2004
Douglas McNeil	WR	Bowie State	2014
Jeff Mickel	OL	Eastern Washington	1989
Billy Miller*	WR/TE	Southern California	1999
Ryan Miller	G	Colorado	2014
Brandon Minor	RB	Michigan	2010
Brandon Mirree	RB	Pittsburgh	2005
Mike Mohamed*	LB	California	2011-12
Scottie Montgomery*	DE	Duke	2000-01
Brandon Moore	WR	Texas	2013
Jason Moore*	S	San Diego State	1999
Shawn Moore*	QB	Virginia	1991
Rashod Moulton	CB	Fort Valley State	2008-09
Mark Murray*	LB	Florida	1991
Chris Myers**	C/G	Miami (Fla.)	2005
N			
John Nalbome	TE	Monmouth	2010-11
Tom Nalen**†	C	Boston College	1994
Damien Nash	RB	Missouri	2006
Doug Nienhuis	T	Oregon State	2006
Tori Noel	S	Tennessee	1998

O			
Xavier Omon	RB	Northwest Missouri St.	2011
Greg Orton	WR	Purdue	2012
Scott Osborne	TE	William & Mary	2001
Willie Oshodin**	DE	Villanova	1992
P			
Vinston Painter*	T	Virginia Tech	2013-14
Nathan Palmer*	WR	Northern Illinois	2013-14
Matt Paris*	OL	Boise State	2014
Brent Parkinson	OL	USC	1991
Preston Parsons	QB	Northern Arizona	2006
Erik Pears**	T	Colorado State	2005
Everette Pedescleaux	DL	Northern Iowa	2009
Nick Polk	S	Indiana	2010
P.J. Pope**	RB	Bowling Green State	2008
Carlton Powell	DL	Virginia Tech	2009
Marcus Price	T	Louisiana State	1996
Greg Primus	WR	Colorado State	1993
R			
Lee Robinson*	LB	Alcorn State	2010
Antwaun Rogers*	CB	Purdue	2005
Roderick Rogers**	S	Wisconsin	2007-08
D.J. Renteria	DT	New Mexico	2004
Chase Raynock	T	Montana	2000
Bert Reed	S	Florida State	2012
Frank Rice	WR	Colorado State	2002
Eron Riley	WR	Duke	2010-11
Gerald Rivers	DE	Mississippi	2014
Gerrell Robinson	TE	Arizona State	2013-14
Barry Rose*	WR	Wisc.-Stevens Point	1993
Glenn Rountree	G	Clemson	1999
S			
Blaine Saipaia	C	Colorado State	2003
Ron Sancho	LB	Louisiana State	1989
Cecil Sapp**	RB	Colorado State	2003-04
Quentin Saulsberry	C	Mississippi State	2012
Jason Scukanec	C	Brigham Young	2002
Josh Sewell	C/G	Nebraska	2004
Jeff Shate*	CB	San Diego State	2006
Sealver Siliga*	DT	Utah	2011-12
Rod Smith**†	WR	Missouri Southern	1994
Donnie Spragan**	LB	Stanford	2001
Tim Stallworth*	WR	Washington State	1990
Jeff Stehle	DL	Wisconsin	2010
Jeremy Stewart*	RB	USC	2014
Deon Strother*	RB	Stanford	1994
John Sullivan*	LB	Alabama	1992
Jason Suttle*	CB	Wisconsin	1999-2000
Justin Swift	TE	Kansas State	1999
Jashon Sykes**	LB	Colorado	2002
T			
Willi Ta'ufo'ou	FB	California	2011
Maa Tanavasa**	DL	Hawaii	1995
Cedric Tillman**	WR	Alcorn State	1992
Mark Thomas	TE	North Carolina State	2001
Marvin Thomas	DE	Memphis	1998
Zach Thompson	DE	Wake Forest	2014
Tim Toone	WR	Weber State	2011
Wayne Tribune	G	Temple	2012
Brad Trout	S	Valdosta State	1999
U			
Mitch Unrein**	DL	Wyoming	2010
Chad Upshaw	TE	Buffalo	2007
V			
Bradlee Van Pelt*	QB	Colorado State	2004
Cameron Vaughn	LB	Louisiana State	2006
Tony Velard*	S	Nebraska	1996
W			
Larry Wallace	WR	USC	1996
Cliff Washburn	T	The Citadel	2007
Edwin Watson	RB	Purdue	1999
Chris Watton	G	Baylor	2002-03
Jason Watts	C	Kentucky	1999
Adam Weber	QB	Minnesota	2011
Darrion Weems	T	Oregon	2012
Austin Wheatley	TE	Iowa	2001
Paul Wiggins	T	Oregon	1999
Brandon Williams	CB	Michigan	2003
Clarence Williams	TE	Washington State	1993
Kevin Williams	RB	UCLA	1993
Wayne Williams	LB	Florida	1989
Worrell Williams	LB	California	2010
Matthew Willis**	WR	UCLA	2008-09
Greg Wilson	WR	Gordham	2013
Sir Mawn Wilson*	WR	Syracuse	1997
Travis Wilson	WR	Oklahoma	2008
Y			
Phil Yeboah-Kodie	LB	Penn State	1996
John Youboty	DE	Temple	2013
Chris Young	S	Georgia Tech	2002

ALL-TIME PRACTICE SQUAD ROSTER, BY YEAR

1989		
Paul Green*	TE	USC
Darrell Hamilton	T	North Carolina
Pat Hegarty	QB	Texas-El Paso
Brad Henke	NT	Arizona
Jeff Mickel	OL	Eastern Washington
Ron Sancho	RB	Louisiana State
Wayne Williams	LB	Florida

1990		
Scott Beavers*	OL	Georgia Tech
Blake Ezor	RB	Michigan State
Paris McCurdy	LB	Ball State
Tim Stallworth*	WR	Washington State

1991		
Don Gibson	NT	USC
Barry Johnson*	WR	Maryland
Shawn Moore*	QB	Virginia
Mark Murray*	LB	Florida
Brent Parkinson	OL	USC

1992		
Mark Flythe	DE	Penn State
Ron Geater*	NT	Iowa
Jim Johnson	T	Michigan State
John Kacherski*	LB	Ohio State
Willie Oshodin**	DE	Villanova
John Sullins*	LB	Alabama
Cedric Tillman**	WR	Alcorn State

1993		
Ronnie Bradford**	CB	Colorado
Olaf Hampel	OL	No college
Greg Primus	WR	Colorado State
Barry Rose*	WR	Wisconsin-Stevens Point
Clarence Williams	TE	Washington State
Kevin Williams	RB	UCLA

1994		
Joe Burch*	C	Texas Southern
Dwayne Carswell**†	TE	Liberty
Tom Gallagher	OL	Washington
Ken Hall	T	Fresno State
Ryan McCoy*	LB	Houston
Tom Nalen**†	C	Boston College
Rod Smith**†	WR	Missouri Southern
Deon Strother*	RB	Southern California

1995		
Bryce Burnett	TE	San Jose State
Byron Chamberlain*	TE	Wayne State
David Diaz-Infante**	C/G	San Jose State
Jamal Ellis	CB	Duke
Larry Jackson*	DE	Texas A&M
Shane Jasper	LB	UCLA
Maa Tanuvasa**	DL	Hawaii
Phil Yeboah-Kodie	LB	Penn State

1996		
Joe Abdullah	RB	Pacific
Jamal Ellis	CB	Duke
Bucky Greeley	C	Penn State
Reggie Green	G	Florida
John Jones	G	Kansas
Marcus Price	T	Louisiana State
Tony Veland*	S	Nebraska
Larry Wallace	WR	USC

1997		
Chris Banks**	G	Kansas
Randy Bierman	OL	Illinois
Hillary Butler	LB	Washington
George Coghill**	S	Wake Forest
David Gamble*	WR	New Hampshire
Cory Gilliard	S	Ball State
Sir Mawn Wilson*	WR	Syracuse

1998		
Curtis Alexander	RB	Alabama
Hillary Butler	LB	Washington
Andre Cooper**	WR	Florida State
Dan Finn	G	Northern Arizona
Chris Howard	RB	Michigan
Villami Maumau*	DT	Colorado
Tori Noel	S	Tennessee
Marvin Thomas	DE	Memphis

1999		
Jeremy Akers	G	Notre Dame
Jonathan Brown	DE	Tennessee
Robert Hunt	G/T	Virginia
Chris Jones	S	Clemson
Doug Karczewski	DT	Virginia
Villami Maumau*	WR/TE	Colorado
Billy Miller*	S	USC
Jason Moore*	S	San Diego State
Glenn Rountree	S	Clemson
Jason Suttle*	CB	Wisconsin
Justin Swift	TE	Kansas State
Brad Trout	S	Valdosta State
Edwin Watson	RB	Purdue
Jason Watts	C	Kentucky
Paul Wiggins	T	Oregon

2000		
Jamie Baisley	LB	Indiana
Jon Blackman	T	Purdue
DeAuntae Brown	CB	Central State (Ohio)
Keith Brown	RB	UCLA
Darius Clark*	S	Duke
KaRon Coleman*	RB	Stephen F. Austin
Kevin Drake	WR	Alabama-Birmingham
John Feugill	T	Maryland
Steve Herndon**	G	Georgia
Scottie Montgomery*	WR	Duke
Jason Suttle*	CB	Wisconsin

2001		
Cyron Brown*	DT	Western Illinois
Greg Brown	S	Texas
Darius Clark*	S	Duke
Matt Dominguez*	WR/TE	Sam Houston State
John Feugill	T	Maryland
Ricky Hall	WR	Virginia Tech
Kelly Herndon**	CB	Toledo
Michael Lies	T	Kansas
Phil McGeoghan*	WR	Maine
Scottie Montgomery*	WR	Duke
Scot Osborne	WR	William & Mary
Donnie Spragan**	LB	Stanford
Mark Thomas	TE	North Carolina State
Austin Wheatley	TE	Iowa

2002		
Charlie Adams**	WR	Hofstra
Herb Haygood*	WR	Michigan State
Frank Rice	WR	Colorado State
Jason Scukanec	C	Brigham Young
Jashon Sykes**	LB	Colorado
Chris Watton	G	Baylor
Chris Young*	S	Georgia Tech

2003		
Charlie Adams**	WR	Hofstra
Luis Almanzar*	DT	Southwest Missouri St.
Louis Green*	LB	Alcorn State
Atnaf Harris	WR	Cal State Northridge
Nate Jackson**	WR	Menlo College
Kyle Johnson**	FB	Syracuse
Blaine Saipaia	C	Colorado State
Cecil Sapp**	RB	Colorado State
Chris Watton	CB	Baylor
Brandon Williams	CB	Michigan

2004		
Santonio Beard	RB	Alabama
Kris Briggs	RB	Southern Methodist
Tyson Clabo*	G	Wake Forest
Curome Cox**	CB	Maryland
Romar Crenshaw	WR	S.E. Oklahoma State
Nick Eason	DT	Clemson
John Paul Foschi	TE	Georgia Tech
Louis Green*	LB	Alcorn State
Grant Mattos	WR	Southern California
Matt Mauck*	QB	Louisiana State
Bryant McNeal	DE	Clemson
D.J. Renteria	DE	New Mexico
Cecil Sapp**	RB	Colorado State
Josh Sewell	C/G	Nebraska
Bradlee Van Pelt*	QB	Colorado State

ALL-TIME PRACTICE SQUAD ROSTER, BY YEAR, CONT.

2005		
Josh Buhl	LB	Kansas State
Cedric Cobbs*	RB	Arkansas
Curome Cox**	S	Maryland
Wesley Duke*	TE	Mercer
Paul Ernster*	K/P	Northern Arizona
George Gause	DE	South Carolina
Rob Hunt	C/G	North Dakota State
Corey Jackson	DE	Nevada
Kliff Kingsbury	QB	Texas Tech
Brandon Miree	RB	Pittsburgh
Chris Myers**	C/G	Miami (Fla.)
Erik Pears**	T	Colorado State
Antwaun Rogers	CB	Purdue
2006		
Thump Belton	FB	Syracuse
Antwon Burton*	DT	Temple
Steve Cargile*	S	Columbia
Brian Clark*	WR	North Carolina State
Amon Gordon**	DT	Stanford
Andre Hall**	RB	South Florida
Rob Hunt	G/C	North Dakota State
Damien Nash*	RB	Missouri
Doug Nienhuis	T	Oregon State
Preston Parsons	QB	Northern Arizona
Jeff Shoate*	CB	San Diego State
Cameron Vaughn	LB	Louisiana State
2007		
Michael Bozeman	DT	Mississippi
Carlton Brewster	WR	Ferris State
Antwon Burton*	DT	Temple
Steve Cargile*	S	Columbia
Greg Eslinger*	C	Minnesota
Mark Fenton	G	Colorado
Darrell Hackney*	QB	Alabama-Birmingham
Steven Harris**	DT	Florida
Glenn Martinez**	WR	Saginaw Valley State
Marquay McDaniel	WR	Hampton
Roderick Rogers*	T	Wisconsin
Chad Upshaw	T	Buffalo
Cliff Washburn	T	The Citadel
2008		
Matthias Askew*	DT	Michigan State
Josh Barrett**	S	Arizona State
Steve Baylark	RB	Massachusetts
Joshua Bell**	CB	Baylor
Cory Boyd*	RB	South Carolina
Mitch Erickson	G	South Dakota State
Greg Eslinger*	C	Minnesota
Jayson Foster	WR	Georgia Southern
Darrell Hackney*	QB	Alabama-Birmingham
Steven Harris*	DT	Florida
Ryan McBean**	DT	Oklahoma State
Rashod Moulton	CB	Fort Valley State
P.J. Pope**	RB	Bowling Green State
Roderick Rogers**	S	Wisconsin
Matthew Willis**	WR	UCLA
Travis Wilson*	WR	Oklahoma
2009		
Lance Ball*	RB	Maryland
D'Anthony Batiste*	T	Louisiana-Lafayette
Marquez Branson	TE	Central Arkansas
Tony Carter**	CB	Florida State
Mitch Erickson	G	South Dakota State
D.J. Johnson	DB	Jackson State
Braxton Kelley	ILB	Kentucky
Rashod Moulton	CB	Fort Valley State
Everette Pedescleaux	DL	Northern Iowa
Carlton Powell	DL	Virginia Tech
Darius Walker	RB	Notre Dame
Matthew Willis**	WR	UCLA
2010		
Kevin Alexander*	LB	Clemson
Lance Ball*	LB	Maryland
Dyral Briggs*	LB	Bowling Green
Titus Brown	OL	Mississippi State
Jeff Byers*	OL	Southern California
Stanley Daniels**	G	Washington
Britt Davis*	WR	Northern Illinois
Lionel Dotson	DL	Arizona
Dominic Douglas	LB	Mississippi State
Riar Geer	TE	Colorado
Bruce Hall	RB	Mississippi

Jeremiah Johnson*	RB	Oregon
Kyle McCarthy*	S	Notre Dame
Brandon Minor	RB	Michigan
John Nalbano	TE	Monmouth
Nick Polk	S	Indiana
Lee Robinson*	LB	Alcorn State
Eron Riley	WR	Duke
Jeff Stehle	DL	Wisconsin
Mitch Unrein**	DL	Wyoming
Worrell Williams	LB	California
2011		
Jeremy Beal	DE	Oklahoma
Tony Carter**	CB	Florida State
D'Andre Goodwin*	WR	Washington
Adam Grant	TE	Arizona
Cornelius Ingram	T	Florida
Jeremiah Johnson*	RB	Oregon
Kyle McCarthy*	S	Notre Dame
Mike Mohamed*	LB	California
John Nalbano	TE	Monmouth
Xavier Omon	RB	Northwest Missouri St.
Eron Riley	WR	Duke
Sealver Siliga	DT	Utah
Austin Sylvester*	FB	Washington
Willi Ta'ufu'ou	FB	California
Tim Toone	WR	Weber State
Adam Weber	QB	Minnesota
2012		
Jamie Blatnick	DE	Oklahoma State
Mario Butler	CB	Georgia Tech
Paul Cornick**	T	North Dakota State
C.J. Davis*	C/G	Pittsburgh
Lonnie Edwards	G	Texas Tech
Ben Garland*	DT	Air Force
Blake Gideon	S	Texas
Adam Grant	T	Arizona
Duke Ihenacho**	S	San Jose State
Corlellus Ingram	TE	Florida
Jeremiah Johnson*	RB	Oregon
Mike Mohamed*	LB	California
Greg Orton	WR	Purdue
Bert Reed	WR	Florida State
Quentin Saulsberry	C	Mississippi State
Sealver Siliga	DT	Utah
Wayne Tribue	G	Temple
Darrien Weems	T	Oregon
2013		
Edwin Baker	RB	Michigan State
John Boyett	S	Oregon
Chad Bumphis	WR	Mississippi State
Paul Cornick**	T	North Dakota State
Hall Davis	DE	Louisiana-Lafayette
Ben Garland*	G	Air Force
Tavarres King*	WR	Texas
Brandon Marshall**	LB	Nevada
Brandon Moore	DE	Texas
Vinston Painter*	T	Virginia Tech
Nathan Palmer*	WR	Northern Illinois
Gerrell Robinson	TE	Arizona State
Greg Wilson	WR	Fordham
John Youboty	DE	Temple
2014		
Mark Asper	T	Oregon
Shaquil Barrett*	LB	Colorado State
Kapri Bibbs*	RB	Colorado State
John Boyett	S	Oregon
Isiah Burse*	WR	Fresno State
Josh Bush*	S	Wake Forest
Zac Dysert*	QB	Miami (Ohio)
Bennie Fowler	WR	Michigan State
Jon Halapio	G	Florida
Dominique Jones*	TE	Shepherd
DeMarcus Love	T	Arkansas
Kevin McDermott	LS	UCLA
Brandon McManus*	K	Temple
Douglas McNeil	WR	Bowie State
Ryan Miller	G	Colorado
Vinston Painter*	T	Virginia Tech
Nathan Palmer*	WR	Northern Illinois
Matt Paradis	C	Boise State
Gerald Rivers	DE	Mississippi
Gerrell Robinson	TE	Arizona State
Jeremy Stewart*	RB	Stanford
Zach Thompson	DE	Wake Forest

HISTORICAL HIGHLIGHTS

1959

AUGUST 14 — First American Football League organizational meeting held in Chicago. Denver, with Bob Howsam as its principal owner, named as a charter member along with New York, Dallas, Los Angeles, Minneapolis and Houston. **NOVEMBER 22** — First player selection draft held through 32 rounds. Denver's first pick is Roger LeClerc, center, Trinity. **DECEMBER 1** — Dean Griffing named general manager of the Broncos.

1960

JANUARY 1 — Frank Filchock named first head coach of the Broncos. **JANUARY 30** — Denver placed in AFL's western division with Dallas, Oakland and Los Angeles. **JULY** — First Bronco training camp opens at Colorado School of Mines. **SEPTEMBER 9** — After losing all five pre-season games, the Broncos become the first AFL victor when they defeat the Patriots in Boston in history's first AFL game, 13-10. Attendance — 21,597. **OCTOBER 2** — Broncos play first home game in Bears Stadium, defeat Oakland, 31-14, before crowd of 18,372. **DECEMBER** — Offensive End Lionel Taylor, Defensive Tackle Bud McFadin and Safety Goose Gonsoulin all named to first official all-AFL team.

1961

MAY 26 — Bob and Lee Howsam, original principal owners of the Broncos, sell their stock to a new syndicate headed by Cal Kunz and Gerry Phipps. **JUNE 1** — Cal Kunz named president and operating head of Empire Sports. **DECEMBER** — Lionel Taylor sets professional record with 100 pass receptions for season. Taylor and Bud McFadin named to all-AFL team. **DECEMBER** — Frank Filchock released as Broncos head coach.

1962

FEBRUARY 1 — Jack Faulkner hired as Broncos head coach. **JULY 1** — Dean Griffing released as Broncos general manager. Faulkner named to dual post as head coach and general manager. **JULY** — Public burning ceremony of Broncos' notorious vertically striped socks at Broncos' intra squad game. **DECEMBER** — Jack Faulkner named coach of the year in AFL. Gene Mingo sets professional field goal record of 27 in a season. Eldon Danenhauer, Lionel Taylor, Goose Gonsoulin and Bob Zeman named to all-AFL team.

1963

DECEMBER — Billy Joe named AFL Rookie of the Year. Goose Gonsoulin is the only Bronco to make the all-AFL team. Lionel Taylor wins fourth consecutive pass receiving title.

1964

JANUARY — Broncos and Jets complete historic nine-player trade, largest ever made in the AFL. Broncos send Gene Prebilo, Wahoo McDaniel, Gordy Holz and Bob Zeman to Jets for Dick Giesman, Ed Cooke, Charlie Janerette, Jim Price and Sid Fournet. **OCTOBER 4** — Jack Faulkner released as head coach. **OCTOBER 5** — Mac Speedie accepts appointment as interim head coach. **DECEMBER 12** — Mac Speedie named head coach. **DECEMBER** — Jim Fraser wins third consecutive punting title. Willie Brown named to all-AFL team.

1965

FEBRUARY 15 — Gerald and Allan Phipps purchase 52 percent of the stock of Empire Sports, thus giving them virtually 100 percent ownership and saving the Bronco franchise for Denver. **MARCH 5** — Record sale of 941 season tickets in one day. **APRIL 1** — Season ticket drive goal of 20,000 sales reached. Figure to reach 22,000 by May 1. **MAY 17** — Allan Phipps named president of Empire Sports, Inc. Gerry Phipps re-named Chairman of the Board. **MAY 29** — Jim Burris, Bears general manager, named executive vice-president of Empire Sports. **DECEMBER 12** — Lionel Taylor makes the 500th catch of his career in game against Boston to become the first AFL player to top this figure. **DECEMBER** — Tackle Eldon Danenhauer, Split End Lionel Taylor and Fullback Cookie Gilchrist named to the all-AFL team. Lionel Taylor wins fifth pass receiving crown and Abner Haynes wins league kickoff return championship.

1966

JUNE 8 — Merger of American and National Leagues announced. **SEPTEMBER 19** — Ray Malavasi named Head Coach of the Broncos. **DECEMBER** — John Bramlett, Goose Gonsoulin, Bob Scarpitto and Jerry Sturm chosen to play in AFL All-Star contest in January. **DECEMBER 19** — Lou Saban signs a 10-year contract as General Manager and Head Coach of the Denver Broncos.

1967

MARCH 1 — Broncos move to new suburban executive offices with adjacent practice field and locker room facilities for both preseason and regular season training. **MARCH 17** — Metropolitan Denver voters turn down stadium bond issue, but Bronco fans immediately organize for fundraising drive to improve Bears Stadium and keep Broncos in Denver. **MAY 17** — Floyd Little, Denver's No. 1 draft choice, signs with Broncos. Little becomes the first No. 1 choice to sign with Denver in the history of the club. **AUGUST 5** — Broncos defeat Detroit Lions 13-7 in preseason game at DU for AFL's first win over the NFL. **AUGUST 15** — Quarterback Steve Tensi acquired from San Diego for first round draft choices in both 1968 and 1969. **DECEMBER** — Floyd Little paces AFL in punt returning with a 16.9 average. Bob Scarpitto repeats as punt leader with a 44.9 norm. Flanker Al Denson selected All League in player balloting.

1968

JANUARY — Flanker Al Denson, defensive tackle Dave Costa, center Larry Kaminski and cornerback Nemiah Wilson participate in AFL All-Star Game. Lou Saban and staff coach the West stars. **FEBRUARY** — Civic drive to raise \$1.8 million ends successfully and City of Denver receives stadium as a gift after purchase of the facility from Empire Sports, Inc. by non-profit group. Construction begins on 16,000 seat upper deck that will raise capacity to 50,000 for 1968 season. **SEPTEMBER 21** — Broncos move into new administrative building at 5700 Logan Street. **DECEMBER 14** — Bears Stadium is officially re-named Denver Mile High Stadium.

1969

JANUARY 19 — Dave Costa, Rich Jackson and Floyd Little participate in AFL All-Star Game in Jacksonville, Fla. **DECEMBER** — Floyd Little and Rich Jackson named first-team All League. **DECEMBER** — Bill Thompson (rookie) tops AFL list in punt and kickoff returns, becoming the first player in NFL history to ever hold both titles.

1970

JANUARY 17 — Rich Jackson, Dave Costa, Floyd Little, Mike Current and George Goeddeke play in All-Star Game on West team. **SEPTEMBER** — Season ticket sale hits record number of 43,584. **DECEMBER 20** — Floyd Little gains 44 yards to win American Conference rushing title with 901 yards. It marked his first rushing crown and the first season that Little played in all 14 games.

1971

JANUARY — Richard Jackson named to official National Football League all-star team. **JANUARY** — Richard Jackson and Floyd Little make starting lineups for American Conference in first AFC-NFC Pro Bowl game. **MAY 12** — Broncos stop sale of

season tickets at record 47,500. **OCTOBER 24** — Denver coach Lou Saban and the Broncos down Cleveland 27-0. It was the first time the Browns were shutout since 1952 and marked Saban's last victory as Broncos coach. **NOVEMBER 17** — Lou Saban resigns as head coach of Broncos, a position he had held for five years. Offensive line coach Jerry Smith is named interim head coach. Saban, in December, resigns as General Manager to return to Buffalo Bills as head coach. **DECEMBER 19** — Floyd Little compiles 79 yards against Raiders in Oakland to finish as pro football's top runner with 1,133 yards. Little also becomes first Bronco to rush for more than 1,000 yards in a season.

1972

JANUARY 5 — John Ralston, successful head coach at Stanford, is announced as Denver's new head coach. He later adds the title of general manager. **MARCH 16** — For the first time in the history of Denver professional football, there will be no public sale of season tickets, it is reported. Season ticket holders renewed 46,500 of the 47,500 available season tickets and further exercised their option for 8,000 additional tickets. **APRIL 5** — Long-time Rocky Mountain Empire Sports employee Earl Hartman dies of cancer. Hartman was Treasurer of Empire Sports and Business Manager of the Broncos at the time of his death.

1973

MARCH 3 — Season ticket holders renew 47,800 of 48,000 season tickets to assure Denver again of having no public sale of season ducats. **OCTOBER 14** — Charley Johnson also becomes the 18th quarterback in pro football history to go over 20,000 yards lifetime as he throws for 214 yards and three TDs to Haven Moses in a 48-20 win at Houston. **OCTOBER 22** — With "Orange Monday" banners waving, the Broncos perhaps play the most important game to date in the club's history against Oakland on national television. Denver comes back to knot the contest, 23-23, on a 35-yard field goal by Jim Turner. **NOVEMBER 25** — Denver defeats Kansas City, 14-10, to take over first place in the AFC West with three games to go. The win moves the Broncos to 6-3-2 — the six victories mark the second best mark ever for a Denver team to date. **DECEMBER 9** — Denver 42, San Diego 28! The Broncos are winners at last as Denver clinches the team's seventh victory of the season, assuring the club of a winning record for the first time.

1974

JANUARY — Four Broncos (Floyd Little, Haven Moses, Riley Odoms and Paul Smith) are invited to play in the Pro Bowl. John Ralston is named AFC Coach of the Year for guiding Denver to its first winning season ever. Odoms is named All-Pro by NEA. **SEPTEMBER 10** — Denver voters pass a \$25 million bond issue to expand and improve Mile High Stadium to over 75,000 seats. The stadium was projected to be finished in time for the 1976 regular season. **SEPTEMBER 22** — The Broncos and the Pittsburgh Steelers play in the first regular-season overtime game as a 35-35 score was present at the end of regulation play. Neither team scored in the sudden death period. **NOVEMBER 28** — Before a television audience estimated at 35 million, the Broncos riddle the Detroit Lions 31-27 on Denver's first Thanksgiving Day game in Detroit. **DECEMBER 8** — Denver assures itself of its second consecutive winning season, and Otis Armstrong sets a single-game rushing mark of 183 yards as the Broncos down Houston 37-14. **DECEMBER 15** — Otis Armstrong finishes the season with 1,407 yards and the NFL rushing title, becoming one of a half dozen players ever to average more than 100 yards per game in pro football.

1975

JANUARY — Otis Armstrong and Riley Odoms represent the Broncos in the annual Pro Bowl contest in Miami, Fla. **FEBRUARY** — Expansion of Mile High Stadium begins, and it will provide 63,500 seating capacity for the 1976 season and an ultimate capacity of 75,000 in 1977. **DECEMBER 14** — Floyd Little winds up his career as the seventh all-time rusher in the NFL with 6,323 career yards.

1976

JANUARY 26 — Tight end Riley Odoms and linebacker Randy Gradishar are the Broncos representatives in the Pro Bowl in New Orleans. **MARCH 28** — Quarterback Charley Johnson announces his retirement from the National Football League after a 15-year career. Johnson led the club to its first two winning seasons in 1973 and 1974. **JUNE 27** — Lyle Alzado is one of three finalists for the Man of the Year Award and Rick Upchurch is honored as the American Conference Offensive Rookie of the Year by the NFL Players Association. **SEPTEMBER 26** — Rick Upchurch ties an NFL record by returning two punts for touchdowns in a 44-13 win over the visiting Cleveland Browns. **OCTOBER 24** — Rick Upchurch ties an NFL record with his fourth punt return touchdown of the season in a 35-26 win over Kansas City. **NOVEMBER 7** — With two field goals and six extra points, Jim Turner becomes the fifth player in pro football history to surpass 1,200 points. **NOVEMBER 14** — Denver shuts out San Diego, 17-0, marking the first time the club has recorded two shutouts in one season. Denver had shut out the Chargers 26-0 Oct. 3. **DECEMBER 12** — The Broncos stop Chicago, 28-14, for their ninth win of the season, marking the highest total in Denver history. Otis Armstrong rushes for 116 yards to reach 1,008 for the season, his second 1,000-yard campaign in his career. **DECEMBER 18** — Fred Herkhe, long-time Bronco administrator, is named general manager.

1977

JANUARY 17 — Rick Upchurch and Otis Armstrong are the Broncos' participants in the annual AFC-NFC Pro Bowl in Seattle. **JANUARY 31** — John Ralston resigns as Head Coach of the Denver Broncos. **FEBRUARY 1** — Robert (Red) Miller, a former Broncos assistant coach, is named as the team's eighth head coach. **JUNE 12** — Lyle Alzado is named winner of the National Football League Players Association's Byron "Whizzer" White Award as the group's Man of the Year. **OCTOBER 16** — Pushing their season record to 5-0, the Broncos use seven interceptions and a touchdown pass to kicker Jim Turner to trounce the defending world champion Oakland Raiders, 30-7. **NOVEMBER 27** — In a showdown of the two best records in the NFL, the Broncos get a 73-yard interception return for a touchdown by Tom Jackson to dump Baltimore, 27-13, and run their record to 10-1. **DECEMBER 4** — With a 24-14 win at Houston, the Broncos clinch a playoff berth, the first in the club's history. Later in the day, the Broncos clinch the AFC Western Division championship when the Raiders fall to the Los Angeles Rams. **DECEMBER 18** — The Broncos lose to Dallas in the regular-season finale, 14-6, but post the best record in the history of the franchise, 12-2, tied with Dallas for the best in the NFL. **DECEMBER 24** — Before the largest crowd ever to watch a sporting event in the state of Colorado, 75,011, the Broncos stop the Pittsburgh Steelers in the first round of playoff action, 34-21.

1978

JANUARY 1 — In a hard-fought game at Mile High Stadium, the Broncos dethrone the Raiders, 20-17, for the AFC championship and a trip to the Super Bowl in New Orleans. **JANUARY 15** — The Broncos fall to the Cowboys, 27-10, in Super Bowl XII. **JANUARY 23** — Lyle Alzado, Randy Gradishar, Tom Jackson, Billy Thompson and Louis Wright represent the Broncos in the Pro Bowl, the largest Denver contingent to date. **MARCH** — Only 143 season tickets are not renewed, a new all-time low. **DECEMBER 3** — The Broncos win by 21-6 score at Oakland, holding the Raiders without a touchdown for the second time in the season to move within one game of AFC West crown. **DECEMBER 10** — Denver downs Kansas City, 24-3, winning its second consecutive division championship, as QB Craig Morton goes 19-for-22 with 16 consecutive completions, both second best all-time NFL marks. **DECEMBER 30** — Denver loses in the playoffs to the eventual Super Bowl-champion Pittsburgh Steelers, 33-10.

1979

JANUARY 29 — The Broncos are represented by an all-time high of seven players in the Pro Bowl—Lyle Alzado, Randy Gradishar, Tom Jackson, Riley Odoms, Bill Thompson, Rick Upchurch and Louis Wright. **MARCH** — Only 161 season tickets are not renewed, virtually assuring the Broncos of their tenth consecutive sellout season. **NOVEMBER 11** — Rick Upchurch becomes the all-time pro football record holder in career punt return yardage. He set the record vs. New England, surpassing the late Emilen Tunnell's total of 2,209 yards. **DECEMBER 17** — Denver clinches a playoff berth for the third consecutive year. **DECEMBER 23** — Denver loses in a Wild Card Game at Houston, 13-7.

HISTORICAL HIGHLIGHTS, CONT.

1980

JANUARY 27 — The Broncos are represented in the Pro Bowl by Randy Gradishar, Tom Jackson, Rick Upchurch and Louis Wright. **MARCH** — Only 146 season tickets are not renewed for 1980, virtually assuring the club of its 11th consecutive sellout campaign. **OCTOBER 5** — Randy Gradishar returns an interception 93 yards for a touchdown vs. Cleveland, the longest such return in team history and the NFL's longest for 1980 season. **OCTOBER 13** — Fred Steinfort kicks a 57-yard field goal against Washington, tying record for third-longest kick in NFL history.

1981

JANUARY — Fred Steinfort is named by Pro Football Weekly as that publication's Golden Toe Award winner for the 1980 season, having tied for the league lead with 26 field goals. **FEBRUARY 25** — Edgar F. Kaiser Jr. is introduced as the new owner of the Denver Broncos, having purchased the club from principal owners Gerald H. Phipps and Allan R. Phipps. **MARCH 10** — Grady Alderman is named new General Manager and Dan Reeves is named as the new Head Coach. **MARCH** — The Broncos are sold out for their 12th consecutive season. **SEPTEMBER** — Craig Morton throws four touchdown passes in each of two consecutive games, vs. Baltimore and San Diego, a first in franchise history. Wide receiver Steve Watson ties a team record with three touchdown receptions against the Colts on September 20. **NOVEMBER 22** — Watson catches a touchdown pass at Cincinnati to set a new team record with 13 touchdown catches in one season. **DECEMBER 20** — Watson gains 82 yards on receptions at Chicago, establishing a new Broncos single season mark with 1,244 reception yards. Morton sets single-season Broncos records for yards gained (3,213), yards passing (3,195) and average gain per play (8.37) while Watson leads the AFC in reception yardage (1,244) and touchdown receptions (13).

1982

JANUARY 31 — The Broncos are represented in the Pro Bowl by Randy Gradishar, Bob Swenson, Bill Thompson and Steve Watson. **MARCH** — Only 49 season ticket accounts are not renewed for 1982, virtually assuring the Broncos of their 13th consecutive sellout season in Mile High Stadium. **SEPTEMBER 21** — The NFL Players Association begins the first regular-season strike in NFL history, resulting in the cancellation of games for eight consecutive weeks. **DECEMBER 3** — Hein Poulus is named Vice President and General Manager of the Broncos. **DECEMBER 19** — Rick Upchurch returns a punt 78 yards for a touchdown against Kansas City to tie the then all-time pro football record of eight career touchdowns on punt returns.

1983

JANUARY 3 — Final NFL statistics show Rick Upchurch as the NFL's punt return leader with a 16.1 average and Luke Prestridge as the league's leading punter with a 45.0 average. **FEBRUARY 6** — The Broncos are represented in the Pro Bowl game by Randy Gradishar, Luke Prestridge and Rick Upchurch. **MARCH 15** — Only 89 season ticket accounts are not renewed for 1983, virtually assuring the Broncos of their 14th consecutive sellout season in Mile High Stadium. **MAY 2** — In the biggest trade in franchise history, Denver acquires quarterback John Elway, the first player taken in the NFL draft, and signs him to a five-year contract. **DECEMBER 11** — Elway throws three fourth-quarter touchdown passes to erase a 19-0 deficit and lead the Broncos to a 21-19 playoff-clinching win over Baltimore. This marks the fourth Broncos appearance in playoff competition. **DECEMBER 24** — Denver loses its Wild Card Playoff Game at Seattle, 31-7.

1984

JANUARY 29 — Randy Gradishar makes his seventh Pro Bowl appearance. Louis Wright also is named to the AFC Pro Bowl team but is unable to play because of a fractured finger. **MARCH** — Only 146 season ticket accounts are not renewed for 1984, virtually assuring the Broncos of their 15th consecutive sellout season in Mile High Stadium. **MARCH 23** — Pat Bowlen is introduced as the new owner of the Denver Broncos, assuming the title of President and Chief Executive Officer. **NOVEMBER 18** — The Broncos beat Minnesota 42-21 for the club's 10th consecutive victory, a team record. John Elway ties a Denver record throwing five touchdown passes in the game. **DECEMBER 15** — Denver wins its 13th game of the season, the most in Broncos history, and captures the AFC West crown with a 31-14 win over Seattle. Sammy Winder finishes the season with 1,153 yards rushing, and Steve Watson gains 1,170 yards receiving — the first time Denver has had 1,000-yard performers in both categories in the same season. **DECEMBER 30** — Pittsburgh defeats Denver 24-17 in a Divisional Playoff Game.

1985

JANUARY 27 — Sammy Winder represents the Broncos in the Pro Bowl. **FEBRUARY 18** — Owner Pat Bowlen names John Beake as General Manager and Dan Reeves as Vice President of the club. **MARCH** — Only 82 season ticket accounts are not renewed for the 1985 season, virtually assuring the Broncos of their 16th consecutive sellout season in Mile High Stadium. **DECEMBER 20** — Denver beats Seattle 27-24 to close out the season at 11-5. The Broncos set season records with total yards (5,496) and total points (380). John Elway, who threw for 432 yards against Seattle, set Denver records for total offense (4,144 yards) and passing yards (3,891) for the season, and Karl Mecklenburg's 13 quarterback sacks also set a new Bronco standard.

1986

FEBRUARY 2 — The Broncos are represented by four players in the Pro Bowl—Rulon Jones, Karl Mecklenburg, Dennis Smith and Louis Wright. **FEBRUARY 26** — Owner Pat Bowlen holds ground breaking ceremonies for 60 luxury Penthouse Suites to be built atop Mile High Stadium's fifth level. **MARCH** — Only 127 season ticket accounts are not renewed for the 1986 season, virtually assuring the Broncos of their 17th consecutive sellout season in Mile High Stadium. **OCTOBER 12** — The Broncos post a 31-14 win over San Diego to equal the best start in team history with 6-0 record. **DECEMBER 13** — Denver, which had clinched AFC Western Division title by virtue of a Seattle win over Los Angeles the previous Monday night, clinches homefield advantage for first playoff game by defeating Washington, 31-30. **DECEMBER 20** — The Broncos conclude regular-season play with their second consecutive 11-5 record. Thirty-five individual and team records are set by the Broncos in 1986. DE Rulon Jones was named the AFC Defensive Player of the Year by UPI, and LB Karl Mecklenburg was named the AFC Player of the Year by the Football News.

1987

JANUARY 4 — The Broncos post a 22-17 playoff win against New England before 76,105, the largest crowd ever to watch a Denver home game. **JANUARY 11** — The Broncos post a thrilling, 23-20 overtime win over the Cleveland Browns to win the AFC championship and earn a trip to Super Bowl XXI. **JANUARY 18** — A crowd of over 63,000 attends a Mile High Stadium rally before the team's departure for Pasadena. **JANUARY 25** — The Broncos lose to the New York Giants by a 39-20 score in Super Bowl XXI, a game watched by 101,063 at the Rose Bowl and played before a national television audience of 127,000,000. In addition, the game was televised live in 53 other nations. **JANUARY 26** — More than 100,000 fans welcome the Broncos home in a parade through downtown Denver. **FEBRUARY 1** — Six Broncos play in the Pro Bowl—Keith Bishop, John Elway, Rulon Jones, Karl Mecklenburg, Dennis Smith and Sammy Winder. **MARCH** — Only 58 season ticket accounts are not renewed for the 1987 season, virtually assuring the Broncos of their 18th consecutive sellout season in Mile High Stadium, the longest sellout streak in the AFC and the second longest in the NFL. **AUGUST 9** — The Broncos lose 28-27 to the Los Angeles Rams in American Bowl '87, a preseason game played in storied Wembley Stadium in London, England. **SEPTEMBER 22** — The NFL Players Association goes on strike, resulting in the cancellation of games for the weekend of Sept. 28. **OCTOBER 4** — Denver loses 40-10 to Houston in the first of three "replacement" games. **NOVEMBER 29** — Denver grabs a 31-17 win over San Diego in the 400th game for both franchises. The contest also marks Dan Reeves' 100th game as the Broncos' head coach. **DECEMBER 27** — The Broncos win their third AFC West title in four years after shutting out San Diego 24-0 in a blizzard.

1988

JANUARY 10 — The Broncos advance to the AFC Championship Game with a 34-10 victory over Houston before 75,968 in Mile High Stadium. **JANUARY 17** — Denver becomes the first AFC team to win consecutive conference championships since Pittsburgh of 1978-79 by defeating Cleveland 38-33. The game garnered a 91 television share in the Denver area, believed to be an all-time national viewing high. **JANUARY 31** — The Broncos lose to Washington 42-10 in Super Bowl XXII in San Diego at Jack Murphy Stadium. **FEBRUARY 6** — Three players represent Denver in the Pro Bowl—Keith Bishop, John Elway and Karl Mecklenburg. **MARCH** — The Broncos are virtually assured of their 19th consecutive sellout campaign as just 91 season ticket accounts are not renewed for the 1988 campaign. **JUNE 3** — The Broncos acquire future Hall of Fame RB Tony Dorsett from the Dallas Cowboys in exchange for a future draft choice. The 1988 campaign marked Dorsett's 12th in pro football. **SEPTEMBER 26** — RB Tony Dorsett eclipses Jim Brown to become the second-leading rusher in pro football history, trailing only Walter Payton. **DECEMBER 17** — The Broncos close out the season with a 21-10 win over New England and a disappointing 8-8 record, marking the end of Denver's two-year reign as AFC champions. QB John Elway concludes the season with 3,309 yards passing and 234 yards rushing to become the first player in football history to have four consecutive years with more than 3,000 passing yards combined with more than 200 rushing yards. Dorsett finishes the year second to Payton among football's all-time rushing leaders with 12,739 yards.

JANUARY 29 — Punter Mike Horan is the Broncos' lone representative in the AFC-NFC Pro Bowl Game. **APRIL** — The Broncos conclude season ticket renewals and waiting list additions for 1989, virtually assuring the team of its 20th consecutive sellout campaign at Mile High Stadium. **NOVEMBER 26** — The Broncos clinch their third AFC West title in four seasons after a 41-14 victory at home against Seattle. **DECEMBER 16** — Denver wraps up homefield advantage for the AFC Playoffs with a 37-0 win at Phoenix.

1990

JANUARY 7 — The Broncos advance to the AFC Championship Game with a come-from-behind 24-23 win over Pittsburgh.
JANUARY 14 — The Broncos become the only AFC team to win three conference titles in the 1980s with a 37-21 victory over Cleveland in the AFC Championship game. **JANUARY 28** — Denver loses 55-10 to San Francisco in Super Bowl XXIV in the New Orleans Superdome. **FEBRUARY 4** — Three players represent the Broncos in the Pro Bowl— kicker David Treadwell, nose tackle Greg Kragen and safety Dennis Smith. Linebacker Karl Mecklenburg was selected to start in the game but could not participate because of a knee injury suffered in the Super Bowl. **FEBRUARY 26** — The National Football League announces that the Broncos will face Seattle in an Aug. 4 preseason game in Tokyo, Japan. **MARCH 5** — The Paul D. Bowlen Memorial Broncos Centre opens in southeast Denver, housing all of the team's office and training facilities. **AUGUST 5** — The Broncos defeat the Seattle Seahawks by a score of 10-7 in American Bowl '90 played before a sellout audience in the Tokyo Dome in Tokyo, Japan. The game marks Denver's second appearance in an international game with the club having played the Los Angeles Rams in London in a 1987 American Bowl contest. **NOVEMBER 22** — The Broncos drop a 40-27 game to the Detroit Lions in the Lions' annual Thanksgiving Day contest, marking Denver's fifth appearance in a Thanksgiving Day game—Four in Detroit and one in Denver (a 46-45 loss to the New York Titans in 1962). **DECEMBER 30** — Running back Bobby Humphrey finishes the season with 1,202 rushing yards, becoming one of just 10 backs to rush for over 1,000 yards in each of their first two NFL seasons. Mike Horan leads the NFL in gross punting average (44.4) and net punting average (38.9). The Broncos also boast the NFL's kickoff return leader in Kevin Clark, who posts a 25.3-yard average.

FEBRUARY 3 — Safeties Steve Atwater and Dennis Smith, along with running back Bobby Humphrey, appear in the AFC-NFC Pro Bowl game in Honolulu, Hawaii. It is the first appearance each for Atwater and Humphrey. **JULY 27** — The Broncos lose 14-3 to Detroit in the Hall of Fame Game played in Canton, Ohio. Former Broncos assistant coach Stan Jones is inducted into the Hall of Fame. **SEPTEMBER 1** — Denver records its biggest opening day win ever with a 45-14 pounding of Cincinnati. **DECEMBER 8** — A 17-7 win at Cleveland clinches a playoff berth for the Broncos. **DECEMBER 22** — Denver closes out the regular season at 12-4 and wins the AFC West title for the fifth time in eight years.

1992

JANUARY 4 — The Broncos overcome a 21-6 deficit to defeat Houston 26-24 in an AFC Divisional Playoff Game. The winning field goal was set up by a drive that began at the Denver 2-yard line. The Broncos converted two fourth-down plays to keep the possession alive. **JANUARY 12** — Despite a sterling effort by Denver's defense, the Broncos fall 10-7 to Buffalo in the AFC Championship Game. The Bills' high-powered offense managed just 213 yards and 12 first downs in the game. **FEBRUARY 2** — Running back Gaston Green, linebacker Karl Mecklenburg, and safeties Steve Atwater and Dennis Smith represent the Broncos in the Pro Bowl. **MARCH** — The Broncos conclude season ticket renewals and waiting list additions for 1992, virtually assuring the franchise of its 23rd consecutive sellout season. Denver is also named a participant in American Bowl '92, to be played in Berlin. **AUGUST 15** — The Broncos lose to the Miami Dolphins, 31-27, in American Bowl '92 in Berlin's Olympic Stadium. **DECEMBER 28** — Denver Broncos President Pat Bowlen announces that the franchise will not renew the contract of Dan Reeves, thus creating a coaching vacancy in Denver for the first time since 1981. Reeves ends his Denver career with a record of 116-78-1.

JANUARY 25 — Wade Phillips is hired as the 10th head coach in Broncos history, signing a three-year contract as head coach after four seasons as the Broncos' defensive coordinator. **MAY** — The Broncos conclude their season ticket sales, guaranteeing the 24th consecutive sellout campaign at Mile High Stadium. **DECEMBER** — Quarterback John Elway is named AFC Most Valuable Player (UPI, Kansas City 101 Club, Football News) after his best pro season in which he led the AFC in passer rating (92.8), attempts (551), completions (348), completion percentage (63.2), touchdowns (25) and yards (4,030).

1994

JANUARY 9 — The Broncos return to the playoffs as a Wild Card team, dropping a 42-24 first round game to the Los Angeles Raiders at the Los Angeles Memorial Coliseum. The Wild Card Playoff Game marks Denver's ninth nationally televised game of the 1993 season, bringing the Broncos' eight-year total (1986-'93) to 84 national television dates. **FEBRUARY 6** — The Broncos are represented in the AFC-NFC Pro Bowl game by quarterback John Elway, tight end Shannon Sharpe, linebacker Karl Mecklenburg, and safeties Steve Atwater and Dennis Smith. **MARCH** — The Broncos and Raiders are named to oppose each other in an American Bowl '94 Game in Barcelona. The Broncos thus join San Francisco as the only two teams to have been asked to represent the NFL in London, Tokyo, Berlin, and Barcelona.

1995

JANUARY 31 — Mike Shanahan is hired as the 11th head coach in Broncos history. Shanahan, a Denver assistant coach from 1984-87 and 1989-91, signed a seven-year contract as head coach after spending the previous three years in San Francisco, where he served as offensive coordinator. **FEBRUARY 5** — The Broncos are represented in the annual AFC-NFC Pro Bowl by safety Steve Atwater, quarterback John Elway and offensive tackle Gary Zimmerman. Tight end Shannon Sharpe was also selected but did not play. **MARCH** — The Broncos are selected to face San Francisco in an American Bowl '95 Game in Tokyo, joining the 49ers and Dallas as the only NFL teams to participate in five American Bowl Games. **MAY** — The Broncos conclude season ticket renewals and waiting list additions for 1995, leading to an anticipated 26th consecutive season of sellouts at Mile High Stadium. **AUGUST 5** — The Broncos defeat San Francisco 24-10 in the American Bowl in Tokyo, Japan. **NOVEMBER 5** — John Elway passes for 256 yards in a 38-6 Broncos home win over Arizona to surpass the 40,000-yard passing plateau, becoming the seventh player in pro football history to accomplish that feat. **NOVEMBER 19** — KOA play-by-

play announcer Larry Zimmer calls his 500th Broncos game as a member of the KOA broadcast team as Denver defeats San Diego 30-27. **DECEMBER 10** — Broncos running back/kick returner Glyn Milburn tallies an NFL-record 404 all-purpose yards (131 rushing, 45 receiving, 133 KOR, 95 PR) in a 31-27 loss to Seattle at the Mile High Stadium. **DECEMBER 24** — The Broncos close the season with a 31-28 win at Oakland and post franchise single-season records in seven different offensive categories: points scored (388), total yards (6,040), average gain per play (5.70), average gain per rush (4.53), touchdown passes (27, tie), passing yards (4,045) and first downs passing (205).

FEBRUARY 4 — Denver is represented in the annual AFC-NFC Pro Bowl in Honolulu by safety Steve Atwater, kicker Jason Elam, running back/kick returner Glyn Milburn, wide receiver Anthony Miller and tight end Shannon Sharpe. Tackle Gary Zimmerman was selected but does not play because of injury. **OCTOBER 20** — Terrell Davis sets a franchise record with 194 rushing yards in a 45-34 win over the Baltimore Ravens. **DECEMBER 1** — The Broncos win the AFC West and clinch homefield advantage for the playoffs with a 34-7 win over Seattle. The win is also Denver's ninth consecutive, marking the second-longest streak in franchise history. **DECEMBER 15** — John Elway becomes the winningest quarterback in NFL history with a 24-19 defeat of Oakland, the 126th of his career. The win also secures a perfect 8-0 home record for the season for just the second time in franchise history. **DECEMBER 22** — Elway becomes just the third player in NFL history to pass for more than 45,000 yards in a career. Terrell Davis wins the AFC rushing crown with a then franchise-record 1,538 yards while also posting franchise bests in carries (345), rushing touchdowns (13) and total touchdowns (15). The team ties for the NFL's best record (13-3; ties for best in franchise history) and ranks first in the league in total offense and rushing offense as well as fourth in total defense, including a No. 1 mark against the run. Franchise records are set for points scored (391), highest average gain per rush (4.5; tie with 1995 team), fewest rushing yards allowed (1,331) and fewest rushing first downs allowed (67). **DECEMBER 26** — Terrell Davis is named NFL Offensive Player of the Year by the Associated Press and joins three other Broncos as first-team All-Pro performers—Shannon Sharpe, Alfred Williams and Gary Zimmerman.

JANUARY 4 — Denver hosts its first playoff game since Jan. 4, 1992, as the Jacksonville Jaguars come to Mile High Stadium for an AFC Divisional Playoff contest. **FEBRUARY 2** — Denver is represented in the annual AFC-NFC Pro Bowl in Honolulu by safety Tyrone Braxton, running back Terrell Davis, defensive tackle Michael Dean Perry, linebacker Bill Romanowski, tight end Shannon Sharpe and defensive end Alfred Williams. Safety Steve Atwater, quarterback John Elway and tackle Gary Zimmerman also are selected but do not play in the game because of injury. **FEBRUARY 4** — The Broncos unveil new uniforms featuring the traditional Broncos orange with a navy blue, and a new helmet logo that features a powerful, dynamic bronco. **MARCH 1** — The Broncos are selected to face Miami in an American Bowl '97 contest in Mexico City, Mexico. The appearance marks the Broncos' sixth in an American Bowl, tying the club with San Francisco for most in the NFL since American Bowl games began being played in 1985. **AUGUST 4** — Denver and Miami meet in Mexico City, Mexico, in an American Bowl '97 contest won by the Dolphins, 38-19, at Estadio Guillermo Canedo. **SEPTEMBER 21** — Running back Terrell Davis sets a franchise single-game record by rushing for 215 yards in a 38-20 win over Cincinnati at Mile High Stadium. **OCTOBER 6** — Denver defeats New England 34-13 in a Monday night battle of the league's two remaining unbeaten, representing the furthest into a season that two undefeated teams have met on *Monday Night Football*. **OCTOBER 26** — The Broncos defeat the Bills 23-20 in overtime at Buffalo's Rich Stadium, a mere 15 hours after arriving in Buffalo due to a severe snowstorm that dumped more than a foot of snow on the Denver area with drifts piled several feet higher in some areas. The Broncos' chartered flight leaves Denver 10 hours late at 8 p.m. (MT) Saturday, Oct. 25, after an ordeal that involves numerous players' vehicles being stranded in snowdrifts trying to reach the team buses at Broncos headquarters. Several players make their way to headquarters by way of snowmobiles after being picked up by citizens. **NOVEMBER 2** — John Elway sets two milestones and earns AFC Offensive Player of the Week honors on this day as the Broncos defeat Seattle 30-27 at Mile High Stadium. With 252 passing yards, Elway moves past Fran Tarkenton into second place all-time in NFL passing yardage, and his 276 total yards make him just the third player in NFL history to top the 50,000-yard plateau. **NOVEMBER 9** — Cornerback Darrien Gordon ties an NFL record by returning two punts for touchdowns in the same quarter, a feat previously accomplished just twice in NFL history. **DECEMBER 21** — Denver closes its regular season with a 38-3 victory over San Diego to secure its second consecutive undefeated regular season at home, becoming only the third NFL team to do so since the schedule expanded to 16 games in 1978. The Broncos set new franchise records by posting nine double-digit victories in one season and scoring more than 30 points in nine different games. **DECEMBER 27** — The Broncos defeat Jacksonville 42-17 in an AFC Wild Card Game at Mile High Stadium to record their first playoff victory since Jan. 4, 1992. In the game, Denver sets club postseason records for rushing yards (310), total yards (511), rushing attempts (49), points in a quarter (21; 4th quarter), total points (42), first downs (28), rushing first downs (18) and third-down efficiency (75%). Terrell Davis rushes for a club postseason record 184 yards and is complemented by Derek Loville's 103 yards rushing, making Denver just the third team in NFL postseason history to post two 100-yard rushers in the same game. Instrumental in the performance is the offensive line, which, as a unit, is named NFL Offensive Player of the Week. It marks just the second time in NFL history—and first in the postseason—that an Offensive Line is named Player of the Week.

JANUARY 4 — Denver wins road playoff game for only the second time in franchise history by defeating the Chiefs 14-10 in an AFC Divisional Playoff game at Kansas City's Arrowhead Stadium. **JANUARY 11** — The Broncos win their fifth AFC Championship by topping the Steelers 24-21 at Pittsburgh's Three Rivers Stadium. The win makes Denver just the fifth Wild Card team to advance to the Super Bowl since the Wild Card format was adopted in 1970. **JANUARY 25** — The Broncos claim their first World Championship with a 31-24 victory over defending champion Green Bay in Super Bowl XXXII at Qualcomm Stadium in San Diego. The Broncos become the first team from the American Football Conference in 14 years to win the Super Bowl and only the second Wild Card team ever to do so. Running back Terrell Davis sets a Super Bowl record with three rushing touchdowns to claim the Pete Rozelle Award as the game's Most Valuable Player. Davis finishes with 157 yards rushing and ties the Super Bowl record for total touchdowns (3) and points scored (18). **JANUARY 27** — An estimated 650,000 fans gather in downtown Denver for a victory parade and rally to honor the World Champion Denver Broncos. The parade follows a route along 17th street, from Wynnkoop to Broadway, and then along Broadway for several blocks before working its way to the steps of the Denver City and County Building, where a rally is held. Broncos owner Pat Bowlen, head coach Mike Shanahan, quarterback John Elway, running back Terrell Davis, Colorado Governor Roy Romer and Denver Mayor Wellington Webb address the sea of Broncos fans who pack the grounds in front of the stage, and Elway and Davis are honored with street signs bearing their names. **FEBRUARY 1** — The Broncos are represented in the annual AFC-NFC Pro Bowl in Honolulu by running back Terrell Davis, center Tom Nalen, tight end Shannon Sharpe and defensive end Neil Smith. Quarterback John Elway also is selected but opts not to play in the game due to injury. **APRIL 22** — Colorado Governor Roy Romer signs into law SB 171, a bill authorizing voters to decide upon a ballot issue that would appropriate tax money to partially fund a new football stadium in Denver. **JUNE 5** — Broncos players and coaches receive their Super Bowl rings in a private ceremony at team headquarters. **JUNE 16** — The Denver Broncos travel to Washington, D.C. for a special ceremony in which they are honored by President Bill Clinton at the White House for their victory in Super Bowl XXXII. Terrell Davis delivers to the President a Broncos jersey number "41" with "Clinton" on the back. **SEPTEMBER 21** — The Denver Broncos and San Diego Chargers are selected to play the first NFL game in Australia, an American Bowl '99 contest on Sunday, Aug. 8, at Stadium Australia at Homebush Bay in Sydney. **OCTOBER 25** — Broncos kicker Jason Elam ties a 28-year old NFL record by making a 63-yard field-goal attempt vs. Jacksonville at Mile High Stadium. The record-tying kick comes in the final seconds of the first half in a game won by the Broncos, 37-24. **NOVEMBER 3** — Denver-area voters approve a ballot issue to appropriate tax money to partially fund a new football stadium

in Denver. The Broncos would begin play in the new stadium at the beginning of the 2001 season. **NOVEMBER 22** — Broncos quarterback John Elway becomes just the second player in NFL history to compile 50,000 yards passing during a career, joining Miami's Dan Marino. Elway reaches the plateau on a 5-yard completion to wide receiver Willie Green in the first quarter of a 40-14 win over Oakland at Mile High Stadium. **NOVEMBER 29** — The Broncos clinch the AFC West division title for the ninth time in franchise history with a 31-16 win at San Diego. **DECEMBER 6** — The Broncos tie an NFL record by winning their 18th game in a row (regular and postseason combined) with a 35-31 comeback defeat of Kansas City at Mile High Stadium. The win also gave the Broncos a 13-0 record to begin the season. **DECEMBER 27** — The Broncos close the regular season with a 14-2 record, best in franchise history, by virtue of a 28-21 win over Seattle. It marks the third consecutive season in which the club went undefeated at home as it joins just three other teams in NFL history to accomplish the feat and becomes the first to do so since the 16-game schedule was instituted in 1978. In the game, Terrell Davis rushes for 178 yards to finish with 2,008 for the season and 6,413 for his career, overtaking Floyd Little (6,323) as the club's all-time leading rusher. He becomes just the fourth player in NFL history to rush for more than 2,000 yards in a season, joining Eric Dickerson (2,105 in 1984), Barry Sanders (2,053 in 1997) and O.J. Simpson (2,003 in 1973), and also sets Broncos single-season records for rushing attempts (392), rushing touchdowns (21), touchdowns (23), points scored (138), total yards from scrimmage (2,225) and 100-yard games (11). Davis is named NFL Most Valuable Player by the Associated Press and is a unanimous All-NFL selection along with tight end Shannon Sharpe. The Broncos set franchise single-season records for rushing touchdowns (26), passing touchdowns (32), total touchdowns (62), points scored (501), first downs (347), rushing yards (2,468), total yards (6,092), highest average gain per play (5.9), PATs made (58) and attempted (59) and punting average (46.2).

1999

JANUARY 9 — Denver defeats Miami 38-3 in an AFC Divisional Playoff Game at Mile High Stadium to win its fifth consecutive postseason contest. It is Denver's largest winning margin in the postseason, and the team sets postseason defensive records for rushing yards (14), rushing average (1.1) and points (3) allowed. Terrell Davis' 199 rushing yards represent the fourth-highest single-game total in NFL postseason history. **JANUARY 17** — Denver defeats the New York Jets 23-10 in the AFC Championship Game at Mile High Stadium to reserve its sixth Super Bowl trip, an AFC record. **JANUARY 31** — Denver defeats Atlanta 34-19 in Super Bowl XXXIII at Pro Player Stadium in Miami, Fla., to claim its second consecutive World Championship. Denver becomes just the sixth franchise in league history to win back-to-back Super Bowls, joining Green Bay (Super Bowls I and II), Miami (VII and VIII), Pittsburgh (IX and X; XIII and XIV), San Francisco (XXII and XXIV) and Dallas (XXVII and XXVIII). John Elway is named Most Valuable Player of Super Bowl XXXIII, passing for 336 yards and a touchdown, and rushing for another score. Terrell Davis (102 yds.) sets an NFL record by rushing for 100 yards in his seventh consecutive postseason contest, and fullback Howard Griffith rushes for two touchdowns. Rod Smith's 80-yard touchdown reception from Elway stands as the second-longest play from scrimmage in Super Bowl history and defensive tackle Mike Lodish sets an NFL record by playing in his sixth Super Bowl (4 with Buffalo, 2 with Denver). Cornerback Darrien Gordon's 108 yards on two interception returns establish a Super Bowl record and also make him the Super Bowl career leader for interception-return yards. **FEBRUARY 1** — The Broncos return to Denver from Miami and are greeted by an estimated 375,000 fans lining a parade route that takes the team through downtown, along Broadway, to a rally at Civic Center Park. From the steps of the Denver City and County Building, Broncos players and coaches thank the fans for their support and share the victory with them. Broncos owner Pat Bowlen, head coach Mike Shanahan, quarterback John Elway, running back Terrell Davis, Colorado Governor Bill Owens and Denver Mayor Wellington Webb address the crowd. **FEBRUARY 7** — The Broncos are represented in the annual AFC-NFC Pro Bowl in Honolulu by a franchise-record 10 players—safety Steve Atwater, running back Terrell Davis, kicker Jason Elam, quarterback John Elway, tackle Tony Jones, wide receiver Ed McCaffrey, center Tom Nalen, linebacker Bill Romanowski, guard Mark Schlereth and tight end Shannon Sharpe. Davis and Sharpe are unable to play in the game due to injury. **APRIL 10** — Chinese Premier Zhu Rongji visits the Paul D. Bowlen Memorial Broncos Centre as part of a nine-day U.S. tour to promote trade with China. The Premier requested the visit as one of the highlights of his trip, and said, "It is a pleasure to visit the home of the Broncos. They are the champions of American football." **MAY 2** — John Elway announces his retirement in a press conference at the Inverness Hotel and Golf Club in Englewood. **JUNE 6** — Broncos players, coaches and staff receive their Super Bowl rings in a private ceremony followed by a party at the Broadmoor in Colorado Springs, Colo. **AUGUST 7** — Denver defeats San Diego 20-17 in American Bowl '99 at Stadium Australia, in Sydney, Australia, site of the 2000 Summer Olympics. It is the first NFL game played on the Australian continent. **SEPTEMBER 13** — John Elway is inducted into the Denver Broncos Ring of Fame in a ceremony held at halftime of Denver's season-opening Monday night game vs. Miami. He is the 16th inductee into the prestigious group — the first since 1993 (Louis Wright) — and the first for whom the traditional five-year waiting period is waived. Elway's familiar No. 7 is also retired on this night, assuring that the number he wore for 16 brilliant seasons will never be worn again by a Bronco. **SEPTEMBER 26** — Broncos tight end Shannon Sharpe becomes the leading receiver in franchise history, catching five passes for 39 yards against Tampa Bay at Raymond James Stadium to surpass the previous standards held by Lionel Taylor (543-6,872). Sharpe finishes the day at 547 receptions and 6,897 yards. **OCTOBER 3** — Kicker Jason Elam becomes the Broncos' all-time leading scorer, surpassing Jim Turner (742 points) in Denver's game vs. the New York Jets at Mile High Stadium. Elam's seven points (2 field goals, 1 PAT) raise his career total to 748 points. **OCTOBER 17** — Denver has two players post 100 or more receiving yards in the same game for the first time in franchise history as Byron Chamberlain (123 yards) and Ed McCaffrey (116) both top the century mark in Denver's 31-10 defeat of Green at Mile High Stadium. **DECEMBER 19** — Denver linebacker Glenn Cadrez returns a fumble 37 yards for a touchdown in overtime to lift the Broncos over the Seattle Seahawks, 36-30. It is just the second overtime game in NFL history to be decided by a fumble return for a touchdown. In the contest, Jason Elam became the franchise's all-time leader in successful PATs and attempted field goals, passing Jim Turner in both categories.

2000

JANUARY 2 — Running back Olandis Gary sets franchise rookie rushing record by finishing the 1999 season with 1,159 yards on 276 carries. Also, wide receiver Rod Smith tops the 1,000-yard receiving mark for the third consecutive season—a franchise record—and rookie return man Chris Watson sets a franchise single-season record for kickoff returns (48) in Denver's season-finale vs. San Diego at Mile High Stadium. **FEBRUARY 6** — The Broncos are represented at the annual AFC-NFC Pro Bowl in Honolulu by center Tom Nalen, defensive tackle Trevor Pryce and fullback/special teams player Detron Smith. **MAY** — The Broncos conclude season ticket renewals and waiting list additions for 2000, leading to an anticipated 31st consecutive season of sellouts at Mile High Stadium. **SEPTEMBER 10** — The Broncos begin their final season of play at Mile High Stadium with a 42-14 win over Atlanta before a crowd of 75,466 in the home opener. **SEPTEMBER 17** — Broncos rookie running back Mike Anderson becomes just the ninth player in NFL history to rush for more than 100 yards in each of his first two NFL games, picking up 187 in a win at Oakland. He had 131 the previous week vs. Atlanta. **NOVEMBER 13** — Denver defeats Oakland 27-24 in the final Monday Night Football game at Mile High Stadium on a 41-yard field goal by Jason Elam as time expired. Overall, the Broncos were 16-6 in the 22 Monday night games played at Mile High from 1973-2000. **NOVEMBER 19** — The Broncos improve to 7-4 with the second-largest fourth-quarter comeback in franchise history, overcoming a 34-17 deficit to beat the San Diego Chargers 38-37. Quarterback Gus Frerotte, replacing the injured Brian Griese, broke Frank Tripucka's 38-year-old franchise passing record (447) with 462 passing yards and tied the team record with five touchdown passes. **DECEMBER 3** — Mike Anderson rushes for 251 yards in a 38-23 win at New Orleans to set an all-time NFL rookie rushing record for a single game. He also broke the franchise single-game rushing mark by posting the fourth best rushing day by any player in NFL history, and set a Broncos record with four touchdowns in the game. Jason Elam also set an NFL record, converting his 304th consecutive point-after attempt, breaking Norm Johnson's previous record of 303. **DECEMBER 23** — The Broncos play their final game ever at Mile High Stadium, defeating San Francisco 38-9 before the second-largest crowd in the stadium's history, 76,098. It was the largest crowd ever for a Broncos regular season game, and those in attendance were treated to an outstanding performance from the home team on this historic day. The Broncos set franchise single-season records for passing yards (4,243) and total yards (6,554) with the latter figure ranking fifth in NFL history. Ed McCaffrey and Rod Smith each hit the 100-catch mark for the season—becoming just the second pair of teammates to do so in the same

HISTORICAL HIGHLIGHTS, CONT.

season in NFL history—with McCaffrey (101) breaking Lionel Taylor's 39-year old franchise record (100) while Smith ties it. Smith shatters the club record with 1,602 receiving yards for the season. Running back Mike Anderson sets franchise rookie rushing records with 1,487 yards and 15 touchdowns for the season.

2001

FEBRUARY 4 — The Broncos are represented at the annual AFC-NFC Pro Bowl in Honolulu by quarterback Brian Griese, center Tom Nalen, defensive tackle Trevor Pryce and wide receiver Rod Smith. Griese and Nalen are unable to play because of injuries. **MAY** — The Broncos conclude season ticket renewals and waiting list additions for 2001, leading to an anticipated 32nd consecutive season of home sellouts, in their first season at INVESCO Field at Mile High. **AUGUST 25** — The Broncos play their first preseason game at INVESCO Field at Mile High vs. the New Orleans Saints, winning 31-24. **SEPTEMBER 10** — The Broncos officially christen INVESCO Field at Mile High with a season-opening 31-20 win over the New York Giants on *Monday Night Football*. The game is marred only by the broken left leg suffered by wide receiver Ed McCaffrey and further put out of the spotlight the next morning by the terrorist attacks on the United States. **SEPTEMBER 23** — Wide receiver Rod Smith sets a team record with 14 receptions in a 38-17 win at Arizona. **OCTOBER 7** — Cornerback Deltha O'Neal ties an NFL record by becoming the 18th player in league history (19th time) to intercept four passes in one game in Denver's 20-6 defeat of Kansas City at INVESCO Field at Mile High. He joins former Broncos Austin "Goose" Gonsoulin (1960) and Willie Brown (1964) on that list. **NOVEMBER 5** — Kicker Jason Elam becomes one of just 30 players in NFL history to score 1,000 career points, converting four field goals in a 38-28 loss at Oakland on *Monday Night Football*. His second field goal also accounts for the 20,000th point scored in the history of *Monday Night Football*. **NOVEMBER 22** — The Broncos defeat the Dallas Cowboys 26-24 at Texas Stadium on Thanksgiving Day, marking the club's first Thanksgiving Day appearance since 1990.

2002

JANUARY 28 — Ted Sundquist is promoted to general manager after six years as director of college scouting. **FEBRUARY 4** — The Broncos are represented in the annual AFC-NFC Pro Bowl in Honolulu by tight end Dwayne Carswell, kicker Jason Elam, linebacker/special teams player Ian Gold, cornerback Deltha O'Neal, defensive tackle Trevor Pryce, wide receiver Rod Smith and linebacker Al Wilson. Pryce and Smith are unable to play because of injuries. **MAY** — The Broncos conclude season ticket renewals and waiting list additions for 2002, leading to an anticipated 33rd consecutive season of home sellouts. **OCTOBER 20** — Tight end Shannon Sharpe sets an NFL record for a tight end and a franchise receiving record with 214 receiving yards on 13 receptions, including two touchdowns, in Denver's 37-34 come-from-behind overtime win at Kansas City. **DECEMBER 15** — Rookie running back Clinton Portis ties a Broncos record by becoming just the second player in franchise history to score four touchdowns in a game. He scores three times by rush and once receiving in Denver's 31-24 win over Kansas City at INVESCO Field at Mile High. **DECEMBER 29** — Running back Clinton Portis closes his rookie season with a 228-yard rushing effort in a win vs. Arizona at INVESCO Field at Mile High to finish the season with a franchise rookie-record 1,508 rushing yards, the fifth-best rushing season by a rookie in NFL history. His 228 rushing yards tie for the best effort in the NFL in 2002 and tie for the fourth-most by a rookie in a single game in NFL history. Additionally, Portis' two touchdowns on the day give him 17 for the season (15 rushing, 2 receiving), tied for third-most by a rookie in NFL history. For the season, he also posts the second-best yards-per-carry average (5.52) for a rookie in league history.

2003

JANUARY 7 — Running back Clinton Portis is named NFL Offensive Rookie of the Year by the Associated Press. He is the third Bronco to be named either offensive or defensive Rookie of the Year, joining running back Mike Anderson (2000) and linebacker Mike Croel (1991). **JANUARY 20** — Larry Coyer is promoted from linebackers coach to defensive coordinator. **FEBRUARY 2** — The Broncos are represented in the annual AFC-NFC Pro Bowl in Honolulu by defensive end Trevor Pryce and linebacker Al Wilson. **MARCH 17** — The Broncos announce that the club will hold training camp in 2003 at its permanent facility in Dove Valley in suburban Denver after 21 years at the University of Northern Colorado in Greeley. **APRIL 18** — Construction begins at the Broncos' Dove Valley training complex on a third outdoor practice field, to feature a FieldTurf™ artificial surface. **MAY** — The Broncos conclude season ticket renewals and waiting list additions for 2003, leading to an anticipated 34th consecutive season of home sellouts. **JUNE 10** — Crews begin to install FieldTurf™ surface on new third practice field, initiating a two-week installation process. **JULY 24** — The Broncos open training camp at the Paul D. Bowlen Memorial Broncos Centre, the first training camp to be held at the team's permanent training facility in suburban Denver. **NOVEMBER 16** — Wide receiver Rod Smith returns a punt 65 yards for a touchdown vs. San Diego. Coupled with Deltha O'Neal's 57-yard punt return for a score in the Broncos previous game vs. New England (Nov. 3), the Broncos become the first team in NFL history to have a different player return a punt for a touchdown in back-to-back games. **DECEMBER 14** — Jason Elam scores his 1,300th career point, reaching that milestone in fewer games than any player in NFL history (170). **DECEMBER 21** — The Broncos defeat Indianapolis 31-17 at the RCA Dome in an ESPN-televised Sunday night game to clinch the organization's first playoff berth since the 2000 season. In the game, Rod Smith passes Terrell Davis (8,887 yards) for the most career total yards from scrimmage by a Bronco, and Shannon Sharpe passes Henry Elard (814) for ninth place on the all-time NFL receptions list.

2004

JANUARY 31 — John Elway is elected to the Pro Football Hall of Fame in his first year of eligibility, becoming the first Bronco in the Hall to have played his entire career with the team. Elway joins Bob Brown, Carl Eller and Barry Sanders in the Hall of Fame's Class of 2004 with enshrinement scheduled for Aug. 8. **FEBRUARY 8** — The Broncos are represented in the annual AFC-NFC Pro Bowl in Honolulu by center Tom Nalen, running back Clinton Portis and linebacker Al Wilson. **MID-FEBRUARY** — Construction begins on a \$4 million renovation and expansion project to upgrade the team's headquarters, the Paul D. Bowlen Memorial Broncos Centre, in suburban Denver. Included in the project is a new strength and conditioning center that houses the team's weight room, an indoor conditioning area and a new home for the field-maintenance department. The new weight room is approximately 9,000 square feet in size, nearly three times the size of the previous weight room. Also included in the renovation project is an expanded training room and a cafeteria that seats approximately 120. **MAY** — The Broncos conclude season ticket renewals and waiting list additions for 2004, leading to an anticipated 35th consecutive season of home sellouts. **JULY** — The \$4 million renovation and expansion of the team's permanent training facility is completed in time for the opening of training camp. **SEPTEMBER 24** — Mike Shanahan becomes one of an elite group of coaches to post 100 total wins in their first 10 seasons with one club with Denver's 23-13 triumph over San Diego. **OCTOBER 10** — Reuben Droughns' 193 rushing yards against Carolina mark the most by a Broncos player in his first start at running back and the ninth-highest regular-season game total in franchise history (10th most in any game). **NOVEMBER 7** — After a three-catch, 29-yard, one-touchdown performance against Houston, wide receiver Rod Smith passes Shannon Sharpe to become the franchise leader in receptions and touchdown receptions passing Sharpe's totals of 675 and 55, respectively. **DECEMBER 5** — Kicker Jason Elam, in his 184th outing, against San Diego becomes the fastest NFL player to eclipse the 1,400-point plateau, reaching the milestone faster than Nick Lowery's mark of 203 contests. **DECEMBER 25** — On Christmas night, the Broncos defeat the Tennessee Titans 37-16 in Nashville, earning Shanahan his 100th regular-season win as Broncos head coach.

2005

JANUARY 2 — Quarterback Jake Plummer brings his final season passing yards total to a franchise-record 4,089 yards in the regular-season finale against Indianapolis. In the same game, he ties John Elway's franchise record with 27 touchdown passes in a single season. Linebacker D.J. Williams becomes the first rookie in franchise history to lead the team in tackles with 114. The Broncos' offense yields a franchise-low 15.0 sacks, marking the third-fewest in the NFL for the year. The team earns its second consecutive try to the postseason. **FEBRUARY 13** — Newcomers John Lynch and Champ Bailey both play in the Pro Bowl. **MARCH** — The renovation of the locker room at the team's headquarters, the Paul D. Bowlen Memorial Broncos Centre, is complete. **MAY** — The Broncos conclude season ticket renewals and waiting list additions for 2005, leading to an anticipated 36th consecutive season of home sellouts. **SEPTEMBER 26** — Wide receiver Rod Smith becomes the first undrafted player in NFL history to reach 10,000 career receiving yards with a 19-yard catch from Jake Plummer in the third quarter of a home *Monday Night Football* game against the Chiefs. **OCTOBER 16** — The Broncos tie an NFL record by not committing a turnover for the fourth consecutive game during their victory against New England. **NOVEMBER 24** — Jake Plummer's streak of consecutive passes without an interception ends at 229 attempts with a second-quarter interception at Dallas in the Broncos' 24-21 overtime win against the Cowboys on Thanksgiving Day. Plummer's 229 attempts without an interception lasted eight complete games and 34 quarters and was the fourth-longest in the NFL since 1996. **DECEMBER 11** — Mike Shanahan becomes the Broncos' all-time leader in career victories, collecting his 118th career win with Denver's 12-10 win against Baltimore at INVESCO Field at Mile High. Champ Bailey records an interception for the fifth consecutive game, setting a franchise record. **DECEMBER 17** — With a win at Buffalo, the Broncos clinch a playoff berth for the third consecutive season, tying for the longest streak of consecutive postseason appearances in franchise history. **DECEMBER 24** — The Broncos defeat the Oakland Raiders 22-3 on Dec. 24 at INVESCO Field at Mile High to post a perfect home record (8-0) for the fifth time in team history. The win also clinched the club's 10th division title and first since the 1998 season as well as the No. 2 seed in the AFC Playoffs. **DECEMBER 31** — Denver concludes the regular season with a 23-7 win at San Diego, putting the team's record at 13-3 to tie for the second-most wins in a season in franchise history. The Broncos finish the year with their second consecutive No. 5 NFL ranking in overall offense (360.4 ypg.) and post the second-highest rushing total (2,539 yds.) in club annals. Denver's run defense ranks second in the NFL (85.2 ypg.) and records the third-best single-season mark in team history. The Broncos finish the year ranked second in the NFL with a +20 turnover ratio and set a franchise record with a league-low 16 giveaways. Wide receiver Rod Smith totals his eighth 1,000-yard receiving season (1,105 yds.). The Broncos become only the third team in NFL history to have two 900-yard rushers (Mike Anderson, Tatum Bell), a 1,000-yard receiver (Rod Smith) and a 3,000-yard passer (Jake Plummer) in the same season.

2006

JANUARY 14 — The Broncos defeat the Patriots 27-13 in an AFC Divisional Playoff Game to mark the club's first postseason victory at INVESCO Field at Mile High and propel the team to the AFC Championship Game. The win, which was Denver's first in the postseason since defeating Atlanta to capture Super Bowl XXXIII on Jan. 31, 1999, ended the Patriots' NFL-record 10-game postseason winning streak and halted the title hopes of the two-time defending Super Bowl champions. Kicker Jason Elam becomes Denver's all-time postseason leader in points and field goals against the Patriots. In addition, the win gave Head Coach Mike Shanahan more postseason victories (8) than any coach in Broncos history. **JANUARY 22** — The Broncos host the Steelers in the AFC Championship Game at INVESCO Field at Mile High but lose 34-17, marking the club's first home loss in a conference championship game (4-1). **FEBRUARY 12** — Cornerback Champ Bailey, safety John Lynch, wide receiver Rod Smith and linebacker Al Wilson play in the Pro Bowl. Quarterback Jake Plummer was selected to play in the all-star game as an alternate but was unable to participate due to an injury. **FEBRUARY 22** — The Broncos extended the contract of General Manager Ted Sundquist through the 2008 season with an option for the 2009 campaign. **APRIL 29** — On the first day of the 2006 NFL Draft, the Broncos acquire the 11th overall pick from St. Louis (in exchange for the 15th overall pick and a 2006 third-round choice) and select highly touted Vanderbilt quarterback Jay Cutler. **MAY** — The Broncos conclude season ticket renewals and waiting list additions for 2006, leading to an anticipated 37th consecutive season of home sellouts. **SEPTEMBER 10** — In the Broncos' season opener at St. Louis, wide receiver Rod Smith becomes the 15th player in NFL history to record 800 career receptions. **OCTOBER 9** — Head Coach Mike Shanahan coaches his 200th career regular season game against Baltimore on *Monday Night Football* as the Broncos defeat the Ravens 13-3. Shanahan's 125 wins through his first 200 games tie for the third most by a coach in the Super Bowl era (since 1966). **OCTOBER 22** — By allowing only one touchdown in its 17-7 win at Cleveland, Denver becomes the first team since the 1934 Detroit Lions to allow two or fewer touchdowns through its first six games of a season. **NOVEMBER 5** — The Broncos play their 700th all-time regular season game at Pittsburgh and defeat the Steelers 31-20. **NOVEMBER 23** — The Broncos visit the Chiefs on Thanksgiving Night in the first-ever game broadcast live by NFL Network but suffer a 19-10 loss to Kansas City. **NOVEMBER 27** — Rookie Jay Cutler is named the Broncos' starting quarterback by Head Coach Mike Shanahan at a Monday press conference, replacing Jake Plummer. **DECEMBER 3** — Jay Cutler makes the first start of his career in a *Sunday Night Football* game against Seattle at INVESCO Field at Mile High. He completes 10-of-21 passes for 143 yards with two touchdowns and two interceptions as Denver loses to the Seahawks, 23-20. **DECEMBER 24** — With two touchdown passes against Cincinnati, Jay Cutler becomes the first rookie in NFL history to throw multiple touchdown passes in each of his first four games. **DECEMBER 31** — Denver concludes the regular season with a 26-23 overtime loss at home to San Francisco, ending the club's three-year streak of advancing to the playoffs. The Broncos finish the year with a 9-7 record, marking their fifth consecutive year with a winning record to tie for the longest such streak in franchise history. Cornerback Champ Bailey ties for the NFL lead with 10 interceptions, the second-highest total in franchise history, and leads the league with 11 takeaways as he finishes second in voting for NFL Defensive Player of the Year (Associated Press). Quarterback Jay Cutler posts the second-highest touchdown percentage (6.6) among NFL rookies since 1970 (min. 125 attempts). Running back Tatum Bell records the first 1,000-yard rushing season of his career with 1,025 rushing yards while running back Mike Bell posts the fourth-highest rushing total (677) by any undrafted rookie in the NFL since 1967. Kicker Jason Elam sets a franchise single-season record for field-goal accuracy (93.1%) by connecting on 27-of-29 attempts. Denver sets a franchise record for a 16-game season by committing only 67 penalties for a club all-time low of 478 yards.

2007

JANUARY 1 — Cornerback Darrent Williams, a 2005 second-round draft choice by the Broncos, dies at age 24. The entire football team travels by charter flight to Fort Worth, Texas, to attend his funeral on January 6. **FEBRUARY 10** — Cornerback Champ Bailey and safety John Lynch play in the Pro Bowl while linebacker Al Wilson, selected to the all-star game, does not play because of a thumb injury. **FEBRUARY 24** — Running back Damien Nash, a second-year player who completed his first season with the Broncos in 2006, dies at age 24. A large contingent of his teammates attends his funeral in St. Louis on March 5. **APRIL 10** — Broncos President and CEO Pat Bowlen is inducted into the Colorado Sports Hall of Fame. **APRIL 12** — Broncos safety John Lynch is named winner of the National Football League Players Association's Byron "Whizzer" White Award. **MAY** — The Broncos conclude season ticket renewals and waiting list additions for 2007, leading to an anticipated 38th consecutive season of home sellouts. **SEPTEMBER 23** — Terrell Davis is inducted into the Denver Broncos Ring of Fame in a ceremony held at halftime of Denver's game against Jacksonville. He is the 21st inductee into the prestigious group. **NOVEMBER 19** — In front of a national television audience on *Monday Night Football*, the Broncos score four touchdowns of at least 40 yards (2 pass, 1 rush, 1 punt return) in the same game for the first time in club history en route to defeating Tennessee 34-20. **DECEMBER 31** — The Broncos conclude their 2007 season with a 7-9 record following their 22-19 overtime victory at home against Minnesota. Denver's 7-9 record ended its club-record tying seven-year streak of posting at least a .500 winning percentage. Kicker Jason Elam's 30-yard field goal in overtime proves to be the game winner, making him the NFL's first kicker since the 1970 NFL merger to convert four game-winning walk-off field goals in the same year. Wide receiver Brandon Marshall totals his third 10-catch game (114 yds., 1 TD) in the last four weeks and finishes the year with the third-most receptions (102) by a second-year player in NFL history while posting the second and third-best respective single-season outputs for catches

HISTORICAL HIGHLIGHTS, CONT.

and receiving yards (1,325) by a Bronco in club annals. Selvin Young becomes the first undrafted player ever to lead Denver in rushing, posting the third-most rushing yards (729) by an undrafted rookie in NFL history.

2008

JANUARY 11 — Joe Ellis is promoted to Chief Operating Officer for the Broncos. Ellis spent the previous 10 seasons as the Broncos' Executive Vice President of Business Operations. **FEBRUARY 2** — Tackle Gary Zimmerman is elected to the Pro Football Hall of Fame and joins John Elway as the second player who spent a primary portion of his career with the Broncos to be honored by the Hall. Zimmerman is joined in his class by Fred Dean, Darrell Green, Art Monk, Emmitt Thomas and Andre Tippett with enshrinement ceremonies scheduled for Aug. 2. **FEBRUARY 10** — Cornerback Champ Bailey and safety John Lynch both start in the Pro Bowl with both players making their fourth consecutive all-star appearances. Bailey's eighth career Pro Bowl selections tie for the second most by a cornerback in NFL history while Lynch's nine career all-star selections rank second among safeties in league annals. **FEBRUARY 15** — Wide receiver Rod Smith, the Broncos' all-time leading receiver who spent the entire 2007 campaign on the physically unable to perform list due to a hip injury, is placed on the reserve/retired list. **FEBRUARY 19** — Bob Howsam, the founding owner of the Broncos who brought professional football to Denver, passes away. He helped form the American Football League in 1959 and also spearheaded the construction of Bears Stadium, which was later expanded to become Mile High Stadium. **MAY 6** — Jim Goodman is promoted to Vice President of Football Operations/Player Personnel for the Broncos. **MAY** — The Broncos conclude season ticket renewals and waiting list additions for 2008, leading to an anticipated 39th consecutive season of home sellouts. **SEPTEMBER 14** — In a 39-38 win over San Diego, the Broncos become just the third team in NFL history to give up the opportunity for a tie and win a game with a two-point conversion. Wide receiver Brandon Marshall's 18 receptions are a franchise record and tie for the second-highest single-game total in NFL history. **NOVEMBER 6** — With their 34-30 comeback win at Cleveland on *Thursday Night Football*, the Broncos become just the second original AFL team to reach 400 overall victories. **DECEMBER 28** — Denver concludes the 2008 season with an 8-8 record following a 52-21 loss at San Diego in a game that decided the AFC West champion. Quarterback Jay Cutler's 4,526 passing yards for the year were a club single-season record and made him just the third player in league history with three years' experience or less to reach the 4,500-yard passing mark. With 104 catches, wide receiver Brandon Marshall becomes just the second Bronco in club history with consecutive 100-reception outputs. Wide receiver Eddie Royal posts the second-most receptions (91) by a rookie in NFL history. The Broncos set a club record and tie for the NFL lead in fewest sacks allowed (12). **DECEMBER 30** — Mike Shanahan is relieved from his position as Executive Vice President of Football Operations/Head Coach of the Broncos. Shanahan guided Denver to consecutive Super Bowl victories in 1997-98 along with seven postseason berths and finished his 14-year head coaching career as the franchise's all-time winningest coach with a 146-91 (.616) overall record.

2009

JANUARY 12 — Josh McDaniels is introduced as the 12th head coach in Broncos history after spending eight seasons on the coaching staff of the New England Patriots, helping the club win three Super Bowl titles. **FEBRUARY 8** — Quarterback Jay Cutler, wide receiver Brandon Marshall and center Casey Wiegmann play in the Pro Bowl. **FEBRUARY 12** — Brian Sanders is promoted to general manager after spending the 2008 season as Denver's assistant general manager. **APRIL 2** — The Broncos acquire quarterback Kyle Orton along with a first-round pick in 2009 and '10 as well as a third-round pick in '09 from the Bears in exchange for quarterback Jay Cutler and a fifth-round pick in '09. **MAY** — The Broncos conclude season ticket renewals and waiting list additions for 2009, leading to an anticipated 40th consecutive season of home sellouts. **MAY 12** — Tight end Shannon Sharpe is elected as the 22nd member of the Broncos Ring of Fame. **SEPTEMBER 13** — Denver kicks off its 50th season of professional football as one of eight original American league teams. With Denver trailing Cincinnati 7-6 with 28 seconds to play in their season opener, Kyle Orton's pass intended for Brandon Marshall is tipped by a Bengals defender into the hands of Broncos wide receiver Brandon Stokley, who races 62 yards down the left sideline for the game-winning score. In all, the 87-yard touchdown marked the longest game-winning touchdown from scrimmage in the final minute of the fourth quarter of a game in NFL history. Josh McDaniels earns his first victory as an NFL head coach. **SEPTEMBER 20** — Sharpe is inducted into the club's Ring of Fame in a halftime ceremony during Denver's regular-season home opener against Cleveland. Outside linebacker/defensive end Elvis Dumervil ties a club record with four sacks against the Browns. **OCTOBER 11** — The Broncos don their "throwback" uniforms from the 1960-61 seasons in a 20-17 overtime win over New England: The team wore mustard gold jerseys with brown pants, vertically-striped brown and gold socks and brown helmets with numbers on the sides. **OCTOBER 19** — Wide receiver Eddie Royal returns a kickoff (93 yds.) and punt (71 yds.) for a touchdown in Denver's 34-23 win at San Diego to help the Broncos improve to 6-0 on the season. It marked just the 11th time in NFL history (6th since the merger) that a player accomplished that feat in a game. The 6-0 start tied McDaniels for the third best start by a rookie head coach since 1930 as he joined Red Miller (1977) as only the second head coach in Denver history to win his first six games with the club. **DECEMBER 13** — Wide receiver Brandon Marshall sets an NFL record with 21 receptions (200 yds.) in a 28-16 loss at Indianapolis. **DECEMBER 27** — Dumervil records two sacks in Denver's 30-27 loss at Philadelphia to set a Broncos single-season sack record (17).

2010

JANUARY 3 — Denver concludes its 50th season with an 8-8 record following a 44-24 loss to the Kansas City Chiefs. **JANUARY 31** — Cornerback Champ Bailey, tackle Ryan Clady, safety Brian Dawkins, outside linebacker/defensive end Elvis Dumervil and wide receiver Brandon Marshall play in the Pro Bowl. **FEBRUARY 6** — Running back Floyd Little is elected to the Pro Football Hall of Fame, joining John Elway (1983-98) and Gary Zimmerman (1993-97) as one of three Pro Football Hall of Famers who spent a primary portion of their career with the Broncos. Little joins Russ Grimm, Rickey Jackson, Dick LeBeau, John Randle, Jerry Rice and Emmitt Smith in the Hall of Fame Class of 2010 with enshrinement scheduled for Aug. 7. **SEPTEMBER 20** — Wide receiver Kenny McKinley dies at age 23; the team wears McKinley's No. 11 jersey emblem in remembrance for the rest of the season. **OCTOBER 31** — The Broncos play their first regular-season game on foreign soil when they drop a 24-16 decision to the San Francisco 49ers in London as part of the NFL's International Series. **DECEMBER 6** — Josh McDaniels is relieved of his duties as head coach of the Broncos. Eric Studesville, who tutored the running backs in his first season with the Broncos, takes over as the interim head coach for the season's final four games. **DECEMBER 19** — Rookie quarterback Tim Tebow makes his first career start in a 39-23 loss against Oakland, finishing with the highest passer rating (100.5 / 8-of-16, 138 yds., TD) by a Broncos rookie making his first NFL start and adding 78 yards rushing to mark the third-highest rushing total by a Broncos quarterback in team history. **DECEMBER 27** — Wide receiver Brandon Lloyd is named to his first career Pro Bowl. The ninth-year pro finished the season as the first player in team history to lead the NFL in receiving yards (1,448), while also setting career highs in receptions (77), receiving average (18.8) and receiving touchdowns (11).

2011

JANUARY 2 — Denver concludes the regular season with a 4-12 record after a 33-28 loss to San Diego at INVESCO Field at Mile High. **JANUARY 5** — Hall of Fame quarterback John Elway is named Executive Vice President of Football Operations and Joe Ellis is appointed as President of the Broncos. **JANUARY 13** — John Fox is named the 14th head coach in team history after spending the previous nine years at the helm of the Carolina Panthers, where he led the team to two NFC South titles and an appearance in Super Bowl XXXVIII. **JANUARY 27** — Cornerback Champ Bailey was selected to his 10th career Pro Bowl, passing Hall of Famer Mike Haynes for the most Pro Bowls in NFL history at the cornerback position. **JANUARY 31** — Longtime college scout Cornell Green is named AFC Scout of the Year by the Fritz Pollard Alliance. **FEBRUARY 5** — Tight end Shannon Sharpe is elected to the Pro Football Hall of Fame, joining Richard Dent, Marshall Faulk, Chris Hanburger, Les Richter,

Ed Sabol and Deion Sanders in the Hall of Fame Class of 2011 with enshrinement scheduled for Aug. 6. **FEBRUARY 25** — Head Athletic Trainer Steve "Greek" Antonopoulos is honored as the 2011 Fain-Cain Memorial Award recipient at the NFL Physicians Society Scientific Meeting in Indianapolis. **AUGUST 16** — The Metropolitan Football Stadium District agreed on a deal with Sports Authority to rename the Broncos' stadium Sports Authority Field at Mile High. **OCTOBER 9** — Quarterback Kyle Orton is replaced by quarterback Tim Tebow at halftime of the Broncos' 29-24 loss to the San Diego Chargers. Tebow went on to lead the Broncos to a 7-4 record down the stretch—including six consecutive wins at one point—as a starter. **DECEMBER 27** — Cornerback Champ Bailey, defensive end Elvis Dumervil and linebacker Von Miller are named to the 2012 Pro Bowl. Bailey becomes one of just six players in NFL history to be selected to 11 Pro Bowls. Miller becomes just the second Broncos rookie (K David Treadwell, 1989) to be selected to the league's annual All-Star Game as a rookie.

2012

JANUARY 1 — Denver loses to the Kansas City Chiefs by a score of 7-3 but still manages to capture its first AFC West title and postseason berth in six seasons. The Broncos set a team record with 2,632 rushing yards on the season. **JANUARY 8** — Quarterback Tim Tebow finds wide receiver Demaryius Thomas for an 80-yard touchdown on the first play of overtime to give Denver a 29-23 win over the Pittsburgh Steelers in their AFC Wild Card matchup. Head Coach John Fox becomes just the third head coach since the 1970 merger to take over a team with four or fewer victories the season before and lead it to a division title and a playoff win in his first season. **JANUARY 11** — Former Broncos Owner Edgar Kaiser passes away at the age of 69. **JANUARY 14** — The Broncos fall to the New England Patriots 45-10 to end their 2011 season with an overall record of 9-9. **JANUARY 17** — Offensive tackle Ryan Clady and Willis McGahee are added to the AFC Pro Bowl roster and Matt Russell is promoted to director of player personnel after serving the previous three seasons as the club's director of college scouting. **JANUARY 28** — The Broncos name Jack Del Rio as the team's seventh defensive coordinator in seven seasons. **FEBRUARY 3** — Denver hires former agent Mike Sullivan as the team's director of football administration. **FEBRUARY 4** — Linebacker Von Miller is named NFL Defensive Rookie of the Year by the Associated Press to become the first Broncos player to win the award since linebacker Mike Croel in 1991. **MARCH 20** — The Broncos sign quarterback Peyton Manning, the only four-time MVP in NFL history. **MARCH 21** — Denver trades quarterback Tim Tebow to the New York Jets. **MAY** — The Broncos conclude season ticket renewals and waiting list additions for 2012, leading to an anticipated 43rd consecutive season of home sellouts. **MAY 7** — The Broncos and General Manager Brian Xanders part ways... Xanders had worked for the club since 2008 when he was hired as an assistant general manager... **MAY 17** — Former wide receiver Rod Smith is selected as the 23rd member of the Denver Broncos Ring of Fame... **SEPTEMBER 9** — Broncos win their season opener 31-19 over the Pittsburgh Steelers as Peyton Manning became the third (and fastest) player in NFL history to throw 400 touchdowns... **OCTOBER 15** — Tailing the San Diego Chargers 24-0 at halftime on *Monday Night Football*, the Broncos tie for the largest comeback in team history (and tie for the largest road comeback in NFL history) with a 35-24 win... **DECEMBER 26** — Five Broncos are named to the AFC Pro Bowl squad: cornerback Champ Bailey, tackle Ryan Clady, defensive end Elvis Dumervil, quarterback Peyton Manning and linebacker Von Miller... **DECEMBER 30** — Denver finishes the regular season with a 13-3 record and the AFC's No. 1 seed by completing a sweep of its AFC West opponents with a 38-3 win against the Kansas City Chiefs... Broncos Head Coach John Fox captures his 100th overall career win in the season finale and Denver ends the year on an 11-game win streak (all by 7+ points to tie for the second-longest streak in league history).

2013

JANUARY 12 — Denver's season ends with a 38-35 overtime loss to the eventual Super Bowl-champion Baltimore Ravens in the coldest playoff game (13°) in team history... **JANUARY 17** — Quarterbacks Coach Adam Gase is promoted to offensive coordinator after former O.C. Mike McCoy is hired as head coach of the San Diego Chargers... **JANUARY 26** — Offensive guard Zane Beadles and wide receiver Demaryius Thomas are added to the Pro Bowl roster to represent the first such honor of each of their careers... **FEBRUARY 2** — Quarterback Peyton Manning is named Associated Press Comeback Player of the Year in addition to receiving first-team All-Pro honors... **MAY 7** — Tom Heckert is hired as the team's director of pro personnel... **SEPTEMBER 5** — The Broncos host the NFL Kickoff Game against the Super Bowl-champion Baltimore Ravens and avenge their loss to the club with a 49-27 win in which quarterback Peyton Manning ties an NFL record with seven passing touchdowns... **SEPTEMBER 27** — Ring of Fame Plaza is unveiled at Sports Authority Field at Mile High featuring pillars honoring each of the Ring's distinguished members... **NOVEMBER 4** — Head Coach John Fox undergoes a successful aortic valve replacement surgery after falling ill during the team's bye week. Defensive Coordinator Jack Del Rio is named the interim head coach and guides the Broncos to a 4-1 record during John Fox's recovery... **NOVEMBER 10** — The Broncos beat the Chargers 28-20 in Del Rio's debut as interim head coach and Owner Pat Bowlen earns his 300th career win to become the first owner in professional football history to reach 300 victories in 30 years... **NOVEMBER 19** — The Broncos break ground on a \$35 construction and renovation project at their team headquarters, including a new indoor practice facility west of the existing facility... **DECEMBER 8** — Head Coach John Fox returns to the sidelines during Denver's 51-28 wins against Tennessee that saw kicker Matt Prater boot an NFL-record 64-yard field goal... **DECEMBER 15** — Quarterback Peyton Manning is named *Sports Illustrated's* 2013 Sportsman of the Year... **DECEMBER 22** — The Broncos clinch their third consecutive AFC West title with a 37-13 win against Houston. Quarterback Peyton Manning breaks the single-season NFL record with his 51st passing touchdown of the season... **DECEMBER 29** — Denver closes out its regular season with a 34-14 win against Oakland. The Broncos end the year scoring the most points (606) in league history and Manning breaks the NFL single-season mark with 5,477 passing yards (and extends his single-season touchdown record to 55).

2014

JANUARY 19 — The Broncos earn their seventh Super Bowl trip in team history with a 26-16 win against New England in the AFC Championship Game. Peyton Manning becomes the third starting quarterback in NFL history to win a conference title with two different teams... **FEBRUARY 1** — Manning earns his NFL-record fifth Associated Press Most Valuable Player award... **FEBRUARY 2** — Head Coach John Fox becomes the sixth NFL coach to lead multiple teams to the Super Bowl as the Broncos find themselves on the losing end of a 43-8 game in Super Bowl XLVIII... **MAY 6** — Halfback/kicker Gene Mingo, wide receiver/returner Rick Upchurch and head coach Dan Reeves are elected as the newest members of the Broncos Ring of Fame... **JULY 23** — The Broncos announce that Owner Pat Bowlen has been privately battling Alzheimer's disease and is no longer able to be part of the team's daily operations... It is disclosed that the franchise is being held in a trust—the Pat Bowlen Trust—overseen by non-family trustees with President & CEO Joe Ellis continuing to operate the team with full authority on all matters... **OCTOBER 5** — Demaryius Thomas establishes a franchise record with 226 receiving yards against Arizona. Manning throws his 500th career touchdown pass to join Brett Favre in the exclusive 500 TD Club... **OCTOBER 9** — Manning throws three touchdowns against San Francisco to give him 509 for his career, passing Favre (508) for the most in NFL history... **DECEMBER 14** — Denver earns a 22-10 victory against San Diego to earn its fourth consecutive AFC West Division title. The game marks the Broncos' 12th straight divisional road win to tie for the longest such streak in league history... **DECEMBER 7** — Manning's streak of 51 consecutive games with at least one touchdown pass—the third-longest streak all-time—comes to an end in Denver's Week 14 win against Buffalo... **DECEMBER 23** — An NFL-high nine Broncos are initially selected to play in the 2015 Pro Bowl... **DECEMBER 28** — Denver closes out its regular season with a 47-14 win against Oakland to earn the AFC's No. 2 playoff seed.

2015

JANUARY 12 — The Broncos and Head Coach John Fox mutually part ways following Denver's 24-13 loss to Indianapolis in the AFC Divisional Playoffs... **JANUARY 19** — Former Broncos quarterback and offensive coordinator Gary Kubiak is named the 15th head coach in franchise history. Running back C.J. Anderson becomes the 11th Bronco to be named to the 2015 Pro Bowl, representing the most selections in a single year in team history... **MAY 13** — Broncos Owner Pat Bowlen is elected as the 28th member of the club's Ring of Fame.

ALL-TIME LOGOS



1960-61



1962-67



1968-96



1997-Pres.

ALL-TIME HELMETS



1960-61



1962-66



1967



1968-1996



1997-Pres.

ALL-TIME UNIFORMS



1960-61



1962-64



1965-66



1967




1968-96



Uniforms worn from 1968-96 had minor sock and jersey design variations in several seasons from the one displayed, which reflects the exact uniform worn in the late 1980s.

The Broncos switched back to orange jerseys (right) in 2012. The home navy jersey (left), which has been used since 1997, is still be worn as an alternate uniform by the team.





ALL-TIME GAME RESULTS

(* indicates night game)

1960

HEAD COACH: Frank Filchok

PRESEASON (0-5)

Day/Date	Score	W/L	Opponent	Location	Attend.
Fri., Aug. 5*	6-43	L	Boston Patriots	Providence, R.I.	4,706
Sat., Aug. 13*	14-31	L	Buffalo Bills	Rochester, N.Y.	6,200
Sat., Aug. 20*	3-42	L	Houston Oilers	Jeppesen Stadium	19,500
Sat., Aug. 27*	0-48	L	Dallas Texans	Little Rock, Ark.	5,500
Sat., Sept. 3*	30-36	L	Los Angeles Chargers	Los Angeles Coliseum	21,516
	53-192				57,422

REGULAR SEASON (4-9-1 overall / 4th AFL West / 2-4-1 home / 2-5 away)

Day/Date	Score	W/L	Opponent	Location	Attend.	Temp.	Den. QB	Opp. QB
Fri., Sept. 9*	13-10	W	Boston Patriots	Boston Univ. Field	21,597	78°	Tripucka	Songin
Sun., Sept. 18	27-21	W	Buffalo Bills	War Memorial Stadium	15,229	62°	Tripucka	O'Connell
Fri., Sept. 23*	24-28	L	New York Titans	Polo Grounds	20,462	70°	Tripucka	Dorow
Sun., Oct. 2	31-14	W	Oakland Raiders	Bears Stadium	18,372	71°	Tripucka	Flores
Sun., Oct. 16	19-23	L	Los Angeles Chargers	Bears Stadium	19,141	57°	Tripucka	Kemp
Sun., Oct. 23	31-24	W	Boston Patriots	Bears Stadium	12,683	69°	Tripucka	Songin
Sun., Oct. 30	14-17	L	Dallas Texans	Bears Stadium	13,002	45°	Tripucka	Davidson
Sun., Nov. 6	25-45	L	Houston Oilers	Bears Stadium	14,489	53°	Tripucka	Blanda
Sun., Nov. 13	7-34	L	Dallas Texans	Cotton Bowl	21,000	68°	Tripucka	Davidson
Sun., Nov. 20	10-20	L	Houston Oilers	Jeppesen Stadium	20,778	68°	Tripucka	Lee
Sun., Nov. 27	38-38	T	Buffalo Bills	Bears Stadium	7,785	37°	Tripucka	O'Connell
Sun., Dec. 4	27-30	L	New York Titans	Bears Stadium	5,861	33°	Tripucka	Dorow
Sat., Dec. 10	33-41	L	Los Angeles Chargers	Los Angeles Coliseum	9,928	62°	Tripucka	Kemp
Sat., Dec. 17	10-48	L	Oakland Raiders	Candlestick Park	7,000	50°	Tripucka	Flores
(Bye Oct. 9)	309-393				207,327			

1961

HEAD COACH: Frank Filchok

PRESEASON (1-4)

Day/Date	Score	W/L	Opponent	Location	Attend.
Sat., Aug. 12*	13-31	L	Dallas Texans	Midland, Texas	10,000
Sat., Aug. 19*	48-21	W	Oakland Raiders	Spokane, Washington	6,500
Fri., Aug. 25*	27-29	L	Dallas Texans	Fort Worth, Texas	21,710
Fri., Sept. 1*	10-42	L	Houston Oilers	Mobile, Alabama	10,087
Mon., Sept. 4	12-49	L	Oakland Raiders	Candlestick Park	6,300
	110-172				54,597

REGULAR SEASON (3-11 overall / 3rd AFL West / 2-5 home / 1-6 away)

Day/Date	Score	W/L	Opponent	Location	Attend.	Temp.	Den. QB	Opp. QB
Sun., Sept. 10	22-10	W	Buffalo Bills	War Memorial Stadium	16,636	85°	Tripucka	O'Connell
Sat., Sept. 16*	17-45	L	Boston Patriots	Boston Univ. Field	14,479	65°	Tripucka	Parilli
Sun., Sept. 24	28-35	L	New York Titans	Polo Grounds	14,381	80°	Tripucka	Dorow
Sun., Oct. 1	19-33	L	Oakland Raiders	Candlestick Park	8,361	73°	Herring	Flores
Sun., Oct. 8	12-19	L	Dallas Texans	Bears Stadium	14,500	44°	Tripucka	Davidson
Sun., Oct. 15	27-24	W	Oakland Raiders	Bears Stadium	11,129	75°	Tripucka	Flores
Sun., Oct. 22	27-10	W	New York Titans	Bears Stadium	12,508	57°	Tripucka	Dorow
Sun., Oct. 29	0-37	L	San Diego Chargers	Balboa Stadium	32,584	66°	Tripucka	Kemp
Sun., Nov. 5	14-55	L	Houston Oilers	Bears Stadium	11,564	35°	Tripucka	Blanda
Sun., Nov. 12	16-19	L	San Diego Chargers	Bears Stadium	7,859	30°	Tripucka	Kemp
Sun., Nov. 19	10-23	L	Buffalo Bills	Bears Stadium	7,645	29°	Tripucka	Green
Sun., Nov. 26	14-45	L	Houston Oilers	Jeppesen Stadium	27,874	80°	Herring	Blanda
Sun., Dec. 3	24-28	L	Boston Patriots	Bears Stadium	9,303	55°	Herring	Songin
Sun., Dec. 10	21-49	L	Dallas Texans	Cotton Bowl	8,000	50°	Herring	Davidson
(Bye Dec. 17)	251-432				196,823			

1962

HEAD COACH: Jack Faulkner

PRESEASON (2-2)

Day/Date	Score	W/L	Opponent	Location	Attend.
Fri., Aug. 10*	17-33	L	Houston Oilers	Atlanta, Ga.	11,500
Sat., Aug. 18*	24-31	L	San Diego Chargers	Balboa Stadium	19,168
Fri., Aug. 24*	27-24	W	Dallas Texans	Fort Worth, Texas	18,000
Fri., Aug. 31*	41-12	W	Oakland Raiders	Stockton, Calif.	5,000
	109-100				53,668

REGULAR SEASON (7-7 overall / 2nd AFL West / 3-4 home / 4-3 away)

Day/Date	Score	W/L	Opponent	Location	Attend.	Temp.	Den. QB	Opp. QB
Fri., Sept. 7*	30-21	W	San Diego Chargers	Univ. of Denver Stadium	28,000	70°	Tripucka	Kemp
Sat., Sept. 15*	23-20	W	Buffalo Bills	War Memorial Stadium	30,577	60°	Tripucka	Dorow
Fri., Sept. 21*	16-41	L	Boston Patriots	Boston Univ. Field	21,038	50°	Tripucka	Parilli
Sun., Sept. 30	32-10	W	New York Titans	Polo Grounds	17,213	66°	Tripucka	Grosscup
Fri., Oct. 5*	44-7	W	Oakland Raiders	Bears Stadium	22,452	56°	Shaw	Davidson
Sun., Oct. 14	23-6	W	Oakland Raiders	Frank Youell Field	7,000	60°	Tripucka	Blanda
Sun., Oct. 21	20-10	W	Houston Oilers	Bears Stadium	34,496	72°	Tripucka	Rabb
Sun., Oct. 28	38-45	L	Buffalo Bills	Bears Stadium	26,051	59°	Tripucka	Hadl
Sun., Nov. 4	23-20	W	San Diego Chargers	Balboa Stadium	20,827	63°	Tripucka	Parilli
Sun., Nov. 11	29-33	L	Boston Patriots	Bears Stadium	28,187	57°	Tripucka	

Sun., Nov. 18	3-24	L	Dallas Texans	Bears Stadium	23,523	26°	Tripucka	Dawson
Thu., Nov. 22	45-46	L	New York Titans	Bears Stadium	15,776	43°	Tripucka	Green
Sun., Dec. 2	17-34	L	Houston Oilers	Jeppesen Stadium	30,650	70°	Tripucka	Blanda
Sun., Dec. 9	10-17	L	Dallas Texans	Cotton Bowl	19,137	51°	Tripucka	Dawson
<i>(Bye Dec. 16)</i>					353-334	324,927		

1963

HEAD COACH: Jack Faulkner

PRESEASON (2-3)

Day/Date	Score	W/L	Opponent	Location	Attend.	Temp.	Den. QB	Opp. QB
Sat., Aug. 3*	27-10	W	Houston Oilers	Univ. of Denver Stadium	11,445	62°	Slaughter	Blanda
Sun., Aug. 11	19-35	L	Oakland Raiders	Frank Youell Field	9,655	68°	Wood	Davidson
Sat., Aug. 17*	31-25	W	San Diego Chargers	Univ. of Denver Stadium	11,135	65°	Tripucka	Hadl
Fri., Aug. 23*	16-30	L	Kansas City Chiefs	Municipal Stadium	6,865	92°	Shaw	Dawson
Sat., Aug. 31*	14-21	L	Buffalo Bills	Winston-Salem, N.C.	7,000	78°	Tripucka	Kemp
107-121					46,100			

REGULAR SEASON (2-11-1 overall / 4th AFL West / 2-5 home / 0-6-1 away)

Day/Date	Score	W/L	Opponent	Location	Attend.	Temp.	Den. QB	Opp. QB
Sat., Sept. 7*	7-59	L	Kansas City Chiefs	Univ. of Denver Stadium	21,115	70°	Tripucka	Dawson
Sat., Sept. 14*	14-20	L	Houston Oilers	Jeppesen Stadium	23,147	78°	Tripucka	Blanda
Sun., Sept. 29	14-10	W	Boston Patriots	Bears Stadium	18,636	76°	Slaughter	Parilli
Sun., Oct. 6	50-34	W	San Diego Chargers	Bears Stadium	18,428	80°	McCormick	Rote
Sun., Oct. 13	24-33	L	Houston Oilers	Bears Stadium	24,087	77°	McCormick	Blanda
Fri., Oct. 18*	21-40	L	Boston Patriots	Fenway Park	25,418	64°	Slaughter	Parilli
Sat., Oct. 26*	35-35	T	New York Jets	Polo Grounds	20,377	69°	Slaughter	Wood
Sun., Nov. 3	28-30	L	Buffalo Bills	Bears Stadium	19,424	51°	Slaughter	Kemp
Sat., Nov. 9*	17-27	L	Buffalo Bills	War Memorial Stadium	30,989	46°	Breaux	Kemp
Sun., Nov. 17	9-14	L	New York Jets	Bears Stadium	14,247	36°	Slaughter	Wood
Thu., Nov. 28	10-26	L	Oakland Raiders	Bears Stadium	14,763	40°	McCormick	Flores
Sun., Dec. 8	21-52	L	Kansas City Chiefs	Municipal Stadium	17,443	36°	Slaughter	Dawson
Sun., Dec. 15	31-35	L	Oakland Raiders	Frank Youell Field	15,223	44°	Slaughter	Flores
Sun., Dec. 22	20-58	L	San Diego Chargers	Balboa Stadium	31,312	69°	Breaux	Rote
<i>(Bye Sept. 22)</i>					301-473	298,213		

1964

HEAD COACH: Jack Faulkner (4 games) & Mac Speedie (10 games)

PRESEASON (2-3)

Day/Date	Score	W/L	Opponent	Location	Attend.	Temp.	Den. QB	Opp. QB
Sat., Aug. 8*	20-34	L	San Diego Chargers	Balboa Stadium	26,293	72°	Slaughter	Rote
Fri., Aug. 14*	7-20	L	Oakland Raiders	Bears Stadium	13,545	78°	McCormick	Davidson
Thu., Aug. 20*	32-20	W	Houston Oilers	Jeppesen Stadium	32,127	80°	Lee	Blanda
Fri., Aug. 28*	10-14	L	Kansas City Chiefs	Farrington Field, Fort Worth, Texas	19,500	88°	Lee	Wilson
Sat., Sept. 5*	27-17	W	Boston Patriots	Univ. of Denver Stadium	20,568	76°	Lee	Parilli
96-105					112,033			

REGULAR SEASON (2-11-1 overall / 4th AFL West / 2-4-1 home / 0-7 away)

Day/Date	Score	W/L	Opponent	Location	Attend.	Temp.	Den. QB	Opp. QB
Sat., Sept. 12*	6-30	L	New York Jets	Shea Stadium	45,665	64°	Lee	Wood
Sun., Sept. 20	13-30	L	Buffalo Bills	War Memorial Stadium	28,501	65°	Lee	Kemp
Sun., Sept. 27	17-38	L	Houston Oilers	Bears Stadium	22,651	63°	Lee	Blanda
Sun., Oct. 4	10-39	L	Boston Patriots	Bears Stadium	15,485	59°	Lee	Parilli
<i>— Jack Faulkner out, Mac Speedie in as head coach —</i>								
Sun., Oct. 11	33-27	W	Kansas City Chiefs	Bears Stadium	16,285	54°	Lee	Dawson
Sun., Oct. 18	14-42	L	San Diego Chargers	Balboa Stadium	23,332	73°	Lee	Hadl
Sun., Oct. 25	7-40	L	Oakland Raiders	Frank Youell Field	17,858	54°	Lee	Davidson
Sun., Nov. 1	39-49	L	Kansas City Chiefs	Municipal Stadium	15,053	73°	Slaughter	Dawson
Sun., Nov. 8	20-31	L	San Diego Chargers	Bears Stadium	19,670	73°	Lee	Hadl
Sun., Nov. 15	20-16	W	New York Jets	Bears Stadium	11,309	25°	Lee	Wood
Fri., Nov. 20*	7-12	L	Boston Patriots	Fenway Park	24,979	52°	Lee	Parilli
Sun., Nov. 29	20-20	T	Oakland Raiders	Bears Stadium	15,958	35°	Slaughter	Flores
Sun., Dec. 13	19-30	L	Buffalo Bills	Bears Stadium	14,431	38°	Slaughter	Lamonica
Sun., Dec. 20	15-34	L	Houston Oilers	Jeppesen Stadium	15,839	52°	Slaughter	Blanda
<i>(Bye Dec. 6)</i>					240-438	285,003		

1965

HEAD COACH: Mac Speedie

PRESEASON (1-4)

Day/Date	Score	W/L	Opponent	Location	Attend.	Temp.	Den. QB	Opp. QB
Sat., Aug. 7*	24-30	L	Kansas City Chiefs	Univ. of Denver Stadium	17,707	77°	Slaughter	Dawson
Sat., Aug. 14*	27-17	W	Oakland Raiders	Univ. of Utah Stadium, S.L.C., Utah	18,000	68°	McCormick	Flores
Sat., Aug. 21*	6-21	L	San Diego Chargers	Univ. of Denver Stadium	18,913	62°	Lee	Breaux
Sat., Aug. 28*	3-25	L	Houston Oilers	Alamo Stadium, San Antonio, Texas	12,666	88°	Slaughter	Trull
Sat., Sept. 4*	20-30	L	Oakland Raiders	Hughes Stadium, Sacramento, Calif.	14,550	70°	McCormick	Flores
80-123					81,836			

REGULAR SEASON (4-10 overall / 4th AFL West / 2-5 home / 2-5 away)

Day/Date	Score	W/L	Opponent	Location	Attend.	Temp.	Den. QB	Opp. QB
Sat., Sept. 11*	31-34	L	San Diego Chargers	Balboa Stadium	27,022	65°	Slaughter	Hadl
Sun., Sept. 19	15-30	L	Buffalo Bills	Bears Stadium	30,682	46°	Slaughter	Kemp
Fri., Sept. 24*	27-10	W	Boston Patriots	Fenway Park	26,782	69°	Slaughter	Parilli
Sun., Oct. 3	16-13	W	New York Jets	Bears Stadium	34,988	83°	McCormick	Namath
Sun., Oct. 10	23-31	L	Kansas City Chiefs	Bears Stadium	31,001	79°	Slaughter	Beathard
Sun., Oct. 17	28-17	W	Houston Oilers	Bears Stadium	32,492	56°	McCormick	Blanda
Sun., Oct. 24	13-31	L	Buffalo Bills	War Memorial Stadium	45,046	40°	McCormick	Kemp

Sun., Oct. 31	10-45	L	New York Jets	Shea Stadium	53,717	72°	Slaughter	Taliaferro
Sun., Nov. 7	21-35	L	San Diego Chargers	Bears Stadium	33,073	63°	Slaughter	Hadl
Sun., Nov. 14	31-21	W	Houston Oilers	Rice Stadium	28,126	76°	McCormick	Blanda
Sun., Nov. 21	20-28	L	Oakland Raiders	Bears Stadium	30,369	52°	McCormick	Flores
Sun., Dec. 5	13-24	L	Oakland Raiders	Frank Youell Field	19,023	51°	Slaughter	Flores
Sun., Dec. 12	20-28	L	Boston Patriots	Bears Stadium	27,207	48°	Lee	Parilli
Sun., Dec. 19	35-45	L	Kansas City Chiefs	Municipal Stadium	14,421	44°	McCormick	Dawson
(Bye Nov. 28)	303-392				435,778			

1966

HEAD COACH: Mac Speedie (2 games) & Ray Malavasi (12 games)

PRESEASON (1-3)

Day/Date	Score	W/L	Opponent	Location	Attend.	Temp.	Den. QB	Opp. QB
Sat., Aug. 6*	30-32	L	Kansas City Chiefs	Univ. of Denver Stadium	17,771	80°	Slaughter	Dawson
Fri., Aug. 12*	3-25	L	Buffalo Bills	War Memorial Stadium	30,476	63°	Slaughter	Lamonica
Wed., Aug. 24*	28-16	W	Miami Dolphins	Memphis, Tenn.	18,442	68°	McCormick	Wilson, E.
Sun., Aug. 28	21-52	L	Oakland Raiders	Bears Stadium	14,074	84°	McCormick	Davidson
	82-126				80,763			

REGULAR SEASON (4-10 overall / 4th AFL West / 3-4 home / 1-6 away)

Day/Date	Score	W/L	Opponent	Location	Attend.	Temp.	Den. QB	Opp. QB
Sat., Sept. 3*	7-45	L	Houston Oilers	Rice Stadium	30,156	85°	Slaughter	Blanda
Sun., Sept. 18	10-24	L	Boston Patriots	Bears Stadium	25,337	70°	McCormick	Parilli
			— Mac Speedie out, Ray Malavasi in as head coach —					
Sun., Sept. 25	7-16	L	New York Jets	Bears Stadium	29,878	77°	McCormick	Namath
Sun., Oct. 2	40-38	W	Houston Oilers	Bears Stadium	27,203	77°	McCormick	Blanda
Sat., Oct. 8*	10-37	L	Kansas City Chiefs	Municipal Stadium	33,929	71°	McCormick	Dawson
Sun., Oct. 16	7-24	L	Miami Dolphins	Orange Bowl	23,393	82°	McCormick	Wilson
Sun., Oct. 23	10-56	L	Kansas City Chiefs	Bears Stadium	26,196	58°	Choboian	Dawson
Sun., Oct. 30	17-24	L	San Diego Chargers	Balboa Stadium	25,819	71°	Choboian	Hadl
Sun., Nov. 6	17-10	W	Boston Patriots	Fenway Park	18,154	42°	Choboian	Parilli
Sun., Nov. 20	3-17	L	Oakland Raiders	Bears Stadium	26,703	65°	Choboian	Flores
Sun., Nov. 27	20-17	W	San Diego Chargers	Bears Stadium	24,860	45°	Choboian	Tensi
Sun., Dec. 4	17-7	W	Miami Dolphins	Bears Stadium	32,592	49°	Choboian	Wood
Sun., Dec. 11	10-28	L	Oakland Raiders	Oakland-Alameda County Coliseum	31,765	55°	Choboian	Flores
Sun., Dec. 18	21-38	L	Buffalo Bills	War Memorial Stadium	40,538	39°	Glacken	Kemp
(Bye Sept. 11 & Nov. 13)	196-381				395,997			

1967

HEAD COACH: Lou Saban

PRESEASON (3-1)

Day/Date	Score	W/L	Opponent	Location	Attend.	Temp.	Den. QB	Opp. QB
Sat., July 29*	2-19	L	Miami Dolphins	Rubber Bowl, Akron, Ohio	7,000	73°	Kent	Norton
Sat., Aug. 5*	13-7	W	Detroit Lions (NFL)	Univ. of Denver Stadium	21,228	75°	Glacken	Sweetan
Fri., Aug. 18*	14-3	W	Minnesota Vikings (NFL)	Univ. of Denver Stadium	31,850	64°	Choboian	VanderKellen
Sun., Aug. 27	21-17	W	Oakland Raiders	North Platte, Neb.	6,500	88°	Tensi	Lamonica
	50-46				66,578			

REGULAR SEASON (3-11 overall / 4th AFL West / 1-6 home / 2-5 away)

Day/Date	Score	W/L	Opponent	Location	Attend.	Temp.	Den. QB	Opp. QB
Sun., Sept. 3	26-21	W	Boston Patriots	Bears Stadium	35,488	82°	Tensi	Parilli
Sun., Sept. 10	0-51	L	Oakland Raiders	Oakland-Alameda County Coliseum	25,423	73°	Tensi	Lamonica
Sun., Sept. 17	21-35	L	Miami Dolphins	Orange Bowl	29,381	86°	Tensi	Stofa
Sun., Sept. 24	24-38	L	New York Jets	Bears Stadium	35,365	84°	Tensi	Namath
Sun., Oct. 1	6-10	L	Houston Oilers	Rice Stadium	21,798	80°	Tensi	Davis
Sun., Oct. 8	16-17	L	Buffalo Bills	Bears Stadium	35,188	68°	Leclair	Kemp
Sun., Oct. 22	21-38	L	San Diego Chargers	Bears Stadium	34,464	72°	Tensi	Hadl
Sun., Oct. 29	9-52	L	Kansas City Chiefs	Municipal Stadium	44,002	64°	Tensi	Dawson
Sun., Nov. 5	17-21	L	Oakland Raiders	Bears Stadium	29,043	39°	Tensi	Lamonica
Sun., Nov. 12	18-20	L	Houston Oilers	Bears Stadium	30,392	61°	Leclair	Beathard
Sun., Nov. 19	21-20	W	Buffalo Bills	War Memorial Stadium	30,891	33°	Tensi	Kemp
Thu., Nov. 23*	20-24	L	San Diego Chargers	San Diego Stadium	34,586	70°	Tensi	Hadl
Sun., Dec. 3	33-24	W	New York Jets	Shea Stadium	61,615	51°	Tensi	Namath
Sun., Dec. 17	24-38	L	Kansas City Chiefs	Bears Stadium	31,660	41°	Tensi	Dawson
(Bye Oct. 15 & Dec. 10)	256-409				479,497			

1968

HEAD COACH: Lou Saban

PRESEASON (1-4)

Day/Date	Score	W/L	Opponent	Location	Attend.	Temp.	Den. QB	Opp. QB
Sat., Aug. 10*	15-13	W	Cincinnati Bengals	Univ. of Denver Stadium	13,841	55°	Tensi	Stofa
Sat., Aug. 17*	16-39	L	Minnesota Vikings (NFL)	Univ. of Denver Stadium	20,901	77°	Tensi	Cuzzo
Fri., Aug. 23*	6-22	L	San Francisco 49ers (NFL)	Univ. of Denver Stadium	22,254	72°	Tensi	Brodie
Fri., Aug. 30*	3-6	L	San Diego Chargers	Alamo Stadium, San Antonio, Texas	10,328	82°	Leclair	Hadl
Sat., Sept. 7*	7-23	L	Oakland Raiders	Portland, Ore.	18,031	74°	McCormick	Lamonica
	47-103				85,355			

REGULAR SEASON (5-9 overall / 4th AFL West / 3-4 home / 2-5 away)

Day/Date	Score	W/L	Opponent	Location	Attend.	Temp.	Den. QB	Opp. QB
Sun., Sept. 15	10-24	L	Cincinnati Bengals	Nippert Stadium	25,049	83°	McCormick	Stofa
Sun., Sept. 22	2-34	L	Kansas City Chiefs	Municipal Stadium	45,821	80°	Leclair	Dawson
Sun., Sept. 29	17-20	L	Boston Patriots	Bears Stadium	37,024	60°	Leclair	Taliaferro
Sun., Oct. 6	10-7	W	Cincinnati Bengals	Bears Stadium	41,257	72°	Briscoe	Stofa
Sun., Oct. 13	21-13	W	New York Jets	Shea Stadium	62,052	70°	Tensi	Namath

Sun., Oct. 20	24-55	L	San Diego Chargers	San Diego Stadium	42,953	73°	Tensi	Hadl
Sun., Oct. 27	21-14	W	Miami Dolphins	Bears Stadium	44,115	56°	Tensi	Griese
Sun., Nov. 3	35-14	W	Boston Patriots	Fenway Park	18,304	58°	Tensi	Taliaferro
Sun., Nov. 10	7-43	L	Oakland Raiders	Bears Stadium	50,002	38°	Tensi	Blanda
Sun., Nov. 17	17-38	L	Houston Oilers	Astrodome	36,075	Ind.	Tensi	Beathard
Sun., Nov. 24	34-32	W	Buffalo Bills	Bears Stadium	35,201	50°	Briscoe	Rutkowski
Sun., Dec. 1	23-47	L	San Diego Chargers	Bears Stadium	35,212	40°	Briscoe	Hadl
Sun., Dec. 8	27-33	L	Oakland Raiders	Oakland-Alameda County Coliseum	47,754	54°	Briscoe	Lamonica
Sat., Dec. 14	7-30	L	Kansas City Chiefs	Bears Stadium	38,463	51°	Briscoe	Dawson
(Bye Sept. 8)	255-404				559,382			

1969

HEAD COACH: Lou Saban

PRESEASON (1-4)

Day/Date	Score	W/L	Opponent	Location	Attend.	Temp.	Den. QB	Opp. QB
Sat., Aug. 9*	6-26	L	Minnesota Vikings (NFL)	Metropolitan Stadium	45,916	81°	Tensi	Kapp
Sat., Aug. 16*	22-28	L	New Orleans Saints (NFL)	Mile High Stadium	28,356	76°	Liske	Kilmer
Sat., Aug. 23*	19-15	W	San Francisco 49ers (NFL)	Mile High Stadium	33,161	75°	Tensi	Brodie
Sat., Aug. 31	10-26	L	Boston Patriots	Jacksonville, Fla.	18,375	87°	Tensi	Taliaferro
Sat., Sept. 6*	11-13	L	Cincinnati Bengals	Nippert Stadium	24,020	80°	Tensi	Cook
	68-108				149,828			

REGULAR SEASON (5-8-1 overall / 4th AFL West / 4-2-1 home / 1-6 away)

Day/Date	Score	W/L	Opponent	Location	Attend.	Temp.	Den. QB	Opp. QB
Sun., Sept. 14	35-7	W	Boston Patriots	Mile High Stadium	43,482	79°	Tensi	Taliaferro
Sun., Sept. 21	21-19	W	New York Jets	Mile High Stadium	50,583	76°	Tensi	Namath
Sun., Sept. 28	28-41	L	Buffalo Bills	War Memorial Stadium	40,302	57°	Liske	Kemp
Sun., Oct. 5	13-26	L	Kansas City Chiefs	Mile High Stadium	50,564	40°	Tensi	Livingston
Sun., Oct. 12	14-24	L	Oakland Raiders	Mile High Stadium	49,511	22°	Tensi	Lamonica
Sun., Oct. 19	30-23	W	Cincinnati Bengals	Nippert Stadium	27,920	70°	Tensi	Wyche
Sun., Oct. 26	21-24	L	Houston Oilers	Astrodome	45,348	Ind.	Tensi	Beathard
Sun., Nov. 2	13-0	W	San Diego Chargers	Mile High Stadium	45,511	32°	Tensi	Hadl
Sun., Nov. 9	10-41	L	Oakland Raiders	Oakland-Alameda County Coliseum	54,416	69°	Tensi	Lamonica
Sun., Nov. 16	20-20	T	Houston Oilers	Mile High Stadium	45,002	57°	Tensi	Trull
Sun., Nov. 23	24-45	L	San Diego Chargers	San Diego Stadium	34,664	75°	Tensi	Domres
Thu., Nov. 27	17-31	L	Kansas City Chiefs	Municipal Stadium	48,773	37°	Tensi	Dawson
Sun., Dec. 7	24-27	L	Miami Dolphins	Orange Bowl	25,332	75°	Tensi	Norton
Sun., Dec. 14	27-16	W	Cincinnati Bengals	Mile High Stadium	42,198	64°	Liske	Cook
	297-344				603,606			

1970

HEAD COACH: Lou Saban

PRESEASON (3-2)

Day/Date	Score	W/L	Opponent	Location	Attend.	Temp.	Den. QB	Opp. QB
Sat., Aug. 15*	26-16	W	St. Louis Cardinals	Mile High Stadium	36,327	68°	Liske	Hart
Sat., Aug. 22*	7-24	L	Baltimore Colts	Mile High Stadium	42,499	76°	Liske	Unitas
Sat., Aug. 29*	7-23	L	San Francisco 49ers	Autzen Stadium, Eugene, Ore.	26,238	70°	Liske	Brodie
Sat., Sept. 5*	30-17	W	Chicago Bears	Mile High Stadium	42,373	71°	Liske	Douglas
Fri., Sept. 11*	16-14	W	Boston Patriots	Ute Stadium, Salt Lake City, Utah	17,832	79°	Liske	Taliaferro
	86-94				165,269			

REGULAR SEASON (5-8-1 overall / 4th AFC West (1-4-1 Div.) / 3-3-1 home / 2-5 away)

Day/Date	Score	W/L	Opponent	Location	Attend.	Temp.	Den. QB	Opp. QB
Sun., Sept. 20	25-10	W	Buffalo Bills	War Memorial Stadium	34,882	75°	Liske	Darragh
Sun., Sept. 27	16-13	W	Pittsburgh Steelers	Mile High Stadium	50,705	64°	Liske	Bradshaw
Sun., Oct. 4	26-13	W	Kansas City Chiefs	Mile High Stadium	50,705	79°	Liske	Dawson
Sun., Oct. 11	23-35	L	Oakland Raiders	Oakland-Alameda County Coliseum	54,436	62°	Liske	Lamonica
Sun., Oct. 18	24-10	W	Atlanta Falcons	Mile High Stadium	50,705	61°	Liske	Berry
Sun., Oct. 25	14-19	L	San Francisco 49ers	Kezar Stadium	39,515	58°	Liske	Brodie
Sun., Nov. 1	3-19	L	Washington Redskins	Mile High Stadium	50,705	40°	Liske	Jurgensen
Sun., Nov. 8	21-24	L	San Diego Chargers	San Diego Stadium	48,327	70°	Tensi	Hadl
Sun., Nov. 15	19-24	L	Oakland Raiders	Mile High Stadium	50,959	50°	Tensi	Lamonica
Sun., Nov. 22	31-6	W	New Orleans Saints	Tulane Stadium	66,837	72°	Liske	Kilmer
Sun., Nov. 29	21-31	L	Houston Oilers	Astrodome	35,733	Ind.	Liske	Johnson, C.
Sun., Dec. 6	0-16	L	Kansas City Chiefs	Municipal Stadium	50,454	38°	Pastrana	Dawson
Sun., Dec. 13	17-17	T	San Diego Chargers	Mile High Stadium	50,959	48°	Pastrana	Hadl
Sun., Dec. 20	13-27	L	Cleveland Browns	Mile High Stadium	51,001	40°	Pastrana	Nelsen
	253-264				685,923			

1971

HEAD COACH: Lou Saban (9 games) & Jerry Smith (5 games)

PRESEASON (1-4)

Day/Date	Score	W/L	Opponent	Location	Attend.	Temp.	Den. QB	Opp. QB
Sat., Aug. 14*	13-17	L	Washington Redskins	Mile High Stadium	42,561	69°	Horn	Jurgensen
Sat., Aug. 21*	10-27	L	Atlanta Falcons	Memorial Stadium, Memphis, Tenn.	22,474	85°	Horn	Berry
Sat., Aug. 28*	17-33	L	San Francisco 49ers	Joe Albi Stadium, Spokane, Wash.	33,184	80°	Horn	Spurrier
Sat., Sept. 4*	14-7	W	Minnesota Vikings	Mile High Stadium	43,000	63°	Horn	Snead
Sun., Sept. 12*	17-33	L	Chicago Bears	Soldier Field	47,215	64°	Horn	Concannon
	71-117				188,434			

REGULAR SEASON (4-9-1 overall / 4th AFC West (1-5 Div.) / 2-4-1 home / 2-5 away)

Day/Date	Score	W/L	Opponent	Location	Attend.	Temp.	Den. QB	Opp. QB
Sun., Sept. 19	10-10	T	Miami Dolphins	Mile High Stadium	51,228	49°	Horn	Griese
Sun., Sept. 26	13-34	L	Green Bay Packers	Milwaukee County Stadium	47,957	59°	Horn	Hunter
Sun., Oct. 3	3-16	L	Kansas City Chiefs	Mile High Stadium	51,200	64°	Horn	Dawson
Sun., Oct. 10	16-27	L	Oakland Raiders	Mile High Stadium	51,200	82°	Horn	Lamonica
Sun., Oct. 17	20-16	W	San Diego Chargers	Mile High Stadium	51,200	62°	Horn	Hadl



Sun., Oct. 24	27-0	W	Cleveland Browns	Cleveland Stadium	75,674	60°	Horn	Nelsen
Sun., Oct. 31	16-17	L	Philadelphia Eagles	Veterans Stadium	65,358	63°	Horn	Arrington
Sun., Nov. 7	20-24	L	Detroit Lions	Mile High Stadium	51,200	58°	Horn	Landry
Sun., Nov. 14	10-24	L	Cincinnati Bengals — Lou Saban out, Jerry Smith in as head coach —	Mile High Stadium	51,200	56°	Horn	Carter
Sun., Nov. 21	10-28	L	Kansas City Chiefs	Municipal Stadium	49,945	41°	Ramsey	Dawson
Sun., Nov. 28	22-10	W	Pittsburgh Steelers	Three Rivers Stadium	39,710	42°	Ramsey	Bradshaw
Sun., Dec. 5	6-3	W	Chicago Bears	Mile High Stadium	51,200	50°	Ramsey	Douglass
Sun., Dec. 12	17-45	L	San Diego Chargers	San Diego Stadium	44,347	63°	Ramsey	Hadi
Sun., Dec. 19	13-21	L	Oakland Raiders	Oakland-Alameda County Coliseum	54,651	48°	Ramsey	Lamonica
	203-275				736,042			

1972

HEAD COACH: John Ralston

PRESEASON (2-3)

Day/Date	Score	W/L	Opponent	Location	Attend.	Temp.	Den. QB	Opp. QB
Fri., Aug. 11*	0-41	L	Washington Redskins	RFK Stadium	46,043	75°	Horn	Kilmer
Sat., Aug. 19*	13-17	L	St. Louis Cardinals	Busch Stadium	34,506	87°	Ramsey	Cuzzo
Sun., Aug. 27	27-24	W	San Francisco 49ers	Candlestick Park	58,115	69°	Johnson	Brodie
Sat., Sept. 2*	49-24	W	New England Patriots	Mile High Stadium	37,128	64°	Ramsey	Plunkett
Sun., Sept. 10	13-20	L	Baltimore Colts	Mile High Stadium	49,605	80°	Johnson	Unitas
	102-126				225,397			

REGULAR SEASON (5-9 overall / 3rd AFC West (2-4 Div.) / 3-4 home / 2-5 away)

Day/Date	Score	W/L	Opponent	Location	Attend.	Temp.	Den. QB	Opp. QB
Sun., Sept. 17	30-17	W	Houston Oilers	Mile High Stadium	51,656	84°	Ramsey	Pastorini
Sun., Sept. 24	14-37	L	San Diego Chargers	San Diego Stadium	49,048	70°	Ramsey	Hadi
Sun., Oct. 1	24-45	L	Kansas City Chiefs	Mile High Stadium	51,656	80°	Ramsey	Dawson
Sun., Oct. 8	10-21	L	Cincinnati Bengals	Riverfront Stadium	55,812	67°	Ramsey	Anderson
Sun., Oct. 15	20-23	L	Minnesota Vikings	Mile High Stadium	51,656	79°	Ramsey	Tarkenton
Sun., Oct. 22	30-23	W	Oakland Raiders	Oakland-Alameda County Coliseum	53,551	59°	Johnson	Lamonica
Sun., Oct. 29	20-27	L	Cleveland Browns	Mile High Stadium	51,656	37°	Johnson	Phipps
Sun., Nov. 5	17-29	L	New York Giants	Yankee Stadium	62,689	44°	Johnson	Snead
Sun., Nov. 12	16-10	W	Los Angeles Rams	L.A. Coliseum	65,398	68°	Johnson	Gabriel
Sun., Nov. 19	20-37	L	Oakland Raiders	Mile High Stadium	51,656	43°	Johnson	Lamonica
Sun., Nov. 26	20-23	L	Atlanta Falcons	Atlanta Stadium	58,850	43°	Johnson	Berry
Sun., Dec. 3	21-24	L	Kansas City Chiefs	Arrowhead Stadium	66,725	20°	Johnson	Dawson
Sun., Dec. 10	38-13	W	San Diego Chargers	Mile High Stadium	51,478	9°	Johnson	Hadi
Sun., Dec. 17	45-21	W	New England Patriots	Mile High Stadium	51,656	47°	Johnson	Plunkett
	325-350				773,487			

1973

HEAD COACH: John Ralston

PRESEASON (2-3)

Day/Date	Score	W/L	Opponent	Location	Attend.	Temp.	Den. QB	Opp. QB
Fri., Aug. 10*	10-14	L	Washington Redskins	RFK Stadium	38,923	87°	Johnson	Kilmer
Sat., Aug. 18*	38-17	W	St. Louis Cardinals	Mile High Stadium	39,088	82°	Ernst	Hart
Sun., Aug. 26	7-43	L	San Francisco 49ers	Candlestick Park	59,097	66°	Ramsey	Spurrier
Fri., Aug. 31*	16-14	W	Buffalo Bills	Mile High Stadium	42,336	71°	Johnson	Ferguson
Sun., Sept. 9	10-17	L	Baltimore Colts	Mile High Stadium	41,860	68°	Johnson	Donres
	81-105				221,315			

REGULAR SEASON (7-5-2 overall / 3rd AFC West (3-2-1 Div.) / 3-3-1 home / 4-2-1 away)

Day/Date	Score	W/L	Opponent	Location	Attend.	Temp.	Den. QB	Opp. QB
Sun., Sept. 16	28-10	W	Cincinnati Bengals	Mile High Stadium	49,059	45°	Johnson	Anderson
Sun., Sept. 23	34-36	L	San Francisco 49ers	Mile High Stadium	51,706	82°	Johnson	Brodie
Sun., Sept. 30	14-33	L	Chicago Bears	Mile High Stadium	51,159	74°	Johnson	Douglass
Sun., Oct. 7	14-16	L	Kansas City Chiefs	Arrowhead Stadium	71,414	72°	Johnson	Dawson
Sun., Oct. 14	48-20	W	Houston Oilers	Astrodome	32,801	Ind.	Johnson	Pastorini
Mon., Oct. 22*	23-23	T	Oakland Raiders	Mile High Stadium	51,270	65°	Johnson	Stabler
Sun., Oct. 28	40-28	W	New York Jets	Shea Stadium	55,108	54°	Johnson	Demory
Sun., Nov. 4	17-17	T	St. Louis Cardinals	Busch Stadium	46,565	48°	Johnson	Hart
Sun., Nov. 11	30-19	W	San Diego Chargers	Mile High Stadium	51,034	73°	Johnson	Clark, W.
Sun., Nov. 18	23-13	W	Pittsburgh Steelers	Three Rivers Stadium	48,580	43°	Johnson	Hanratty
Sun., Nov. 25	14-10	W	Kansas City Chiefs	Mile High Stadium	51,331	45°	Johnson	Livingston
Sun., Dec. 2	10-22	L	Dallas Cowboys	Mile High Stadium	51,508	54°	Johnson	Staubach
Sun., Dec. 9	42-28	W	San Diego Chargers	San Diego Stadium	44,954	78°	Johnson	Fouts
Sun., Dec. 16	17-21	L	Oakland Raiders	Oakland-Alameda County Coliseum	51,910	49°	Johnson	Stabler
	354-296				708,399			

1974

HEAD COACH: John Ralston

PRESEASON (4-2)

Day/Date	Score	W/L	Opponent	Location	Attend.	Temp.	Den. QB	Opp. QB
Sat., Aug. 3*	19-41	L	New York Jets	Mile High Stadium	27,599	73°	Hufnagel	Jones, J.
Sat., Aug. 10*	27-21	W	Minnesota Vikings	Mile High Stadium	23,822	71°	Hufnagel	Kaye
Sun., Aug. 18	10-3	W	San Francisco 49ers	Candlestick Park	29,908	66°	Hufnagel	Owen
Sat., Aug. 24*	31-21	W	Green Bay Packers	Lambeau Field	56,257	61°	Johnson	Tagge
Sat., Aug. 31*	27-21	W	New England Patriots	Joe Albi Stadium, Spokane, Wash.	18,000	78°	Johnson	Plunkett
Sun., Sept. 8*	14-20	L	Atlanta Falcons	Mile High Stadium	43,253	78°	Johnson	Lee
	128-127				198,839			

REGULAR SEASON (7-6-1 overall / 2nd AFC West (3-3 Div.) / 3-3-1 home / 4-3 away)

Day/Date	Score	W/L	Opponent	Location	Attend.	Temp.	Den. QB	Opp. QB
Sun., Sept. 15	10-17	L	Los Angeles Rams	Mile High Stadium	56,981	65°	Johnson	Hadi
Sun., Sept. 22	35-35	T	Pittsburgh Steelers (OT)	Mile High Stadium	50,858	74°	Johnson	Gilliam
Mon., Sept. 30*	3-30	L	Washington Redskins	RFK Stadium	54,395	67°	Johnson	Kilmer

Sun., Oct. 6	17-14	W	Kansas City Chiefs	Arrowhead Stadium	67,298	52°	Johnson	Livingston
Sun., Oct. 13	33-17	W	New Orleans Saints	Mile High Stadium	50,751	66°	Ramsey	Manning, A.
Sun., Oct. 20	27-7	W	San Diego Chargers	Mile High Stadium	50,748	75°	Johnson	Fouts
Sun., Oct. 27	21-23	L	Cleveland Browns	Cleveland Stadium	60,478	61°	Johnson	Phipps
Sun., Nov. 3	17-28	L	Oakland Raiders	Mile High Stadium	45,766	33°	Johnson	Stabler
Sun., Nov. 10	17-6	W	Baltimore Colts	Memorial Stadium	32,244	58°	Johnson	Domres
Mon., Nov. 18*	34-42	L	Kansas City Chiefs	Mile High Stadium	50,236	50°	Johnson	Dawson
Sun., Nov. 24	20-17	W	Oakland Raiders	Oakland-Alameda County Coliseum	51,224	62°	Johnson	Stabler
Thu., Nov. 28	31-27	W	Detroit Lions	Tiger Stadium	51,157	34°	Johnson	Landry
Sun., Dec. 8	37-14	W	Houston Oilers	Mile High Stadium	46,942	36°	Johnson	Patofrini
Sun., Dec. 15	0-17	L	San Diego Chargers	San Diego Stadium	35,756	70°	Ramsey	Freitas
	302-294				704,834			

1975

HEAD COACH: John Ralston

PRESEASON (3-3)

Day/Date	Score	W/L	Opponent	Location	Attend.	Temp.	Den. QB	Opp. QB
Sat., Aug. 9*	20-23	L	Baltimore Colts	Mile High Stadium	35,269	86°	Hufnagel	Jones, B.
Sat., Aug. 16*	21-24	L	New Orleans Saints	Superdome	40,089	Ind.	Ramsey	Manning, A.
Sat., Aug. 23*	27-21	W	Houston Oilers	Mile High Stadium	33,813	83°	Hufnagel	Dickey
Sat., Aug. 30*	13-0	W	Chicago Bears	Soldier Field	30,128	68°	Ramsey	Douglass
Sun., Sept. 7	10-44	L	San Francisco 49ers	Candlestick Park	45,686	62°	Johnson	Snead
Sun., Sept. 14	21-17	W	St. Louis Cardinals	Mile High Stadium	45,631	73°	Johnson	Hart
	112-129				230,616			

REGULAR SEASON (6-8 overall / 2nd AFC West (3-3 Div.) / 5-2 home / 1-6 away)

Day/Date	Score	W/L	Opponent	Location	Attend.	Temp.	Den. QB	Opp. QB
Sun., Sept. 21	37-33	W	Kansas City Chiefs	Mile High Stadium	51,858	58°	Johnson	Livingston
Mon., Sept. 29*	23-13	W	Green Bay Packers	Mile High Stadium	52,491	64°	Johnson	Hadl
Sun., Oct. 5	14-38	L	Buffalo Bills	Rich Stadium	79,798	70°	Johnson	Ferguson
Sun., Oct. 12	9-20	L	Pittsburgh Steelers	Three Rivers Stadium	49,164	56°	Johnson	Bradshaw
Sun., Oct. 19	16-15	W	Cleveland Browns	Mile High Stadium	52,540	77°	Johnson	Phipps
Sun., Oct. 26	13-26	L	Kansas City Chiefs	Arrowhead Stadium	70,043	55°	Johnson	Livingston
Sun., Nov. 2	17-42	L	Oakland Raiders	Mile High Stadium	52,330	62°	Ramsey	Stabler
Sun., Nov. 9	16-17	L	Cincinnati Bengals	Mile High Stadium	49,702	36°	Ramsey	Anderson
Sun., Nov. 16	27-17	W	San Diego Chargers	San Diego Stadium	26,048	70°	Ramsey	Fouts
Sun., Nov. 23	21-35	L	Atlanta Falcons	Atlanta-Fulton County Stadium	28,686	39°	Ramsey	Bradkowski
Sun., Nov. 30	13-10	W	San Diego Chargers (OT)	Mile High Stadium	44,982	33°	Ramsey	Freitas
Mon., Dec. 8*	10-17	L	Oakland Raiders	Oakland-Alameda County Coliseum	51,075	57°	Hufnagel	Stabler
Sun., Dec. 14	25-10	W	Philadelphia Eagles	Mile High Stadium	36,860	18°	Ramsey	Boryla
Sat., Dec. 20	13-14	L	Miami Dolphins	Orange Bowl	43,064	75°	Ramsey	Strock
	254-307				688,641			

1976

HEAD COACH: John Ralston

PRESEASON (5-2)

Day/Date	Score	W/L	Opponent	Location	Attend.	Temp.	Den. QB	Opp. QB
Sat., July 24	10-7	W	Detroit Lions	Fawcett Stadium (Canton, Ohio; Hall of Fame Game)	17,639	78°	Ramsey	Reed
Sat., July 31*	14-15	L	Chicago Bears	Mile High Stadium	22,495	73°	Hufnagel	Avellini
Sun., Aug. 8	7-17	L	San Francisco 49ers	Candlestick Park	40,052	65°	Ramsey	Bull
Sat., Aug. 14*	13-9	W	Dallas Cowboys	Texas Stadium	54,567	97°	Ramsey	Staubach
Sat., Aug. 21*	52-7	W	Seattle Seahawks	Mile High Stadium	22,887	84°	Ramsey	Zorn
Sat., Aug. 28*	21-17	W	St. Louis Cardinals	Busch Stadium	39,808	85°	Ramsey	Hart
Sun., Sept. 5	30-17	W	Minnesota Vikings	Mile High Stadium	52,129	87°	Ramsey	Tarkenton
	146-89				249,577			

REGULAR SEASON (9-5 overall / 2nd AFC West (5-2 Div.) / 6-1 home / 3-4 away)

Day/Date	Score	W/L	Opponent	Location	Attend.	Temp.	Den. QB	Opp. QB
Sun., Sept. 12	7-17	L	Cincinnati Bengals	Riverfront Stadium	53,464	73°	Ramsey	Anderson
Sun., Sept. 19	46-3	W	New York Jets	Mile High Stadium	62,519	58°	Ramsey	Namath
Sun., Sept. 26	44-13	W	Cleveland Browns	Mile High Stadium	62,758	58°	Ramsey	Sipe
Sun., Oct. 3	26-0	W	San Diego Chargers	Mile High Stadium	62,486	71°	Ramsey	Fouts
Sun., Oct. 10	3-17	L	Houston Oilers	Astrodome	47,928	Ind.	Ramsey	Pastorini
Sun., Oct. 17	10-17	L	Oakland Raiders	Mile High Stadium	63,241	69°	Ramsey	Stabler
Sun., Oct. 24	35-26	W	Kansas City Chiefs	Arrowhead Stadium	57,961	43°	Ramsey	Livingston
Sun., Oct. 31	6-19	L	Oakland Raiders	Oakland-Alameda County Coliseum	52,169	62°	Ramsey	Stabler
Sun., Nov. 7	48-13	W	Tampa Bay Buccaneers	Mile High Stadium	62,503	57°	Ramsey	Spurrier
Sun., Nov. 14	17-0	W	San Diego Chargers	San Diego Stadium	32,017	66°	Ramsey	Fouts
Sun., Nov. 21	14-13	W	New York Giants	Mile High Stadium	62,961	40°	Ramsey	Morton
Sun., Nov. 28	14-38	L	New England Patriots	Schaefer Stadium	61,128	56°	Ramsey	Grogan
Sun., Dec. 5	17-16	W	Kansas City Chiefs	Mile High Stadium	57,995	34°	Penrose	Livingston
Sun., Dec. 12	28-14	W	Chicago Bears	Soldier Field	44,459	30°	Penrose	Avellini
	315-206				783,589			

1977

HEAD COACH: Red Miller

PRESEASON (5-1)

Day/Date	Score	W/L	Opponent	Location	Attend.	Temp.	Den. QB	Opp. QB
Fri., Aug. 5*	14-8	W	Baltimore Colts	Mile High Stadium	40,059	68°	Morton	Jones, B.
Sat., Aug. 13*	15-7	W	St. Louis Cardinals	Mile High Stadium	44,001	79°	Weese	Wells
Sat., Aug. 20*	10-2	W	Atlanta Falcons	Atlanta-Fulton County Stadium	21,239	78°	Penrose	McQuiken
Sat., Aug. 28*	24-28	L	Philadelphia Eagles	Veterans Stadium	29,532	86°	Spurrier	Jaworski
Fri., Sept. 2*	27-10	W	Seattle Seahawks	Kingdome	54,916	Ind.	Morton	Zorn
Sat., Sept. 10*	20-0	W	San Francisco 49ers	Candlestick Park	36,441	66°	Morton	Plunkett
	110-55				226,188			

REGULAR SEASON (12-2 overall / 1st AFC West (6-1 Div.) / 6-1 home / 6-1 away)

Day/Date	Score	W/L	Opponent	Location	Attend.	Temp.	Den. QB	Opp. QB
Sun., Sept. 18	7-0	W	St. Louis Cardinals	Mile High Stadium	75,002	71°	Morton	Hart
Sun., Sept. 25	26-6	W	Buffalo Bills	Mile High Stadium	74,737	80°	Morton	Ferguson
Sun., Oct. 2	24-13	W	Seattle Seahawks	Kingdome	53,108	Ind.	Morton	Myer
Sun., Oct. 9	23-7	W	Kansas City Chiefs	Mile High Stadium	74,718	68°	Morton	Livingston
Sun., Oct. 16	30-7	W	Oakland Raiders	Oakland-Alameda County Coliseum	53,616	62°	Morton	Stabler
Sun., Oct. 23	24-13	W	Cincinnati Bengals	Riverfront Stadium	54,395	59°	Morton	Reaves
Sun., Oct. 30	14-24	L	Oakland Raiders	Mile High Stadium	75,007	67°	Morton	Stabler
Sun., Nov. 6	21-7	W	Pittsburgh Steelers	Mile High Stadium	74,967	62°	Morton	Bradshaw
Sun., Nov. 13	17-14	W	San Diego Chargers	San Diego Stadium	45,211	73°	Morton	Harris, J.
Sun., Nov. 20	14-7	W	Kansas City Chiefs	Arrowhead Stadium	54,050	52°	Morton	Livingston
Sun., Nov. 27	27-13	W	Baltimore Colts	Mile High Stadium	74,939	47°	Morton	Jones, B.
Sun., Dec. 4	24-14	W	Houston Oilers	Astrodome	46,875	Ind.	Morton	Pastorini
Sun., Dec. 11	17-9	W	San Diego Chargers	Mile High Stadium	74,905	64°	Morton	Fouts
Sun., Dec. 18	6-14	L	Dallas Cowboys	Texas Stadium	63,752	77°	Morton	Staubach

274-148

1977 AFC DIVISIONAL PLAYOFF GAME

Sat., Dec. 24	34-21	W	Pittsburgh Steelers	Mile High Stadium	75,011	43°	Morton	Bradshaw
---------------	-------	---	---------------------	-------------------	--------	-----	--------	----------

1977 AFC CHAMPIONSHIP GAME

Sun., Jan. 1	20-17	W	Oakland Raiders	Mile High Stadium	74,982	18°	Morton	Stabler
--------------	-------	---	-----------------	-------------------	--------	-----	--------	---------

SUPER BOWL XII

Sun., Jan. 15	10-27	L	Dallas Cowboys	Louisiana Superdome, New Orleans	75,583	Ind.	Morton	Staubach
---------------	-------	---	----------------	----------------------------------	--------	------	--------	----------

1978
HEAD COACH: Red Miller

PRESEASON (2-2)

Day/Date	Score	W/L	Opponent	Location	Attend.	Temp.	Den. QB	Opp. QB
Sat., Aug. 5*	17-12	W	Houston Oilers	Astrodome	48,027	Ind.	Morton	Pastorini
Sat., Aug. 12*	14-21	L	Dallas Cowboys	Mile High Stadium	74,619	91°	Morton	Staubach
Sat., Aug. 19*	23-13	W	Buffalo Bills	Rich Stadium	18,301	82°	Morton	Johnson, K.
Fri., Aug. 25*	13-24	L	San Francisco 49ers	Mile High Stadium	73,559	75°	Morton	Plunkett

214,506

REGULAR SEASON (10-6 overall / 1st AFC West (7-1 Div.) / 6-2 home / 4-4 away)

Day/Date	Score	W/L	Opponent	Location	Attend.	Temp.	Den. QB	Opp. QB
Sun., Sept. 3	14-6	W	Oakland Raiders	Mile High Stadium	74,904	90°	Morton	Stabler
Mon., Sept. 11*	9-12	L	Minnesota Vikings (OT)	Metropolitan Stadium	46,508	79°	Morton	Tarkenton
Sun., Sept. 17	27-14	W	San Diego Chargers	Mile High Stadium	74,983	70°	Morton	Fouts
Sun., Sept. 24	23-17	W	Kansas City Chiefs (OT)	Arrowhead Stadium	60,593	83°	Morton	Livingston
Sun., Oct. 1	28-7	W	Seattle Seahawks	Mile High Stadium	74,989	83°	Weese	Zorn
Sun., Oct. 8	0-23	L	San Diego Chargers	San Diego Stadium	50,077	73°	Morton	Fouts
Mon., Oct. 16*	16-7	W	Chicago Bears	Mile High Stadium	75,008	65°	Penrose	Avellini
Sun., Oct. 22	6-7	L	Baltimore Colts	Memorial Stadium	54,057	75°	Morton	Troup
Sun., Oct. 29	20-17	W	Seattle Seahawks (OT)	Kingdome	62,948	Ind.	Morton	Zorn
Sun., Nov. 5	28-31	L	New York Jets	Mile High Stadium	74,983	49°	Penrose	Robinson, M.
Sun., Nov. 12	19-7	W	Cleveland Browns	Cleveland Stadium	70,856	48°	Morton	Sipe
Sun., Nov. 19	16-3	W	Green Bay Packers	Mile High Stadium	74,965	35°	Morton	Whitehurst
Thu., Nov. 23	14-17	L	Detroit Lions	Silverdome	71,785	Ind.	Morton	Danielson
Sun., Dec. 3*	21-6	W	Oakland Raiders	Oakland-Alameda County Coliseum	53,932	52°	Morton	Stabler
Sun., Dec. 10	24-3	W	Kansas City Chiefs	Mile High Stadium	74,149	35°	Morton	Livingston
Sat., Dec. 16	17-21	L	Pittsburgh Steelers	Mile High Stadium	74,104	35°	Morton	Bradshaw

282-198

1,067,693

1978 AFC DIVISIONAL PLAYOFF GAME

Sat., Dec. 30	10-33	L	Pittsburgh Steelers	Three Rivers Stadium	48,921	33°	Morton	Bradshaw
---------------	-------	---	---------------------	----------------------	--------	-----	--------	----------

1979
HEAD COACH: Red Miller

PRESEASON (3-1)

Day/Date	Score	W/L	Opponent	Location	Attend.	Temp.	Den. QB	Opp. QB
Sat., Aug. 4*	6-7	L	Dallas Cowboys	Texas Stadium	61,192	91°	Weese	Staubach
Sat., Aug. 11*	13-6	W	Washington Redskins	Mile High Stadium	58,799	78°	Morton	Theismann
Sat., Aug. 18*	21-0	W	San Francisco 49ers	Candlestick Park	34,133	60°	Penrose	Montana
Fri., Aug. 24*	20-17	W	New England Patriots (OT)	Mile High Stadium	75,103	69°	Weese	Grogan

229,227

REGULAR SEASON (10-6 overall / 2nd AFC West (4-4 Div.) / 6-2 home / 4-4 away)

Day/Date	Score	W/L	Opponent	Location	Attend.	Temp.	Den. QB	Opp. QB
Sun., Sept. 2	10-0	W	Cincinnati Bengals	Mile High Stadium	74,788	85°	Weese	Anderson
Thu., Sept. 6*	9-13	L	Los Angeles Rams	Mile High Stadium	74,884	83°	Weese	Haden
Sun., Sept. 16	20-17	W	Atlanta Falcons (OT)	Atlanta-Fulton County Stadium	57,677	70°	Weese	Bartkowski
Sun., Sept. 23	37-34	W	Seattle Seahawks	Mile High Stadium	74,879	81°	Weese	Zorn
Sun., Sept. 30	3-27	L	Oakland Raiders	Oakland-Alameda County Coliseum	52,632	72°	Weese	Stabler
Sun., Oct. 7	7-0	W	San Diego Chargers	Mile High Stadium	74,997	85°	Weese	Fouts
Sun., Oct. 14	24-10	W	Kansas City Chiefs	Arrowhead Stadium	74,292	59°	Morton	Fuller
Mon., Oct. 22*	7-42	L	Pittsburgh Steelers	Three Rivers Stadium	49,699	70°	Morton	Bradshaw
Sun., Oct. 28	20-3	W	Kansas City Chiefs	Mile High Stadium	74,908	62°	Morton	Livingston
Sun., Nov. 4	10-3	W	New Orleans Saints	Mile High Stadium	74,482	48°	Morton	Manning, A.
Sun., Nov. 11	45-10	W	New England Patriots	Mile High Stadium	74,379	39°	Morton	Grogan
Sun., Nov. 18	38-28	W	San Francisco 49ers	Candlestick Park	42,910	62°	Morton	DeBerg
Sun., Nov. 25	10-14	L	Oakland Raiders	Mile High Stadium	74,186	40°	Morton	Stabler
Sun., Dec. 2	19-16	W	Buffalo Bills	Rich Stadium	37,886	24°	Morton	Ferguson
Sat., Dec. 8	23-28	L	Seattle Seahawks	Kingdome	60,038	Ind.	Morton	Zorn
Mon., Dec. 17*	7-17	L	San Diego Chargers	San Diego Stadium	51,906	68°	Morton	Fouts

289-262

1,024,543

1979 AFC WILD CARD PLAYOFF GAME

Sun., Dec. 23	7-13	L	Houston Oilers	Astrodome	48,776	Ind.	Morton	Pastorini
---------------	------	---	----------------	-----------	--------	------	--------	-----------

1980

HEAD COACH: Red Miller

PRESEASON (2-2)

Day/Date	Score	W/L	Opponent	Location	Attend.	Temp.	Den. QB	Opp. QB
Sat., Aug. 9*	17-6	W	Cincinnati Bengals	Mile High Stadium	67,532	76°	Robinson	Anderson
Sat., Aug. 16*	6-9	L	New York Giants	Giants Stadium	30,904	73°	Morton	Sirrms
Sat., Aug. 23*	13-26	L	Los Angeles Rams	Mile High Stadium	73,946	76°	Robinson	Haden
Sat., Aug. 30*	38-0	W	Green Bay Packers	Lambeau Field	53,060	72°	Robinson	Dickey
	74-41				225,442			

REGULAR SEASON (8-8 overall / 4th AFC West (3-5 Div.) / 4-4 home / 4-4 away)

Day/Date	Score	W/L	Opponent	Location	Attend.	Temp.	Den. QB	Opp. QB
Sun., Sept. 7	6-27	L	Philadelphia Eagles	Veterans Stadium	70,307	81°	Robinson	Jaworski
Sun., Sept. 14	41-20	W	Dallas Cowboys	Mile High Stadium	74,919	77°	Robinson	White
Sun., Sept. 21	13-30	L	San Diego Chargers	Mile High Stadium	74,970	81°	Robinson	Fouts
Mon., Sept. 29*	14-23	L	New England Patriots	Schaefer Stadium	59,602	51°	Robinson	Grogan
Sun., Oct. 5	19-16	W	Cleveland Browns	Cleveland Stadium	81,065	42°	Robinson	Sipe
Mon., Oct. 13	20-17	W	Washington Redskins	Mile High Stadium	74,657	69°	Robinson	Theismann
Sun., Oct. 19	17-23	L	Kansas City Chiefs	Mile High Stadium	74,459	63°	Morton	Fuller
Sun., Oct. 26	14-9	W	New York Giants	Giants Stadium	67,598	48°	Morton	Simmis
Sun., Nov. 2	16-20	L	Houston Oilers	Mile High Stadium	74,717	68°	Morton	Stabler
Sun., Nov. 9	20-13	W	San Diego Chargers	San Diego Stadium	51,435	69°	Morton	Fouts
Sun., Nov. 16	31-24	W	New York Jets	Mile High Stadium	72,114	28°	Morton	Todd
Sun., Nov. 23	36-20	W	Seattle Seahawks	Mile High Stadium	73,274	34°	Morton	Zorn
Mon., Dec. 1*	3-9	L	Oakland Raiders	Oakland-Alameda County Coliseum	51,583	56°	Morton	Plunkett
Sun., Dec. 7	14-31	L	Kansas City Chiefs	Arrowhead Stadium	40,237	41°	Morton	Kenney
Sun., Dec. 14	21-24	L	Oakland Raiders	Mile High Stadium	73,974	65°	Morton	Plunkett
Sun., Dec. 21	25-17	W	Seattle Seahawks	Kingdome	51,853	Ind.	Robinson	Zorn
	310-323				1,066,764			

1981

HEAD COACH: Dan Reeves

PRESEASON (2-2)

Day/Date	Score	W/L	Opponent	Location	Attend.	Temp.	Den. QB	Opp. QB
Fri., Aug. 7*	7-33	L	New York Jets	Mile High Stadium	63,644	75°	Robinson	Todd
Sat., Aug. 15*	14-24	L	Miami Dolphins	Orange Bowl	41,502	82°	Morton	Woodley
Sat., Aug. 22*	17-7	W	Green Bay Packers	Mile High Stadium	72,450	66°	Morton	Dickey
Sat., Aug. 29*	24-20	W	Cincinnati Bengals	Riverfront Stadium	41,713	74°	Morton	Anderson
	62-84				219,309			

REGULAR SEASON (10-6 overall / 2nd AFC West (5-3 Div.) / 8-0 home / 2-6 away)

Day/Date	Score	W/L	Opponent	Location	Attend.	Temp.	Den. QB	Opp. QB
Sun., Sept. 6	9-7	W	Oakland Raiders	Mile High Stadium	74,796	74°	Morton	Plunkett
Sun., Sept. 13	10-13	L	Seattle Seahawks	Kingdome	58,513	Ind.	Morton	Zorn
Sun., Sept. 20	28-10	W	Baltimore Colts	Mile High Stadium	74,804	84°	Morton	Jones, B.
Sun., Sept. 27	42-24	W	San Diego Chargers	Mile High Stadium	74,844	82°	Morton	Fouts
Sun., Oct. 4	17-0	W	Oakland Raiders	Oakland-Alameda County Coliseum	51,035	60°	Morton	Plunkett
Sun., Oct. 11	27-21	W	Detroit Lions	Mile High Stadium	74,816	79°	Morton	Komlo
Sun., Oct. 18	14-28	L	Kansas City Chiefs	Arrowhead Stadium	74,672	55°	Morton	Kenney
Sun., Oct. 25	7-9	L	Buffalo Bills	Rich Stadium	77,757	56°	Morton	Ferguson
Mon., Nov. 2*	19-17	W	Minnesota Vikings	Mile High Stadium	74,834	48°	Morton	Kramer
Sun., Nov. 8	23-20	W	Cleveland Browns (OT)	Mile High Stadium	74,859	48°	Morton	Sipe
Sun., Nov. 15	24-7	W	Tampa Bay Buccaneers	Tampa Stadium	64,518	69°	Morton	Williams, D.
Sun., Nov. 22	21-38	L	Cincinnati Bengals	Riverfront Stadium	57,207	32°	DeBerg	Anderson
Sun., Nov. 29	17-34	L	San Diego Chargers	Jack Murphy Stadium	51,533	66°	Morton	Fouts
Sun., Dec. 6	16-13	W	Kansas City Chiefs	Mile High Stadium	74,744	68°	Morton	Fuller
Sun., Dec. 13	23-13	W	Seattle Seahawks	Mile High Stadium	74,527	45°	Morton	Krieg
Sun., Dec. 20	24-35	L	Chicago Bears	Soldier Field	40,125	14°	Morton	Evans, V.
	321-289				1,073,636			

1982

HEAD COACH: Dan Reeves

PRESEASON (4-0)

Day/Date	Score	W/L	Opponent	Location	Attend.	Temp.	Den. QB	Opp. QB
Sat., Aug. 14*	33-20	W	Los Angeles Rams	Anaheim Stadium	57,482	69°	DeBerg	Jones, B.
Sat., Aug. 21*	17-14	W	Miami Dolphins	Mile High Stadium	74,465	79°	Morton	Strock
Sat., Aug. 28*	27-17	W	Minnesota Vikings	Mile High Stadium	73,371	85°	Morton	Wilson, W.
Sat., Sept. 4*	20-13	W	New York Jets	Giants Stadium	43,820	65°	Morton	Todd
	97-64				249,138			

REGULAR SEASON (2-7 overall / 12th in Conference (0-6 vs. Div. Opp.) / 1-4 home / 1-3 away)

Day/Date	Score	W/L	Opponent	Location	Attend.	Temp.	Den. QB	Opp. QB
Sun., Sept. 12	3-23	L	San Diego Chargers	Mile High Stadium	73,564	56°	Morton	Fouts
Sun., Sept. 19	24-21	W	San Francisco 49ers	Mile High Stadium	73,899	65°	Morton	Montana
—57-day player strike cancels or postpones eight games—								
Sun., Sept. 26			canceled/players' strike	at New Orleans				
Sun., Oct. 3			canceled/players' strike	Pittsburgh				
Sun., Oct. 10			canceled/players' strike	at N.Y. Jets				
Sun., Oct. 17			canceled/players' strike	at Houston				
Sun., Oct. 24			canceled/players' strike	Los Angeles Raiders				
Sun., Oct. 31			canceled/players' strike	Buffalo				
Sun., Nov. 7			postponed/players' strike	at Seattle (rescheduled for Jan. 2)				
Sun., Nov. 14			canceled/players' strike	at Kansas City				
Sun., Nov. 21	10-17	L	Seattle Seahawks	Mile High Stadium	73,916	48°	Morton	Zorn
Sun., Nov. 28	20-30	L	San Diego Chargers	Jack Murphy Stadium	47,629	68°	DeBerg	Fouts
Sun., Dec. 5	27-34	L	Atlanta Falcons	Mile High Stadium	73,984	46°	DeBerg	Barkowski
Sun., Dec. 12	27-24	W	Los Angeles Rams	Anaheim Stadium	48,112	77°	DeBerg	Ferragamo
Sun., Dec. 19	16-37	L	Kansas City Chiefs	Mile High Stadium	74,192	55°	DeBerg	Kenney
Sun., Dec. 26	10-27	L	Los Angeles Raiders	L.A. Coliseum	44,160	68°	DeBerg	Plunkett
Sun., Jan. 2	11-13	L	Seattle Seahawks	Kingdome	43,145	Ind.	Herrmann	Zorn
	148-226				552,601			

1983

HEAD COACH: Dan Reeves

PRESEASON (3-1)

Day/Date	Score	W/L	Opponent	Location	Attend.	Temp.	Den. QB	Opp. QB
Fri., Aug. 5*	10-7	W	Seattle Seahawks	Mile High Stadium	53,887	70°	DeBerg	Zorn
Sat., Aug. 13*	21-10	W	Atlanta Falcons	Mile High Stadium	73,199	66°	DeBerg	Bartkowski
Sat., Aug. 20*	19-10	W	Cleveland Browns	Mile High Stadium	73,244	82°	DeBerg	McDonald
Fri., Aug. 26*	3-34	L	Minnesota Vikings	Hubert H. Humphrey Metrodome	59,435	Ind.	Elway	Kramer
	53-61				259,765			

REGULAR SEASON (9-7 overall / 3rd AFC West (3-5 Div.) / 6-2 home / 3-5 away)

Day/Date	Score	W/L	Opponent	Location	Attend.	Temp.	Den. QB	Opp. QB
Sun., Sept. 4	14-10	W	Pittsburgh Steelers	Three Rivers Stadium	58,233	79°	Elway	Stoudt
Sun., Sept. 11	17-10	W	Baltimore Colts	Memorial Stadium	52,613	99°	Elway	Pagel
Sun., Sept. 18	10-13	L	Philadelphia Eagles	Mile High Stadium	74,202	73°	Elway	Jaworski
Sun., Sept. 25	7-22	L	Los Angeles Raiders	Mile High Stadium	74,289	76°	Elway	Plunkett
Sun., Oct. 2	14-31	L	Chicago Bears	Soldier Field	58,210	73°	Elway	McMahon
Sun., Oct. 9	26-14	W	Houston Oilers	Astrodome	44,209	Ind.	DeBerg	Nielsen
Sun., Oct. 16	24-17	W	Cincinnati Bengals	Mile High Stadium	74,305	55°	DeBerg	Schoenert
Sun., Oct. 23	14-6	W	San Diego Chargers	Mile High Stadium	74,581	76°	DeBerg	Luther
Sun., Oct. 30	27-24	W	Kansas City Chiefs	Mile High Stadium	74,640	72°	DeBerg	Kenney
Sun., Nov. 6	19-27	L	Seattle Seahawks	Kingdome	61,189	Ind.	DeBerg	Krieg
Sun., Nov. 13	20-22	L	Los Angeles Raiders	L.A. Coliseum	51,945	71°	Elway	Plunkett
Sun., Nov. 20	38-27	W	Seattle Seahawks	Mile High Stadium	74,710	50°	Kubiak	Krieg
Sun., Nov. 27	7-31	L	San Diego Chargers	Jack Murphy Stadium	43,650	68°	Elway	Fouts
Sun., Dec. 4	27-6	W	Cleveland Browns	Mile High Stadium	70,912	43°	Elway	Sipe
Sun., Dec. 11	21-19	W	Baltimore Colts	Mile High Stadium	74,854	44°	Elway	Pagel
Sun., Dec. 18	17-48	L	Kansas City Chiefs	Arrowhead Stadium	11,377	0°	Elway	Kenney
	302-327				973,188			

1983 AFC WILD CARD PLAYOFF GAME

Sat., Dec. 24	7-31	L	Seattle Seahawks	Kingdome	64,275	Ind.	DeBerg	Krieg
---------------	------	---	------------------	----------	--------	------	--------	-------

1984

HEAD COACH: Dan Reeves

PRESEASON (3-1)

Day/Date	Score	W/L	Opponent	Location	Attend.	Temp.	Den. QB	Opp. QB
Sat., Aug. 4*	13-16	L	Washington Redskins	Mile High Stadium	31,716	65°	Elway	Theismann
Sat., Aug. 11*	21-20	W	San Francisco 49ers	Mile High Stadium	70,211	85°	Elway	Montana
Sat., Aug. 18*	31-0	W	Indianapolis Colts	Mile High Stadium	68,951	75°	Elway	Pagel
Fri., Aug. 24*	24-13	W	Atlanta Falcons	Atlanta-Fulton County Stadium	30,988	80°	Elway	Moroski
	89-49				201,866			

REGULAR SEASON (13-3 overall / 1st AFC West (6-2 Div.) / 7-1 home / 6-2 away)

Day/Date	Score	W/L	Opponent	Location	Attend.	Temp.	Den. QB	Opp. QB
Sun., Sept. 2	20-17	W	Cincinnati Bengals	Mile High Stadium	74,178	75°	Elway	Anderson
Sun., Sept. 9	0-27	L	Chicago Bears	Soldier Field	54,335	69°	Kubiak	McMahon
Sun., Sept. 16*	24-14	W	Cleveland Browns	Cleveland Stadium	61,980	52°	Elway	McDonald
Sun., Sept. 23	21-0	W	Kansas City Chiefs	Mile High Stadium	74,263	84°	Elway	Blackledge
Sun., Sept. 30	16-13	W	Los Angeles Raiders	Mile High Stadium	74,833	69°	Elway	Plunkett
Sun., Oct. 7	28-7	W	Detroit Lions	Silverdome	55,836	Ind.	Elway	Danielson
Mon., Oct. 15*	17-14	W	Green Bay Packers	Mile High Stadium	62,546	29°	Elway	Dickey
Sun., Oct. 21	37-7	W	Buffalo Bills	Rich Stadium	31,204	70°	Elway	Ferguson
Sun., Oct. 28	22-19	W	Los Angeles Raiders (OT)	L.A. Coliseum	91,020	68°	Kubiak	Wilson, M.
Sun., Nov. 4	26-19	W	New England Patriots	Mile High Stadium	74,908	54°	Elway	Eason
Sun., Nov. 11	16-13	W	San Diego Chargers	Jack Murphy Stadium	53,162	69°	Elway	Fouts
Sun., Nov. 18	42-21	W	Minnesota Vikings	Mile High Stadium	74,716	52°	Elway	Kramer
Sun., Nov. 25	24-27	L	Seattle Seahawks	Mile High Stadium	74,922	47°	Elway	Krieg
Sun., Dec. 2	13-16	L	Kansas City Chiefs	Arrowhead Stadium	38,494	28°	Elway	Kenney
Sun., Dec. 9	16-13	W	San Diego Chargers	Mile High Stadium	74,867	59°	Elway	Luther
Sat., Dec. 15	31-14	W	Seattle Seahawks	Kingdome	64,411	Ind.	Elway	Krieg
	353-241				1,032,737			

1984 AFC DIVISIONAL PLAYOFF GAME

Sun., Dec. 30	17-24	L	Pittsburgh Steelers	Mile High Stadium	74,981	52°	Elway	Malone
---------------	-------	---	---------------------	-------------------	--------	-----	-------	--------

1985

HEAD COACH: Dan Reeves

PRESEASON (2-2)

Day/Date	Score	W/L	Opponent	Location	Attend.	Temp.	Den. QB	Opp. QB
Sat., Aug. 10*	20-30	L	New York Giants	Mile High Stadium	49,374	81°	Elway	Rutledge
Mon., Aug. 19*	20-13	W	San Francisco 49ers	Candlestick Park	55,425	65°	Elway	Montana
Sat., Aug. 24*	20-3	W	Indianapolis Colts	Mile High Stadium	71,406	79°	Elway	Schlichter
Fri., Aug. 30*	9-13	L	Minnesota Vikings	Mile High Stadium	69,373	88°	Stankavage	Kramer
	69-59				245,578			

REGULAR SEASON (11-5 overall / 2nd AFC West (5-3 Div.) / 6-2 home / 5-3 away)

Day/Date	Score	W/L	Opponent	Location	Attend.	Temp.	Den. QB	Opp. QB
Sun., Sept. 8	16-20	L	Los Angeles Rams	Anaheim Stadium	52,522	86°	Elway	Brock
Sun., Sept. 15	34-23	W	New Orleans Saints	Mile High Stadium	74,488	81°	Elway	Wilson, D.
Sun., Sept. 22	44-28	W	Atlanta Falcons	Atlanta-Fulton County Stadium	37,903	80°	Elway	Bartkowski
Sun., Sept. 29	26-30	L	Miami Dolphins	Mile High Stadium	73,614	29°	Elway	Marino
Sun., Oct. 6	31-20	W	Houston Oilers	Mile High Stadium	74,699	74°	Elway	Moon
Sun., Oct. 13	15-10	W	Indianapolis Colts	Hoosier Dome	60,128	Ind.	Elway	Pagel
Sun., Oct. 20	13-10	W	Seattle Seahawks (OT)	Mile High Stadium	74,899	67°	Elway	Krieg
Sun., Oct. 27	30-10	W	Kansas City Chiefs	Arrowhead Stadium	68,248	70°	Elway	Kenney
Sun., Nov. 3	10-30	L	San Diego Chargers	Jack Murphy Stadium	57,312	75°	Elway	Fouts

Mon., Nov. 11*	17-16	W	San Francisco 49ers	Mile High Stadium	73,173	20°	Elway	Montana
Sun., Nov. 17	30-24	W	San Diego Chargers (OT)	Mile High Stadium	74,376	41°	Elway	Fouts
Sun., Nov. 24	28-31	L	Los Angeles Raiders (OT)	L.A. Coliseum	63,161	63°	Elway	Wilson, M.
Sun., Dec. 1	31-23	W	Pittsburgh Steelers	Three Rivers Stadium	56,797	55°	Elway	Woodley
Sun., Dec. 8	14-17	L	Los Angeles Raiders (OT)	Mile High Stadium	75,042	36°	Elway	Wilson, M.
Sat., Dec. 14	14-13	W	Kansas City Chiefs	Mile High Stadium	69,209	51°	Elway	Blackledge
Fri., Dec. 20*	27-24	W	Seattle Seahawks	Kingdome	56,283	Ind.	Elway	Krieg
	380-329				1,041,854			

1986

HEAD COACH: Dan Reeves

PRESEASON (2-2)

Day/Date	Score	W/L	Opponent	Location	Attend.	Temp.	Den. QB	Opp. QB
Sat., Aug. 9*	7-10	L	New Orleans Saints	Mile High Stadium	47,408	73°	Elway	Hebert
Sat., Aug. 16*	27-29	L	Minnesota Vikings	Metrodome	53,193	Ind.	Elway	Kramer
Sat., Aug. 23*	14-9	W	San Francisco 49ers	Mile High Stadium	73,592	67°	Elway	Kemp
Fri., Aug. 29*	19-10	W	Los Angeles Rams	Mile High Stadium	71,737	84°	Elway	Dils
	67-48				245,930			

REGULAR SEASON (11-5 overall / 1st AFC West (5-3 Div.) / 7-1 home / 4-4 away)

Day/Date	Score	W/L	Opponent	Location	Attend.	Temp.	Den. QB	Opp. QB
Sun., Sept. 7	38-36	W	Los Angeles Raiders	Mile High Stadium	75,695	51°	Elway	Wilson, M.
Mon., Sept. 15*	21-10	W	Pittsburgh Steelers	Three Rivers Stadium	57,305	74°	Elway	Malone
Sun., Sept. 21	33-7	W	Philadelphia Eagles	Veterans Stadium	63,839	72°	Elway	Jaworski
Sun., Sept. 28	27-20	W	New England Patriots	Mile High Stadium	75,804	65°	Elway	Eason
Sun., Oct. 5	29-14	W	Dallas Cowboys	Mile High Stadium	76,082	59°	Elway	Pelluer
Sun., Oct. 12	31-14	W	San Diego Chargers	Jack Murphy Stadium	55,662	70°	Elway	Fouts
Mon., Oct. 20*	10-22	L	New York Jets	Giants Stadium	73,759	51°	Elway	Ryan
Sun., Oct. 26	20-13	W	Seattle Seahawks	Mile High Stadium	76,089	66°	Elway	Krieg
Sun., Nov. 2	21-10	W	Los Angeles Raiders	L.A. Coliseum	90,153	81°	Elway	Wilson, W.
Sun., Nov. 9	3-9	L	San Diego Chargers	Mile High Stadium	75,012	44°	Elway	Flick
Sun., Nov. 16	38-17	W	Kansas City Chiefs	Mile High Stadium	75,745	62°	Elway	Kenney
Sun., Nov. 23	16-19	L	New York Giants	Giants Stadium	75,116	50°	Elway	Simms
Sun., Nov. 30	34-28	W	Cincinnati Bengals	Mile High Stadium	58,705	31°	Elway	Esion
Sun., Dec. 7	10-37	L	Kansas City Chiefs	Arrowhead Stadium	47,019	45°	Elway	Blackledge
Sat., Dec. 13	31-30	W	Washington Redskins	Mile High Stadium	75,905	53°	Elway	Schroeder
Sat., Dec. 20	16-41	L	Seattle Seahawks	Kingdome	63,697	Ind.	Elway	Krieg
	378-327				1,178,074			

1986 AFC DIVISIONAL PLAYOFF GAME

Sun., Jan. 4	22-17	W	New England Patriots	Mile High Stadium	75,262	65°	Elway	Eason
--------------	-------	---	----------------------	-------------------	--------	-----	-------	-------

1986 AFC CHAMPIONSHIP GAME

Sun., Jan. 11	23-20	W	Cleveland Browns (OT)	Cleveland Stadium	79,973	30°	Elway	Kosar
---------------	-------	---	-----------------------	-------------------	--------	-----	-------	-------

SUPER BOWL XXI

Sun., Jan. 25	20-39	L	New York Giants	Rose Bowl, Pasadena, Calif.	101,063	76°	Elway	Simms
---------------	-------	---	-----------------	-----------------------------	---------	-----	-------	-------

1987

HEAD COACH: Dan Reeves

PRESEASON (3-2)

Day/Date	Score	W/L	Opponent	Location	Attend.	Temp.	Den. QB	Opp. QB
Sun., Aug. 9	27-28	L	Los Angeles Rams	Wembley Stadium (London, England; American Bowl)	72,786	64°	Elway	Everett
Sat., Aug. 15*	20-14	W	Green Bay Packers	Sun Devil Stadium (Tempe, Ariz.)	67,500	98°	Elway	Fusina
Mon., Aug. 24*	31-28	W	Miami Dolphins	Mile High Stadium	74,288	61°	Elway	Strock
Sat., Aug. 29*	24-20	W	Los Angeles Rams	Anaheim Stadium	54,254	72°	Elway	Everett
Thu., Sept. 3*	17-27	L	Minnesota Vikings	Mile High Stadium	74,081	83°	Elway	Wilson, W.
	119-117				342,909			

REGULAR SEASON (10-4-1 overall / 1st AFC West (7-1 Div.) / 7-1 home / 3-3-1 away)

Day/Date	Score	W/L	Opponent	Location	Attend.	Temp.	Den. QB	Opp. QB
Sun., Sept. 13	40-17	W	Seattle Seahawks	Mile High Stadium	75,999	85°	Elway	Krieg
Sun., Sept. 20	17-17	T	Green Bay Packers (OT)	Milwaukee County Stadium at Cleveland	50,624	58°	Elway	Fusina
Mon., Sept. 28*			canceled/players' strike					
Sun., Oct. 4	10-40	L	†Houston Oilers	Mile High Stadium	38,494	81°	Karcher	Pease
Mon., Oct. 12*	30-14	W	†Los Angeles Raiders	Mile High Stadium	61,230	67°	Karcher	Evans, V.
Sun., Oct. 18	26-17	W	†Kansas City Chiefs	Arrowhead Stadium	20,296	71°	Karcher	Hudson
			†"Replacement Games"					
Mon., Oct. 26*	27-34	L	Minnesota Vikings	Metrodome	51,011	Ind.	Elway	Wilson, W.
Sun., Nov. 1	34-0	W	Detroit Lions	Mile High Stadium	75,172	67°	Elway	Long
Sun., Nov. 8	14-21	L	Buffalo Bills	Rich Stadium	63,698	53°	Elway	Kelly
Mon., Nov. 16*	31-29	W	Chicago Bears	Mile High Stadium	75,783	22°	Elway	McMahon
Sun., Nov. 22	23-17	W	Los Angeles Raiders	L.A. Coliseum	61,318	72°	Elway	Wilson, M.
Sun., Nov. 29	31-17	W	San Diego Chargers	Jack Murphy Stadium	61,880	68°	Elway	Fouts
Sun., Dec. 6	31-20	W	New England Patriots	Mile High Stadium	75,795	58°	Elway	Ramsey, T.
Sun., Dec. 13*	21-28	L	Seattle Seahawks	Kingdome	61,759	Ind.	Elway	Krieg
Sat., Dec. 19	20-17	W	Kansas City Chiefs	Mile High Stadium	75,053	35°	Elway	Kenney
Sun., Dec. 27	24-0	W	San Diego Chargers	Mile High Stadium	37,500	20°	Elway	Herrmann
	379-288				869,301			

1987 AFC DIVISIONAL PLAYOFF GAME

Sun., Jan. 10	34-10	W	Houston Oilers	Mile High Stadium	75,440	45°	Elway	Moon
---------------	-------	---	----------------	-------------------	--------	-----	-------	------

1987 AFC CHAMPIONSHIP GAME

Sun., Jan. 17	38-33	W	Cleveland Browns	Mile High Stadium	76,197	44°	Elway	Kosar
---------------	-------	---	------------------	-------------------	--------	-----	-------	-------

SUPER BOWL XXII

Sun., Jan. 31	10-42	L	Washington Redskins	Jack Murphy Stadium, San Diego	73,302	61°	Elway	Williams, D.
---------------	-------	---	---------------------	--------------------------------	--------	-----	-------	--------------

1988

HEAD COACH: Dan Reeves

PRESEASON (3-1)

Day/Date	Score	W/L	Opponent	Location	Attend.	Temp.	Den. QB	Opp. QB
Wed., Aug. 3*	40-31	W	Los Angeles Rams	Anaheim Stadium	43,978	70°	Elway	Everett
Sat., Aug. 13*	34-24	W	San Francisco 49ers	Mile High Stadium	75,067	87°	Elway	Young
Fri., Aug. 19*	13-16	L	Miami Dolphins (OT)	Joe Robbie Stadium	49,995	81°	Elway	Marino
Thu., Aug. 25*	21-20	W	Indianapolis Colts	Mile High Stadium	73,957	81°	Elway	Hogeboom
	108-91				242,797			

REGULAR SEASON (8-8 overall / 2nd AFC West (3-5 Div.) / 6-2 home / 2-6 away)

Day/Date	Score	W/L	Opponent	Location	Attend.	Temp.	Den. QB	Opp. QB
Sun., Sept. 4	14-21	L	Seattle Seahawks	Mile High Stadium	75,986	77°	Elway	Krieg
Sun., Sept. 11	34-3	W	San Diego Chargers	Mile High Stadium	75,359	78°	Elway	Laufenberg
Sun., Sept. 18	13-20	L	Kansas City Chiefs	Arrowhead Stadium	63,268	73°	Elway	DeBerg
Mon., Sept. 26*	27-30	L	Los Angeles Raiders (OT)	Mile High Stadium	75,964	81°	Elway	Schroeder
Sun., Oct. 2	12-0	W	San Diego Chargers	Jack Murphy Stadium	55,763	71°	Elway	Laufenberg
Sun., Oct. 9	16-13	W	San Francisco 49ers (OT)	Candlestick Park	61,711	74°	Elway	Montana
Sun., Oct. 16	30-14	W	Atlanta Falcons	Mile High Stadium	75,287	77°	Elway	Dils
Sun., Oct. 23	21-39	L	Pittsburgh Steelers	Three Rivers Stadium	49,811	50°	Kubiak	Blackledge
Mon., Oct. 31*	23-55	L	Indianapolis Colts	Hoosier Dome	60,544	Ind.	Elway	Chandler
Mon., Nov. 6	17-11	W	Kansas City Chiefs	Mile High Stadium	74,227	63°	Elway	Kenny
Sun., Nov. 13	30-7	W	Cleveland Browns	Mile High Stadium	75,806	68°	Elway	Kosar
Sun., Nov. 20	0-42	L	New Orleans Saints	Superdome	68,075	Ind.	Elway	Hebert
Sun., Nov. 27	35-24	W	Los Angeles Rams	Mile High Stadium	74,141	31°	Elway	Everett
Sun., Dec. 5	20-21	L	Los Angeles Raiders	L.A. Coliseum	65,541	72°	Elway	Schroeder
Sun., Dec. 11*	14-42	L	Seattle Seahawks	Kingdome	62,838	Ind.	Elway	Krieg
Sat., Dec. 17	21-10	W	New England Patriots	Mile High Stadium	70,910	50°	Elway	Eason
	327-352				1,085,251			

1989

HEAD COACH: Dan Reeves

PRESEASON (2-2)

Day/Date	Score	W/L	Opponent	Location	Attend.	Temp.	Den. QB	Opp. QB
Sat., Aug. 12*	17-13	W	Los Angeles Rams	Mile High Stadium	70,049	65°	Elway	Everett
Sat., Aug. 19*	17-35	L	San Francisco 49ers	Candlestick Park	58,641	68°	Karcher	Montana
Sat., Aug. 26*	24-21	W	Dallas Cowboys (OT)	Mile High Stadium	74,076	83°	Elway	Aikman
Sat., Sept. 2*	34-38	L	Indianapolis Colts	Hoosier Dome	55,128	Ind.	Elway	Chandler
	92-107				257,894			

REGULAR SEASON (11-5 overall / 1st AFC West (6-2 Div.) / 6-2 home / 5-3 away)

Day/Date	Score	W/L	Opponent	Location	Attend.	Temp.	Den. QB	Opp. QB
Sun., Sept. 10	34-20	W	Kansas City Chiefs	Mile High Stadium	74,284	64°	Elway	DeBerg
Mon., Sept. 18*	28-14	W	Buffalo Bills	Rich Stadium	78,176	60°	Elway	Kelly
Sun., Sept. 24	31-21	W	Los Angeles Raiders	Mile High Stadium	75,754	80°	Elway	Schroeder
Sun., Oct. 1	13-16	L	Cleveland Browns	Cleveland Stadium	78,637	70°	Elway	Kosar
Sun., Oct. 8	16-10	W	San Diego Chargers	Mile High Stadium	75,222	72°	Elway	McMahon
Sun., Oct. 15	14-3	W	Indianapolis Colts	Mile High Stadium	74,680	50°	Elway	Trudeau
Sun., Oct. 22	24-21	W	Seattle Seahawks (OT)	Kingdome	62,353	Ind.	Elway	Krieg
Sun., Oct. 29	24-28	L	Philadelphia Eagles	Mile High Stadium	75,065	42°	Elway	Cunningham
Sun., Nov. 5	34-7	W	Pittsburgh Steelers	Mile High Stadium	74,739	55°	Elway	Brister
Sun., Nov. 12	16-13	W	Kansas City Chiefs	Arrowhead Stadium	76,245	57°	Elway	Pelluer
Mon., Nov. 20*	14-10	W	Washington Redskins	RFK Stadium	52,975	66°	Kubiak	Rypien
Sun., Nov. 26	41-14	W	Seattle Seahawks	Mile High Stadium	75,117	61°	Elway	Stouffer
Sun., Dec. 3	13-16	L	Los Angeles Raiders (OT)	L.A. Coliseum	87,560	78°	Elway	Beuerlein
Sun., Dec. 10	7-14	L	New York Giants	Mile High Stadium	63,283	23°	Elway	Simms
Sat., Dec. 16	37-0	W	Phoenix Cardinals	Sun Devil Stadium	56,071	59°	Elway	Rosenbach
Sun., Dec. 24	16-19	L	San Diego Chargers	Jack Murphy Stadium	50,524	73°	Elway	Tolliver
	362-226				1,130,686			

1989 AFC DIVISIONAL PLAYOFF GAME

Sun., Jan. 7	24-23	W	Pittsburgh Steelers	Mile High Stadium	75,477	55°	Elway	Brister
--------------	-------	---	---------------------	-------------------	--------	-----	-------	---------

1989 AFC CHAMPIONSHIP GAME

Sun., Jan. 14	37-21	W	Cleveland Browns	Mile High Stadium	76,046	53°	Elway	Kosar
---------------	-------	---	------------------	-------------------	--------	-----	-------	-------

SUPER BOWL XXIV

Sun., Jan. 28	10-55	L	San Francisco 49ers	Louisiana Superdome, New Orleans	72,919	Ind.	Elway	Montana
---------------	-------	---	---------------------	----------------------------------	--------	------	-------	---------

1990

HEAD COACH: Dan Reeves

PRESEASON (3-2)

Day/Date	Score	W/L	Opponent	Location	Attend.	Temp.	Den. QB	Opp. QB
Sun., Aug. 5	10-7	W	Seattle Seahawks	Tokyo Dome (Tokyo, Japan; American Bowl; Sun. 11 a.m. in Tokyo/Sat. 10 p.m. in Denver)	48,827	Ind.	Elway	Krieg
Sat., Aug. 11*	16-7	W	Indianapolis Colts	Hoosier Dome	51,044	Ind.	Elway	Trudeau
Mon., Aug. 20*	24-27	L	San Francisco 49ers	Mile High Stadium	74,164	78°	Elway	Montana
Sat., Aug. 25*	16-17	L	Miami Dolphins	Joe Robbie Stadium	44,897	80°	Elway	Marino
Fri., Aug. 31*	25-14	W	Phoenix Cardinals	Mile High Stadium	71,082	71°	Elway	Rosenbach
	91-72				290,014			

REGULAR SEASON (5-11 overall / 5th AFC West (3-5 Div.) / 4-4 home / 1-7 away)

Day/Date	Score	W/L	Opponent	Location	Attend.	Temp.	Den. QB	Opp. QB
Sun., Sept. 9	9-14	L	Los Angeles Raiders	L.A. Coliseum	54,206	94°	Elway	Schroeder
Mon., Sept. 17*	24-23	W	Kansas City Chiefs	Mile High Stadium	75,277	63°	Elway	DeBerg
Sun., Sept. 23	34-31	W	Seattle Seahawks (OT)	Mile High Stadium	75,290	72°	Elway	Krieg
Sun., Sept. 30	28-29	L	Buffalo Bills	Rich Stadium	74,393	60°	Elway	Kelly
Mon., Oct. 8*	29-30	L	Cleveland Browns	Mile High Stadium	74,814	35°	Elway	Kosar
Sun., Oct. 14	17-34	L	Pittsburgh Steelers	Mile High Stadium	74,285	58°	Elway	Brister
Sun., Oct. 21	27-17	W	Indianapolis Colts	Hoosier Dome	29,850	Ind.	Elway	Trudeau

Sun., Nov. 4*	22-27	L	Minnesota Vikings	Metrodome	57,331	Ind.	Elway	Gannon
Sun., Nov. 11	7-19	L	San Diego Chargers	Jack Murphy Stadium	59,557	85°	Elway	Tolliver
Sun., Nov. 18	13-16	L	Chicago Bears (OT)	Mile High Stadium	75,013	61°	Elway	Harbaugh
Thu., Nov. 22	27-40	L	Detroit Lions	Silverdome	73,896	Ind.	Elway	Gagliano
Sun., Dec. 2	20-23	L	Los Angeles Raiders	Mile High Stadium	74,162	35°	Elway	Schroeder
Sun., Dec. 9	20-31	L	Kansas City Chiefs	Arrowhead Stadium	74,347	66°	Elway	DeBerg
Sun., Dec. 16	20-10	W	San Diego Chargers	Mile High Stadium	64,919	47°	Elway	Tolliver
Sun., Dec. 23*	12-17	L	Seattle Seahawks	Kingdome	55,845	Ind.	Elway	Krieg
Sun., Dec. 30	22-13	W	Green Bay Packers	Mile High Stadium	46,943	38°	Elway	Dilweg
<i>(Bye Oct. 28)</i>					1,071,128			

1991

HEAD COACH: Dan Reeves

PRESEASON (2-3)

Day/Date	Score	W/L	Opponent	Location	Attend.	Temp.	Den. QB	Opp. QB
Sat., July 27	3-14	L	Detroit Lions	Canton, Ohio (Hall of Fame)	23,815	69°	Elway	Peete
Fri., Aug. 2*	10-3	W	Indianapolis Colts	Mile High Stadium	75,375	62°	Elway	George
Wed., Aug. 7*	6-24	L	San Francisco 49ers	Candlestick Park	54,170	75°	Elway	Young
Mon., Aug. 19*	21-13	W	Miami Dolphins	Mile High Stadium	72,555	66°	Elway	Marino
Fri., Aug. 23*	10-34	L	Phoenix Cardinals	Sun Devil Stadium	38,372	102°	Elway	Tupa
					264,287			

REGULAR SEASON (12-4 overall / 1st AFC West (5-3 Div.) / 7-1 home / 5-3 away)

Day/Date	Score	W/L	Opponent	Location	Attend.	Temp.	Den. QB	Opp. QB
Sun., Sept. 1	45-14	W	Cincinnati Bengals	Mile High Stadium	72,855	84°	Elway	Esiason
Sun., Sept. 8	13-16	L	Los Angeles Raiders	L.A. Coliseum	48,569	79°	Elway	Schroeder
Sun., Sept. 15	16-10	W	Seattle Seahawks	Mile High Stadium	74,152	64°	Elway	Kemp
Sun., Sept. 22	27-19	W	San Diego Chargers	Mile High Stadium	73,258	57°	Elway	Friesz
Sun., Sept. 29*	13-6	W	Minnesota Vikings	Metrodome	55,031	Ind.	Elway	Wilson, W.
Sun., Oct. 6	14-42	L	Houston Oilers	Astrodome	59,145	Ind.	Elway	Moon
Sun., Oct. 20	19-16	W	Kansas City Chiefs	Mile High Stadium	75,866	64°	Elway	DeBerg
Sun., Oct. 27	9-6	W	New England Patriots	Foxboro Stadium	43,994	76°	Elway	Millen
Sun., Nov. 3*	20-13	W	Pittsburgh Steelers	Mile High Stadium	70,973	23°	Elway	O'Donnell
Sun., Nov. 10	16-17	L	Los Angeles Raiders	Mile High Stadium	75,896	46°	Elway	Schroeder
Sun., Nov. 17	24-20	W	Kansas City Chiefs	Arrowhead Stadium	74,661	59°	Elway	DeBerg
Sun., Nov. 24	10-13	L	Seattle Seahawks	Kingdome	60,430	Ind.	Elway	Krieg
Sun., Dec. 1	20-3	W	New England Patriots	Mile High Stadium	67,116	23°	Elway	Millen
Sun., Dec. 8	17-7	W	Cleveland Browns	Cleveland Stadium	73,539	57°	Elway	Kosar
Sun., Dec. 15	24-19	W	Phoenix Cardinals	Mile High Stadium	74,098	49°	Elway	Chandler
Sun., Dec. 22	17-14	W	San Diego Chargers	Jack Murphy Stadium	51,449	64°	Elway	Friesz
<i>(Bye Oct. 13)</i>					1,053,275			

1991 AFC DIVISIONAL PLAYOFF GAME

Sat., Jan. 4	26-24	W	Houston Oilers	Mile High Stadium	75,301	36°	Elway	Moon
--------------	-------	---	----------------	-------------------	--------	-----	-------	------

1991 AFC CHAMPIONSHIP GAME

Sun., Jan. 12	7-10	L	Buffalo Bills	Rich Stadium	80,272	42°	Elway	Kelly
---------------	------	---	---------------	--------------	--------	-----	-------	-------

1992

HEAD COACH: Dan Reeves

PRESEASON (1-4)

Day/Date	Score	W/L	Opponent	Location	Attend.	Temp.	Den. QB	Opp. QB
Mon., Aug. 3*	7-13	L	San Francisco 49ers	Candlestick Park	50,435	64°	Pelluer	Young
Sat., Aug. 8*	31-10	W	Tampa Bay Buccaneers	Mile High Stadium	66,521	91°	Elway	Testaverde
Sat., Aug. 15*	27-31	L	Miami Dolphins	Olympic Stadium <i>(Berlin, Germany; American Bowl; 7 p.m. in Berlin/11 a.m. in Denver)</i>	60,813	64°	Elway	Marino
Sat., Aug. 22*	3-17	L	Dallas Cowboys	Texas Stadium	61,485	83°	Elway	Aikman
Fri., Aug. 28*	17-21	L	Phoenix Cardinals	Mile High Stadium	66,743	80°	Elway	Rosenbach
					305,997			

REGULAR SEASON (8-8 overall / 3rd AFC West (4-4 Div.) / 7-1 home / 1-7 away)

Day/Date	Score	W/L	Opponent	Location	Attend.	Temp.	Den. QB	Opp. QB
Sun., Sept. 6*	17-13	W	Los Angeles Raiders	Mile High Stadium	75,418	78°	Elway	Schroeder
Sun., Sept. 13	21-13	W	San Diego Chargers	Mile High Stadium	74,367	84°	Elway	Humphries
Sun., Sept. 20	0-30	L	Philadelphia Eagles	Veterans Stadium	65,833	72°	Elway	Cunningham
Sun., Sept. 27	12-0	W	Cleveland Browns	Cleveland Stadium	78,064	69°	Elway	Tomczak
Sun., Oct. 4	20-19	W	Kansas City Chiefs	Mile High Stadium	75,629	76°	Elway	Krieg
Mon., Oct. 12*	3-34	L	Washington Redskins	RFK Stadium	56,371	60°	Elway	Rypien
Sun., Oct. 18	27-21	W	Houston Oilers	Mile High Stadium	74,827	72°	Elway	Moon
Sun., Oct. 25	21-24	L	San Diego Chargers	Jack Murphy Stadium	53,576	71°	Elway	Humphries
Sun., Nov. 8	27-16	W	New York Jets	Mile High Stadium	74,678	55°	Elway	Nagle
Sun., Nov. 15*	27-13	W	New York Giants	Mile High Stadium	75,269	56°	Elway	Hostetler
Sun., Nov. 22	0-24	L	Los Angeles Raiders	L.A. Coliseum	50,011	67°	Maddox	Schroeder
Mon., Nov. 30*	13-16	L	Seattle Seahawks (OT)	Kingdome	51,612	Ind.	Maddox	Stouffer
Sun., Dec. 6	27-31	L	Dallas Cowboys	Mile High Stadium	74,946	31°	Maddox	Aikman
Sat., Dec. 12	17-27	L	Buffalo Bills	Rich Stadium	71,740	37°	Maddox	Kelly
Sun., Dec. 20	10-6	W	Seattle Seahawks	Mile High Stadium	72,570	44°	Elway	Gelbaugh
Sun., Dec. 27	20-42	L	Kansas City Chiefs	Arrowhead Stadium	76,240	45°	Elway	Krieg
<i>(Bye Nov. 1)</i>					1,108,833			

1993

HEAD COACH: Wade Phillips

PRESEASON (2-2)

Day/Date	Score	W/L	Opponent	Location	Attend.	Temp.	Den. QB	Opp. QB
Sat., Aug. 7*	23-7	W	Tampa Bay Buccaneers	Tampa Stadium	38,020	90°	Elway	Erickson, C.
Mon., Aug. 16*	13-16	L	San Francisco 49ers	Mile High Stadium	71,921	92°	Elway	Bono
Fri., Aug. 20*	34-24	W	Miami Dolphins	Mile High Stadium	59,383	78°	Elway	Marino
Fri., Aug. 27*	9-34	L	Phoenix Cardinals	Sun Devil Stadium	44,207	78°	Elway	Beuerlein
					213,531			

REGULAR SEASON (9-7 overall / 3rd AFC West (4-4 Div.) / 5-3 home / 4-4 away)

Day/Date	Score	W/L	Opponent	Location	Attend.	Temp.	Den. QB	Opp. QB
Sun., Sept. 5	26-20	W	New York Jets	Giants Stadium	68,130	81°	Elway	Esion
Sun., Sept. 12	34-17	W	San Diego Chargers	Mile High Stadium	75,074	91°	Elway	Humphries
Mon., Sept. 20*	7-15	L	Kansas City Chiefs	Arrowhead Stadium	78,453	74°	Elway	Montana
Sun., Oct. 3	35-13	W	Indianapolis Colts	Mile High Stadium	74,953	80°	Elway	Trudeau
Sun., Oct. 10*	27-30	L	Green Bay Packers	Lambeau Field	58,943	43°	Elway	Favre
Mon., Oct. 18	20-23	L	Los Angeles Raiders	Mile High Stadium	75,712	44°	Elway	Hostetler
Sun., Oct. 31	28-17	W	Seattle Seahawks	Mile High Stadium	73,644	62°	Elway	Mirer
Sun., Nov. 7	29-14	W	Cleveland Browns	Cleveland Stadium	77,818	36°	Elway	Kosar
Sun., Nov. 14	23-26	L	Minnesota Vikings	Mile High Stadium	67,329	30°	Elway	Saisbury
Sun., Nov. 21	37-13	W	Pittsburgh Steelers	Mile High Stadium	74,840	58°	Elway	O'Donnell
Sun., Nov. 28	17-9	W	Seattle Seahawks	Kingdome	57,812	Ind.	Elway	Mirer
Sun., Dec. 5	10-13	L	San Diego Chargers	Jack Murphy Stadium	60,233	72°	Elway	Humphries
Sun., Dec. 12	27-21	W	Kansas City Chiefs	Mile High Stadium	75,822	51°	Elway	Montana
Sat., Dec. 18	13-3	W	Chicago Bears	Soldier Field	53,056	39°	Elway	Willis
Sun., Dec. 26	10-17	L	Tampa Bay Buccaneers	Mile High Stadium	73,434	57°	Elway	Erickson, C.
Sun., Jan. 2	30-33	L	Los Angeles Raiders (OT)	L.A. Coliseum	66,904	76°	Elway	Hostetler
<i>(Bye Sept. 26 & Oct. 24)</i>					1,112,157			

1993 AFC WILD CARD PLAYOFF GAME

Sun., Jan. 9	24-42	L	Los Angeles Raiders	L.A. Coliseum	65,314	73°	Elway	Hostetler
--------------	-------	---	---------------------	---------------	--------	-----	-------	-----------

1994

HEAD COACH: Wade Phillips

PRESEASON (2-3)

Day/Date	Score	W/L	Opponent	Location	Attend.	Temp.	Den. QB	Opp. QB
Sun., July 31*	22-25	L	Los Angeles Raiders	Olympic Stadium	37,406	84°	Elway	Hostetler
Sat., Aug. 6*	37-16	W	Atlanta Falcons	<i>(Barcelona, Spain; American Bowl; Sun. 7 p.m. in Barcelona/Sun. 11 a.m. in Denver)</i>	72,231	92°	Elway	George
Fri., Aug. 12*	3-20	L	San Francisco 49ers	Candlestick Park	52,429	75°	Elway	Young
Sun., Aug. 21	10-34	L	Dallas Cowboys	Texas Stadium	63,923	84°	Elway	Aikman
Thu., Aug. 25*	30-21	W	Arizona Cardinals	Mile High Stadium	70,075	84°	Millen	Beuerlein
102-116					258,695			

REGULAR SEASON (7-9 overall / 4th AFC West (4-4 Div.) / 4-4 home / 3-5 away)

Day/Date	Score	W/L	Opponent	Location	Attend.	Temp.	Den. QB	Opp. QB
Sun., Sept. 4*	34-37	L	San Diego Chargers	Mile High Stadium	74,032	87°	Elway	Humphries
Sun., Sept. 11	22-25	L	New York Jets (OT)	Giants Stadium	73,436	69°	Elway	Esion
Sun., Sept. 18	16-48	L	Los Angeles Raiders	Mile High Stadium	75,764	83°	Elway	Hostetler
Mon., Sept. 26*	20-27	L	Buffalo Bills	Rich Stadium	75,373	62°	Elway	Kelly
Sun., Oct. 9	16-9	W	Seattle Seahawks	Husky Stadium	63,872	64°	Elway	Mirer
Mon., Oct. 17	28-31	L	Kansas City Chiefs	Mile High Stadium	75,151	42°	Elway	Montana
Sun., Oct. 23	20-15	W	San Diego Chargers	Jack Murphy Stadium	61,626	69°	Elway	Humphries
Sun., Oct. 30	26-14	W	Cleveland Browns	Mile High Stadium	73,190	40°	Elway	Testaverde
Sun., Nov. 6	21-27	L	Los Angeles Rams	Anaheim Stadium	48,103	74°	Elway	Chandler
Sun., Nov. 13	17-10	W	Seattle Seahawks	Mile High Stadium	71,290	52°	Elway	Mirer
Sun., Nov. 20	32-28	W	Atlanta Falcons	Mile High Stadium	70,594	48°	Elway	George
Sun., Nov. 27	15-13	W	Cincinnati Bengals	Mile High Stadium	69,714	30°	Elway	Blake
Sun., Dec. 4	20-17	W	Kansas City Chiefs (OT)	Arrowhead Stadium	77,631	67°	Elway	Bono
Sun., Dec. 11	13-23	L	Los Angeles Raiders	L.A. Coliseum	60,016	65°	Millen	Hostetler
Sat., Dec. 17	19-42	L	San Francisco 49ers	Candlestick Park	64,884	49°	Elway	Young
Sat., Dec. 24	28-30	L	New Orleans Saints	Mile High Stadium	64,445	59°	Millen	Everett
<i>(Bye Oct. 2)</i>					1,099,121			

1995

HEAD COACH: Mike Shanahan

PRESEASON (3-2)

Day/Date	Score	W/L	Opponent	Location	Attend.	Temp.	Den. QB	Opp. QB
Sat., July 29*	9-7	W	San Francisco 49ers	Mile High Stadium	71,182	89°	Elway	Young
Sun., Aug. 6	24-10	W	San Francisco 49ers	Tokyo Dome	48,526	Ind.	Elway	Young
Sat., Aug. 12*	10-19	L	Carolina Panthers	<i>(Tokyo, Japan; American Bowl; Sunday a.m. in Tokyo/Sat. p.m. in Denver)</i>	57,017	93°	Elway	Reich
Mon., Aug. 21*	20-17	W	Dallas Cowboys	Mile High Stadium	72,451	82°	Elway	Aikman
Fri., Aug. 25*	17-23	L	Jacksonville Jaguars	Jacksonville Municipal Stadium	66,023	82°	Millen	Beuerlein
80-76					315,199			

REGULAR SEASON (8-8 overall / 4th AFC West (3-5 Div.) / 6-2 home / 2-6 away)

Day/Date	Score	W/L	Opponent	Location	Attend.	Temp.	Den. QB	Opp. QB
Sun., Sept. 3*	22-7	W	Buffalo Bills	Mile High Stadium	75,157	91°	Elway	Kelly
Sun., Sept. 10	21-31	L	Dallas Cowboys	Texas Stadium	64,578	84°	Elway	Aikman
Sun., Sept. 17	38-31	W	Washington Redskins	Mile High Stadium	71,930	80°	Elway	Frerotte
Sun., Sept. 24	6-17	L	San Diego Chargers	Jack Murphy Stadium	58,987	76°	Elway	Humphries
Sun., Oct. 1	10-27	L	Seattle Seahawks	Kingdome	49,914	Ind.	Elway	Mirer
Sun., Oct. 8*	37-3	W	New England Patriots	Foxboro Stadium	60,074	66°	Elway	Bledsoe
Mon., Oct. 16*	27-0	W	Oakland Raiders	Mile High Stadium	75,491	66°	Elway	Hostetler
Sun., Oct. 22	7-21	L	Kansas City Chiefs	Mile High Stadium	71,044	34°	Elway	Bono
Sun., Nov. 5	38-6	W	Arizona Cardinals	Mile High Stadium	71,488	65°	Elway	Krieg
Sun., Nov. 12*	13-31	L	Philadelphia Eagles	Veterans Stadium	60,842	34°	Elway	Peete
Sun., Nov. 19	30-27	W	San Diego Chargers	Mile High Stadium	74,681	55°	Elway	Humphries
Sun., Nov. 26	33-42	L	Houston Oilers	Astrodome	36,113	Ind.	Elway	Chandler
Sun., Dec. 3	31-23	W	Jacksonville Jaguars	Mile High Stadium	72,231	51°	Elway	Beuerlein
Sun., Dec. 10	27-31	L	Seattle Seahawks	Mile High Stadium	71,488	56°	Elway	Mirer
Sun., Dec. 17	17-20	L	Kansas City Chiefs	Arrowhead Stadium	75,061	37°	Elway	Bono
Sun., Dec. 24	31-28	W	Oakland Raiders	Oakland-Alameda County Coliseum	50,074	57°	Elway	Hobert
<i>(Bye Oct. 29)</i>					1,039,153			

Sat., Jan. 4	27-30	L	Jacksonville Jaguars	Mile High Stadium	75,678	46°	Elway	Brunell
--------------	-------	---	----------------------	-------------------	--------	-----	-------	---------

Day/Date	Score	W/L	Opponent	Location	Attend.	Temp.	Den. QB	Opp. QB
Sat., Jul. 26*	31-10	W	Buffalo Bills	Mile High Stadium	69,739	81°	Elway	Collins, T.
Mon., Aug. 4*	19-38	L	Miami Dolphins	Estadio Guillermo Canedo (Mexico City, American Bowl)	104,629	70°	Elway	Marino
Sat., Aug. 9*	23-13	L	Carolina Panthers	Ericsson Stadium	68,296	78°	Lewis	Collins, K.
Sun., Aug. 17*	21-31	W	New England Patriots	Foxboro Stadium	55,354	88°	Lewis	Bledsoe
Sat., Aug. 23*	31-17	W	San Francisco 49ers	Mile High Stadium	69,874	89°	Elway	Young
	125-109				367,892			

REGULAR SEASON (12-4 overall / 2nd AFC West (6-2 Div.) / 8-0 home / 4-4 away)									
Day/Date	Score	W/L	Opponent	Location	Attend.	Temp.	Den.	QB	Opp. QB
Sun., Aug. 31	19-3	W	Kansas City Chiefs	Mile High Stadium	75,600	82°	Elway	Grbac	
Sun., Sept. 7	35-14	W	Seattle Seahawks	Kingdome	55,859	Ind.	Elway	Moon	
Sun., Sept. 14	35-14	W	St. Louis Rams	Mile High Stadium	74,338	82°	Elway	Banks	
Sun., Sept. 21	38-20	W	Cincinnati Bengals	Mile High Stadium	73,871	54°	Elway	Blake	
Sun., Sept. 28	29-21	W	Atlanta Falcons	Georgia Dome	48,211	Ind.	Elway	Chandler	
Mon., Oct. 6*	34-13	W	New England Patriots	Mile High Stadium	75,821	55°	Elway	Bledsoe	
Sun., Oct. 19	25-28	L	Oakland Raiders	Oakland-Alameda County Coliseum	57,006	64°	Elway	George	
Sun., Oct. 26	23-20	W	Buffalo Bills (OT)	Rich Stadium	78,458	43°	Elway	Collins, T.	
Sun., Nov. 2	30-27	W	Seattle Seahawks	Mile High Stadium	74,212	46°	Elway	Moon	
Sun., Nov. 9	34-0	W	Carolina Panthers	Mile High Stadium	71,408	28°	Elway	Collins, K.	
Sun., Nov. 16	22-24	L	Kansas City Chiefs	Arrowhead Stadium	77,963	31°	Elway	Gannon	
Mon., Nov. 24*	31-3	W	Oakland Raiders	Mile High Stadium	75,307	38°	Elway	George	
Sun., Nov. 30*	38-28	W	San Diego Chargers	Qualcomm Stadium	54,245	56°	Elway	Whelihan	
Sun., Dec. 7	24-35	L	Pittsburgh Steelers	Three Rivers Stadium	59,739	33°	Elway	Stewart	
Mon., Dec. 15*	17-34	L	San Francisco 49ers	3Com Park	68,461	50°	Elway	Young	
Sun., Dec. 21	38-3	W	San Diego Chargers	Mile High Stadium	69,632	33°	Elway	Whelihan	
(Bye Oct. 12)	472-287				1,090,131				

Sat., Dec. 27	42-17	W	Jacksonville Jaguars	Mile High Stadium	74,481	44°	Elway	Brunell
---------------	-------	---	----------------------	-------------------	--------	-----	-------	---------

Sun., Jan. 4	14-10	W	Kansas City Chiefs	Arrowhead Stadium	76,965	32°	Elway	Grbac
--------------	-------	---	--------------------	-------------------	--------	-----	-------	-------

Sun., Jan. 11	24-21	W	Pittsburgh Steelers	Three Rivers Stadium	61,382	38°	Elway	Stewart
---------------	-------	---	---------------------	----------------------	--------	-----	-------	---------

Sun., Jan. 25	31-24	W	Green Bay Packers	Qualcomm Stadium, San Diego	68,912	67°	Elway	Favre
---------------	-------	---	-------------------	-----------------------------	--------	-----	-------	-------

Day/Date	Score	W/L	Opponent	Location	Attend.	Temp.	Den. QB	Opp. QB
Sat., Aug. 8*	20-13	W	St. Louis Rams	Trans World Dome	53,842	Ind.	Brister	Banks
Fri., Aug. 14*	17-10	W	New Orleans Saints	Mile High Stadium	70,937	82°	Elway	Hobert
Mon., Aug. 24*	34-31	W	Green Bay Packers	Mile High Stadium	73,183	73°	Elway	Favre
Sat., Aug. 29	13-16	L	Tennessee Oilers	Vanderbilt Stadium	33,194	89°	Elway	McNair
	84-70				231,156			

REGULAR SEASON (14-2 overall / 1st AFC West (8-0 Div.) / 8-0 home / 6-2 away)					201,100			
Day/Date	Score	W/L	Opponent	Location	Attend.	Temp.	Den. QB	Opp. QB
Mon., Sept. 7*	27-21	W	New England Patriots	Mile High Stadium	74,745	84°	Elway	Bledsoe

Sun., Sept. 13	42-23	W	Dallas Cowboys	Mile High Stadium	75,013	76°	Elway	Aikman
Sun., Sept. 20	34-17	W	Oakland Raiders	Oakland-Alameda County Coliseum	56,578	65°	Elway	George
Sun., Sept. 27	38-16	W	Washington Redskins	Jack Kent Cooke Stadium	71,880	90°	Briser	Green
Sun., Oct. 4	41-16	W	Philadelphia Eagles	Mile High Stadium	73,218	57°	Briser	Hoying
Sun., Oct. 11	21-16	W	Seattle Seahawks	Kingdome	66,258	Ind.	Elway	Moon
Sun., Oct. 25	37-24	W	Jacksonville Jaguars	Mile High Stadium	75,217	63°	Elway	Brunell
Sun., Nov. 1	33-26	W	Cincinnati Bengals	Cinergy Field	59,974	60°	Elway	O'Donnell
Sun., Nov. 8	27-10	W	San Diego Chargers	Mile High Stadium	74,925	37°	Briser	Leaf
Mon., Nov. 16*	30-7	W	Kansas City Chiefs	Arrowhead Stadium	78,100	54°	Briser	Gannon
Sun., Nov. 22	40-14	W	Oakland Raiders	Mile High Stadium	75,325	73°	Elway	Hollas
Sun., Nov. 29*	31-16	W	San Diego Chargers	Qualcomm Stadium	66,532	63°	Elway	Whelihan
Sun., Dec. 6	35-31	W	Kansas City Chiefs	Mile High Stadium	74,962	35°	Elway	Gannon
Sun., Dec. 13	16-20	L	New York Giants	Giants Stadium	72,336	41°	Elway	Graham
Mon., Dec. 21*	21-31	L	Miami Dolphins	Pro Player Stadium	74,363	76°	Elway	Marino
Sun., Dec. 27	28-21	W	Seattle Seahawks	Mile High Stadium	74,057	46°	Elway	Kitna
(Bye Oct. 18)	501-309				1,143,213			
1998 AFC DIVISIONAL PLAYOFF GAME								
Sat., Jan. 9	38-3	W	Miami Dolphins	Mile High Stadium	75,729	49°	Elway	Marino
1998 AFC CHAMPIONSHIP GAME								
Sun., Jan. 17	23-10	W	New York Jets	Mile High Stadium	75,482	41°	Elway	Testaverde
SUPER BOWL XXXIII								
Sun., Jan. 31*	34-19	W	Atlanta Falcons	Pro Player Stadium, Miami	74,803	73°	Elway	Chandler

1999

HEAD COACH: Mike Shanahan

PRESEASON (3-2)

Day/Date	Score	W/L	Opponent	Location	Attend.	Temp.	Den. QB	Opp. QB
Sun., Aug. 8	20-17	W	San Diego Chargers	Stadium Australia (Sydney, Australia; American Bowl; Sunday a.m. in Sydney/Sat. p.m. in Denver)	73,811	60°	Briser	Harbaugh
Sat., Aug. 14*	38-7	W	Arizona Cardinals	Mile High Stadium	67,941	80°	Briser	Plummer
Mon., Aug. 23*	12-27	L	Green Bay Packers	Camp Randall Stad., Madison, Wis.	78,184	66°	Briser	Favre
Sun., Aug. 29*	12-22	L	Dallas Cowboys	Texas Stadium	61,893	98°	Briser	Aikman
Fri., Sept. 3*	34-3	W	San Francisco 49ers	Mile High Stadium	68,421	67°	Griese	Garcia
	116-76				350,250			

REGULAR SEASON (6-10)		overall / 5th AFC West (4-4 Div.)		/ 3-5 home / 3-5 away				
Day/Date	Score	W/L	Opponent	Location	Attend.	Temp.	Den. QB	Opp. QB
Mon., Sept. 13*	21-38	L	Miami Dolphins	Mile High Stadium	75,623	60°	Griese	Marino
Sun., Sept. 19	10-26	L	Kansas City Chiefs	Arrowhead Stadium	78,683	69°	Griese	Grbac
Sun., Sept. 26	10-13	L	Tampa Bay Buccaneers	Raymond James Stadium	65,297	82°	Griese	Dilfer
Sun., Oct. 3	13-21	L	New York Jets	Mile High Stadium	74,181	54°	Griese	Mirer
Sun., Oct. 10	16-16	W	Oakland Raiders	Network Associates Coliseum	55,704	79°	Griese	Gannon
Sun., Oct. 17	31-10	W	Green Bay Packers	Mile High Stadium	73,352	50°	Griese	Favre
Sun., Oct. 24	23-24	L	New England Patriots	Foxboro Stadium	60,011	53°	Griese	Bledsoe
Sun., Oct. 31	20-23	L	Minnesota Vikings	Mile High Stadium	75,021	75°	Griese	George
Sun., Nov. 7	33-17	W	San Diego Chargers	Qualcomm Stadium	61,204	69°	Miller	Harbaugh
Sun., Nov. 14*	17-20	L	Seattle Seahawks	Kingdome	66,314	Ind.	Miller	Kitna
Mon., Nov. 22*	27-21	W	Oakland Raiders (OT)	Mile High Stadium	70,012	26°	Miller	Gannon
Sun., Dec. 5	10-16	L	Kansas City Chiefs	Mile High Stadium	73,855	45°	Griese	Grbac
Mon., Dec. 13*	24-27	L	Jacksonville Jaguars	ALLTEL Stadium	71,357	68°	Griese	Brunell
Sun., Dec. 19	36-30*	W	Seattle Seahawks	Mile High Stadium	65,987	27°	Griese	Kitna
Sat., Dec. 25	17-7	W	Detroit Lions	Silverdome	73,158	Ind.	Griese	Batch
Sun., Jan. 2	6-12	L	San Diego Chargers	Mile High Stadium	69,278	41°	Griese	Harbaugh
(Bye Nov. 28)	314-318				1,109,037			

2000

HEAD COACH: Mike Shanahan

PRESEASON (4-0)

Day/Date	Score	W/L	Opponent	Location	Attend.	Temp.	Den. QB	Opp. QB
Sat., Aug. 5*	31-17	W	Arizona Cardinals	Sun Devil Stadium	37,781	101°	Griese	Plummer
Sun., Aug. 13	26-20	W	Green Bay Packers	Mile High Stadium	75,367	89°	Griese	Hasselbeck, M.
Sat., Aug. 19*	36-23	W	Dallas Cowboys	Mile High Stadium	76,632	85°	Griese	Aikman
Fri., Aug. 25*	28-24	W	San Francisco 49ers	3COM Park	65,016	70°	Griese	Garcia
	121-84				254,796			

REGULAR SEASON (11-5)		overall / 2nd AFC West (6-2 Div.)		/ 6-2 home / 5-3 away				
Day/Date	Score	W/L	Opponent	Location	Attend.	Temp.	Den. QB	Opp. QB
Mon., Sept. 4*	36-41	L	St. Louis Rams	Trans World Dome	65,956	Ind.	Griese	Warner
Sun., Sept. 10	42-14	W	Atlanta Falcons	Mile High Stadium	75,466	84°	Griese	Chandler
Sun., Sept. 17	33-24	W	Oakland Raiders	Network Associates Coliseum	62,078	79°	Griese	Gannon
Sun., Sept. 24	22-23	L	Kansas City Chiefs	Mile High Stadium	74,596	36°	Frerotte	Grbac
Sun., Oct. 1	19-28	L	New England Patriots	Mile High Stadium	75,684	80°	Griese	Bledsoe
Sun., Oct. 8	21-7	W	San Diego Chargers	Qualcomm Stadium	56,079	68°	Griese	Harbaugh
Sun., Oct. 15	44-10	W	Cleveland Browns	Mile High Stadium	75,811	59°	Griese	Couch
Sun., Oct. 22	21-31	L	Cincinnati Bengals	Paul Brown Stadium	61,603	73°	Griese	Smith
Sun., Nov. 5	30-23	W	New York Jets	Giants Stadium	78,305	51°	Griese	Testaverde
Mon., Nov. 13*	27-24	W	Oakland Raiders	Mile High Stadium	75,951	20°	Griese	Gannon
Sun., Nov. 19	38-37	W	San Diego Chargers	Mile High Stadium	75,218	39°	Frerotte	Leaf
Sun., Nov. 26	38-31	W	Seattle Seahawks	Husky Stadium	68,661	48°	Frerotte	Huard, B.
Sun., Dec. 3	38-23	W	New Orleans Saints	Louisiana Superdome	64,900	Ind.	Frerotte	Brooks
Sun., Dec. 10	31-24	W	Seattle Seahawks	Mile High Stadium	75,218	22°	Frerotte	Kitna
Sun., Dec. 17	7-20	L	Kansas City Chiefs	Arrowhead Stadium	78,406	9°	Frerotte	Grbac
Sat., Dec. 23	38-9	W	San Francisco 49ers	Mile High Stadium	76,098	45°	Griese	Garcia
(Bye Oct. 29)	485-369				1,140,030			

2000 AFC WILD CARD PLAYOFF GAME

Sun., Dec. 31	3-21	L	Baltimore Ravens	PSINet Stadium	69,638	22°	Frerotte	Dilfer
---------------	------	---	------------------	----------------	--------	-----	----------	--------

2001

HEAD COACH: Mike Shanahan

PRESEASON (3-1)

Day/Date	Score	W/L	Opponent	Location	Attend.	Temp.	Den. QB	Opp. QB
Sat., Aug. 11*	20-6	W	Dallas Cowboys	Texas Stadium	46,883	86°	Griese	Banks
Mon., Aug. 20*	7-22	L	Green Bay Packers	Lambeau Field	59,177	77°	Griese	Favre
Sat., Aug. 25*	31-24	W	New Orleans Saints	INVESCO Field at Mile High	74,063	81°	Griese	Brooks
Fri., Aug. 31*	35-7	W	San Francisco 49ers	INVESCO Field at Mile High	73,855	72°	Frerotte	Rattay
	93-59				253,928			

REGULAR SEASON (8-8 overall / 3rd AFC West (4-4 Div.) / 6-2 home / 2-6 away)

Day/Date	Score	W/L	Opponent	Location	Attend.	Temp.	Den. QB	Opp. QB
Mon., Sept. 10*	31-20	W	New York Giants	INVESCO Field at Mile High	75,735	75°	Griese	Collins
Sun., Sept. 16			**Postponed until Jan. 6 due to terrorist attacks on U.S.**					
Sun., Sept. 23*	38-17	W	Arizona Cardinals	Sun Devil Stadium	50,913	103°	Griese	Plummer
Sun., Sept. 30	13-20	L	Baltimore Ravens	INVESCO Field at Mile High	75,082	71°	Griese	Grbac
Sun., Oct. 7	20-6	W	Kansas City Chiefs	INVESCO Field at Mile High	75,037	74°	Griese	Green
Sun., Oct. 14	21-34	L	Seattle Seahawks	Husky Stadium	61,837	54°	Griese	Diifer
Sun., Oct. 21	10-27	L	San Diego Chargers	Qualcomm Stadium	67,521	66°	Griese	Flutie
Sun., Oct. 28	31-20	W	New England Patriots	INVESCO Field at Mile High	74,750	72°	Griese	Brady
Mon., Nov. 5*	28-38	L	Oakland Raiders	Network Associates Coliseum	62,637	62°	Griese	Gannon
Sun., Nov. 11	26-16	W	San Diego Chargers	INVESCO Field at Mile High	74,951	62°	Griese	Flutie
Sun., Nov. 18	10-17	L	Washington Redskins	INVESCO Field at Mile High	74,622	44°	Griese	Banks
Thu., Nov. 22	26-24	W	Dallas Cowboys	Texas Stadium	64,104	72°	Griese	Leaf
Sun., Dec. 2	10-21	L	Miami Dolphins	Pro Player Stadium	73,938	76°	Griese	Fiedler
Sun., Dec. 9*	20-7	W	Seattle Seahawks	INVESCO Field at Mile High	74,524	38°	Griese	Hasselbeck, M.
Sun., Dec. 16	23-26	L	Kansas City Chiefs (OT)	Arrowhead Stadium	77,778	49°	Frerotte	Green
Sun., Dec. 30	23-17	W	Oakland Raiders	INVESCO Field at Mile High	75,582	24°	Griese	Gannon
Sun., Jan. 6	10-29	L	Indianapolis Colts	RCA Dome	56,192		Griese	Manning, P.
(Bye Dec. 23)	340-339				1,115,203			

2002

HEAD COACH: Mike Shanahan

PRESEASON (3-1)

Day/Date	Score	W/L	Opponent	Location	Attend.	Temp.	Den. QB	Opp. QB
Sat., Aug. 10*	27-3	W	Chicago Bears	Memorial Stadium, Champaign, Ill.	52,168	85°	Griese	Miller
Mon., Aug. 19*	7-12	L	San Francisco 49ers	INVESCO Field at Mile High	73,071	85°	Griese	Garcia

Sat., Aug. 24*	19-13	W	Arizona Cardinals	Sun Devil Stadium	26,736	105°	Griese	Plummer
Thu., Aug. 29*	31-0	W	Seattle Seahawks	INVESCO Field at Mile High	71,755	65°	Jackson	Hasselbeck, M.
	84-28				223,730			

REGULAR SEASON (9-7 overall / 2nd AFC West (3-3 Div.) / 5-3 home / 4-4 away)

Day/Date	Score	W/L	Opponent	Location	Attend.	Temp.	Den. QB	Opp. QB
Sun., Sept. 8	23-16	W	St. Louis Rams	INVESCO Field at Mile High	75,710	83°	Griese	Warner
Sun., Sept. 15	24-14	W	San Francisco 49ers	3COM Park	67,685	67°	Griese	Garcia
Sun., Sept. 22	28-23	W	Buffalo Bills	INVESCO Field at Mile High	75,359	59°	Griese	Bledsoe
Mon., Sept. 30*	23-34	L	Baltimore Ravens	Ravens Stadium	69,538	71°	Griese	Redman
Sun., Oct. 6	26-9	W	San Diego Chargers	INVESCO Field at Mile High	75,065	57°	Griese	Brees
Sun., Oct. 13*	22-24	L	Miami Dolphins	INVESCO Field at Mile High	75,941	58°	Griese	Fiedler
Sun., Oct. 20	37-34	W	Kansas City Chiefs (OT)	Arrowhead Stadium	78,446	51°	Griese	Green
Sun., Oct. 27	24-16	W	New England Patriots	Gillette Stadium	68,436	60°	Griese	Brady
Mon., Nov. 11*	10-34	L	Oakland Raiders	INVESCO Field at Mile High	76,643	32°	Griese	Gannon
Sun., Nov. 17	31-9	W	Seattle Seahawks	Seahawks Stadium	65,495	53°	Griese	Hasselbeck, M.
Sun., Nov. 24*	20-23	L	Indianapolis Colts (OT)	INVESCO Field at Mile High	75,075	25°	Beuerlein	Manning, P.
Sun., Dec. 1	27-30	L	San Diego Chargers (OT)	Qualcomm Stadium	66,357	64°	Beuerlein	Brees
Sun., Dec. 8	13-19	L	New York Jets	Giants Stadium	78,521	42°	Griese	Pennington
Sun., Dec. 15	31-24	W	Kansas City Chiefs	INVESCO Field at Mile High	75,947	54°	Griese	Green
Sun., Dec. 22	16-28	L	Oakland Raiders	Network Associates Coliseum	62,592	56°	Griese	Gannon
Sun., Dec. 29	37-7	W	Arizona Cardinals	INVESCO Field at Mile High	75,164	57°	Beuerlein	Plummer
(Bye Nov. 2)	392-344				1,161,974			

2003

HEAD COACH: Mike Shanahan

PRESEASON (3-1)

Day/Date	Score	W/L	Opponent	Location	Attend.	Temp.	Den. QB	Opp. QB
Sat., Aug. 9*	20-12	W	Houston Texans	Reliant Stadium	70,021	Ind.	Plummer	Carr
Sat., Aug. 16*	15-10	W	Chicago Bears	Memorial Stadium, Champaign, Ill.	52,861	85°	Plummer	Stewart
Mon., Aug. 25*	23-28	L	Indianapolis Colts	INVESCO Field at Mile High	72,510	82°	Plummer	Manning, P.
Fri., Aug. 29*	20-3	W	Seattle Seahawks	INVESCO Field at Mile High	73,038	70°	Jackson	Hasselbeck, M.
	78-53				268,430			

REGULAR SEASON (10-6 overall / 2nd AFC West (5-1 Div.) / 6-2 home / 4-4 away)

Day/Date	Score	W/L	Opponent	Location	Attend.	Temp.	Den. QB	Opp. QB
Sun., Sept. 7	30-10	W	Cincinnati Bengals	Paul Brown Stadium	63,820	72°	Plummer	Kirby
Sun., Sept. 14	37-13	W	San Diego Chargers	Qualcomm Stadium	65,445	73°	Plummer	Brees
Mon., Sept. 22*	31-10	W	Oakland Raiders	INVESCO Field at Mile High	76,753	72°	Plummer	Gannon
Sun., Sept. 28	20-16	W	Detroit Lions	INVESCO Field at Mile High	75,719	66°	Plummer	Harrington
Sun., Oct. 5	23-24	L	Kansas City Chiefs	Arrowhead Stadium	78,903	69°	Plummer	Green
Sun., Oct. 12	17-14	W	Pittsburgh Steelers	INVESCO Field at Mile High	75,974	73°	Beuerlein	Maddox
Sun., Oct. 19	20-28	L	Minnesota Vikings	Hubert H. Humphrey Metrodome	64,381	Ind.	Beuerlein	Culpepper
Sun., Oct. 26	6-26	L	Baltimore Ravens	M&T Bank Stadium	69,721	67°	Kanell	Boiler
Mon., Nov. 3*	26-30	L	New England Patriots	INVESCO Field at Mile High	76,203	35°	Kanell	Brady
Sun., Nov. 16	37-8	W	San Diego Chargers	INVESCO Field at Mile High	75,217	52°	Plummer	Flutie
Sun., Nov. 23	10-19	L	Chicago Bears	INVESCO Field at Mile High	75,540	18°	Plummer	Chandler
Sun., Nov. 30	22-8	W	Oakland Raiders	Network Associates Coliseum	57,201	55°	Plummer	Mirer

DENVER  BRONCOS

Sun., Dec. 7	45-27	W	Kansas City Chiefs	INVESCO Field at Mile High	76,403	63°	Plummer	Green
Sun., Dec. 14	23-20	W	Cleveland Browns (OT)	INVESCO Field at Mile High	75,358	52°	Plummer	Couch
Sun., Dec. 21*	31-17	W	Indianapolis Colts	RCA Dome	57,149	Ind.	Plummer	Manning, P.
Sun., Dec. 28	3-31	L	Green Bay Packers	Lambeau Field	70,299	45°	Jackson	Favre
(Bye Nov. 9)	381-301				1,134,086			

2003 AFC WILD CARD PLAYOFF GAME

Sun., Jan. 4	10-41	L	Indianapolis Colts	RCA Dome	56,586	Ind.	Plummer	Manning, P
--------------	-------	---	--------------------	----------	--------	------	---------	------------

2004

HEAD COACH: Mike Shanahan

PRESEASON (2-3)

Day/Date	Score	W/L	Opponent	Location	Attend.	Temp.	Den. QB	Opp. QB
Mon., Aug. 9*	17-20	L	Washington Redskins	Fawcett Stadium (Canton, Ohio; Hall of Fame Game)	22,177	75°	Plummer	Brunell
Sun., Aug. 15*	6-16	L	Buffalo Bills	Ralph Wilson Stadium	49,645	70°	Plummer	Bledsoe
Sat., Aug. 21*	19-3	W	Seattle Seahawks	Qwest Field	47,641	66°	Plummer	Hasselbeck, M.
Fri., Aug. 27*	31-17	W	Houston Texans	INVESCO Field at Mile High	71,256	54°	Plummer	Carr
Thu., Sept. 2*	21-33	L	Arizona Cardinals	INVESCO Field at Mile High	71,986	79°	Kanell	McCown
	94-89				262,705			

REGULAR SEASON (10-6 overall / 2nd AFC West (3-3 Div.) / 6-2 home / 4-4 away)

Day/Date	Score	W/L	Opponent	Location	Attend.	Temp.	Den. QB	Opp. QB
Sun., Sept. 12*	34-24	W	Kansas City Chiefs	INVESCO Field at Mile High	75,939	82°	Plummer	Green
Sun., Sept. 19	6-7	L	Jacksonville Jaguars	ALLTEL Stadium	69,127	78°	Plummer	Leftwich
Sun., Sept. 26	23-13	W	San Diego Chargers	INVESCO Field at Mile High	74,533	73°	Plummer	Brees
Sun., Oct. 3	16-13	W	Tampa Bay Buccaneers	Raymond James Stadium	65,341	86°	Plummer	Johnson
Sun., Oct. 10	20-17	W	Carolina Panthers	INVESCO Field at Mile High	75,072	72°	Plummer	Delhomme
Sun., Oct. 17	31-3	W	Oakland Raiders	Network Associates Coliseum	57,293	67°	Plummer	Collins
Mon., Oct. 25*	10-23	L	Cincinnati Bengals	Paul Brown Stadium	65,806	61°	Plummer	Palmer
Sun., Oct. 31	28-41	L	Atlanta Falcons	INVESCO Field at Mile High	75,083	54°	Plummer	Vick
Sun., Nov. 7	31-13	W	Houston Texans	INVESCO Field at Mile High	74,292	69°	Plummer	Carr
Sun., Nov. 21	34-13	W	New Orleans Saints	Louisiana Superdome	64,900	Ind.	Plummer	Brooks
Sun., Nov. 28*	24-25	L	Oakland Raiders	INVESCO Field at Mile High	75,936	18°	Plummer	Collins
Sun., Dec. 5	17-20	L	San Diego Chargers	Qualcomm Stadium	65,395	58°	Plummer	Brees
Sun., Dec. 12	20-17	W	Miami Dolphins	INVESCO Field at Mile High	75,027	37°	Plummer	Feeley
Sun., Dec. 19	17-45	L	Kansas City Chiefs	Arrowhead Stadium	77,702	15°	Plummer	Green
Sat., Dec. 25*	37-16	W	Tennessee Titans	The Coliseum	68,809	29°	Plummer	Volek
Sun., Jan. 2	33-14	W	Indianapolis Colts	INVESCO Field at Mile High	75,149	32°	Plummer	Manning, P.
(Bye Nov. 14)	381-304				1,135,404			

2004 AFC WILD CARD PLAYOFF GAME

Sun., Jan. 9	24-49	L	Indianapolis Colts	RCA Dome	56,609	Ind.	Plummer	Manning, P.
--------------	-------	---	--------------------	----------	--------	------	---------	-------------

2005

HEAD COACH: Mike Shanahan

PRESEASON (4-0)

Day/Date	Score	W/L	Opponent	Location	Attend.	Temp.	Den. QB	Opp. QB
Sat., Aug. 13*	20-14	W	Houston Texans	Reliant Stadium	70,016	Ind.	Plummer	Carr
Sat., Aug. 20*	26-21	W	San Francisco 49ers	INVESCO Field at Mile High	70,794	70°	Plummer	Smith
Sat., Aug. 27*	37-24	W	Indianapolis Colts	INVESCO Field at Mile High	74,152	77°	Plummer	Manning, P.
Fri., Sept. 2*	30-21	W	Arizona Cardinals	Sun Devil Stadium	40,888	99°	Van Pelt	Warner
	113-80				255,850			

REGULAR SEASON (13-3 overall / 1st AFC West (5-1 Div.) / 8-0 home / 5-3 away)

Day/Date	Score	W/L	Opponent	Location	Attend.	Temp.	Den. QB	Opp. QB
Sun., Sept. 11	10-34	L	Miami Dolphins	Dolphins Stadium	72,324	89°	Plummer	Frerrotte
Sun., Sept. 18	20-17	W	San Diego Chargers	INVESCO Field at Mile High	75,310	77°	Plummer	Brees
Mon., Sept. 26*	30-10	W	Kansas City Chiefs	INVESCO Field at Mile High	76,381	72°	Plummer	Green
Sun., Oct. 2	20-7	W	Jacksonville Jaguars	Alltel Stadium	66,045	82°	Plummer	Leftwich
Sun., Oct. 9	21-19	W	Washington Redskins	INVESCO Field at Mile High	75,880	50°	Plummer	Brunell
Sun., Oct. 16	28-20	W	New England Patriots	INVESCO Field at Mile High	76,571	75°	Plummer	Brady
Sun., Oct. 23	23-24	L	New York Giants	Giants Stadium	78,516	54°	Plummer	Manning, E.
Sun., Oct. 30	49-21	W	Philadelphia Eagles	INVESCO Field at Mile High	76,530	52°	Plummer	McNabb
Sun., Nov. 13	31-17	W	Oakland Raiders	McAfee Coliseum	62,779	61°	Plummer	Collins
Sun., Nov. 20	27-0	W	New York Jets	INVESCO Field at Mile High	76,255	61°	Plummer	Bollinger
Thu., Nov. 24	24-21	W	Dallas Cowboys (OT)	Texas Stadium	63,273	68°	Plummer	Bledsoe
Sun., Dec. 4	27-31	L	Kansas City Chiefs	Arrowhead Stadium	78,261	28°	Plummer	Green
Sun., Dec. 11	12-10	W	Baltimore Ravens	INVESCO Field at Mile High	75,651	41°	Plummer	Boller
Sat., Dec. 17*	28-17	W	Buffalo Bills	Ralph Wilson Stadium	71,887	28°	Plummer	Holcomb
Sat., Dec. 24	22-3	W	Oakland Raiders	INVESCO Field at Mile High	76,212	52°	Plummer	Collins
Sat., Dec. 31	23-7	W	San Diego Chargers	Qualcomm Stadium	65,513	61°	Plummer	Brees
(Bye Nov. 6)	395-258				1,167,388			

2005 AFC DIVISIONAL PLAYOFF GAME

Sat., Jan. 14	27-13	W	New England Patriots	INVESCO Field at Mile High	76,238	54°	Plummer	Brady
---------------	-------	---	----------------------	----------------------------	--------	-----	---------	-------

2005 AFC CHAMPIONSHIP GAME

Sun., Jan. 22	17-34	L	Pittsburgh Steelers	INVESCO Field at Mile High	76,775	34°	Plummer	Roethlisberger
---------------	-------	---	---------------------	----------------------------	--------	-----	---------	----------------

2006

HEAD COACH: Mike Shanahan

PRESEASON (3-1)

Day/Date	Score	W/L	Opponent	Location	Attend.	Temp.	Den. QB	Opp. QB
Fri., Aug. 11*	13-20	L	Detroit Lions	Ford Field	56,915	Ind.	Plummer	Kitna
Sat., Aug. 19*	35-10	W	Tennessee Titans	INVESCO Field at Mile High	73,180	63°	Plummer	Volek
Sun., Aug. 27*	17-14	W	Houston Texans	INVESCO Field at Mile High	73,689	70°	Plummer	Carr
Thu., Aug. 31*	29-23	W	Arizona Cardinals	Cardinals Stadium	62,937	Ind.	Cutler	Warner
	94-67				266,721			

REGULAR SEASON (9-7 overall / 3rd AFC West (3-3 Div.) / 4-4 home / 5-3 away)

Day/Date	Score	W/L	Opponent	Location	Attend.	Temp.	Den. QB	Opp. QB
Sun., Sept. 10	10-18	L	St. Louis Rams	Edward Jones Dome	65,577	Ind.	Plummer	Bulger
Sun., Sept. 17	9-6	W	Kansas City Chiefs (OT)	INVESCO Field at Mile High	76,786	61°	Plummer	Huard, D.
Sun., Sept. 24*	17-7	W	New England Patriots	Gillette Stadium	68,756	68°	Plummer	Brady
Mon., Oct. 9*	13-3	W	Baltimore Ravens	INVESCO Field at Mile High	76,355	39°	Plummer	McNair
Sun., Oct. 15*	13-3	W	Oakland Raiders	INVESCO Field at Mile High	76,691	64°	Plummer	Walter
Sun., Oct. 22	17-7	W	Cleveland Browns	Cleveland Browns Stadium	73,024	48°	Plummer	Frye
Sun., Oct. 29	31-34	L	Indianapolis Colts	INVESCO Field at Mile High	76,767	70°	Plummer	Manning, P.
Sun., Nov. 5	31-20	W	Pittsburgh Steelers	Heinz Field	64,661	53°	Plummer	Roethlisberger
Sun., Nov. 12	17-13	W	Oakland Raiders	McAfee Coliseum	62,094	56°	Plummer	Walter
Sun., Nov. 19*	27-35	L	San Diego Chargers	INVESCO Field at Mile High	76,723	34°	Plummer	Rivers
Thu., Nov. 23*	10-19	L	Kansas City Chiefs	Arrowhead Stadium	79,484	65°	Plummer	Green
Sun., Dec. 3*	20-23	L	Seattle Seahawks	INVESCO Field at Mile High	76,146	16°	Cutler	Hasselbeck, M.
Sun., Dec. 10	20-48	L	San Diego Chargers	Qualcomm Stadium	67,514	57°	Cutler	Rivers
Sun., Dec. 17	37-20	W	Arizona Cardinals	Cardinals Stadium	63,845	60°	Cutler	Leinart
Sun., Dec. 24	24-23	W	Cincinnati Bengals	INVESCO Field at Mile High	75,759	32°	Cutler	Palmer
Sun., Dec. 31	23-26	L	San Francisco 49ers (OT)	INVESCO Field at Mile High	75,555	32°	Cutler	Smith
(Bye Oct. 1)	319-305				1,155,737			

2007

HEAD COACH: Mike Shanahan

PRESEASON (2-2)

Day/Date	Score	W/L	Opponent	Location	Attend.	Temp.	Den. QB	Opp. QB
Mon., Aug. 13*	17-13	W	San Francisco 49ers	Monster Park	66,764	66°	Cutler	Smith
Sat., Aug. 18*	20-31	L	Dallas Cowboys	Texas Stadium	61,034	91°	Cutler	Romo
Sat., Aug. 25*	16-17	L	Cleveland Browns	INVESCO Field at Mile High	75,361	84°	Cutler	Frye
Thu., Aug. 30*	21-3	W	Arizona Cardinals	INVESCO Field at Mile High	73,282	82°	Hackney	Leinart
	74-64				276,441			

REGULAR SEASON (7-9 overall / 2nd AFC West (3-3 Div.) / 5-3 home / 2-6 away)

Day/Date	Score	W/L	Opponent	Location	Attend.	Temp.	Den. QB	Opp. QB
Sun., Sept. 9	15-14	W	Buffalo Bills	Ralph Wilson Stadium	71,132	70°	Cutler	Losman
Sun., Sept. 16	23-20	W	Oakland Raiders (OT)	INVESCO Field at Mile High	76,784	87°	Cutler	McCown
Sun., Sept. 23	14-23	L	Jacksonville Jaguars	INVESCO Field at Mile High	76,463	75°	Cutler	Garrard
Sun., Sept. 30	20-38	L	Indianapolis Colts	RCA Dome	57,274	Ind.	Cutler	Manning, P.
Sun., Oct. 7	3-41	L	San Diego Chargers	INVESCO Field at Mile High	76,879	54°	Cutler	Rivers
Sun., Oct. 21*	31-28	W	Pittsburgh Steelers	INVESCO Field at Mile High	77,038	37°	Cutler	Roethlisberger
Mon., Oct. 29*	13-19	L	Green Bay Packers (OT)	INVESCO Field at Mile High	77,160	67°	Cutler	Favre
Sun., Nov. 4	7-44	L	Detroit Lions	Ford Field	60,783	Ind.	Cutler	Kitna
Sun., Nov. 11	27-11	W	Kansas City Chiefs	Arrowhead Stadium	77,368	69°	Cutler	Huard
Sun., Nov. 19*	34-20	W	Tennessee Titans	INVESCO Field at Mile High	76,590	63°	Cutler	Young
Sun., Nov. 25	34-37	L	Chicago Bears (OT)	Soldier Field	62,148	39°	Cutler	Grossman
Sun., Dec. 2	20-34	L	Oakland Raiders	McAfee Coliseum	61,990	60°	Cutler	McCown
Sun., Dec. 9	41-7	W	Kansas City Chiefs	INVESCO Field at Mile High	75,895	21°	Cutler	
Thu., Dec. 13*	13-31	L	Houston Texans	Reliant Stadium	70,747	59°	Cutler	Rosenfels
Mon., Dec. 24*	3-23	L	San Diego Chargers	Qualcomm Stadium	65,477	62°	Cutler	Rivers
Sun., Dec. 30	22-19	W	Minnesota Vikings (OT)	INVESCO Field at Mile High	76,084	36°	Cutler	Jackson
(Bye Oct. 14)	320-409				1,139,812			

2008

HEAD COACH: Mike Shanahan

PRESEASON (2-2)

Day/Date	Score	W/L	Opponent	Location	Attend.	Temp.	Den. QB	Opp. QB
Sat., Aug. 9*	16-19	L	Houston Texans	Reliant Stadium	70,020	Ind.	Cutler	Schaub
Sat., Aug. 16*	23-13	W	Dallas Cowboys	INVESCO Field at Mile High	74,484	57°	Cutler	Romo
Fri., Aug. 22*	24-27	L	Green Bay Packers	INVESCO Field at Mile High	74,213	73°	Cutler	Rodgers
Fri., Aug. 29*	28-14	W	Arizona Cardinals	University of Phoenix Stadium	63,215	Ind.	Hackney	Warner
	91-73				281,932			

REGULAR SEASON (8-8 overall / 2nd AFC West (3-3 Div.) / 4-4 home / 4-4 away)

Day/Date	Score	W/L	Opponent	Location	Attend.	Temp.	Den. QB	Opp. QB
Mon., Sept. 8*	41-14	W	Oakland Raiders	McAfee Coliseum	62,762	60°	Cutler	Russell
Sun., Sept. 14	39-38	W	San Diego Chargers	INVESCO Field at Mile High	75,915	59°	Cutler	Rivers
Sun., Sept. 21	34-32	W	New Orleans Saints	INVESCO Field at Mile High	75,713	75°	Cutler	Brees
Sun., Sept. 28	19-33	L	Kansas City Chiefs	Arrowhead Stadium	74,623	74°	Cutler	Huard
Sun., Oct. 5	16-13	W	Tampa Bay Buccaneers	INVESCO Field at Mile High	75,480	70°	Cutler	Griese
Sun., Oct. 12	17-24	L	Jacksonville Jaguars	INVESCO Field at Mile High	75,674	43°	Cutler	Garrard
Mon., Oct. 20*	7-41	L	New England Patriots	Gillette Stadium	68,756	40°	Cutler	Cassel
Sun., Nov. 2	17-26	L	Miami Dolphins	INVESCO Field at Mile High	75,499	77°	Cutler	Pennington
Thu., Nov. 6*	34-30	W	Cleveland Browns	Cleveland Browns Stadium	73,141	56°	Cutler	Quinn
Sun., Nov. 16	24-20	W	Atlanta Falcons	Georgia Dome	54,644	Ind.	Cutler	Ryan
Sun., Nov. 23	10-31	L	Oakland Raiders	INVESCO Field at Mile High	76,067	47°	Cutler	Russell
Sun., Nov. 30	34-17	W	New York Jets	The Meadowlands	78,809	36°	Cutler	Favre
Sun., Dec. 7	24-17	W	Kansas City Chiefs	INVESCO Field at Mile High	75,187	64°	Cutler	Thigpen
Sun., Dec. 14	10-30	L	Carolina Panthers	Bank of America Stadium	73,690	46°	Cutler	Delhomme
Sun., Dec. 21	23-30	L	Buffalo Bills	INVESCO Field at Mile High	74,539	17°	Cutler	Edwards
Sun., Dec. 28*	21-52	L	San Diego Chargers	Qualcomm Stadium	69,131	58°	Cutler	Rivers
(Bye Oct. 26)	370-448				1,159,630			

2009

HEAD COACH: Josh McDaniels

PRESEASON (1-3)

Day/Date	Score	W/L	Opponent	Location	Attend.	Temp.	Den. QB	Opp. QB
Fri., Aug. 14*	16-17	L	San Francisco 49ers	Candlestick Park	61,533	63°	Orton	Hill
Sat., Aug. 22*	13-27	L	Seattle Seahawks	Qwest Field	67,052	69°	Orton	Hasselbeck
Sun., Aug. 30*	17-27	L	Chicago Bears	INVESCO Field at Mile High	73,519	68°	Orton	Cutler
Thu., Sept. 3*	19-0	W	Arizona Cardinals	INVESCO Field at Mile High	72,088	79°	Brandstater	Warner
	65-71				274,192			

REGULAR SEASON (8-8 overall / 2nd AFC West (3-3 Div.) / 4-4 home / 4-4 away)

Day/Date	Score	W/L	Opponent	Location	Attend.	Temp.	Den. QB	Opp. QB
Sun., Sept. 13	12-7	W	Cincinnati Bengals	Paul Brown Stadium	62,831	72°	Orton	Palmer
Sun., Sept. 20	27-6	W	Cleveland Browns	INVESCO Field at Mile High	73,931	82°	Orton	Quinn
Sun., Sept. 27	23-3	W	Oakland Raiders	Oakland-Alameda County Coliseum	45,602	81°	Orton	Russell
Sun., Oct. 4	17-10	W	Dallas Cowboys	INVESCO Field at Mile High	76,440	55°	Orton	Romo
Sun., Oct. 11	20-17	W	New England Patriots (OT)	INVESCO Field at Mile High	76,011	30°	Orton	Brady
Mon., Oct. 19*	34-23	W	San Diego Chargers	Qualcomm Stadium	68,615	68°	Orton	Rivers
Sun., Nov. 1	7-30	L	Baltimore Ravens	M&T Bank Stadium	71,132	56°	Orton	Flacco
Mon., Nov. 9*	10-28	L	Pittsburgh Steelers	INVESCO Field at Mile High	76,716	55°	Orton	Roethlisberger
Sun., Nov. 15	17-27	L	Washington Redskins	FedEx Field	85,247	70°	Orton	Campbell
Sun., Nov. 22	3-32	L	San Diego Chargers	INVESCO Field at Mile High	74,707	51°	Simms	Rivers
Thu., Nov. 26*	26-6	W	New York Giants	INVESCO Field at Mile High	74,896	57°	Orton	Manning, E.
Sun., Dec. 6	44-13	W	Kansas City Chiefs	Arrowhead Stadium	68,912	37°	Orton	Cassel
Sun., Dec. 13	16-28	L	Indianapolis Colts	Lucas Oil Stadium	67,248	Ind.	Orton	Manning, P.
Sun., Dec. 20	19-20	L	Oakland Raiders	INVESCO Field at Mile High	74,502	57°	Orton	Frye
Sun., Dec. 27	27-30	L	Philadelphia Eagles	Lincoln Financial Field	69,144	45°	Orton	McNabb
Sun., Jan. 3	24-44	L	Kansas City Chiefs	INVESCO Field at Mile High	73,725	36°	Orton	Cassel
(Bye Oct. 26)	326-324				1,139,659			

2010

HEAD COACH: Josh McDaniels (12 games) & Eric Studesville (4 games)

PRESEASON (1-3)

Day/Date	Score	W/L	Opponent	Location	Attend.	Temp.	Den. QB	Opp. QB
Sun., Aug. 15*	24-33	L	Cincinnati Bengals	Paul Brown Stadium	51,278	76°	Orton	Palmer
Sat., Aug. 21*	20-25	L	Detroit Lions	INVESCO Field at Mile High	73,093	92°	Orton	Stafford
Sun., Aug. 29*	34-17	W	Pittsburgh Steelers	INVESCO Field at Mile High	73,054	90°	Orton	Roethlisberger
Thu., Sept. 2*	24-31	L	Minnesota Vikings	Mall of America Field (Metrodome)	63,228	Ind.	Orton	Jackson
	102-106				260,753			

REGULAR SEASON (4-12 overall / 4th AFC West (1-5 Div.) / 3-5 home / 1-7 away)

Day/Date	Score	W/L	Opponent	Location	Attend.	Temp.	Den. QB	Opp. QB
Sun., Sept. 12	17-24	L	Jacksonville Jaguars	EverBank Field	63,636	90°	Orton	Garrard
Sun., Sept. 19	31-14	W	Seattle Seahawks	INVESCO Field at Mile High	75,130	91°	Orton	Hasselbeck
Sun., Sept. 26	13-27	L	Indianapolis Colts	INVESCO Field at Mile High	76,401	85°	Orton	Manning, P.
Sun., Oct. 3	26-20	W	Tennessee Titans	LP Field	69,143	54°	Orton	Young
Sun., Oct. 10	17-31	L	Baltimore Ravens	M&T Bank Stadium	71,246	67°	Orton	Flacco
Sun., Oct. 17	20-24	L	New York Jets	INVESCO Field at Mile High	75,982	73°	Orton	Sanchez
Sun., Oct. 24	14-59	L	Oakland Raiders	INVESCO Field at Mile High	75,835	63°	Orton	Campbell
Sun., Oct. 31*	16-24	L	San Francisco 49ers	Wembley Stadium (London)	83,941	54°	Orton	Smith
Sun., Nov. 14	49-29	W	Kansas City Chiefs	INVESCO Field at Mile High	75,334	43°	Orton	Cassel
Mon., Nov. 22*	14-35	L	San Diego Chargers	Qualcomm Stadium	68,482	55°	Orton	Rivers
Sun., Nov. 28	33-36	L	St. Louis Rams	INVESCO Field at Mile High	72,736	45°	Orton	Bradford
Sun., Dec. 5	6-10	L	Kansas City Chiefs	Arrowhead Stadium	67,267	26°	Orton	Cassel
— Josh McDaniels out, Eric Studesville in as head coach —								
Sun., Dec. 12	13-43	L	Arizona Cardinals	University of Phoenix Stadium	62,223	Ind.	Orton	Skelton
Sun., Dec. 19	23-39	L	Oakland Raiders	Oakland Coliseum	44,246	55°	Tebow	Campbell
Sun., Dec. 26	24-23	W	Houston Texans	INVESCO Field at Mile High	73,691	50°	Tebow	Schaub
Sun., Jan. 2	28-33	L	San Diego Chargers	INVESCO Field at Mile High	74,155	42°	Tebow	Rivers
(Bye Nov. 7)	344-471				1,129,448			

2011

HEAD COACH: John Fox

PRESEASON (2-2)

Day/Date	Score	W/L	Opponent	Location	Attend.	Temp.	Den. QB	Opp. QB
Thu., Aug. 11*	23-24	L	Dallas Cowboys	Cowboys Stadium	74,045	Ind.	Orton	Romo
Sat., Aug. 20*	24-10	W	Buffalo Bills	Sports Authority Field at Mile High	71,236	87°	Orton	Fitzpatrick
Sat., Aug. 27*	23-20	W	Seattle Seahawks	Sports Authority Field at Mile High	72,347	87°	Orton	Jackson
Thu., Sept. 1*	7-26	L	Arizona Cardinals	University of Phoenix Stadium	59,910	Ind.	Quinn	Kolb
	77-80				277,538			

REGULAR SEASON (8-8 overall / 1st AFC West (3-3 Div.) / 3-5 home / 5-3 away)

Day/Date	Score	W/L	Opponent	Location	Attend.	Temp.	Den. QB	Opp. QB
Mon., Sept. 12*	20-23	L	Oakland Raiders	Sports Authority Field at Mile High	75,671	75°	Orton	Campbell
Sun., Sept. 18	24-22	W	Cincinnati Bengals	Sports Authority Field at Mile High	73,281	69°	Orton	Dalton
Sun., Sept. 25	14-17	L	Tennessee Titans	LP Field	69,143	73°	Orton	Hasselbeck
Sun., Oct. 2	23-49	L	Green Bay Packers	Lambeau Field	70,529	67°	Orton	Rodgers
Sun., Oct. 9	24-29	L	San Diego Chargers	Sports Authority Field at Mile High	74,895	52°	Orton	Rivers
Sun., Oct. 23	18-15	W	Miami Dolphins (OT)	Sun Life Stadium	63,800	77°	Tebow	Moore
Sun., Sept. 30	10-45	L	Detroit Lions	Sports Authority Field at Mile High	74,977	56°	Tebow	Stafford
Sun., Nov. 6	38-24	W	Oakland Raiders	O.co Coliseum	58,125	62°	Tebow	Palmer
Sun., Nov. 13	17-10	W	Kansas City Chiefs	Arrowhead Stadium	72,908	67°	Tebow	Cassel
Thu., Nov. 17*	17-13	W	New York Jets	Sports Authority Field at Mile High	74,746	54°	Tebow	Sanchez
Sun., Nov. 27	16-13	W	San Diego Chargers (OT)	Qualcomm Stadium	64,436	84°	Tebow	Rivers
Sun., Dec. 4	35-32	W	Minnesota Vikings	Mall of America Field (Metrodome)	62,939	Ind.	Tebow	Ponder
Sun., Dec. 11	13-10	W	Chicago Bears (OT)	Sports Authority Field at Mile High	76,487	50°	Tebow	Hanie
Sun., Dec. 18	23-41	L	New England Patriots	Sports Authority Field at Mile High	76,556	63°	Tebow	Brady
Sat., Dec. 24	14-40	L	Buffalo Bills	Ralph Wilson Stadium	45,112	30°	Tebow	Fitzpatrick
Sun., Jan. 1	3-7	L	Kansas City Chiefs	Sports Authority Field at Mile High	76,005	35°	Tebow	Orton
(Bye Oct. 16)	309-390				1,109,610			

2011 AFC WILD CARD PLAYOFF GAME

Sun., Jan. 8	29-23	W	Pittsburgh Steelers (OT)	Sports Authority Field at Mile High	75,970	40°	Tebow	Roethlisberger
--------------	-------	---	--------------------------	-------------------------------------	--------	-----	-------	----------------

2011 AFC DIVISIONAL PLAYOFF GAME

Sat., Jan. 14	10-45	L	New England Patriots	Gillette Stadium	68,756	24°	Tebow	Brady
---------------	-------	---	----------------------	------------------	--------	-----	-------	-------

SERIES RECORDS VS. OPPONENTS

ARIZONA CARDINALS

Reg. Season: (8-1-1 / .850)

Home (5-0) / Away (3-1-1)



1973 (1/14)—Denver 17, @St. Louis 17 (T)
1977 (9/18)—@Denver 7, St. Louis 0
1989 (12/16)—Denver 37, @Phoenix 0
1991 (12/15)—@Denver 24, Phoenix 19
1995 (1/15)—@Denver 38, Arizona 6
2001 (9/23)—Denver 38, @Arizona 17
2002 (12/29)—@Denver 37, Arizona 7
2006 (12/12)—@Arizona 37, @Arizona 20
2010 (12/12)—@Arizona 43, Denver 13
2014 (10/5)—@Denver 41, Arizona 20

RS Pts.—DEN 289, ARI 149

Franchise known as Phoenix before 1994 and in St. Louis before 1988

ATLANTA FALCONS

Reg. Season: (8-5-0 / .615)

Home (4-2) / Away (4-3)

Postseason: (1-0 / 1.000)

Home (0-0) / Away (0-0) / S.B. (1-0)



1970 (10/18)—@Denver 24, Atlanta 10
1972 (11/26)—@Atlanta 23, Denver 20
1975 (1/23)—@Atlanta 35, Denver 21
1979 (9/16)—Denver 20, @Atlanta 17 (OT)
1982 (12/5)—Atlanta 34, @Denver 27
1985 (9/22)—@Denver 44, @Atlanta 28
1988 (10/16)—@Denver 30, Atlanta 14
1994 (11/20)—@Denver 32, Atlanta 28
1987 (9/28)—Denver 29, @Atlanta 21
1998 (1/31)—@Denver 34, Atlanta 19#
2000 (9/10)—@Denver 42, Atlanta 14
2004 (10/31)—Atlanta 41, @Denver 28
2008 (11/16)—Denver 24, @Atlanta 20
2012 (9/17)—@Atlanta 27, Denver 21

RS Pts.—DEN 362, ATL 312

PS Pts.—DEN 34, ATL 19

#Super Bowl

BALTIMORE RAVERS

Reg. Season: (5-5-0 / .500)

Home (4-1-0) / Away (1-4)

Postseason: (0-2 / .000)

Home (0-1) / Away (0-1) / S.B. (0-0)



1996 (10/20)—@Denver 45, Baltimore 34
2000 (12/31)—@Baltimore 21, Denver 3*
2001 (9/30)—Baltimore 20, @Denver 13
2002 (9/30)—@Baltimore 34, Denver 23
2003 (10/26)—@Baltimore 26, Denver 6
2005 (12/11)—@Denver 12, Baltimore 10
2006 (10/9)—@Denver 13, Baltimore 3
2009 (11/1)—@Baltimore 30, Denver 7
2010 (10/10)—@Baltimore 31, Denver 17
2012 (12/16)—Denver 34, @Baltimore 17
2012 (1/12)—Baltimore 38, @Denver 35 (OT)**
2013 (9/5)—@Denver 49, Baltimore 27

RS Pts.—DEN 219, BAL 232

PS Pts.—DEN 38, BAL 59

*AFC Wild Card Playoff Game

**AFC Divisional Playoff Game

BUFFALO BILLS

Reg. Season: (16-19-1 / .457)

Home (5-7-1) / Away (11-12)

Postseason: (0-1 / .000)

Home (0-0) / Away (0-1) / S.B. (0-0)



1960 (9/18)—Denver 27, @Buffalo 21
1960 (11/27)—@Denver 38, Buffalo 38 (T)
1961 (9/10)—Denver 22, @Buffalo 10
1961 (11/19)—Buffalo 23, @Denver 10
1962 (9/15)—Denver 23, @Buffalo 20
1962 (10/28)—Buffalo 45, @Denver 38
1963 (11/3)—Buffalo 30, @Denver 28
1963 (11/9)—@Buffalo 27, Denver 17
1964 (9/20)—@Buffalo 30, Denver 13
1964 (12/13)—Buffalo 30, @Denver 19
1965 (9/19)—Buffalo 30, @Denver 15
1965 (10/24)—Buffalo 31, Denver 13
1966 (12/18)—Buffalo 38, Denver 21
1967 (10/8)—Buffalo 17, @Denver 16
1967 (11/19)—Denver 21, @Buffalo 20
1968 (11/24)—@Denver 34, Buffalo 32
1969 (9/28)—@Buffalo 41, Denver 28
1970 (9/20)—Denver 25, @Buffalo 10
1975 (10/5)—@Buffalo 38, Denver 14
1977 (9/25)—@Denver 26, Buffalo 6
1979 (12/2)—Denver 19, @Buffalo 16
1981 (10/25)—@Buffalo 9, Denver 7
1984 (10/21)—Denver 37, @Buffalo 7

1987 (11/8)—@Buffalo 21, Denver 14

1989 (9/18)—Denver 28, @Buffalo 14

1990 (9/30)—@Buffalo 29, Denver 28

1991 (1/12)—@Buffalo 10, Denver 7***

1992 (12/12)—@Buffalo 27, Denver 17

1994 (9/26)—@Buffalo 27, Denver 20

1995 (9/3)—@Denver 22, Buffalo 7

1997 (10/26)—Denver 23, @Buffalo 20 (OT)

2002 (9/22)—@Denver 28, Buffalo 23

2005 (12/17)—Denver 28, @Buffalo 17

2007 (9/9)—Denver 15, @Buffalo 14

2008 (12/21)—Buffalo 30, @Denver 23

2011 (12/24)—@Buffalo 40, Denver 10

2014 (12/7)—@Denver 24, Buffalo 17

RS Pts.—DEN 795, BUF 855

PS Pts.—DEN 7, BUF 10

***AFC Championship Game

CAROLINA PANTHERS

Reg. Season: (3-1-0 / .750)

Home (2-0) / Away (1-1)



1997 (11/9)—@Denver 34, Carolina 0

2004 (10/10)—@Denver 20, Carolina 17

2008 (12/14)—@Carolina 30, Denver 10

2012 (11/11)—Denver 36, @Carolina 14

RS Pts.—DEN 100, CAR 61

CHICAGO BEARS

Reg. Season: (7-7-0 / .500)

Home (5-3) / Away (2-4)



1971 (12/5)—@Denver 6, Chicago 3

1973 (9/30)—Chicago 33, @Denver 14

1976 (12/12)—Denver 28, @Chicago 14

1978 (10/16)—@Denver 16, Chicago 7

1981 (12/20)—@Chicago 35, Denver 24

1983 (10/2)—@Chicago 31, Denver 14

1984 (9/9)—@Chicago 27, Denver 0

1987 (11/16)—@Denver 31, Chicago 29

1990 (11/18)—Chicago 16, @Denver 13 (OT)

1993 (12/18)—Denver 13, @Chicago 3

1996 (11/10)—@Denver 17, Chicago 12

2003 (12/13)—Chicago 19, @Denver 10

2007 (11/25)—@Chicago 37, Denver 34 (OT)

2011 (12/11)—@Denver 13, Chicago 10 (OT)

RS Pts.—DEN 233, CHI 276

CINCINNATI BENGALS

Reg. Season: (19-9-0 / .679)

Home (12-2) / Away (7-7)



1968 (9/15)—@Cincinnati 24, Denver 10

1968 (10/6)—Denver 10, Cincinnati 7

1969 (10/19)—Denver 30, @Cincinnati 23

1969 (12/14)—@Denver 27, Cincinnati 16

1971 (11/14)—Cincinnati 24, @Denver 10

1972 (10/8)—@Cincinnati 21, Denver 10

1973 (9/16)—@Denver 28, Cincinnati 10

1975 (11/9)—Cincinnati 17, @Denver 16

1976 (9/12)—@Cincinnati 17, Denver 7

1977 (10/23)—Denver 24, @Cincinnati 13

1979 (9/2)—@Denver 10, Cincinnati 0

1981 (11/22)—@Cincinnati 38, Denver 21

1983 (10/16)—@Denver 24, Cincinnati 17

1984 (9/2)—@Denver 20, Cincinnati 17

1986 (11/30)—@Denver 34, Cincinnati 28

1991 (9/1)—@Denver 45, Cincinnati 14

1994 (11/27)—@Denver 15, Cincinnati 13

1996 (9/29)—Denver 14, @Cincinnati 10

1997 (9/21)—@Denver 38, Cincinnati 20

1998 (11/1)—Denver 33, @Cincinnati 26

2000 (10/22)—@Cincinnati 31, Denver 21

2003 (9/7)—Denver 30, @Cincinnati 10

2004 (10/25)—@Cincinnati 23, Denver 10

2006 (12/24)—@Denver 24, Cincinnati 23

2009 (9/13)—Denver 12, @Cincinnati 7

2011 (9/18)—@Denver 24, Cincinnati 22

2012 (11/4)—Denver 31, @Cincinnati 23

2014 (12/22)—@Cincinnati 37, Denver 28

RS Pts.—DEN 606, CIN 531

CLEVELAND BROWNS

Reg. Season: (19-5-0 / .792)

Home (10-3) / Away (9-2)

Postseason: (3-0 / 1.000)

Home (2-0) / Away (1-0) / S.B. (0-0)



1970 (12/20)—Cleveland 27, @Denver 13

1971 (10/24)—@Cleveland 27, @Cleveland 0

1972 (10/29)—Cleveland 27, @Denver 20

1974 (10/17)—@Cleveland 23, Denver 21

1975 (10/19)—@Denver 16, Cleveland 15

1976 (9/26)—@Denver 44, Cleveland 13

1978 (11/12)—Denver 19, @Cleveland 7

1980 (10/5)—Denver 19, @Cleveland 16

1981 (1/17)—@Denver 23, Cleveland 20 (OT)

1983 (12/4)—@Denver 27, Cleveland 6

1984 (9/16)—@Denver 24, @Cleveland 14

1986 (1/11)—Denver 23, @Cleveland 20 (OT)**

1987 (1/17)—@Denver 38, Cleveland 33***

1988 (11/13)—@Denver 30, Cleveland 7

1989 (10/1)—@Cleveland 16, Denver 13

1989 (11/4)—@Denver 37, Cleveland 21***

1990 (10/8)—Cleveland 30, @Denver 29

1991 (12/8)—Denver 17, @Cleveland 7

1992 (9/27)—Denver 12, @Cleveland 0

1993 (11/7)—Denver 29, @Cleveland 14

1994 (10/30)—@Denver 26, Cleveland 14

2000 (10/15)—@Denver 44, Cleveland 10

2003 (12/14)—@Denver 23, Cleveland 20 (OT)

2006 (10/22)—Denver 17, @Cleveland 7

2008 (11/6)—Denver 34, @Cleveland 30

2009 (9/20)—@Denver 27, Cleveland 6

2012 (12/23)—@Denver 34, Cleveland 12

RS Pts.—DEN 588, CLE 341

**AFC Championship Game

DALLAS COWBOYS

Reg. Season: (7-4-0 / .600)

Home (4-2) / Away (3-2)

Postseason: (0-1 / .000)

Home (0-0) / Away (0-0) / S.B. (0-1)



1973 (12/2)—Dallas 22, @Denver 10

1977 (12/18)—@Dallas 14, Denver 6

1977 (1/15)—Dallas 27, Denver 10#

1980 (9/14)—@Denver 41, Dallas 20

1986 (10/5)—@Denver 29, Dallas 14

1992 (12/6)—Dallas 31, @Denver 27

1995 (9/10)—@Dallas 31, Denver 21

1998 (9/13)—@Denver 42, Dallas 23

2001 (11/22)—Denver 26, @Dallas 24

2005 (11/24)—Denver 24, @Dallas 21 (OT)

2009 (10/4)—@Denver 17, Dallas 10

2013 (10/6)—Denver 51, @Dallas 48

RS Pts.—DEN 294, DAL 258

PS Pts.—DEN 10, DAL 27

#Super Bowl XII

DETROIT LIONS

Reg. Season: (6-5-0 / .545)

Home (3-2) / Away (3-3)



1971 (11/7)—Detroit 24, @Denver 20

1974 (11/28)—Denver 31, @Detroit 27

1978 (11/23)—@Detroit 17, Denver 14

1981 (10/11)—@Denver 27, Detroit 21

1984 (10/7)—Denver 28, @Detroit 7

1987 (1/11)—@Denver 34, Detroit 0

1990 (11/22)—@Detroit 40, Denver 27

1999 (12/25)—Denver 17, @Detroit 7

2003 (9/28)—@Denver 20, Detroit 16

2007 (11/4)—@Detroit 44, Denver 7

2011 (10/30)—Detroit 45, @Denver 10

RS Pts.—DEN 235, DET 248

GREEN BAY PACKERS

Reg. Season: (5-6-1 / .458)

Home (5-1) / Away (0-5-1)

Postseason: (1-0 / 1.000)

Home (0-0) / Away (0-0) / S.B. (1-0)



1971 (9/26)—@Green Bay 34, Denver 13 (Milw.)

1975 (9/29)—@Denver 23, Green Bay 13

1978 (11/15)—@Denver 16, Green Bay 3

1984 (10/19)—@Denver 17, Green Bay 14

1987 (9/20)—@Green Bay 17, Denver 17 (Milw.) (T)

1990 (12/30)—@Denver 22, Green Bay 13

1993 (10/10)—@Green Bay 30, Denver 27

1996 (12/8)—@Green Bay 41, Denver 6

1997 (1/25)—Denver 31, Green Bay 24#

1999 (10/17)—@Denver 31, Green Bay 10

2003 (12/28)—@Green Bay 31, Denver 3

2012 (9/23)—Houston 31, @Denver 25
2013 (12/22)—Denver 37, @Houston 13
RS Pts.—DEN 130, HOU 111

INDIANAPOLIS COLTS

Reg. Season: (12-9-0 / .571)

Home (7-3) / Away (5-6)

Postseason: (0-3 / .000)

Home (0-1) / Away (0-2) / S.B. (0-0)

1974 (11/10)—Denver 17, @Baltimore 6
1977 (11/27)—@Denver 27, @Baltimore 13
1978 (10/22)—@Baltimore 7, Denver 6
1981 (9/20)—@Denver 28, Baltimore 10
1983 (9/11)—Denver 17, @Baltimore 10
1983 (12/11)—@Denver 21, Baltimore 19
1985 (10/13)—Denver 15, @Indianapolis 10
1988 (10/31)—@Indianapolis 55, Denver 23
1989 (10/15)—@Denver 14, Indianapolis 3
1990 (10/21)—Denver 27, @Indianapolis 17
1993 (10/3)—@Denver 35, Indianapolis 13
2001 (1/6)—@Indianapolis 29, Denver 10
2002 (11/24)—Indianapolis 23, @Denver 20 (OT)
2003 (12/21)—Denver 31, @Indianapolis 17
2003 (1/4)—@Indianapolis 41, Denver 10
2004 (1/2)—@Denver 33, Indianapolis 14
2004 (1/9)—@Indianapolis 49, Denver 24*
2006 (10/29)—Indianapolis 34, @Denver 31
2007 (9/30)—@Indianapolis 38, Denver 20
2009 (12/13)—@Indianapolis 28, Denver 16
2010 (9/26)—Indianapolis 27, @Denver 13
2013 (10/20)—@Indianapolis 39, Denver 33
2014 (9/7)—@Denver 31, Indianapolis 24
2014 (1/11)—Indianapolis 24, @Denver 13**

RS Pts.—DEN 468, IND 436

PS Pts.—DEN 47, IND 114

***AFC Wild Card Playoff Game**

****AFC Divisional Playoff Game**

Franchise in Baltimore before 1984

JACKSONVILLE JAGUARS

Reg. Season: (4-5-0 / .444)

Home (3-2) / Away (1-3)

Postseason: (1-1 / .500)

Home (1-1) / Away (0-0) / S.B. (0-0)

1995 (12/3)—@Denver 31, Jacksonville 23
1996 (1/4)—Jacksonville 30, @Denver 27**
1997 (12/27)—@Denver 42, Jacksonville 17**
1998 (10/25)—@Denver 37, Jacksonville 24
1999 (12/13)—@Jacksonville 27, Denver 24
2004 (9/19)—@Jacksonville 17, Denver 6
2005 (10/2)—Denver 20, @Jacksonville 7
2007 (9/23)—Jacksonville 23, @Denver 14
2008 (10/12)—@Jacksonville 24, @Denver 17
2010 (9/12)—@Jacksonville 24, Denver 17
2013 (10/13)—@Denver 35, Jacksonville 19

RS Pts.—DEN 201, JAC 178

PS Pts.—DEN 69, JAC 4

***AFC Wild Card Playoff Game**

****AFC Divisional Playoff Game**

KANSAS CITY CHIEFS

Reg. Season: (53-56-0 / .486)

Home (35-20) / Away (18-36)

Postseason: (1-0 / 1.000)

Home (0-0) / Away (1-0) / S.B. (0-0)

1960 (10/30)—Dallas 17, @Denver 14
1960 (11/13)—@Dallas 34, Denver 7
1961 (10/8)—Dallas 19, @Denver 12
1961 (12/10)—@Dallas 49, Denver 21
1962 (11/18)—Dallas 24, @Denver 3
1962 (12/9)—@Dallas 17, Denver 10
1963 (9/7)—Kansas City 53, @Denver 7
1963 (12/8)—@Kansas City 52, Denver 21
1964 (10/11)—@Denver 33, Kansas City 27
1964 (1/1)—@Kansas City 49, Denver 39
1965 (10/10)—Kansas City 31, @Denver 23
1965 (12/19)—@Kansas City 45, Denver 35
1966 (10/8)—@Kansas City 37, Denver 10
1966 (10/23)—Kansas City 56, @Denver 10
1967 (10/29)—@Kansas City 52, Denver 9
1967 (12/17)—Kansas City 38, @Denver 24
1968 (9/22)—@Kansas City 34, Denver 2
1968 (12/14)—Kansas City 30, @Denver 7
1969 (10/5)—Kansas City 26, @Denver 13
1969 (11/27)—@Kansas City 31, Denver 17
1970 (10/4)—@Denver 26, Kansas City 13
1970 (12/6)—@Kansas City 16, Denver 0
1971 (10/3)—Kansas City 16, @Denver 3
1971 (11/21)—@Kansas City 28, Denver 10
1972 (10/1)—Kansas City 45, @Denver 24
1972 (12/3)—@Kansas City 24, Denver 21
1973 (10/7)—@Kansas City 16, Denver 14
1973 (11/25)—@Denver 14, Kansas City 10
1974 (10/6)—Denver 17, @Kansas City 14
1974 (11/18)—Kansas City 42, @Denver 34
1975 (9/21)—@Denver 37, Kansas City 33

1975 (10/26)—@Kansas City 26, Denver 13
1976 (10/24)—Denver 35, @Kansas City 26
1976 (12/5)—@Denver 17, Kansas City 16
1977 (10/9)—@Denver 23, Kansas City 7
1977 (11/20)—Denver 14, @Kansas City 7
1978 (9/24)—Denver 23, @Kansas City 17 (OT)
1978 (12/10)—@Denver 24, Kansas City 3
1979 (10/14)—Denver 24, @Kansas City 10
1979 (10/28)—@Denver 20, Kansas City 3
1980 (10/19)—Kansas City 23, @Denver 17
1980 (12/7)—@Kansas City 31, Denver 14
1981 (10/18)—@Kansas City 28, Denver 14
1981 (12/6)—@Denver 16, Kansas City 13
1982 (12/19)—Kansas City 37, @Denver 16
1983 (10/30)—@Denver 27, Kansas City 24
1983 (12/18)—@Kansas City 48, Denver 17
1984 (9/23)—@Denver 21, Kansas City 0
1984 (12/2)—@Kansas City 16, Denver 13
1985 (10/27)—Denver 30, @Kansas City 10
1985 (12/14)—@Denver 14, Kansas City 13
1986 (11/16)—@Denver 38, Kansas City 17
1986 (12/7)—@Kansas City 37, Denver 10
1987 (10/18)—Denver 26, @Kansas City 17
1987 (12/19)—@Denver 20, Kansas City 17
1988 (9/18)—Kansas City 20, Denver 13
1988 (11/6)—@Denver 17, Kansas City 11
1989 (9/10)—Denver 34, Kansas City 20
1989 (11/12)—Denver 16, @Kansas City 13
1990 (9/17)—@Denver 24, Kansas City 23
1990 (12/9)—@Kansas City 31, Denver 20
1991 (10/20)—@Denver 19, Kansas City 16
1991 (11/17)—Denver 24, @Kansas City 20
1992 (10/4)—@Denver 20, Kansas City 19
1992 (12/27)—@Kansas City 42, Denver 20
1993 (10/20)—@Kansas City 15, Denver 7
1993 (12/12)—@Denver 27, Kansas City 21
1994 (10/17)—Kansas City 31, @Denver 28
1994 (12/4)—Denver 20, @Kansas City 17 (OT)
1995 (10/22)—Kansas City 21, @Denver 7
1995 (12/17)—@Kansas City 20, Denver 17
1996 (9/22)—@Kansas City 17, Denver 14
1996 (10/27)—@Denver 34, Kansas City 7
1997 (8/31)—@Denver 19, Kansas City 3
1997 (11/24)—@Kansas City 24, Denver 22
1997 (1/4)—Denver 14, @Kansas City 10**

1998 (11/16)—Denver 30, @Kansas City 17
1998 (12/6)—@Denver 35, Kansas City 31
1999 (9/19)—@Kansas City 26, Denver 10
1999 (12/5)—Kansas City 16, @Denver 10
2000 (9/24)—Kansas City 23, @Denver 22
2000 (12/17)—@Kansas City 20, Denver 7
2001 (10/7)—@Denver 20, Kansas City 6
2001 (12/16)—@Kansas City 26, Denver 23 (OT)
2002 (10/20)—Denver 37, @Kansas City 34 (OT)
2002 (12/15)—@Denver 31, Kansas City 24
2003 (10/5)—@Kansas City 24, Denver 23
2003 (12/7)—@Denver 45, Kansas City 27
2004 (9/12)—@Denver 34, Kansas City 24
2004 (12/19)—@Kansas City 45, Denver 17
2005 (9/26)—@Denver 30, Kansas City 10
2005 (12/4)—@Kansas City 31, Denver 27
2006 (9/17)—@Denver 9, Kansas City 6 (OT)
2006 (11/23)—@Kansas City 19, Denver 10
2007 (11/11)—Denver 27, @Kansas City 11
2007 (12/9)—@Denver 41, Kansas City 7
2008 (9/28)—@Kansas City 33, Denver 19
2008 (12/7)—@Denver 24, Kansas City 17
2009 (12/6)—Denver 44, @Kansas City 13
2009 (1/3)—Kansas City 44, @Denver 24
2010 (11/14)—@Denver 49, Kansas City 29
2010 (12/5)—@Kansas City 10, Denver 6
2011 (11/13)—Denver 17, @Kansas City 10
2011 (1/1)—Kansas City 7, @Denver 3
2012 (11/25)—Denver 17, @Kansas City 9
2012 (12/30)—@Denver 38, Kansas City 3
2013 (11/17)—@Denver 27, Kansas City 17
2013 (12/1)—Denver 35, @Kansas City 28
2014 (9/14)—@Denver 24, Kansas City 17
2014 (11/30)—@Denver 29, @Kansas City 16
RS Pts.—DEN 2,248, KC 2,491
PS Pts.—DEN 14, KC 10
***AFC Divisional Playoff Game**
Franchise in Dallas before 1963 and known as the Texans

MIAMI DOLPHINS

Reg. Season: (5-11-1 / .313)

Home (4-4-1) / Away (1-7)

Postseason: (1-0 / 1.000)

Home (1-0) / Away (0-0) / S.B. (0-0)

1966 (10/16)—@Miami 24, Denver 7
1966 (12/4)—@Denver 17, Miami 7
1967 (9/17)—@Miami 35, Denver 21
1968 (10/27)—@Denver 21, Miami 14
1969 (12/7)—@Miami 27, Denver 24
1971 (9/19)—@Denver 10, Miami 10 (T)
1975 (12/20)—@Miami 14, Denver 13

1985 (9/15)—Miami 30, @Denver 26
1986 (12/21)—@Miami 31, Denver 21
1998 (1/9)—@Denver 38, Miami 3**
1999 (9/13)—Miami 38, @Denver 21
2001 (12/2)—@Miami 21, Denver 10
2002 (10/13)—Miami 24, @Denver 22
2004 (12/12)—@Denver 20, Miami 17
2005 (9/11)—@Miami 34, Denver 10
2008 (11/2)—Miami 26, @Denver 17
2011 (10/23)—Denver 15, @Miami 15 (OT)
2014 (11/23)—@Denver 39, Miami 36

RS Pts.—DEN 317, MIA 403

PS Pts.—DEN 38, MIA 3

****AFC Divisional Playoff Game**

MINNESOTA VIKINGS

Reg. Season: (6-7-0 / .462)

Home (3-3) / Away (2-4)

1972 (10/15)—Minnesota 23, @Denver 20
1978 (9/11)—@Minnesota 12, Denver 9 (OT)
1981 (11/2)—@Denver 19, Minnesota 17
1984 (11/18)—@Denver 42, Minnesota 21
1987 (10/26)—@Minnesota 34, Denver 27
1990 (11/4)—@Minnesota 27, Denver 22
1991 (9/29)—Denver 13, @Minnesota 6
1993 (11/14)—Minnesota 26, @Denver 23
1996 (11/24)—Denver 21, @Minnesota 17
1999 (10/31)—Minnesota 23, @Denver 20
2003 (10/19)—@Minnesota 28, Denver 20
2007 (12/30)—@Denver 22, Minnesota 19 (OT)
2011 (12/4)—Denver 35, @Minnesota 32

RS Pts.—DEN 293, MIN 285

NEW ENGLAND PATRIOTS

Reg. Season: (25-20-0 / .556)

Home (16-9) / Away (9-11)

Postseason: (3-1 / .750)

Home (3-0) / Away (0-1) / S.B. (0-0)

1960 (9/9)—Denver 13, @Boston 10
1960 (10/23)—@Denver 31, Boston 24
1961 (9/16)—@Boston 45, Denver 17
1961 (12/3)—Boston 28, @Denver 24
1962 (9/21)—@Boston 41, Denver 16
1962 (11/11)—Boston 33, @Denver 29
1963 (9/29)—@Denver 14, Boston 10
1963 (10/18)—@Boston 40, Denver 21
1964 (10/4)—Boston 39, @Denver 10
1964 (11/20)—@Boston 12, Denver 7
1965 (9/24)—Denver 27, @Boston 10
1965 (12/12)—Boston 28, @Denver 20
1966 (9/18)—Boston 24, @Denver 10
1966 (11/6)—Denver 17, @Boston 10
1967 (9/3)—@Denver 26, Boston 21
1968 (9/29)—Boston 20, @Denver 17
1968 (11/3)—Denver 35, @Boston 14
1969 (9/14)—@Denver 35, Boston 7
1972 (12/17)—@Denver 45, New England 21
1976 (11/28)—@New England 38, Denver 14
1979 (11/11)—@Denver 45, New England 10
1980 (9/29)—@New England 23, Denver 14
1984 (11/4)—@Denver 26, New England 19
1986 (9/28)—@Denver 27, New England 20
1986 (1/4)—@Denver 22, New England 17**
1987 (12/6)—@Denver 31, New England 20
1988 (12/17)—@Denver 21, New England 10
1991 (10/27)—Denver 9, @New England 6
1995 (10/1)—@Denver 20, New England 3
1996 (11/17)—Denver 34, @New England 8
1997 (10/6)—@Denver 34, New England 13
1998 (9/7)—@Denver 27, New England 21
1999 (10/24)—@New England 24, Denver 23
2000 (10/1)—New England 28, @Denver 19
2001 (10/28)—@Denver 31, New England 20
2002 (10/27)—Denver 24, @New England 16
2003 (11/3)—New England 30, @Denver 26
2005 (10/16)—@Denver 28, New England 20
2005 (1/14)—@Denver 27, New England 13**
2006 (9/24)—@Denver 17, @New England 7
2008 (10/20)—@New England 41, Denver 7
2009 (10/11)—@Denver 20, New England 17 (OT)
2011 (12/18)—New England 41, @Denver 23
2011 (1/14)—@New England 45, Denver 10**
2012 (10/7)—@New England 31, Denver 21
2013 (11/24)—@New England 34, Denver 31 (OT)
2013 (1/19)—@Denver 26, New England 16***
2014 (11/2)—@New England 43, Denver 21

RS Pts.—DEN 1,044, NE 983

PS Pts.—DEN 85, NE 91

****AFC Divisional Playoff Game**

*****AFC Championship Game**

Franchise in Boston before 1971

NEW ORLEANS SAINTS

Reg. Season: (8-2-0 / .800)
Home (5-1) / Away (3-1)



1970 (11/2) @Denver 31, @New Orleans 6
1974 (10/13) @Denver 33, New Orleans 17
1979 (11/4) @Denver 10, New Orleans 3
1985 (9/15) @Denver 34, New Orleans 23
1988 (11/20) @New Orleans 42, Denver 0
1994 (12/24) @New Orleans 30, @Denver 28
2000 (12/3) @Denver 38, @New Orleans 23
2004 (11/21) @Denver 34, @New Orleans 13
2008 (9/21) @Denver 34, New Orleans 32
2012 (10/28) @Denver 34, New Orleans 14
RS Pts. —DEN 276, NO 203

NEW YORK GIANTS

Reg. Season: (6-5-0 / .545)
Home (4-1) / Away (2-4)



Postseason: (0-1 / .000)
Home (0-0) / Away (0-0) / S.B. (0-1)

1972 (11/5) @New York 29, Denver 17
1976 (11/21) @Denver 14, New York 13
1980 (10/26) @Denver 14, @New York 9
1986 (11/23) @New York 19, Denver 16
1986 (1/25) @New York 39, Denver 20#
1989 (12/10) @New York 14, @Denver 7
1992 (11/15) @Denver 27, New York 13
1998 (12/13) @New York 20, Denver 16
2001 (9/10) @Denver 31, New York 20
2005 (10/23) @New York 24, @Denver 23
2009 (11/26) @Denver 26, New York 6
2013 (9/15) @Denver 41, @New York 23

RS Pts. —DEN 232, NYG 190

PS Pts. —DEN 20, NYG 39

***Super Bowl

NEW YORK JETS

Reg. Season: (18-15-1 / .545)
Home (10-8) / Away (8-7-1)



Postseason: (1-0 / 1.000)
Home (1-0) / Away (0-0) / S.B. (0-0)

1960 (9/23) @New York 28, Denver 24
1960 (12/4) @New York 30, @Denver 27
1961 (9/24) @New York 35, Denver 28
1961 (10/22) @Denver 27, New York 10
1962 (9/30) @Denver 32, @New York 10
1962 (11/22) @New York 46, @Denver 45
1963 (10/26) @Denver 35, @New York 35 (T)
1963 (11/17) @New York 14, @Denver 9
1964 (9/12) @New York 30, Denver 6
1964 (11/15) @Denver 20, New York 16
1965 (10/3) @Denver 16, New York 13
1965 (10/31) @New York 45, Denver 10
1966 (9/25) @New York 16, @Denver 7
1967 (9/24) @New York 38, @Denver 24
1967 (12/3) @Denver 33, @New York 24
1968 (10/13) @Denver 21, @New York 13
1969 (9/21) @Denver 21, New York 19
1973 (10/28) @Denver 40, @New York 28
1976 (9/19) @Denver 46, New York 3
1978 (11/5) @New York 31, @Denver 28
1980 (11/16) @Denver 31, New York 24
1986 (10/20) @New York 22, Denver 10
1992 (11/8) @Denver 27, New York 16
1993 (9/5) @Denver 26, @New York 20
1994 (9/12) @New York 25, Denver 22 (OT)
1996 (9/1) @Denver 23, New York 6

1998 (11/7) @Denver 31, New York 10***

1999 (10/3) @New York 21, @Denver 13
2000 (11/5) @Denver 30, @New York 23
2002 (12/8) @New York 19, Denver 13
2005 (11/20) @Denver 27, New York 0
2008 (11/30) @Denver 34, @New York 17
2010 (10/17) @New York 24, @Denver 20
2011 (11/17) @Denver 17, New York 13
2014 (10/12) @Denver 31, @New York 17

RS Pts. —DEN 851, NYJ 731

PS Pts. —DEN 23, NYJ 10

***AFC Championship Game

Franchise known as Titans before 1963

OAKLAND RAIDERS

Reg. Season: (48-59-2 / .449)
Home (24-28-2) / Away (24-31)



Postseason: (1-1 / .500)
Home (1-0) / Away (0-1) / S.B. (0-0)

1960 (10/2) @Denver 31, Oakland 14
1960 (12/17) @Oakland 48, Denver 10
1961 (10/1) @Oakland 33, Denver 19
1961 (10/15) @Denver 27, Oakland 24
1962 (10/5) @Denver 44, Oakland 7
1962 (10/14) @Denver 23, @Oakland 6
1963 (11/28) @Oakland 26, @Denver 10

1963 (12/15) @Oakland 35, Denver 31
1964 (10/25) @Oakland 40, Denver 7
1964 (11/29) @Denver 20, Oakland 20 (T)
1965 (11/21) @Oakland 28, @Denver 20
1965 (12/5) @Oakland 24, Denver 13
1966 (11/20) @Oakland 17, @Denver 3
1966 (12/11) @Oakland 28, Denver 10
1967 (9/10) @Oakland 51, Denver 0
1967 (11/5) @Oakland 21, @Denver 17
1968 (11/10) @Oakland 43, @Denver 7
1968 (12/8) @Oakland 33, Denver 27
1969 (10/12) @Oakland 24, @Denver 14
1969 (11/9) @Oakland 41, Denver 10
1970 (10/11) @Oakland 35, Denver 23
1970 (11/15) @Oakland 24, @Denver 19
1971 (10/10) @Oakland 27, @Denver 16
1971 (12/19) @Oakland 21, Denver 13
1972 (10/22) @Denver 30, @Oakland 23
1972 (11/19) @Oakland 37, @Denver 20
1973 (10/22) @Denver 23, Oakland 23 (T)
1973 (12/16) @Oakland 21, Denver 17
1974 (11/3) @Oakland 28, @Denver 17
1974 (11/24) @Denver 20, @Oakland 17
1975 (11/2) @Oakland 42, @Denver 17
1975 (12/8) @Oakland 17, Denver 10
1976 (10/17) @Oakland 17, @Denver 10
1976 (10/31) @Oakland 19, Denver 10
1977 (10/16) @Denver 30, @Oakland 7
1977 (10/30) @Oakland 24, @Denver 14
1977 (11/1) @Denver 20, Oakland 17***
1978 (9/3) @Denver 14, Oakland 6
1978 (12/3) @Denver 21, @Oakland 6
1979 (9/30) @Oakland 27, Denver 3
1979 (11/25) @Oakland 14, @Denver 10
1980 (12/1) @Oakland 9, Denver 3
1980 (12/14) @Oakland 24, @Denver 21
1981 (9/6) @Denver 9, Oakland 7
1981 (10/4) @Denver 17, @Oakland 0
1982 (12/26) @Los Angeles 27, Denver 10
1983 (9/25) @Los Angeles 22, @Denver 7
1983 (11/13) @Los Angeles 22, Denver 20
1984 (9/30) @Denver 16, Los Angeles 13
1984 (10/28) @Denver 22, @Los Angeles 19 (OT)
1985 (11/24) @Los Angeles 31, Denver 28 (OT)
1985 (12/8) @Los Angeles 17, @Denver 14 (OT)
1986 (9/7) @Denver 38, Los Angeles 36
1986 (11/2) @Denver 21, @Los Angeles 30
1987 (10/12) @Denver 30, Los Angeles 14
1987 (11/22) @Denver 23, @Los Angeles 17
1988 (9/26) @Los Angeles 30, @Denver 27 (OT)
1988 (12/4) @Los Angeles 21, Denver 20
1989 (9/24) @Denver 31, Los Angeles 21
1989 (12/3) @Los Angeles 16, Denver 13 (OT)
1990 (9/9) @Los Angeles 14, Denver 9
1990 (12/2) @Los Angeles 23, @Denver 20
1991 (9/8) @Los Angeles 16, Denver 13
1991 (11/10) @Los Angeles 17, @Denver 16
1992 (9/6) @Denver 17, Los Angeles 13
1992 (11/22) @Los Angeles 24, Denver 0
1993 (10/18) @Los Angeles 33, @Denver 20
1993 (11/2) @Los Angeles 33, Denver 30 (OT)
1993 (11/9) @Los Angeles 42, Denver 24*
1994 (9/18) @Los Angeles 48, @Denver 16
1994 (12/11) @Los Angeles 23, Denver 13
1995 (10/16) @Denver 27, Oakland 0
1995 (12/24) @Denver 31, @Oakland 28
1996 (11/4) @Denver 22, @Oakland 21
1996 (12/15) @Denver 24, Oakland 19
1997 (10/19) @Oakland 28, Denver 25
1997 (11/24) @Denver 31, Oakland 3
1998 (9/20) @Denver 34, @Oakland 17
1998 (11/22) @Denver 40, Oakland 14
1999 (10/10) @Denver 16, @Oakland 13
1999 (11/22) @Denver 27, Oakland 21 (OT)
2000 (9/17) @Denver 33, @Oakland 24
2000 (11/13) @Denver 27, Oakland 24
2001 (11/5) @Oakland 38, Denver 28
2001 (12/30) @Denver 23, Oakland 17
2002 (11/11) @Oakland 34, @Denver 10
2002 (12/22) @Oakland 28, Denver 16
2003 (9/22) @Denver 31, Oakland 10
2003 (11/3) @Denver 22, @Oakland 8
2004 (10/17) @Denver 31, @Oakland 3
2004 (11/28) @Oakland 25, @Denver 24
2005 (11/13) @Denver 31, @Oakland 17
2005 (12/24) @Denver 22, Oakland 3
2006 (10/15) @Denver 13, Oakland 3
2006 (11/12) @Denver 17, @Oakland 13
2007 (9/16) @Denver 23, Oakland 20 (OT)
2007 (12/2) @Oakland 34, Denver 20
2008 (9/8) @Denver 41, @Oakland 14
2008 (11/23) @Oakland 31, @Denver 10

2009 (9/27) @Denver 23, @Oakland 3
2009 (12/20) @Oakland 20, @Denver 19
2010 (10/24) @Oakland 59, @Denver 14
2010 (12/19) @Oakland 39, Denver 23
2011 (9/12) @Oakland 23, @Denver 20
2011 (11/26) @Denver 38, @Oakland 24
2012 (9/30) @Denver 37, Oakland 6
2012 (12/6) @Denver 26, @Oakland 13
2013 (9/23) @Denver 37, Oakland 21
2013 (12/29) @Denver 34, @Oakland 14
2014 (11/9) @Denver 41, @Oakland 17
2014 (12/28) @Denver 47, Oakland 14
RS Pts. —DEN 2,258, OAK 2,351

PS Pts. —DEN 44, OAK 59

***AFC Wild Card Playoff Game

***AFC Championship Game

Franchise in Los Angeles from 1982-94

PHILADELPHIA EAGLES

Reg. Season: (5-7-0 / .417)
Home (4-2) / Away (1-5)



1971 (10/31) @Philadelphia 17, Denver 16
1975 (12/14) @Denver 25, Philadelphia 10
1980 (9/7) @Philadelphia 27, Denver 6
1983 (9/18) @Philadelphia 13, @Denver 10
1986 (9/21) @Denver 33, @Philadelphia 7
1989 (10/29) @Philadelphia 28, @Denver 24
1992 (9/20) @Philadelphia 30, Denver 0
1995 (11/12) @Philadelphia 31, Denver 13
1998 (10/4) @Denver 41, Philadelphia 16
2005 (10/30) @Denver 49, Philadelphia 21
2008 (12/27) @Philadelphia 30, Denver 27
2013 (9/29) @Denver 52, Philadelphia 20
RS Pts. —DEN 296, PHI 250

PITTSBURGH STEELERS

Reg. Season: (14-7-1 / .659)
Home (8-3-1) / Away (6-4)



Postseason: (4-3 / .571)
Home (3-2) / Away (1-1) / S.B. (0-0)

1970 (9/27) @Denver 16, Pittsburgh 13
1971 (11/28) @Denver 22, @Pittsburgh 10
1973 (11/18) @Denver 23, @Pittsburgh 13
1974 (9/22) @Denver 35, Pittsburgh 35 (T)
1975 (10/12) @Pittsburgh 20, Denver 9
1977 (11/6) @Denver 21, Pittsburgh 7
1977 (12/24) @Denver 34, Pittsburgh 21**
1978 (12/16) @Pittsburgh 21, @Denver 17
1978 (12/30) @Pittsburgh 33, Denver 10**
1979 (10/22) @Pittsburgh 42, Denver 7
1983 (9/4) @Denver 14, @Pittsburgh 10
1984 (12/30) @Pittsburgh 24, @Denver 17**
1985 (12/1) @Denver 31, @Pittsburgh 10
1986 (9/15) @Denver 21, @Pittsburgh 10
1988 (10/23) @Pittsburgh 39, Denver 21
1989 (11/5) @Denver 34, Pittsburgh 7
1989 (11/7) @Denver 24, Pittsburgh 23***
1990 (10/14) @Pittsburgh 34, @Denver 17
1991 (11/3) @Denver 20, Pittsburgh 13
1993 (11/21) @Denver 37, Pittsburgh 13
1997 (12/7) @Pittsburgh 35, Denver 24
1997 (11/17) @Denver 24, @Pittsburgh 21***
2003 (10/12) @Denver 17, Pittsburgh 14
2005 (1/22) @Pittsburgh 34, @Denver 17***
2006 (11/5) @Denver 31, @Pittsburgh 20
2007 (10/21) @Denver 31, @Pittsburgh 28
2009 (11/9) @Pittsburgh 28, @Denver 10
2011 (1/8) @Denver 29, Pittsburgh 23 (OT)*
2012 (9/9) @Denver 31, Pittsburgh 19

RS Pts. —DEN 489, PIT 454

PS Pts. —DEN 155, PIT 179

***AFC Wild Card Playoff Game

***AFC Divisional Playoff Game

***AFC Championship Game

ST. LOUIS RAMS

Reg. Season: (5-8-0 / .385)
Home (3-3) / Away (2-5)



1972 (11/12) @Denver 16, @Los Angeles 10
1974 (9/15) @Los Angeles 17, @Denver 10
1979 (9/16) @Los Angeles 13, @Denver 9
1982 (12/12) @Denver 27, @Los Angeles 24
1985 (9/8) @Los Angeles 20, Denver 16
1988 (11/27) @Denver 35, Los Angeles 24
1994 (11/6) @Los Angeles 27, Denver 21
1997 (9/14) @Denver 35, St. Louis 14
2000 (9/4) @St. Louis 41, Denver 36
2002 (9/8) @Denver 23, St. Louis 16
2006 (9/10) @St. Louis 18, Denver 10
2010 (11/28) @St. Louis 36, @Denver 33
2014 (11/16) @St. Louis 22, Denver 7
RS Pts. —DEN 278, STL 282

Franchise in Los Angeles before 1995

SAN DIEGO CHARGERS

Reg. Season: (60-49-1 / .550)

Home (37-17-1) / Away (23-32)

Postseason: (1-0 / 1.000)

Home (1-0) / Away (0-0) / S.B. (0-0)

1960 (10/16) —Los Angeles 23, @Denver 19
1960 (12/10) —@San Angeles 41, Denver 33
1961 (10/29) —@San Diego 37, Denver 0
1961 (11/7) —San Diego 19, @Denver 16
1962 (1/12) —@Denver 30, San Diego 21
1962 (1/14) —Denver 23, @San Diego 20
1963 (10/6) —@Denver 50, San Diego 34
1963 (12/22) —@San Diego 58, Denver 20
1964 (10/18) —@San Diego 42, Denver 14
1964 (11/8) —San Diego 31, @Denver 20
1965 (9/11) —@San Diego 34, Denver 31
1965 (11/7) —San Diego 35, @Denver 21
1966 (10/30) —@San Diego 24, Denver 17
1966 (11/27) —@Denver 20, San Diego 17
1967 (10/22) —San Diego 38, @Denver 21
1967 (11/23) —@San Diego 24, Denver 20
1968 (10/20) —@San Diego 55, Denver 24
1968 (12/1) —San Diego 47, @Denver 23
1969 (1/12) —@Denver 13, San Diego 0
1969 (1/23) —@San Diego 45, Denver 24
1970 (1/18) —@San Diego 24, Denver 21
1970 (12/13) —@Denver 20, San Diego 17 (T)
1971 (10/17) —@San Diego 45, Denver 17
1971 (12/12) —@San Diego 45, Denver 17
1972 (9/24) —@San Diego 37, Denver 14
1972 (12/10) —@Denver 38, San Diego 13
1973 (11/11) —@Denver 30, San Diego 19
1973 (12/9) —Denver 42, @San Diego 28
1974 (10/20) —@Denver 27, San Diego 7
1974 (12/15) —@San Diego 17, Denver 0
1975 (11/16) —Denver 27, @San Diego 17
1975 (11/30) —@Denver 13, San Diego 10 (OT)
1976 (10/3) —@Denver 26, San Diego 0
1976 (11/14) —Denver 17, @San Diego 0
1977 (1/13) —Denver 17, @San Diego 14
1977 (12/11) —@Denver 17, San Diego 9
1978 (9/17) —@Denver 27, San Diego 4
1978 (10/9) —@San Diego 23, Denver 0
1979 (10/7) —@Denver 7, San Diego 0
1979 (12/17) —@San Diego 17, Denver 7
1980 (9/21) —San Diego 30, @Denver 13
1980 (11/9) —Denver 20, @San Diego 13
1981 (9/27) —@Denver 42, San Diego 24
1981 (11/29) —@San Diego 34, Denver 17
1982 (9/12) —San Diego 23, @Denver 3
1982 (11/28) —@San Diego 30, Denver 20
1983 (10/23) —@Denver 14, San Diego 6
1983 (11/27) —@San Diego 31, Denver 7
1984 (11/11) —@Denver 16, San Diego 13
1984 (12/9) —Denver 16, @San Diego 13
1985 (11/3) —@San Diego 30, Denver 10
1985 (11/17) —@Denver 30, San Diego 24 (OT)
1986 (10/12) —Denver 31, @San Diego 14
1986 (11/9) —San Diego 9, @Denver 3
1987 (11/29) —Denver 31, @San Diego 17
1987 (12/27) —@Denver 24, San Diego 0
1988 (9/11) —@Denver 34, San Diego 3
1988 (10/2) —Denver 12, @San Diego 0
1989 (10/8) —@Denver 16, San Diego 10
1989 (12/24) —@San Diego 19, Denver 16
1990 (11/11) —@San Diego 19, Denver 7
1990 (12/16) —@Denver 20, San Diego 10
1991 (9/22) —@Denver 27, San Diego 19
1991 (12/22) —Denver 17, @San Diego 14
1992 (9/13) —@Denver 21, San Diego 13
1992 (10/25) —@San Diego 24, Denver 21
1993 (9/12) —@Denver 34, San Diego 17
1993 (12/13) —@San Diego 13, Denver 10
1994 (9/4) —San Diego 37, @Denver 34
1994 (10/23) —Denver 20, @San Diego 15
1995 (9/24) —@San Diego 17, Denver 6
1995 (11/19) —@Denver 30, San Diego 27
1996 (10/6) —@Denver 28, San Diego 17
1996 (12/22) —@San Diego 16, Denver 10
1997 (11/30) —Denver 38, @San Diego 28
1997 (12/21) —@Denver 38, San Diego 3
1998 (11/8) —@Denver 27, San Diego 10
1998 (11/29) —Denver 31, @San Diego 16
1999 (11/7) —Denver 33, @San Diego 17
1999 (12) —San Diego 12, @Denver 6
2000 (10/8) —Denver 21, @San Diego 7
2000 (11/19) —@Denver 38, San Diego 37
2001 (10/21) —@San Diego 27, Denver 10
2001 (11/11) —@Denver 26, San Diego 16
2002 (10/6) —@Denver 26, San Diego 9
2002 (12/1) —@San Diego 30, Denver 27 (OT)
2003 (9/14) —Denver 37, @San Diego 13
2003 (11/16) —@Denver 37, San Diego 8
2004 (9/26) —@Denver 23, San Diego 13
2004 (12/5) —@San Diego 20, Denver 17
2005 (9/8) —@Denver 20, San Diego 17
2005 (12/31) —Denver 23, @San Diego 7



2006 (11/19) —San Diego 35, @Denver 27
2006 (12/10) —@San Diego 48, Denver 20
2007 (10/7) —San Diego 41, @Denver 3
2007 (12/24) —@San Diego 23, Denver 3
2008 (9/14) —@Denver 39, San Diego 38
2008 (12/28) —@San Diego 52, Denver 21
2009 (10/19) —Denver 34, @San Diego 23
2009 (11/22) —San Diego 32, @Denver 3
2010 (11/22) —@San Diego 35, Denver 14
2010 (1/2) —San Diego 33, @Denver 28
2011 (10/9) —San Diego 29, @Denver 24
2011 (11/27) —Denver 16, @San Diego 13 (OT)
2012 (10/15) —Denver 35, @San Diego 24
2012 (11/18) —@Denver 30, San Diego 23
2013 (10/11) —Denver 28, @San Diego 20
2013 (12/12) —San Diego 27, @Denver 20
2013 (11/12) —@Denver 24, San Diego 17**
2014 (10/23) —@Denver 35, San Diego 21
2014 (12/14) —Denver 22, San Diego 10
RS Pts. —DEN 2,363, SD 2,390
**AFC Divisional Playoff Game
Franchise in Los Angeles before 1961

SAN FRANCISCO 49ERS

Reg. Season: (7-6-0 / .538)

Home (4-2) / Away (3-4)

Postseason: (0-1 / .000)

Home (0-0) / Away (0-1) / S.B. (0-1)

1970 (10/25) —@San Francisco 19, Denver 14
1973 (9/23) —San Francisco 36, @Denver 34
1979 (11/18) —Denver 38, @San Francisco 28
1982 (9/19) —@Denver 24, San Francisco 21
1985 (11/11) —@Denver 17, San Francisco 16
1988 (10/9) —Denver 16, @San Fran. 13 (OT)
1989 (1/28) —San Francisco 55, Denver 10#
1994 (12/17) —@San Francisco 42, Denver 19
1997 (12/15) —@San Francisco 34, Denver 17
2000 (12/23) —@Denver 38, San Francisco 9
2002 (9/15) —Denver 24, @San Francisco 14
2006 (12/31) —San Fran. 26, @Denver 23 (OT)
2010 (10/31) —@San Fran. 24, Denver 16 (London)
2014 (10/19) —@Denver 42, San Francisco 17
RS Pts. —DEN 322, SF 299
PS Pts. —DEN 10, SF 55
#Super Bowl



SEATTLE SEAHAWKS

Reg. Season: (34-19-0 / .642)

Home (21-5) / Away (13-14)

Postseason: (0-2 / .000)

Home (0-0) / Away (0-1) / S.B. (0-1)

1977 (10/2) —Denver 24, @Seattle 13
1978 (10/1) —@Denver 28, Seattle 7
1978 (10/29) —Denver 20, @Seattle 17 (OT)
1979 (9/23) —@Denver 37, Seattle 34
1979 (12/8) —@Seattle 28, Denver 23
1980 (11/23) —@Denver 36, Seattle 20
1980 (12/21) —Denver 25, @Seattle 17
1981 (9/13) —@Seattle 13, Denver 10
1981 (12/13) —@Denver 23, Seattle 13
1982 (11/21) —Seattle 17, @Denver 10
1982 (12/2) —@Seattle 13, Denver 11
1983 (11/6) —@Seattle 27, Denver 19
1983 (11/20) —@Denver 38, Seattle 27
1983 (12/24) —@Seattle 31, Denver 7
1984 (11/25) —Seattle 27, @Denver 24
1984 (12/15) —Denver 31, @Seattle 14
1985 (10/20) —@Denver 13, Seattle 10 (OT)
1985 (12/20) —Denver 27, @Seattle 24
1986 (10/26) —@Denver 20, Seattle 13
1986 (12/20) —@Seattle 41, Denver 16
1987 (9/13) —@Denver 40, Seattle 17
1987 (12/13) —@Seattle 28, Denver 21
1988 (9/4) —Seattle 21, @Denver 14
1988 (12/11) —@Seattle 42, Denver 14
1989 (10/22) —Denver 24, @Seattle 21 (OT)
1989 (11/26) —@Denver 41, Seattle 14
1990 (9/23) —@Denver 34, Seattle 31 (OT)
1990 (12/23) —@Seattle 17, Denver 12
1991 (9/15) —@Denver 16, Seattle 10
1991 (11/24) —@Seattle 13, Denver 10
1992 (11/30) —@Seattle 16, Denver 13 (OT)
1992 (12/20) —@Denver 10, Seattle 6
1993 (10/20) —@Denver 28, Seattle 17
1993 (11/28) —Denver 17, @Seattle 9
1994 (10/9) —@Denver 16, @Seattle 9
1994 (11/13) —@Denver 17, Seattle 10
1995 (10/1) —@Seattle 27, Denver 10
1995 (12/10) —Seattle 31, @Denver 27
1996 (9/8) —Denver 30, @Seattle 20
1996 (12/1) —@Denver 34, Seattle 7
1997 (9/7) —Denver 35, @Seattle 14
1997 (11/2) —@Denver 30, Seattle 27
1998 (10/11) —Denver 21, @Seattle 16
1998 (12/27) —@Denver 28, Seattle 21
1999 (11/14) —@Seattle 20, Denver 17
1999 (12/19) —@Denver 36, Seattle 10 (OT)
2000 (11/26) —Denver 38, @Seattle 31



2000 (12/10) —@Denver 31, Seattle 24
2001 (10/14) —@Seattle 34, Denver 21
2001 (12/9) —@Denver 20, Seattle 7
2002 (11/17) —Denver 31, @Seattle 9
2006 (12/3) —Seattle 23, @Denver 20
2010 (9/19) —@Denver 31, Seattle 14
2013 (12/2) —Seattle 43, Denver 8#
2014 (9/21) —@Seattle 26, Denver 20 (OT)
RS Pts. —DEN 1,242, SEA 1,037
PS Pts. —DEN 7, SEA 3
*AFC Wild Card Playoff Game
#Super Bowl

TAMPA BAY BUCCANEERS

Reg. Season: (6-2-0 / .750)

Home (4-1) / Away (2-1)

1976 (11/7) —@Denver 48, Tampa Bay 13
1981 (11/15) —Denver 24, @Tampa Bay 7
1993 (12/26) —Tampa Bay 17, @Denver 10
1996 (9/14) —@Denver 27, Tampa Bay 23
1999 (9/26) —@Tampa Bay 13, Denver 10
2004 (10/3) —Denver 16, @Tampa Bay 13
2008 (10/5) —@Denver 16, Tampa Bay 13
2012 (12/2) —@Denver 31, Tampa Bay 23
RS Pts. —DEN 182, TB 122



TENNESSEE TITANS

Reg. Season: (15-21-1 / .419)

Home (9-7-1) / Away (6-14)

Postseason: (2-1 / .667)

Home (2-0) / Away (0-1) / S.B. (0-0)

1960 (11/6) —Houston 45, @Denver 25
1960 (11/20) —@Houston 20, Denver 10
1961 (11/5) —Houston 55, @Denver 14
1961 (11/26) —@Houston 45, Denver 14
1962 (10/21) —@Denver 20, Houston 10
1962 (12/2) —@Houston 34, Denver 17
1963 (9/14) —@Houston 20, Denver 14
1963 (10/13) —Houston 33, @Denver 24
1964 (9/27) —Houston 38, @Denver 17
1964 (12/20) —@Houston 34, Denver 15
1965 (10/17) —@Denver 28, Houston 17
1965 (11/14) —Denver 31, @Houston 21
1966 (9/3) —@Houston 45, Denver 7
1966 (10/2) —@Denver 40, Houston 38
1967 (10/1) —@Houston 10, Denver 6
1967 (11/12) —Houston 20, @Denver 18
1968 (11/17) —@Houston 38, Denver 17
1969 (11/6) —@Houston 20, Denver 21
1969 (11/26) —@Houston 20, Houston 20 (T)
1970 (11/29) —@Houston 31, Denver 17
1972 (9/7) —@Denver 30, Houston 17
1973 (10/14) —Denver 48, @Houston 20
1974 (12/8) —@Denver 37, Houston 14
1976 (10/10) —@Houston 17, Denver 3
1977 (12/4) —Denver 24, @Houston 14
1979 (12/23) —@Houston 13, Denver 7*
1980 (11/12) —Houston 20, @Denver 16
1983 (10/9) —Denver 26, @Houston 14
1985 (10/6) —@Denver 31, Houston 20
1987 (10/4) —Houston 40, @Denver 10
1987 (11/10) —@Denver 34, Houston 10**
1991 (10/6) —@Houston 42, Denver 14
1991 (11/4) —@Houston 26, Houston 24**
1992 (10/18) —@Denver 27, Houston 21
1995 (11/26) —@Houston 42, Denver 33
2004 (12/25) —Denver 37, @Tennessee 16
2007 (11/19) —@Denver 34, Tennessee 20
2010 (10/3) —Denver 26, @Tennessee 20
2011 (9/25) —@Tennessee 17, Denver 14
2013 (12/8) —@Denver 51, Tennessee 28
RS Pts. —DEN 80, TEN 90
*AFC Wild Card Playoff Game
**AFC Divisional Playoff Game
Franchise in Houston before 1997 and known as the Oilers before 1999



WASHINGTON REDSKINS

Reg. Season: (7-5-0 / .583)

Home (5-2) / Away (2-3)

Postseason: (0-1 / .000)

Home (0-0) / Away (0-0) / S.B. (0-1)

1970 (11/1) —Washington 19, @Denver 3
1974 (9/30) —@Washington 30, Denver 3
1980 (10/13) —@Denver 20, Washington 17
1986 (12/13) —@Denver 31, Washington 30
1987 (11/31) —Washington 42, Denver 10#
1989 (1/20) —Denver 14, @Washington 10
1992 (10/12) —@Washington 34, Denver 3
1995 (9/17) —@Denver 38, Washington 31
1998 (9/27) —Denver 38, @Washington 16
2001 (11/18) —Washington 17, @Denver 10
2005 (10/9) —@Denver 21, Washington 19
2009 (11/15) —@Washington 27, Denver 17
2013 (10/27) —@Washington 45, Washington 21
RS Pts. —DEN 243, WAS 271
PS Pts. —DEN 10, WAS 42
#Super Bowl



BRONCOS VS. THE NFL (REGULAR SEASON / POSTSEASON / PRESEASON)

	REGULAR SEASON						POSTSEASON			PRESEASON			
Franchise	W	L	T	Pct.	PF	PA	W	L	Pct.	W	L	T	Pct.
Arizona Cardinals	8	1	1	.850	289	149	0	0	.000	16	7	0	.696
Atlanta Falcons	8	5	0	.615	362	312	1	0	1.000	4	2	0	.667
Baltimore Ravens	5	5	0	.500	219	232	0	2	.000	0	0	0	.000
Buffalo Bills	16	19	1	.457	795	855	0	1	.000	4	4	0	.500
Carolina Panthers	3	1	0	.750	100	61	0	0	.000	2	1	0	.667
Chicago Bears	7	7	0	.500	233	276	0	0	.000	5	3	0	.625
Cincinnati Bengals	19	9	0	.679	606	531	0	0	.000	3	2	0	.600
Cleveland Browns	19	5	0	.792	588	341	3	0	1.000	1	1	0	.500
Dallas Cowboys	7	4	0	.636	294	258	0	1	.000	8	7	0	.533
Detroit Lions	6	5	0	.545	235	248	0	0	.000	2	3	0	.400
Green Bay Packers	5	6	1	.458	211	274	1	0	1.000	6	3	0	.667
Houston Texans	3	2	0	.600	130	111	0	0	.000	4	2	0	.667
Indianapolis Colts	12	9	0	.571	468	436	0	3	.000	7	6	0	.538
Jacksonville Jaguars	4	5	0	.444	201	178	1	1	.500	0	2	0	.000
Kansas City Chiefs	53	56	0	.486	2,249	2,491	1	0	1.000	1	7	0	.125
Miami Dolphins	5	11	1	.313	317	403	1	0	1.000	5	6	0	.455
Minnesota Vikings	6	7	0	.462	293	285	0	0	.000	5	7	0	.417
New England Patriots	25	20	0	.556	1,044	983	3	1	.750	5	3	0	.625
New Orleans Saints	8	2	0	.800	276	203	0	0	.000	2	3	0	.400
New York Giants	6	5	0	.545	232	190	0	1	.000	0	2	0	.000
New York Jets	18	15	1	.545	831	731	1	0	1.000	1	2	0	.333
Oakland Raiders	48	59	2	.449	2,258	2,351	1	1	.500	4	7	0	.364
Philadelphia Eagles	5	7	0	.417	296	250	0	0	.000	0	1	0	.000
Pittsburgh Steelers	14	7	1	.659	489	454	4	3	.571	1	0	0	1.000
St. Louis Rams	5	8	0	.385	278	282	0	0	.000	8	2	0	.800
San Diego Chargers	60	49	1	.550	2,363	2,390	1	0	1.000	2	5	0	.286
San Francisco 49ers	7	6	0	.538	322	299	0	1	.000	20	16	0	.556
Seattle Seahawks	34	19	0	.642	1,242	1,037	0	2	.000	9	3	0	.750
Tampa Bay Buccaneers	6	2	0	.750	182	122	0	0	.000	2	0	0	1.000
Tennessee Titans	14	21	1	.403	789	952	2	1	.667	5	5	0	.500
Washington Redskins	7	5	0	.583	243	271	0	1	.000	1	5	0	.167
TOTALS	444	382	10	.537	18,486	17,984	20	19	.513	132	117	0	.530

BRONCOS VS. AFC WEST (REGULAR SEASON / SINCE AFL-NFL MERGER)

Year	KC	OAK	SD	SEA	TB*	Home	Away	Overall
1970	1-1	0-2	0-1-1	—	—	1-1-1	0-3	1-4-1
1971	0-2	0-2	1-1	—	—	1-2	0-3	1-5
1972	0-2	1-1	1-1	—	—	1-2	1-2	2-4
1973	1-1	0-1-1	2-0	—	—	2-0-1	1-2	3-2-1
1974	1-1	1-1	1-1	—	—	1-2	2-1	3-3
1975	1-1	0-2	2-0	—	—	2-1	1-2	3-3
1976	2-0	0-2	2-0	—	1-0	3-1	2-1	5-2
1977	2-0	1-1	2-0	1-0	—	2-1	4-0	6-1
1978	2-0	2-0	1-1	2-0	—	4-0	3-1	7-1
1979	2-0	0-2	1-1	1-1	—	3-1	1-3	4-4
1980	0-2	0-2	1-1	2-0	—	1-3	2-2	3-5
1981	1-1	2-0	1-1	1-1	—	4-0	1-3	5-3
1982	0-1	0-1	0-2	0-2	—	0-3	0-3	0-6
1983	1-1	0-2	1-1	1-1	—	3-1	0-4	3-5
1984	1-1	2-0	2-0	1-1	—	3-1	3-1	6-2
1985	2-0	0-2	1-1	2-0	—	3-1	2-2	5-3
1986	1-1	2-0	1-1	1-1	—	3-1	2-2	5-3
1987	2-0	2-0	2-0	1-1	—	4-0	3-1	7-1
1988	1-1	0-2	2-0	0-2	—	2-2	1-3	3-5
1989	2-0	1-1	1-1	2-0	—	4-0	2-2	6-2
1990	1-1	0-2	1-1	1-1	—	3-1	0-4	3-5
1991	2-0	0-2	2-0	1-1	—	3-1	2-2	5-3
1992	1-1	1-1	1-1	1-1	—	4-0	0-4	4-4
1993	1-1	0-2	1-1	2-0	—	3-1	1-3	4-4
1994	1-1	0-2	1-1	2-0	—	1-3	3-1	4-4
1995	0-2	2-0	1-1	0-2	—	2-2	1-3	3-5
1996	1-1	2-0	1-1	2-0	—	4-0	2-2	6-2
1997	1-1	1-1	2-0	2-0	—	4-0	2-2	6-2
1998	2-0	2-0	2-0	2-0	—	4-0	4-0	8-0
1999	0-2	2-0	1-1	1-1	—	2-2	2-2	4-4
2000	0-2	2-0	2-0	2-0	—	3-1	3-1	6-2
2001	1-1	1-1	1-1	1-1	—	4-0	0-4	4-4
2002	2-0	0-2	1-1	—	—	2-1	1-2	3-3
2003	1-1	2-0	2-0	—	—	3-0	2-1	5-1
2004	1-1	1-1	1-1	—	—	2-1	1-2	3-3
2005	1-1	2-0	2-0	—	—	3-0	2-1	5-1
2006	1-1	2-0	0-2	—	—	2-1	1-2	3-3
2007	2-0	1-1	0-2	—	—	2-1	1-2	3-3
2008	1-1	1-1	1-1	—	—	2-1	1-2	3-3
2009	1-1	1-1	1-1	—	—	0-3	3-0	3-3
2010	1-1	0-2	0-2	—	—	1-2	0-3	1-5
2011	1-1	1-1	1-1	—	—	0-3	3-0	3-3
2012	2-0	2-0	2-0	—	—	3-0	3-0	6-0
2013	2-0	2-0	1-1	—	—	2-1	3-0	5-1
2014	2-0	2-0	2-0	—	—	3-0	3-0	6-0
TOTALS	52-37	44-44-1	55-34-1	32-17	1-0	109-48-2	75-84	184-132-2


*Tampa Bay was a member of the AFC Western Division during the franchise's first year of existence. In 1977, the Buccaneers moved to the NFC Central and the Seattle Seahawks moved from the NFC West to the AFC West. Seattle moved back to the NFC West in 2002.

BRONCOS RECORD IN PRIMETIME / OVERTIME GAMES

MONDAY NIGHT FOOTBALL

Overall record: 29-37-1 / Home: 21-11-1 / Road: 8-26
(Home team in caps)

CINCINNATI 37, Denver 28, Dec. 22, 2014
DENVER 37, Oakland 21, Sept. 23, 2013
Denver 35, SAN DIEGO 24, Oct. 15, 2012
ATLANTA 27, Denver 21, Sept. 17, 2012
Oakland 23, DENVER 20, Sept. 12, 2011
SAN DIEGO 35, Denver 14, Nov. 22, 2010
Pittsburgh 28, DENVER 10, Nov. 9, 2009
Denver 34, SAN DIEGO 23, Oct. 19, 2009
NEW ENGLAND 41, Denver 7, Oct. 20, 2008
Denver 41, OAKLAND 14, Sept. 8, 2008
SAN DIEGO 23, Denver 3, Dec. 24, 2007
DENVER 34, Tennessee 20, Nov. 19, 2007
Green Bay 19, DENVER 13, Oct. 29, 2007 (OT)
DENVER 13, Baltimore 3, Oct. 9, 2006
DENVER 30, Kansas City 10, Sept. 26, 2005
CINCINNATI 23, Denver 10, Oct. 25, 2004
New England 30, DENVER 26, Nov. 3, 2003
DENVER 31, Oakland 10, Sept. 22, 2003
Oakland 34, DENVER 10, Nov. 11, 2002
BALTIMORE 34, Denver 23, Sept. 30, 2002
OAKLAND 38, Denver 28, Nov. 5, 2001
DENVER 31, New York Giants 20, Sept. 10, 2001
DENVER 27, Oakland 24, Nov. 13, 2000
ST. LOUIS 41, Denver 36, Sept. 4, 2000
JACKSONVILLE 27, Denver 24, Dec. 13, 1999
DENVER 27, Oakland 21, Nov. 22, 1999
Miami 38, DENVER 21, Sept. 13, 1999
MIAMI 31, Denver 21, Dec. 21, 1998
Denver 30, KANSAS CITY 7, Nov. 16, 1998
DENVER 27, New England 21, Sept. 7, 1998
SAN FRANCISCO 34, Denver 17, Dec. 15, 1997
DENVER 31, Oakland 3, Nov. 24, 1997
DENVER 34, New England 13, Oct. 6, 1997
Denver 22, OAKLAND 21, Nov. 4, 1996
DENVER 27, Oakland 0, Oct. 16, 1995
Kansas City 31, DENVER 28, Oct. 17, 1994
BUFFALO 27, Denver 20, Sept. 26, 1994
L.A. Raiders 23, DENVER 20, Oct. 18, 1993
KANSAS CITY 15, Denver 7, Sept. 20, 1993
SEATTLE 16, Denver 13 (OT), Nov. 30, 1992
WASHINGTON 34, Denver 3, Oct. 12, 1992
Cleveland 30, DENVER 29, Oct. 8, 1990
DENVER 24, Kansas City 23, Sept. 17, 1990
Denver 14, WASHINGTON 10, Nov. 20, 1989
Denver 28, BUFFALO 14, Sept. 18, 1989
INDIANAPOLIS 55, Denver 23, Oct. 31, 1988
L.A. Raiders 30, DENVER 27, Sept. 26, 1988 (OT)
DENVER 31, Chicago 29, Nov. 16, 1987
MINNESOTA 34, Denver 27, Oct. 17, 1987
DENVER 30, L.A. Raiders 14, Oct. 12, 1987
NEW YORK JETS 22, Denver 10, Oct. 20, 1986
Denver 21, PITTSBURGH 10, Sept. 15, 1986
DENVER 17, San Francisco 16, Nov. 11, 1985
DENVER 17, Green Bay 14, Oct. 15, 1984
DENVER 19, Minnesota 17, Nov. 2, 1981
OAKLAND 9, Denver 3, Dec. 1, 1980
DENVER 20, Washington 17, Oct. 13, 1980
NEW ENGLAND 23, Denver 14, Sept. 29, 1980
SAN DIEGO 17, Denver 7, Dec. 17, 1979
PITTSBURGH 42, Denver 7, Oct. 22, 1979
DENVER 16, Chicago 7, Oct. 16, 1978
MINNESOTA 12, Denver 9 (OT), Sept. 11, 1978
OAKLAND 17, Denver 10, Dec. 8, 1975
DENVER 23, Green Bay 13, Sept. 29, 1975
Kansas City 42, DENVER 34, Nov. 18, 1974
WASHINGTON 30, Denver 3, Sept. 30, 1974
DENVER 23, Oakland 23, Oct. 22, 1973 (T)



MONDAY NIGHT REGULARS

The Broncos have appeared on *Monday Night Football* at least once in each of the last 23 seasons and are set to play one Monday night game in 2015.

Including its scheduled game in 2015, Denver's 24-year streak of making at least one appearance on *Monday Night Football* is the longest active streak in the NFL and is the second longest of its kind all-time since the first *Monday Night Football* game was played in 1970.

SUNDAY NIGHT GAMES

Overall record: 23-15-0 / Home: 14-6 / Road 9-9
(Home team in caps)

Denver 29, KANSAS CITY 16, Nov. 30, 2014
DENVER 42, San Francisco 17, Oct. 19, 2014
DENVER 31, Indianapolis 24, Sept. 7, 2014
NEW ENGLAND 34, Denver 31 (OT), Nov. 24, 2013
DENVER 27, Kansas City 17, Nov. 17, 2013
INDIANAPOLIS 39, Denver 33, Oct. 20, 2013
DENVER 31, Pittsburgh 19, Sept. 9, 2012
DENVER 34, New Orleans 14, Oct. 28, 2012
SAN DIEGO 52, Denver 21, Dec. 28, 2008
DENVER 31, Pittsburgh 28, Oct. 21, 2007
Seattle 23, DENVER 20, Dec. 3, 2006
San Diego 35, DENVER 27, Nov. 19, 2006
DENVER 13, Oakland 3, Oct. 15, 2006
Denver 17, NEW ENGLAND 7, Sept. 24, 2006
Oakland 25, DENVER 24, Nov. 28, 2004
DENVER 34, Kansas City 24, Sept. 12, 2004
Denver 31, INDIANAPOLIS 17, Dec. 21, 2003
Indianapolis 22, DENVER 20 (OT), Nov. 24, 2002
Miami 24, DENVER 22, Oct. 13, 2002
DENVER 20, Seattle 7, Dec. 9, 2001
Denver 38, ARIZONA 17, Sept. 23, 2001
SEATTLE 20, Denver 17, Nov. 14, 1999
Denver 31, SAN DIEGO 16, Nov. 29, 1998
Denver 38, SAN DIEGO 28, Nov. 30, 1997
SAN DIEGO 16, Denver 10, Dec. 22, 1996
DENVER 27, Tampa Bay 23, Sept. 15, 1996
PHILADELPHIA 31, Denver 13, Nov. 12, 1995
Denver 37, NEW ENGLAND 3, Oct. 8, 1995
DENVER 22, Buffalo 7, Sept. 3, 1995
San Diego 37, DENVER 34, Sept. 4, 1994
GREEN BAY 30, Denver 27, Oct. 10, 1993
DENVER 27, N.Y. Giants 13, Nov. 15, 1992
DENVER 17, L.A. Raiders 13, Sept. 6, 1992
DENVER 20, Pittsburgh 13, Nov. 3, 1991
Denver 13, MINNESOTA 6, Sept. 29, 1991
SEATTLE 17, Denver 12, Dec. 23, 1990
MINNESOTA 27, Denver 22, Nov. 4, 1990
SEATTLE 42, Denver 14, Dec. 11, 1989
SEATTLE 28, Denver 21, Dec. 13, 1987
Denver 24, CLEVELAND 14, Sept. 16, 1984
DENVER 21, Oakland 6, Dec. 3, 1978



OVERTIME GAMES

Overall record: 27-18-2 / Home: 14-7-1 / Road: 13-11-1
(Home team in caps)

SEATTLE 26, Denver 20, Sept. 21, 2014
NEW ENGLAND 34, Denver 31, Nov. 24, 2013
Baltimore 38, DENVER 35, Jan. 12, 2013 (AFC Divisional Playoff Game)
DENVER 29, Pittsburgh 23, Jan. 8, 2012 (AFC Wild Card Game)
DENVER 13, Chicago 10, Dec. 11, 2011
Denver 16, SAN DIEGO 13, Nov. 27, 2011
Denver 18, MIAMI 15, Oct. 23, 2011
DENVER 20, New England 17, Oct. 11, 2009
DENVER 22, Minnesota 19, Dec. 30, 2007
CHICAGO 37, Denver 34, Nov. 25, 2007
Green Bay 19, DENVER 13, Oct. 29, 2007
DENVER 23, Oakland 20, Sept. 16, 2007
San Francisco 26, DENVER 23, Dec. 31, 2006
DENVER 9, Kansas City 6, Sept. 17, 2006
Denver 24, DALLAS 21, Nov. 24, 2005
DENVER 29, Cleveland 20, Dec. 14, 2003
SAN DIEGO 30, Denver 27, Dec. 1, 2002
Indianapolis 23, DENVER 20, Nov. 24, 2002
Denver 37, KANSAS CITY 34, Oct. 20, 2002
KANSAS CITY 26, Denver 23, Dec. 16, 2001
DENVER 36, Seattle 30, Dec. 19, 1999
Denver 27, Oakland 21, Nov. 22, 1999
Denver 23, BUFFALO 20, Oct. 26, 1997
Denver 20, KANSAS CITY 17, Dec. 4, 1994
N.Y. JETS 25, Denver 22, Sept. 11, 1994
LOS ANGELES RAIDERS 33, Denver 30, Jan. 2, 1994
SEATTLE 16, Denver 13, Nov. 30, 1992
Chicago 16, DENVER 13, Nov. 18, 1990
DENVER 34, Seattle 31, Sept. 23, 1990
LOS ANGELES RAIDERS 16, Denver 13, Dec. 3, 1989
Denver 24, SEATTLE 21, Oct. 22, 1989
Denver 16, SAN FRANCISCO 13, Oct. 9, 1988
L.A. Raiders 30, DENVER 27, Sept. 26, 1988
Denver 17, GREEN BAY (Milw.) 17, Sept. 20, 1987 (T)
Denver 23, CLEVELAND 20, Jan. 11, 1987 (AFC Championship Game)
Los Angeles Raiders 17, DENVER 14, Dec. 8, 1985
LOS ANGELES RAIDERS 31, Denver 28, Nov. 24, 1985
DENVER 30, San Diego 24, Nov. 17, 1985
DENVER 13, Seattle 10, Oct. 20, 1985
Denver 22, LOS ANGELES RAIDERS 19, Oct. 28, 1984
DENVER 23, Cleveland 20, Nov. 8, 1981
Denver 20, ATLANTA 17, Sept. 16, 1979
Denver 20, SEATTLE 17, Oct. 29, 1978
Denver 23, KANSAS CITY 17, Sept. 24, 1978
MINNESOTA 12, Denver 9, Sept. 11, 1978
DENVER 13, San Diego 10, Nov. 30, 1975
DENVER 35, Pittsburgh 35, Sept. 22, 1974 (T)

BRONCOS RECORD ON HOLIDAYS / AFTER BYE WEEKS

THANKSGIVING GAMES

Overall record: 4-7-0 / Home: 1-2 / Road: 3-5
(Home team in caps)

DENVER 26, N.Y. Giants 6, Nov. 26, 2009
KANSAS CITY 19, Denver 10, Nov. 23, 2006
Denver 24, DALLAS 11, Nov. 24, 2005 (OT)
Denver 26, DALLAS 24, Nov. 22, 2001
DETROIT 40, Denver 27, Nov. 22, 1990
DETROIT 17, Denver 14, Nov. 23, 1978
Denver 31, DETROIT 27, Nov. 28, 1974
KANSAS CITY 31, Denver 17, Nov. 27, 1969
SAN DIEGO 24, Denver 20, Nov. 23, 1967
Oakland 26, DENVER 10, Nov. 28, 1963
New York Titans 46, DENVER 45, Nov. 22, 1962

CHRISTMAS GAMES

Overall record: 2-0-0 / Home: 0-0 / Road: 2-0
(Home team in caps)

Denver 37, TENNESSEE 16, Sat., Dec. 25, 2004
Denver 17, DETROIT 7, Sat., Dec. 25, 1999

AFTER THE BYE WEEK

Overall record: 20-6-0 / Home: 14-3 / Road: 6-3
(Home team in caps)

DENVER 41, Arizona 20, Oct. 5, 2014
Denver 28, SAN DIEGO 20, Nov. 10, 2013
DENVER 34, New Orleans 14, Oct. 28, 2012
Denver 18, MIAMI 15 (OT), Oct. 23, 2011
DENVER 49, Kansas City 29, Nov. 14, 2010
BALTIMORE 30, Denver 7, Nov. 1, 2009
Miami 26, DENVER 17, Nov. 2, 2008
DENVER 31, Pittsburgh 28, Oct. 21, 2007
DENVER 13, Baltimore 3, Oct. 9, 2006
Denver 31, OAKLAND 17, Nov. 13, 2005
Denver 34, NEW ORLEANS 13, Nov. 21, 2004
DENVER 37, San Diego 8, Nov. 16, 2003
Oakland 34, DENVER 10, Nov. 11, 2002
DENVER 23, Oakland 17, Dec. 30, 2001
Denver 30, NEW YORK JETS 23, Nov. 5, 2000
Kansas City 16, DENVER 10, Dec. 5, 1999
DENVER 37, Jacksonville 24, Oct. 25, 1998
OAKLAND 28, Denver 25, Oct. 19, 1997
DENVER 45, Baltimore 34, Oct. 20, 1996
DENVER 38, Arizona 6, Nov. 5, 1995
Denver 16, SEATTLE 9, Oct. 9, 1994
DENVER 28, Seattle 17, Oct. 31, 1993
DENVER 35, Indianapolis 13, Oct. 3, 1993
DENVER 27, New York Jets 16, Nov. 8, 1992
DENVER 19, Kansas City 16, Oct. 20, 1991
MINNESOTA 27, Denver 22, Nov. 4, 1990

Note: The bye week was introduced by the NFL in 1990. In 1993, the league adjusted the schedule to include two bye weeks per team, but the schedule changed back to one bye per club in 1994.

BRONCOS MISCELLANEOUS WON-LOST STATISTICS

MOST SUCCESSFUL SEASONS (BY CATEGORY)

BEST WINNING PERCENTAGE

1998 — .875 (14-2)
1977 — .857 (12-2)
2013 — .813 (13-3)
2012 — .813 (13-3)
2005 — .813 (13-3)
1996 — .813 (13-3)
1984 — .813 (13-3)
2014 — .750 (12-4)
1997 — .750 (12-4)
1991 — .750 (12-4)
1987 — .700 (10-4-1)
2000 — .688 (11-5)
1989 — .688 (11-5)
1986 — .688 (11-5)
1985 — .688 (11-5)

MOST REGULAR SEASON WINS

1998 — 14 wins (2 losses)
2013 — 13 wins (3 losses)
2012 — 13 wins (3 losses)
2005 — 13 wins (3 losses)
1996 — 13 wins (3 losses)
1984 — 13 wins (3 losses)
1997 — 12 wins (4 losses)
1991 — 12 wins (4 losses)
1977 — 12 wins (2 losses)
2014 — 12 wins (4 losses)
2000 — 11 wins (5 losses)
1989 — 11 wins (5 losses)
1986 — 11 wins (5 losses)
1985 — 11 wins (5 losses)

MILESTONE GAMES IN BRONCOS HISTORY (REGULAR SEASON ONLY)

1ST GAME

September 9, 1960, at Boston Patriots (W) 13-10

50TH GAME

November 3, 1963, vs. Buffalo Bills (L) 28-30

100TH GAME

September 10, 1967, at Oakland Raiders (L) 51-0

200TH GAME

October 6, 1974, at Kansas City Chiefs (W) 17-14

300TH GAME

December 21, 1980, at Seattle Seahawks (W) 25-17

400TH GAME

November 29, 1987, at San Diego Chargers (W) 31-17

500TH GAME

January 2, 1994, at Los Angeles Raiders (L) 33-30 OT

600TH GAME

September 24, 2000, vs. Kansas City Chiefs (L) 23-22

700TH GAME

November 5, 2006, at Pittsburgh Steelers (W) 31-20

800TH GAME

December 2, 2012, vs. Tampa Bay Buccaneers (W) 31-23

BRONCOS ALL-TIME RECORD BY THE DAY

REGULAR SEASON				POSTSEASON			
	Home	Road	Total	Home	Road	Neutral	Total
Thu.	4-4-0 (.500)	5-6-0 (.455)	9-10-0 (.474)	—	—	—	—
Fri.	2-0-0 (1.000)	3-4-0 (.429)	5-4-0 (.556)	—	—	—	—
Sat.	6-4-0 (.600)	8-15-1 (.354)	14-19-1 (.426)	7-2 (.778)	0-3 (.000)	—	7-5 (.583)
Sun.	234-126-6 (.648)	153-186-2 (.452)	386-312-8 (.552)	8-3 (.727)	3-6 (.333)	2-5 (.286)	13-14 (.481)
Mon.	21-11-1 (.652)	8-26-0 (.235)	29-37-1 (.440)	—	—	—	—
TOTAL	267-145-7 (.646)	177-237-3 (.428)	444-382-10 (.537)	15-5 (.750)	3-9 (.250)	2-5 (.286)	20-19 (.513)

BRONCOS ALL-TIME RECORD BY THE MONTH

REGULAR SEASON				POSTSEASON			
	Home	Road	Total	Home	Road	Neutral	Total
Aug.	1-0-0 (1.000)	0-0-0 (.000)	1-0-0 (1.000)	—	—	—	—
Sept.	73-27-2 (.725)	36-49-1 (.424)	109-76-3 (.588)	—	—	—	—
Oct.	74-40-1 (.648)	49-57-1 (.463)	123-97-2 (.559)	—	—	—	—
Nov.	61-47-3 (.563)	60-51-1 (.540)	121-98-4 (.552)	—	—	—	—
Dec.	57-27-1 (.676)	32-77-0 (.294)	89-104-1 (.461)	2-1 (.667)	0-4 (.000)	—	2-5 (.286)
Jan.	1-4-0 (.200)	0-3-0 (.000)	1-7-0 (.125)	13-4 (.765)	3-5 (.375)	2-4 (.333)	18-13 (.581)
Feb.	—	—	—	—	—	0-1 (.000)	0-1 (.000)
TOTAL	267-145-7 (.646)	177-237-3 (.428)	444-382-10 (.537)	15-5 (.750)	3-9 (.250)	2-5 (.286)	20-19 (.513)

BRONCOS ALL-TIME RECORD BY THE DECADE

REGULAR SEASON				POSTSEASON			
	Home	Road	Total	Home	Road	Neutral	Total
1960s	24-43-3 (.364)	15-54-1 (.221)	39-97-4 (.293)	—	—	—	—
1970s	43-25-4 (.625)	32-39-1 (.451)	75-64-5 (.538)	2-0 (1.000)	0-2 (.000)	0-1 (.000)	2-3 (.400)
1980s	58-19-0 (.753)	35-39-1 (.473)	93-58-1 (.615)	5-1 (.833)	1-1 (.500)	0-3 (.000)	6-5 (.545)
1990s	60-20-0 (.750)	34-46-0 (.425)	94-66-0 (.588)	4-1 (.800)	2-2 (.500)	2-0 (1.000)	8-3 (.727)
2000s	54-26-0 (.675)	39-41-0 (.488)	93-67-0 (.581)	1-1 (.500)	0-3 (.000)	0-0 (.000)	1-4 (.200)
2010s	28-12-0 (.700)	22-18-0 (.550)	50-30-0 (.625)	3-2 (.600)	0-1 (.000)	0-1 (.000)	3-4 (.429)
TOTAL	267-145-7 (.646)	177-237-3 (.428)	444-382-10 (.537)	15-5 (.750)	3-9 (.250)	2-5 (.286)	20-19 (.513)

BRONCOS ALL-TIME SEASON OPENERS

Overall record: 35-19-1 / Home: 26-7-1 / Road: 9-12

Year (Date)	W/L	Result	Year (Date)	W/L	Result
1960 (9/9)	W	Denver 13, @Boston 10	1987 (9/13)	W	@Denver 40, Seattle 17
1961 (9/10)	W	Denver 22, @Buffalo 10	1988 (9/4)	L	Seattle 21, @Denver 14
1962 (9/7)	W	@Denver 30, San Diego 21	1989 (9/10)	W	@Denver 34, Kansas City 20
1963 (9/7)	L	Kansas City 59, @Denver 7	1990 (9/9)	L	@L.A. Raiders, 14, Denver 9
1964 (9/12)	L	@N.Y. Jets 30, Denver 6	1991 (9/1)	W	@Denver 45, Cincinnati 14
1965 (9/11)	L	@San Diego 34, Denver 31	1992 (9/6)	W	@Denver 17, L.A. Raiders 13
1966 (9/3)	L	@Houston 45, Denver 7	1993 (9/5)	W	Denver 26, @N.Y. Jets 20
1967 (9/3)	W	@Denver 26, Boston 21	1994 (9/4)	L	San Diego 37, @Denver 34
1968 (9/15)	L	@Cincinnati 24, Denver 10	1995 (9/3)	W	@Denver 22, Buffalo 7
1969 (9/14)	W	@Denver 35, Boston 7	1996 (9/1)	W	@Denver 31, N.Y. Jets 6
1970 (9/20)	W	Denver 25, @Buffalo 10	1997 (8/31)	W	@Denver 19, Kansas City 3
1971 (9/19)	T	@Denver 10, Miami 10	1998 (9/7)	W	@Denver 27, New England 21
1972 (9/17)	W	@Denver 30, Houston 17	1999 (9/13)	L	Miami 38, @Denver 21
1973 (9/16)	W	@Denver 28, Cincinnati 10	2000 (9/4)	L	@St. Louis 41, Denver 36
1974 (9/15)	L	L.A. Rams 17, @Denver 10	2001 (9/10)	W	@Denver 31, NYG 20
1975 (9/21)	W	@Denver 37, Kansas City 33	2002 (9/8)	W	@Denver 23, St. Louis 16
1976 (9/12)	L	@Cincinnati 17, Denver 7	2003 (9/7)	W	Denver 30, @Cincinnati 10
1977 (9/18)	W	@Denver 7, St. Louis 0	2004 (9/12)	W	@Denver 34, Kansas City 24
1978 (9/3)	W	@Denver 14, Oakland 6	2005 (9/11)	L	@Miami 34, Denver 10
1979 (9/2)	W	@Denver 10, Cincinnati 0	2006 (9/10)	L	@St. Louis 18, Denver 10
1980 (9/7)	L	@Philadelphia 27, Denver 6	2007 (9/9)	W	Denver 15, @Buffalo 14
1981 (9/6)	W	@Denver 9, Oakland 7	2008 (9/8)	W	Denver 41, @Oakland 14
1982 (9/12)	L	San Diego 23, @Denver 3	2009 (9/13)	W	Denver 12, @Cincinnati 7
1983 (9/4)	W	Denver 14, @Pittsburgh 10	2010 (9/12)	L	@Jacksonville 24, Denver 17
1984 (9/2)	W	@Denver 20, Cincinnati 17	2011 (9/12)	L	Oakland 23, @Denver 20
1985 (9/8)	L	@L.A. Rams 20, Denver 16	2012 (9/9)	W	@Denver 31, Pittsburgh 19
1986 (9/7)	W	@Denver 38, L.A. Raiders 36	2013 (9/5)	W	@Denver 49, Baltimore 27
			2014 (9/7)	W	@Denver 31, Indianapolis 24

YEAR-BY-YEAR FINAL RECORDS

Year	W	L	T	Div. Finish	Coach	Postseason (record)
1960	4	9	1	Fourth	Frank Filchock	
1961	3	11	0	Third	Frank Filchock	
1962	7	7	0	Second	Jack Faulkner	
1963	2	11	1	Fourth	Jack Faulkner	
1964	2	11	1	Fourth	Jack Faulkner (0-4) / Mac Speedie (2-7-1)	
1965	4	10	0	Fourth	Mac Speedie	
1966	4	10	0	Fourth	Mac Speedie (0-2) / Ray Malavasi (4-8)	
1967	3	11	0	Fourth	Lou Saban	
1968	5	9	0	Fourth	Lou Saban	
1969	5	8	1	Fourth	Lou Saban	
1970	5	8	1	Fourth	Lou Saban	
1971	4	9	1	Fourth	Lou Saban (2-6-1) / Jerry Smith (2-3)	
1972	5	9	0	Third	John Ralston	
1973	7	5	2	Second	John Ralston	
1974	7	6	1	Second	John Ralston	
1975	6	8	0	Second	John Ralston	
1976	9	5	0	Second	John Ralston	
1977	12	2	0	First	Red Miller	Super Bowl (2-1)
1978	10	6	0	First	Red Miller	Playoffs (0-1)
1979	10	6	0	Second	Red Miller	Playoffs (0-1)
1980	8	8	0	Fourth	Red Miller	
1981	10	6	0	Second	Dan Reeves	
1982	2	7	0	Fifth	Dan Reeves	
1983	9	7	0	Third	Dan Reeves	Playoffs (0-1)
1984	13	3	0	First	Dan Reeves	Playoffs (0-1)
1985	11	5	0	Second	Dan Reeves	
1986	11	5	0	First	Dan Reeves	Super Bowl (2-1)
1987	10	4	1	First	Dan Reeves	Super Bowl (2-1)
1988	8	8	0	Second	Dan Reeves	
1989	11	5	0	First	Dan Reeves	Super Bowl (2-1)
1990	5	11	0	Fifth	Dan Reeves	
1991	12	4	0	First	Dan Reeves	AFC Championship (1-1)
1992	8	8	0	Third	Dan Reeves	
1993	9	7	0	Third	Wade Phillips	Playoffs (0-1)
1994	7	9	0	Fourth	Wade Phillips	
1995	8	8	0	Fourth	Mike Shanahan	
1996	13	3	0	First	Mike Shanahan	Playoffs (0-1)
1997	12	4	0	Second	Mike Shanahan	Super Bowl Champion (4-0)
1998	14	2	0	First	Mike Shanahan	Super Bowl Champion (3-0)
1999	6	10	0	Fifth	Mike Shanahan	
2000	11	5	0	Second	Mike Shanahan	Playoffs (0-1)
2001	8	8	0	Third	Mike Shanahan	
2002	9	7	0	Second	Mike Shanahan	
2003	10	6	0	Second	Mike Shanahan	Playoffs (0-1)
2004	10	6	0	Second	Mike Shanahan	Playoffs (0-1)
2005	13	3	0	First	Mike Shanahan	AFC Championship (1-1)
2006	9	7	0	Third	Mike Shanahan	
2007	7	9	0	Second	Mike Shanahan	
2008	8	8	0	Second	Mike Shanahan	
2009	8	8	0	Second	Josh McDaniels	
2010	4	12	0	Fourth	Josh McDaniels (3-9) / Eric Studesville (1-3)	
2011	8	8	0	First	John Fox	Playoffs (1-1)
2012	13	3	0	First	John Fox	Playoffs (0-1)
2013	13	3	0	First	John Fox	Super Bowl (2-1)
2014	12	4	0	First	John Fox	Playoffs (0-1)
Total	444	382	10	(.537)		(Total Playoff Record: 20-19)

2 World Championships: (1997-98)


7 Super Bowl Appearances: (1977, '86-87, '89, '97-98, 2013)

9 AFC Championship Games: (1977, '86-87, '89, '91, '97-98, '05, '13)

14 Division Titles: (1977-78, '84, '86-87, '89, '91, '96, '98, '05, '11-14)

21 Playoff Appearances: (1977-79, '83-84, '86-87, '89, '91, '93, '96-98, '00, '03-05, '11-14)

27 Winning Seasons: (1973-74, '76-79, '81, '83-87, '89, '91, '93, '96-98, '00, '02-06, '12-14)



2014 DEFENSIVE STATS

(based on unofficial press box statistics)

	TT	UT	A	S-YDS	I-YDS	PD	FF	FR
1 Marshall	110	88	22	2-17	1-0	9	1	0
2 Ward	74	60	14	2-23	2-55	6	0	0
3 Roby	64	62	2	1-3	2-0	13	2	1
4 Talib	63	54	9	1-8	4-62	17	1	0
5 Miller	60	43	17	14-82.5	0-0	2	1	1
6 Harris Jr.	55	51	4	1-2	3-32	18	1	1
7 Moore	50	44	6	0-0	4-5	5	2	1
8 Irving	44	25	19	1-8	0-0	0	0	0
9 Jackson	42	33	9	3-20	0-0	4	1	0
10 Ware	41	34	7	10-56.5	1-3	1	2	0
11 Wolfe	35	24	11	1.5-1	0-0	1	0	0
12 Knighton	30	18	12	2-13.5	0-0	3	0	0
13 Johnson	22	13	9	0.5-0.5	0-0	0	0	0
14 Williams	21	17	4	0-0	0-0	1	0	0
Bruton Jr.	21	16	5	0-0	0-0	3	2	0
16 Webster	19	18	1	0-0	0-0	2	0	0
17 Q. Carter	17	13	4	1-6	0-0	1	1	0
Davis	17	9	8	0-0	0-0	2	0	0
19 Nelson	13	7	6	0-0	0-0	1	0	0
20 Austin Jr.	12	8	4	0-0	0-0	0	0	0
21 Trevathan	11	7	4	0-0	0-0	0	0	0
Smith	11	7	4	0-0	0-0	2	0	0
23 Bolden	7	7	0	0-0	0-0	0	0	0
24 McCray	6	4	2	1-11	0-0	1	1	0
25 T. Carter	5	5	0	0-0	0-0	1	0	1
26 Unrein	1	1	0	0-0	0-0	0	0	0
Barrow	0	0	1	0-0	0-0	0	0	0
28 Bush	0	0	0	0-0	1-5	1	0	0
TOTALS	852	670	182	41-252	18-213	94	15	5

2014 GAMES STARTED

OFFENSE	DEFENSE
QB Manning, Peyton	16 DE Jackson, Malik
RB Anderson, C.J.	8 DE Ware, DeMarcus
RB Ball, Montee	3 DE Wolfe, Derek
RB Hillman, Ronnie	4 DT Knighton, Terrance
WR Caldwell, Andre	2 DT Williams, Sylvester
WR Sanders, Emmanuel	16 DT Jackson, Malik
WR Thomas, Demaryius	16 SLB Miller, Von
WR Welker, Wes	8 SLB Barrow, Lamin
TE Clark, Chris	2 MLB Irving, Nate
TE Cornick, Paul	3 MLB Johnson, Steven
TE Green, Virgil	9 WLB Davis, Todd
TE Thomas, Julius	10 WLB Marshall, Brandon
C Montgomery, Will	8 WLB Trevathan, Danny
C Ramirez, Manny	8 CB Harris Jr., Chris
T Clady, Ryan	16 CB Roby, Bradley
T Clark, Chris	5 CB Talib, Aqib
T Cornick, Paul	3 S Bruton Jr., David
T Vasquez, Louis	8 S Moore, Rahim
G Franklin, Orlando	16 S Ward, T.J.
G Ramirez, Manny	
G Vasquez, Louis	8

2014 COACHES

John Fox (Head Coach), **Jack Del Rio** (Defensive Coordinator), **Adam Gase** (Offensive Coordinator), **Jeff Rodgers** (Special Teams Coordinator), **Clancy Barone** (Tight Ends), **Chris Beake** (Defensive Assistant), **Brian Callahan** (Offensive Assistant), **James Cregg** (Assistant Offensive Line), **Mike Eubanks** (Asst. Strength & Conditioning), **Sam Gases** (Assistant Secondary), **Jason George** (Asst. Strength & Conditioning), **Bo Hardegree** (Quality Control - Offense), **Greg Knapp** (Quarterbacks), **Anthony Lomando** (Asst. Strength & Conditioning), **Dave Mageau** (Offensive Line), **Luke Richardson** (Strength & Conditioning), **Jay Rodgers** (Defensive Line), **Richard Smith** (Linebackers), **Eric Studeville** (Running Backs), **Darius Swinton** (Assistant Special Teams), **Tyke Tolbert** (Wide Receivers), **Cory Undlin** (Defensive Backs).

2014 LEADERS / RANKINGS

INDIVIDUAL	PLAYER	NO.	AFC RANK	NFL RANK	NFL LEADER	NO.
Points	J. Thomas	72	19t	40t	Gostkowski (NE)	156
Rushing Yards	Anderson	849	7	10t	Murray (DAL)	1,607
Passing Yards	Manning	4,727	3	4	Two players	4,952
Passer Rating	Manning	101.5	2	4	Romo (DAL)	113.2
Receiving Yards	D. Thomas	1,619	2	2	Brown (PIT)	1,698
Receptions	D. Thomas	111	2	2	Brown (PIT)	129
Interceptions	Two players	4	4t	8t	Quin (DET)	7
Sacks	Miller	14.0	5	6	Houston (KC)	22.0
OFFENSE	NO.	AFC RANK	NFL RANK	NFL LEADER	NO.	
Points Per Game	30.1	1	2	Green Bay	30.4	
Total Yards Per Game	402.9	3	4	New Orleans	411.4	
Yards Per Play	6.0	2	3	Green Bay	6.2	
Rushing Yards Per Game	111.6	7	15	Seattle	172.6	
Net Passing Yards Per Game	291.3	3	4	Indianapolis	305.9	
DEFENSE	NO.	AFC RANK	NFL RANK	NFL LEADER	NO.	
Points Per Game	22.1	9	10t	Seattle	15.9	
Total Yards Per Game	305.2	1	3	Seattle	267.1	
Yards Per Play	4.7	1	2	Seattle	4.6	
Rushing Yards Per Game	79.8	1	2	Detroit	69.3	
Net Passing Yards Per Game	225.4	6	9	Seattle	185.6	

2014 KEY AWARDS

Pro Bowl (11): RB C.J. Anderson, T. Ryan Clady, CB Chris Harris Jr., QB Peyton Manning, LB Von Miller, WR Emmanuel Sanders, CB Aqib Talib, WR Demaryius Thomas, TE Julius Thomas, S T.J. Ward, DE DeMarcus Ware. **AP All-Pro (3):** CB Chris Harris Jr. (second team), LB Von Miller (second team), WR Demaryius Thomas (second team).

2014 NFL STANDINGS

AFC EAST	W	L	T	Pct	PF	PA
Team						
*yz- New England	12	4	0	.750	468	313
Buffalo	9	7	0	.563	343	289
Miami	8	8	0	.500	388	373
N.Y. Jets	4	12	0	.250	283	401

AFC NORTH	W	L	T	Pct	PF	PA
Team						
y- Pittsburgh	11	5	0	.688	436	368
x- Cincinnati	10	5	1	.656	365	344
x- Baltimore	10	6	0	.625	409	302
Cleveland	7	9	0	.438	299	337

AFC SOUTH	W	L	T	Pct	PF	PA
Team						
y- Indianapolis	11	5	0	.688	458	369
Houston	9	7	0	.563	372	307
Jacksonville	3	13	0	.188	249	412
Tennessee	2	14	0	.125	254	438

AFC WEST	W	L	T	Pct	PF	PA
Team						
yz- Denver	12	4	0	.750	482	354
Kansas City	9	7	0	.563	353	281
San Diego	9	7	0	.563	348	348
Oakland	3	13	0	.188	253	452

NFC EAST	W	L	T	Pct	PF	PA
Team						
z- Dallas	12	4	0	.750	467	352
Philadelphia	10	6	0	.625	474	400
N.Y. Giants	6	10	0	.375	380	400
Washington	4	12	0	.250	301	438

NFC NORTH	W	L	T	Pct	PF	PA
Team						
yz- Green Bay	12	4	0	.750	486	348
x- Detroit	11	5	0	.688	321	282
Minnesota	7	9	0	.438	325	343
Chicago	5	11	0	.313	319	442

NFC SOUTH	W	L	T	Pct	PF	PA
Team						
y- Carolina	7	8	1	.469	339	374
New Orleans	7	9	0	.438	401	424
Atlanta	6	10	0	.375	381	417
Tampa Bay	2	14	0	.125	277	410

NFC WEST	W	L	T	Pct	PF	PA
Team						
*yz- Seattle	12	4	0	.750	394	254
x- Arizona	11	5	0	.688	310	299
San Francisco	8	8	0	.500	306	340
St. Louis	6	10	0	.375	324	354

x - Playoffs; y - Division Title; z - First-round Bye; * - Home-field Advantage

WILD CARD PLAYOFF GAMES

1/3 - at Carolina 27, Arizona 16
1/3 - Baltimore 30, at Pittsburgh 17
1/4 - at Indianapolis 16, Cincinnati 10
1/4 - at Dallas 24, Detroit 20

DIVISIONAL PLAYOFF GAMES

1/10 - at New England 35, Baltimore 31
1/10 - at Seattle 31, Carolina 17
1/11 - at Green Bay 26, Dallas 21
1/11 - Indianapolis 24, at Denver 13

CONFERENCE CHAMPIONSHIPS

1/18 - at Seattle 28, Green Bay 22
1/18 - at New England 45, Indianapolis 7

SUPER BOWL XLIX (GLENDALE, ARIZ.)

2/1 - New England 28, Seattle 24

2013 FINAL STATISTICS (13-3)

Head Coach: John Fox AFC West: 1st Home Stadium: Sports Authority Field at Mile High

Date	W-L	Score	Opponent	Attendance
Sept 5	W	49-27	Baltimore	76,977
Sept 15	W	41-23	at N.Y. Giants	81,285
Sept 23	W	37-21	Oakland	76,978
Sept 29	W	52-20	Philadelphia	77,002
Oct 6	W	51-48	at Dallas	92,758
Oct 13	W	35-19	Jacksonville	76,862
Oct 20	L	33-39	at Indianapolis	67,196
Oct 27	W	45-21	Washington	77,031
Nov 10	W	28-20	at San Diego	68,847
Nov 17	W	27-17	Kansas City	77,076
Nov 24	L	31-34	at New England (OT)	68,756
Dec 1	W	35-28	at Kansas City	77,065
Dec 8	W	51-28	Tennessee	76,554
Dec 12	L	20-27	San Diego	76,497
Dec 22	W	37-13	at Houston	71,761
Dec 29	W	34-14	at Oakland	51,500

TEAM STATISTICS		Den	Opp
TOTAL FIRST DOWNS		435	339
Rushing		107	90
Passing		293	208
Penalty		35	41
3RD DOWN: MADE/ATT		95/205	83/218
3rd Down Pct		46.3	38.1
4TH DOWN: MADE/ATT		8/9	4/15
4th Down Pct		88.9	26.7
POSSESSION AVG.		30.06	29.54
TOTAL NET YARDS		7317	5696
Avg. Per Game		457.3	356.0
Total Plays		1156	1074
Avg. Per Play		6.3	5.3
NET YARDS RUSHING		1873	1626
Avg. Per Game		117.1	101.6
Total Rushes		461	420
NET YARDS PASSING		5444	4070
Avg. Per Game		340.3	254.4
Sacked/Yards Lost		20/128	41/290
Gross Yards		5572	4360
Att./Completions		675/461	613/357
Completion Pct.		68.3	58.2
Had Intercepted		10	17
PUNTS/AVERAGE		66/43.8	89/46.1
NET PUNTING AVG.		38.2	39.5
PENALTIES/YARDS		117/1000	97/807
FUMBLES/BALL LOST		27/16	25/9
TOUCHDOWNS		76	47
Rushing		16	15
Passing		55	29
Returns		5	3

SCORE BY PERIODS		1	2	3	4	OT	PTS
BRONCOS		130	158	135	183	0	606
OPPONENTS		64	128	104	100	3	399

SCORING	TD	Ru	Pa	Ret	PAT	FG	\$	PTS
Prater	0	0	0	0	75/75	25/26	0	150
D. Thomas	14	0	14	0	0/0	0/0	0	84
Moreno	13	10	3	0	0/0	0/0	0	78
J. Thomas	12	0	12	0	0/0	0/0	0	72
Decker	11	0	11	0	0/0	0/0	0	66
Welker	10	0	10	0	0/0	0/0	0	60
Ball	4	4	0	0	0/0	0/0	0	24
Caldwell	3	0	3	0	0/0	0/0	0	18
Holliday	2	0	0	2	0/0	0/0	0	12
Tamme	1	0	1	0	0/0	0/0	0	6
Dreesen	1	0	1	0	0/0	0/0	0	6
Rodgers-Cromartie	1	0	0	1	0/0	0/0	0	6
Johnson	1	0	0	1	0/0	0/0	0	6
Hillman	1	1	0	0	0/0	0/0	0	6
Manning	1	1	0	0	0/0	0/0	0	6
Miller	1	0	0	1	0/0	0/0	0	6
BRONCOS	76	16	55	5	75/75	25/26	0	606
OPPONENTS	47	15	29	3	44/44	23/26	1	399

2-PT. CONVERSIONS: BRONCOS 0-1, OPPONENTS 1-3

SACKS: Phillips 10.0, Jackson 6.0, Ayers 5.5, Miller 5.0, Wolfe 4.0, Knighton 3.0, Trevathan 2.0, Williams 2.0, Woodyard 1.5, Vickerson 1.0, Irving 1.0, **BRONCOS 41.0, OPPONENTS 19.0**

FUM/Lost: Manning 10/6, Holliday 5/2, Ball 3/3, Decker 2/1, Hillman 2/1, Carter 1/1, Trevathan 1/1, Welker 1/1, Moreno, 1/0, D. Thomas 1/0

RUSHING	No.	Yds.	Avg.	Long	TD
Moreno	241	1038	4.3	31	10
Ball	120	559	4.7	45	4
Hillman	55	218	4.0	19	1
Anderson	7	38	5.4	11	0
Bruton	1	35	35.0	35	0
Holliday	1	7	7.0	7	0
Caldwell	1	7	7.0	7	0
Osweller	3	2	0.7	4	0
Manning	32	-31	-1.0	11	1
BRONCOS	461	1873	4.1	45	16
OPPONENTS	420	1626	3.9	35	15

RECEIVING	No.	Yds.	Avg.	Long	TD
D.Thomas	92	1430	15.5	78t	14
Decker	87	1288	14.8	61	11
Welker	73	778	10.7	33	10
J.Thomas	65	788	12.1	74t	12
Moreno	60	548	9.1	35t	3
Tamme	20	184	9.2	15	1
Ball	20	145	7.3	31	0
Caldwell	16	200	12.5	36	3
Hillman	12	119	9.9	19	0
Green	9	45	5.0	10	0
Dreesen	7	47	6.7	14	1
BRONCOS	461	5572	12.1	78t	55
OPPONENTS	357	4360	12.2	82t	29

INTERCEPTIONS	No.	Yds.	Avg.	Long	TD
Rodgers-Cromartie	3	75	25.0	75t	1
Trevathan	3	29	9.7	29	0
Harris	3	1	0.3	1	0
Moore	2	18	9.0	18	0
Webster	1	10	10.0	10	0
Adams	1	3	3.0	3	0
Phillips	1	3	3.0	3	0
Knighton	1	2	2.0	2	0
Woodyard	1	0	0.0	0	0
Carter	1	0	0.0	0	0
BRONCOS	17	141	8.3	75t	1
OPPONENTS	10	131	13.1	59t	2

PUNTING	No.	Yds.	Avg.	Net	TB	In20	Long	B
Colquitt	65	2893	44.5	38.8	3	23	60	1
BRONCOS	65	2893	43.8	38.8	3	23	60	1
OPPONENTS	87	4100	46.1	40.4	8	32	66	2

PUNT RETURNS	No.	FC	Yds.	Avg.	Long	TD
Holliday	32	11	271	8.5	81t	1
Welker	10	2	70	7.0	27	0
Decker	1	2	2	2.0	2	0
Carter	1	0	0	0.0	0	0
BRONCOS	44	15	343	7.8	81t	1
OPPONENTS	28	25	274	9.8	51	0

KICKOFF RETURNS	No.	Yds.	Avg.	Long	TD
Holliday	28	775	27.7	105t	1
Caldwell	6	141	23.5	34	0
Bolden	2	44	22.0	25	0
Unrein	1	8	8.0	8	0
Jackson	1	6	6.0	6	0
Tamme	1	0	0.0	0	0
BRONCOS	39	974	25.0	105t	1
OPPONENTS	32	936	29.3	108T	1

FIELD GOALS	1-19	20-29	30-39	40-49	50+
Prater	2/2	4/4	5/5	8/8	6/7
BRONCOS	2/2	4/4	5/5	8/8	6/7
OPPONENTS	0/0	6/6	9/10	6/8	2/2

PRATER: ()(42G,47G)(53G,41G,40G)(53G)(48G,50G,28G)()(31G,47G)(19G)()(54G,52N,36G)(27G)()(25G,64G,19G)(32G,42G)(32G,25G,44G)(34G,54G)

OPPONENTS: (25G,30G)(36G,24G,41G)()(35G,25G,46N)(43G,48G)(50G,30G)(27G,52G,42G)()(26G,40G,37N)(20G)(31G,31G)()()(38G,35G)(45G,35G)(42N)

PASSING	Att.	Comp.	Yds.	Comp.%	Yds/Att.	TD	TD%	Int	Int%	Long	Sack/Lost	Rating
Manning	659	450	5477	68.3%	8.3	55	8.3%	10	1.5%	78t	18/120	115.1
Osweller	16	11	95	68.8%	5.9	0	0.0%	0	0.0%	19	2/8	84.1
BRONCOS	675	461	5572	68.3%	8.3	55	8.1%	10	1.5%	78t	20/128	114.4
OPPONENTS	613	357	4360	58.2%	7.1	29	4.7%	17	2.8%	82t	41/290	84.0

2013 DEFENSIVE STATS

(based on unofficial press box statistics)

	TT	UT	A	S-YDS	I-YDS	PD	FF	FR
1 Trevathan	124	84	40	2-18	3-29	10	2	1
2 Woodyard	83	47	36	1.5-11	1-0	4	1	0
3 Ihenachio	72	55	17	0-0	0-0	7	3	2
4 Harris	65	58	7	0-0	3-1	13	0	0
5 Adams	61	45	16	0-0	1-3	7	0	1
6 Moore	44	39	6	0-0	2-18	6	0	0
7 Jackson	42	30	12	6-5	0-0	4	1	0
8 Webster	38	34	4	0-0	1-10	9	1	0
9 Phillips	36	29	7	10-77.5	1-3	5	2	0
10 Miller	34	27	7	5-29	0-0	1	3	1
11 Irving	34	23	11	1-8	0-0	1	0	0
12 Rodgers-Cromartie	31	25	6	0-0	3-75	15	0	0
13 Knighton	31	18	13	3-18	1-2	1	0	1
14 Ayers	29	23	6	5.5-34.5	0-0	3	0	0
15 Vickerson	22	18	4	1-9	0-0	3	0	0
16 Unrein	20	15	5	0-0	0-0	0	0	0
17 Lenon	20	14	6	0-0	0-0	2	0	0
18 Williams	19	12	7	2-8	0-0	0	0	1
19 Bruton	16	14	2	0-0	0-0	0	0	0
20 Wolfe	16	11	5	4-34	0-0	0	0	1
21 Bailey	14	12	2	0-0	0-0	3	0	0
22 Jammer	13	12	1	0-0	0-0	3	0	1
23 Carter	11	10	1	0-0	0-0	6	0	0
24 Bolden	11	8	3	0-0	0-0	0	0	0
25 Huff	2	2	0	0-0	0-0	0	0	0
26 Johnson	1	1	0	0-0	0-0	0	0	0
Robinson	1	1	0	0-0	0-0	0	0	0
Marshall	1	1	0	0-0	0-0	0	0	0
Mincey	1	1	0	0-0	0-0	0	0	0
Tamme	1	0	1	0-0	0-0	0	0	0
Fua	1	0	1	0-0	0-0	0	0	0
TOTALS	867	621	246	52-364	16-347	85	18	7

2013 GAMES STARTED

OFFENSE		DEFENSE	
QB Manning, Peyton	16	DE Ayers, Robert	3
RB Moreno, Knowshon	15	DE Jackson, Malik	12
WR Decker, Eric	16	DE Phillips, Shaun	12
WR Thomas, Demaryius	16	DE Wolfe, Derek	11
WR Welker, Wes	13	DT Knighton, Terrance	16
WR Caldwell, Andre	2	DT Unrein, Mitch	1
TE Green, Virgil	3	DT Vickerson, Kevin	11
TE Tamme, Jacob	1	SLB Irving, Nate	4
TE Thomas, Julius	14	SLB Miller, Von	9
C Ramirez, Manny	16	MLB Lenon, Paris	6
T Clady, Ryan	2	MLB Woodyard, Wesley	10
T Clark, Chris	14	WLB Trevathan, Danny	16
T Franklin, Orlando	1	CB Bailey, Champ	3
T Vazquez, Louis	1	CB Carter, Tony	2
G Beadles, Zane	16	CB Harris Jr., Chris	15
G Kuper, Chris	1	CB Jammer, Quentin	1
G Vasquez, Louis	15	CB Rodgers-Cromartie, Dominique	13
		CB Webster, Kayvon	5
		S Adams, Mike	4
		S Bolden, Omar	1
		S Ihenachio, Duke	14
		S Moore, Rahim	10

2013 COACHES

John Fox (Head Coach), **Jack Del Rio** (Defensive Coordinator), **Adam Gase** (Offensive Coordinator), **Jeff Rodgers** (Special Teams Coordinator), **Clancy Barone** (Tight Ends), **Chris Beake** (Quality Control-Defense), **Brian Callahan** (Offensive Assistant), **Jim Bob Cooter** (Offensive Assistant), **Mike Eubanks** (Asst. Strength & Conditioning), **Sam Games** (Assistant Secondary), **Jason George** (Asst. Strength & Conditioning), **Alex Gibbs** (Offensive Consultant), **Greg Knapp** (Quarterbacks), **Anthony Lomando** (Asst. Strength & Conditioning), **Dave Magaz** (Offensive Line), **Luke Richesson** (Strength & Conditioning), **Jay Rodgers** (Defensive Line), **Richard Smith** (Linebackers), **Eric Stutesville** (Running Backs), **Derius Swinton** (Assistant Special Teams), **Tyke Tolbert** (Wide Receivers), **Cory Undlin** (Secondary).

2013 LEADERS / RANKINGS

INDIVIDUAL	PLAYER	NO.	AFC RANK	NFL RANK	NFL LEADER	NO.
Points	Prater	150	2	2	Gostkowski (NE)	158
Rushing Yards	Moreno	1,039	4	12	McCoy (PHI)	1,607
Passing Yards	Manning	5,477	1	1	Manning (OJL)	5,477
Passer Rating	Manning	115.1	1	2	Foles (PHI)	119.2
Receiving Yards	D. Thomas	1,430	3	4	Gordon (CLE)	1,646
Receptions	D. Thomas	92	6	9	Garcon (WAS)	113
Interceptions	Three players	3	15t	32t	Sherman (SEA)	8
Sacks	Phillips	10.0	11t	20t	Mathis (IND)	19.5
AFC RANK						
OFFENSE						
Points Per Game		37.9	1	1	Denver	37.9
Total Yards Per Game		457.3	1	1	Denver	457.3
Yards Per Play		6.3	1	2	Philadelphia	6.3
Rushing Yards Per Game		117.1	8	15	Philadelphia	160.4
Net Passing Yards Per Game		340.3	1	1	Denver	340.3
AFC RANK						
DEFENSE						
Points Per Game		24.9	12	22	Seattle	14.4
Total Yards Per Game		356.0	9	19	Seattle	273.6
Yards Per Play		5.3	10	16	Seattle	4.4
Rushing Yards Per Game		91.1	2	3	Tampa Bay	82.5
Net Passing Yards Per Game		199.6	3	3	Pittsburgh	185.2

2013 KEY AWARDS

Pro Bowl (5): QB Peyton Manning, K Matt Prater, WR Demaryius Thomas, TE Julius Thomas, G Louis Vasquez. **AP All-Pro (4):** QB Peyton Manning (first team), G Louis Vasquez (first team), K Matt Prater (second team), WR Demaryius Thomas (second team). **AP NFL MVP:** QB Peyton Manning. **AP NFL Offensive Player of the Year:** QB Peyton Manning. **FedEx Air Player of the Year:** QB Peyton Manning.

2013 NFL STANDINGS

AFC EAST

Team	W	L	T	Pct	PF	PA
y-z- New England	12	4	0	.750	444	338
N.Y. Jets	8	8	0	.500	290	387
Miami	8	8	0	.500	317	335
Buffalo	6	10	0	.375	339	388

AFC NORTH

Team	W	L	T	Pct	PF	PA
y- Cincinnati	11	5	0	.688	430	305
Pittsburgh	8	8	0	.500	379	370
Baltimore	8	8	0	.500	320	352
Cleveland	4	12	0	.250	308	406

AFC SOUTH

Team	W	L	T	Pct	PF	PA
y- Indianapolis	11	5	0	.688	391	336
Tennessee	7	9	0	.438	362	381
Jacksonville	4	12	0	.250	247	449
Houston	2	14	0	.125	276	428

AFC WEST

Team	W	L	T	Pct	PF	PA
*y-z- Denver	13	3	0	.813	606	399
x- Kansas City	11	5	0	.688	430	305
x- San Diego	9	7	0	.563	396	348
Oakland	4	12	0	.250	322	453

NFC EAST

Team	W	L	T	Pct	PF	PA
y- Philadelphia	10	6	0	.625	442	382
Dallas	8	8	0	.500	439	432
N. Y. Giants	7	9	0	.438	294	383
Washington	3	13	0	.188	334	478

NFC NORTH

Team	W	L	T	Pct	PF	PA
y- Green Bay	8	7	1	.531	417	428
Chicago	8	8	0	.500	445	478
Detroit	7	9	0	.438	395	376
Minnesota	5	10	1	.344	391	480

NFC SOUTH

Team	W	L	T	Pct	PF	PA
y-z- Carolina	12	4	0	.750	366	241
x- New Orleans	11	5	0	.688	414	304
Atlanta	4	12	0	.250	353	443
Tampa Bay	4	12	0	.250	288	389

NFC WEST

Team	W	L	T	Pct	PF	PA
*y-z- Seattle	13	3	0	.813	417	231
x- San Francisco	12	4	0	.750	406	272
Arizona	10	6	0	.625	379	324
St. Louis	7	9	0	.438	348	364

x - Playoffs; y - Division Title; z - First-round Bye; * - Home-field Advantage

WILD CARD PLAYOFF GAMES

1/4 - at Indianapolis 45, Kansas City 44
1/4 - New Orleans 26, at Philadelphia 24
1/5 - San Diego 27, at Cincinnati 10
1/5 - San Francisco 23, at Green Bay 20

DIVISIONAL PLAYOFF GAMES

1/11 - at Seattle 23, New Orleans 15
1/11 - at New England 43, Indianapolis 22
1/12 - San Francisco 23, at Carolina 10
1/12 - at Denver 24, San Diego 17

CONFERENCE CHAMPIONSHIPS

1/20 - at Denver 26, New England 16
1/20 - at Seattle 23, San Francisco 17

SUPER BOWL XLVIII (NEW YORK/NEW JERSEY)

2/2 - Seattle 43, Denver 8

2012 FINAL STATISTICS (13-3)

Head Coach: John Fox AFC West: 1st Home Stadium: Sports Authority Field at Mile High

Date	W-L	Score	Opponent	Attendance	RUSHING	No.	Yds.	Avg.	Long	TD
Sept 9	W	31-19	Pittsburgh	76,823	McGahee	167	731	4.4	31	4
Sept 17	L	21-27	at Atlanta	70,427	Moreno	138	525	3.8	20	4
Sept 23	L	25-31	Houston	76,566	Hillman	85	330	3.9	31	1
Sept 30	W	37-6	Oakland	76,787	Ball	42	158	3.8	22	1
Oct 7	L	21-31	at New England	68,756	Hester	17	81	4.8	18	2
Oct 15	W	35-24	at San Diego	68,604	Caldwell	1	14	14.0	14	0
Oct 28	W	34-14	New Orleans	76,832	Manning	23	6	0.3	10	0
Nov 4	W	31-23	at Cincinnati	63,623	Osweller	8	-13	-1.6	-1	0
Nov 11	W	36-14	at Carolina	73,939	BRONCOS	481	1832	3.8	31	12
Nov 18	W	30-23	San Diego	76,769	OPPONENTS	404	1458	3.6	36	5
Nov 25	W	17-9	at Kansas City	74,244						
Dec 2	W	31-23	Tampa Bay	76,432						
Dec 6	W	26-13	at Oakland	53,807	RECEIVING	No.	Yds.	Avg.	Long	TD
Dec 16	W	34-17	at Baltimore	71,317	D.Thomas	94	1434	15.3	71t	10
Dec 23	W	34-12	Cleveland	76,351	Decker	85	1064	12.5	55	13
Dec 30	W	38-3	Kansas City	76,502	Tammie	52	555	10.7	36	2

TEAM STATISTICS	Den	Opp
TOTAL FIRST DOWNS	380	287
Rushing	112	73
Passing	232	183
Penalty	36	31
3RD DOWN: MADE/ATT	96/213	66/216
3rd Down Pct.	45.1	30.6
4TH DOWN: MADE/ATT	3/5	7/18
4th Down Pct.	60.0	38.9
POSSESSION AVG.	31:16	28:44
TOTAL NET YARDS	6366	4652
Avg. Per Game	397.9	290.8
Total Plays	1090	1015
Avg. Per Play	5.8	4.6
NET YARDS RUSHING	1832	1458
Avg. Per Game	114.5	91.1
NET RUSHES	481	404
NET YARDS PASSING	4534	3194
Avg. Per Game	283.4	199.6
Sacked/Yards Lost	21/137	52/364
Gross Yards	4671	3558
Att./Completions	588/402	559/321
Completion Pct.	68.4	57.4
Had Intercepted	11	16
PUNTS/AVERAGE	67/46.3	94/48.1
NET PUNTING AVG.	42.1	41.5
PENALTIES/YARDS	100/805	123/951
FUMBLES/BALL LOST	22/14	23/8
TOUCHDOWNS	57	32
Rushing	12	5
Passing	37	25
Returns	8	2

SCORE BY PERIODS	1	2	3	4	OT	PTS
BRONCOS	66	116	153	146	0	481
OPPONENTS	70	81	62	76	0	289

SCORING	TD	Ru	Pa	Ret	PAT	FG	\$	PTS
Prater	0	0	0	0	55/55	26/32	0	133
Decker	13	0	13	0	0/0	0/0	0	78
D.Thomas	10	0	10	0	0/0	0/0	0	60
Dreessen	5	0	5	0	0/0	0/0	0	30
Stokley	5	0	5	0	0/0	0/0	0	30
McGahee	4	4	0	0	0/0	0/0	1	26
Moreno	4	4	0	0	0/0	0/0	0	24
Harris	2	0	0	2	0/0	0/0	0	12
Hester	2	2	0	0	0/0	0/0	0	12
Tammie	2	0	2	0	0/0	0/0	0	12
Ball	2	1	1	0	0/0	0/0	0	12
T.Carter	2	0	0	2	0/0	0/0	0	12
Holliday	2	0	0	2	0/0	0/0	0	12
Hillman	1	1	0	0	0/0	0/0	0	6
Miller	1	0	0	1	0/0	0/0	0	6
Unrein	1	0	1	0	0/0	0/0	0	6
Porter	1	0	0	1	0/0	0/0	0	6
Adams	0	0	0	0	0/0	0/0	0	2
Dumervil	0	0	0	0	0/0	0/0	0	2
BRONCOS	57	12	37	8	55/55	26/32	1	481
OPPONENTS	32	5	25	2	29/29	22/25	0	289

2-PT. CONVERSIONS: McGahee 1, BRONCOS 1-2, OPPONENTS 0-3

SACKS: Miller 18.5, Dumervil 11.0, Wolfe 6.0, Woodyard 5.5, Harris 2.5, Ayers 2.0, Vickerson 2.0, Adams 1.0, Brookling 1.0, Moore 1.0, Trevathan 1.0, Mays 0.5, BRONCOS 52.0, OPPONENTS 21.0

FUM/LOST: McGahee 5/4, Holliday 5/1, D. Thomas 3/3, Manning 2/2, Hillman 2/1, Ball 1/1, Bolden 1/1, Moreno 1/1, Leonhard 1/0, Koppen 1/0

RECEIVING	No.	Yds.	Avg.	Long	TD
D.Thomas	94	1434	15.3	71t	10
Decker	85	1064	12.5	55	13
Tammie	52	555	10.7	36	2
Stokley	45	544	12.1	38t	5
Dreessen	41	356	8.7	30	5
McGahee	26	221	8.5	31	0
Moreno	21	167	8.0	26	0
Willis	10	90	9.0	19	0
Hillman	10	62	6.2	29	0
Ball	7	61	8.7	17	1
Green	5	63	12.6	28	0
Holliday	2	17	8.5	15	0
Caldwell	1	18	18.0	18	0
Gronkowski	1	11	11.0	11	0
Hester	1	7	7.0	7	0
Unrein	1	1	1.0	1t	1
BRONCOS	402	4671	11.6	71t	37
OPPONENTS	321	3558	11.1	61t	25

INTERCEPTIONS	No.	Yds.	Avg.	Long	TD
Harris	3	144	48.0	98t	2
Woodyard	3	40	13.3	25	0
T.Carter	2	55	27.5	40t	1
Bailey	2	18	9.0	18	0
Leonhard	2	0	0.0	0	0
Porter	1	43	43.0	43t	1
Miller	1	26	26.0	26t	1
Moore	1	23	23.0	23	0
Bruton	1	-2	-2.0	-2	0
BRONCOS	16	347	21.7	98t	5
OPPONENTS	11	218	19.8	80t	2

PUNTING	No.	Yds.	Avg.	Net	TB	In20	Long	B
Colquitt	67	3105	46.3	42.1	4	27	67	0
BRONCOS	67	3105	46.3	42.1	4	27	67	0
OPPONENTS	93	4524	48.1	41.9	7	35	68	1

PUNT RETURNS	No.	FC	Yds.	Avg.	Long	TD
Holliday	31	4	334	10.8	76t	1
Leonhard	15	16	89	5.9	16	0
Decker	2	0	22	11.0	13	0
BRONCOS	48	20	445	9.3	76t	1
OPPONENTS	33	17	203	6.2	40	0

KICKOFF RETURNS	No.	Yds.	Avg.	Long	TD
Bolden	14	270	19.3	33	0
Holliday	11	358	32.5	105t	1
Leonhard	1	18	18.0	18	0
Ball	1	0	0.0	0	0
Gronkowski	1	0	0.0	0	0
BRONCOS	28	646	23.1	105t	1
OPPONENTS	34	751	22.1	50	0

FIELD GOALS	1-19	20-29	30-39	40-49	50+
Prater	1/1	7/7	10/11	5/9	3/4
BRONCOS	1/1	7/7	10/11	5/9	3/4
OPPONENTS	0/0	7/7	6/7	6/8	3/3

PRATER: (26G)(/)(32G,23G,53G)(21G,43G,53G)(/)(/)(33G,33G)(43G)(53G,43N,27G)(55N,19G,30G,32G)(47N,33N,34G)(31G,47N)(43G,34G,20G,33G)(27G,36G,45N)(27G,41G)(42G)

OPPONENTS: (21G,35G)(37G,42G)(41G)(38G,24G)(23G)(32G)(/)(28G,46N,49G,41G)(43N)(/)(34G,22G,49G)(31G,50G,55G)(/)(45G)(27G,53G)(23G,33N)

PASSING	Att.	Comp.	Yds.	Comp.%	Yds/Att.	TD	TD%	Int	Int%	Long	Sack/Lost	Rating
Manning	583	400	4659	68.6%	8	37	6.3%	11	1.9%	71t	21/137	105.9
Osweller	4	2	12	50.0%	3	0	0.0%	0	0.0%	7	0/0	56.3
Prater	1	0	0	0.0%	0	0	0.0%	0	0.0%	0	0/0	39.6
BRONCOS	588	402	4671	68.4%	7.9	37	6.3%	11	1.9%	71t	21/137	105.3
OPPONENTS	559	321	3558	57.4%	6.4	25	4.5%	16	2.9%	61t	52/364	79.4

2012 DEFENSIVE STATS

(based on unofficial press box statistics)

	TT	UT	A	S-YDS	I-YDS	PD	FF	FR
1 Woodyard	114	70	44	5.5-47.5	3-40	6	1	1
2 Adams	80	60	20	1-2	0-0	11	2	2
3 Moore	71	59	12	1-3	1-23	7	0	1
4 Miller	68	55	13	18.5-129.5	1-26	2	6	0
5 Bailey	66	61	5	0-0	2-18	9	0	0
6 Harris	61	51	10	2.5-17.5	3-144	12	0	0
7 Brookling	54	33	21	1-8	0-0	0	1	0
Dumervil	54	32	22	11-83	0-0	1	6	0
9 Bannan	42	28	14	0-0	0-0	4	1	1
10 Vickerson	40	28	12	2-11	0-0	1	1	0
Wolfe	40	26	14	6-41	0-0	2	0	0
12 Trevathan	30	21	9	1-0	0-0	3	0	0
13 T. Carter	24	20	4	0-0	2-55	12	0	1
14 Porter	21	16	5	0-0	1-43	6	0	0
15 Unrein	20	12	8	0-0	0-0	0	0	1
16 Mays	19	7	12	0.5-3.5	0-0	0	0	0
17 Leinhardt	17	12	5	0-0	2-0	3	0	0
18 Ayers	16	8	8	2-18	0-0	2	0	0
19 Williams	14	10	4	0-0	0-0	1	0	0
20 Jackson	5	3	2	0-0	0-0	0	0	0
21 Bolden	4	4	0	0-0	0-0	1	0	0
22 Irving	3	1	2	0-0	0-0	1	0	0
23 Bruton	2	2	0	0-0	1-2	1	0	0
24 Siliga	1	1	0	0-0	0-0	0	0	0
Warren	1	1	0	0-0	0-0	0	0	0
TOTALS	867	621	246	52-364	16-347	85	18	7

2012 GAMES STARTED

OFFENSE		DEFENSE	
QB Manning, Peyton	16	DE Dumervil, Elvis	16
RB McGahee, Willis	9	DE Wolfe, Derek	16
RB Moreno, Knowshon	6	DT Bannan, Justin	16
WR Decker, Eric	15	DT Unrein, Mitch	2
WR Stokley, Brandon	9	DT Vickerson, Kevin	14
WR Thomas, Demaryius	16	SLB Miller, Von	16
TE Dreesen, Joel	16	MLB Brookling, Keith	14
TE Green, Virgil	2	MLB Mays, Joe	4
TE Tamme, Jacob	8	WLB Woodyard, Wesley	1
C Koppen, Dan	12	CB Bailey, Champ	12
C Walton, J.D.	4	CB Harris, Chris	16
T Clady, Ryan	16	CB Porter, Tracy	4
T Franklin, Orlando	16	S Adams, Mike	16
G Beadles, Zane	16	S Leonard, Jim	1
G Kuper, Chris	5	S Moore, Rahim	15
G Ramirez, Manny	11		

2012 COACHES

John Fox (Head Coach), **Jack Del Rio** (Defensive Coordinator), **Mike McCoy** (Offensive Coordinator), **Jeff Rodgers** (Special Teams Coordinator), **Claime Barone** (Tight Ends), **Keith Burns** (Assistant Special Teams), **Brian Callahan** (Quality Control-Offense), **Mike Eubanks** (Asst. Strength & Conditioning), **Sam Games** (Assistant Secondary), **Adam Gase** (Quarterbacks), **Jason George** (Asst. Strength & Conditioning), **Anthony Lomando** (Asst. Strength & Conditioning), **Dave Magaz** (Offensive Line), **Ron Milus** (Secondary), **Luke Richesson** (Strength & Conditioning), **Jay Rodgers** (Defensive Line), **Richard Smith** (Linebackers), **Eric Studesville** (Running Backs), **Tyke Tolbert** (Wide Receivers), **Cory Undlin** (Quality Control-Defense).

2012 LEADERS / RANKINGS

INDIVIDUAL	PLAYER	NO.	AFC RANK	NFL RANK	NFL LEADER	NO.
Points	McGahee	133	3	7	Gostkowski (NE)	153
Rushing Yards	McGahee	731	12	26	Peterson (MIN)	2,097
Passing Yards	Manning	4,659	2	6	Brees (NO)	5,177
Passer Rating	Manning	105.8	1	2	Rodgers (GB)	108.0
Receiving Yards	D. Thomas	1,434	2	4	Johnson (DET)	1,964
Receptions	D. Thomas	94	5	8	Johnson (DET)	122
Interceptions	Harris/Woodyard	3	13	29	Jennings (CHI)	9
Sacks	Miller	18.5	2	3	Watt (HOU)	20.5
OFFENSE						
	NO.	AFC RANK	NFL RANK	NFL LEADER	NO.	
Points Per Game	30.1	2	2	New England	34.8	
Total Yards Per Game	397.9	2	4	New England	427.9	
Yards Per Play	5.8	1	6	Washington	6.2	
Rushing Yards Per Game	114.5	7	16	Washington	169.3	
Net Passing Yards Per Game	283.4	2	5	New Orleans	312.3	
DEFENSE						
	NO.	AFC RANK	NFL RANK	NFL LEADER	NO.	
Points Per Game	18.1	1	4	Seattle	15.3	
Total Yards Per Game	290.8	2	2	Pittsburgh	275.8	
Yards Per Play	4.6	1	1	Denver	4.6	
Rushing Yards Per Game	91.1	2	3	Tampa Bay	82.5	
Net Passing Yards Per Game	199.6	3	3	Pittsburgh	185.2	

2012 KEY AWARDS

Pro Bowl (7): CB Champ Bailey, G Zane Beadles, T Ryan Clady, DE Elvis Dumervil, QB Peyton Manning, LB Von Miller, WR Demaryius Thomas.
AP All-Pro (4): T Ryan Clady (first team), QB Peyton Manning (first team), LB Von Miller (first team), CB Champ Bailey (second team).
AP Comeback Player of the Year: QB Peyton Manning. **FedEx Air Player of the Year:** QB Peyton Manning.

2012 NFL STANDINGS

AFC EAST

Team	W	L	T	Pct	PF	PA
y-New England	12	4	0	.750	557	331
Miami	7	9	0	.438	288	317
New York Jets	6	10	0	.375	281	375
Buffalo	6	10	0	.375	344	435

AFC NORTH

Team	W	L	T	Pct	PF	PA
y-Baltimore	10	6	0	.625	398	344
x-Cincinnati	10	6	0	.625	391	320
Pittsburgh	8	8	0	.500	336	314
Cleveland	5	11	0	.313	302	368

AFC SOUTH

Team	W	L	T	Pct	PF	PA
y-Houston	12	4	0	.750	416	331
x-Indianapolis	11	5	0	.688	357	387
Tennessee	6	10	0	.375	330	471
Jacksonville	2	14	0	.125	255	444

AFC WEST

Team	W	L	T	Pct	PF	PA
y-Denver	13	3	0	.813	481	289
San Diego	7	9	0	.438	350	350
Oakland	4	12	0	.250	290	443
Kansas City	2	14	0	.125	211	425

NFC EAST

Team	W	L	T	Pct	PF	PA
y-Washington	10	6	0	.625	436	388
New York Giants	9	7	0	.563	429	344
Dallas	8	8	0	.500	376	400
Philadelphia	4	12	0	.250	280	444

NFC NORTH

Team	W	L	T	Pct	PF	PA
y-Green Bay	11	5	0	.688	433	336
x-Minnesota	10	6	0	.625	379	348
Chicago	10	6	0	.625	375	277
Detroit	4	12	0	.250	372	437

NFC SOUTH

Team	W	L	T	Pct	PF	PA
y-Atlanta	13	3	0	.813	419	299
Carolina	7	9	0	.438	357	363
New Orleans	7	9	0	.438	461	454
Tampa Bay	7	9	0	.438	389	394

NFC WEST

Team	W	L	T	Pct	PF	PA
y-San Francisco	11	4	1	.719	397	273
x-Seattle	11	5	0	.688	412	245
St. Louis	7	8	1	.469	299	348
Arizona	5	11	0	.313	250	357

x - Playoffs; y - Division Title; z - First-round Bye; * - Home-field Advantage

WILD CARD PLAYOFF GAMES

1/5 - at Houston 19, Cincinnati 13
 1/6 - at Green Bay 24, Minnesota 10
 1/6 - at Baltimore 24, Indianapolis 9
 1/6 - Seattle 24, at Washington 14

DIVISIONAL PLAYOFF GAMES

1/12 - Baltimore 38, at Denver 35 (OT)
 1/12 - at San Francisco 45, Green Bay 31
 1/13 - at Atlanta 30, Seattle 28
 1/13 - at New England 41, Houston 28

CONFERENCE CHAMPIONSHIPS

1/20 - San Francisco 28, at Atlanta 24
 1/20 - Baltimore 28, at New England 13

SUPER BOWL XLVII (NEW ORLEANS)

2/3 - Baltimore 34, San Francisco 31

2011 FINAL STATISTICS (8-8)

Head Coach: John Fox AFC West: 1st Home Stadium: Sports Authority Field at Mile High

Date	W-L	Score	Opponent	Attendance	RUSHING	No.	Yds.	Avg.	Long	TD
Sept 12	L	20-23	Oakland	75,671	McGahee	249	1199	4.8	60t	4
Sept 18	W	24-22	Cincinnati	73,281	Tebow	122	660	5.4	32	6
Sept 25	L	14-17	at Tennessee	69,143	Ball	96	402	4.2	34	1
Oct 2	L	23-49	at Green Bay	70,529	Moreno	37	179	4.8	24	0
Oct 9	L	24-29	San Diego	74,895	J.Johnson	14	77	5.5	25	0
Oct 23	W	18-15	at Miami (OT)	63,800	Royal	7	48	6.9	11	0
Oct 30	L	10-45	Detroit	74,977	Larsen	14	44	3.1	6	0
Nov 6	W	38-24	at Oakland	58,125	Orton	5	17	3.4	13	0
Nov 13	W	17-10	at Kansas City	72,908	D.Thomas	1	5	5.0	5	0
Nov 17	W	17-13	New York Jets	74,746	Decker	1	1	1.0	1	0
Nov 27	W	16-13	at San Diego (OT)	64,436	BRONCOS	546	2632	4.8	60t	11
Dec 4	W	35-32	at Minnesota	62,939	OPPONENTS	488	2021	4.1	47	11
Dec 11	W	13-10	Chicago (OT)	76,487	RECEIVING	No.	Yds.	Avg.	Long	TD
Dec 18	L	23-41	New England	76,556	Decker	44	612	13.9	56t	8
Dec 24	L	14-40	at Buffalo	45,112	D.Thomas	32	551	17.2	47	4
Jan 1	L	3-7	Kansas City	76,005	Lloyd	19	283	14.9	44	0
					Fells	19	256	13.5	32	3
					Royal	19	155	8.2	26t	1
					Willis	18	267	14.8	42	1
					Ball	16	148	9.3	34	1
					McGahee	12	51	4.3	12	1
					Moreno	11	101	9.2	28t	1
					Larsen	9	76	8.4	16	0
					Rosario	7	117	16.7	32	0
					J.Johnson	7	62	8.9	17	0
					Green	3	24	8.0	9	0
					J.Thomas	1	5	5.0	5	0
					BRONCOS	217	2708	12.5	56t	20
					OPPONENTS	333	3987	12.0	84	24

TEAM STATISTICS		Den	Opp
TOTAL FIRST DOWNS		286	315
Rushing		129	101
Passing		130	182
Penalty		27	32
3RD DOWN: MADE/ATT		66/214	73/218
3rd Down Pct.		30.8	33.5
4TH DOWN: MADE/ATT		3/13	3/9
4th Down Pct.		23.1	33.3
POSSESSION AVG.		28:51	31:09
TOTAL NET YARDS		5066	5725
Avg. Per Game		316.6	357.8
Total Plays		1017	1063
Avg. Per Play		5.0	5.4
NET YARDS RUSHING		2632	2021
Avg. Per Game		164.5	126.3
Total Rushes		546	488
NET YARDS PASSING		2434	3704
Avg. Per Game		152.1	231.5
Sacked/Yards Lost		42/274	41/283
Gross Yards		2708	3987
Att./Completions		429/217	534/333
Completion Pct.		50.6	62.4
Had Intercepted		13	9
PUNTS/AVERAGE		101/47.4	92/47.3
NET PUNTING AVG.		40.2	38.2
PENALTIES/YARDS		101/842	99/845
FUMBLES/BALL LOST		30/17	19/9
TOUCHDOWNS		36	42
Rushing		11	11
Passing		20	24
Returns		5	7

SCORE BY PERIODS	1	2	3	4	OT	PTS
BRONCOS	74	33	75	118	9	309
OPPONENTS	52	154	91	93	0	390

SCORING	TD	Ru	Pa	Ret	PAT	FG	S	PTS
Prater	0	0	0	0	30/30	19/25	0	87
Decker	9	0	8	1	0/0	0/0	0	54
Tebow	6	6	0	0	0/0	0/0	0	40
McGahee	5	4	1	0	0/0	0/0	0	32
D.Thomas	4	0	4	0	0/0	0/0	0	24
Fells	3	0	3	0	0/0	0/0	0	18
Royal	2	0	1	1	0/0	0/0	0	12
Ball	2	1	1	0	0/0	0/0	0	12
Moreno	1	0	1	0	0/0	0/0	0	6
Vaughn	1	0	0	1	0/0	0/0	0	6
Goodman	1	0	0	1	0/0	0/0	0	6
Haggan	1	0	0	1	0/0	0/0	0	6
Willis	1	0	1	0	0/0	0/0	0	6
BRONCOS	36	11	20	5	30/30	19/25	0	309
OPPONENTS	42	11	24	7	40/40	32/39	0	390

2-PT. CONVERSIONS: Tebow 2, McGahee 1, **BRONCOS 3-6, OPPONENTS 0-2**

SACKS: Miller 11.5, Dumervil 9.5, Williams 5.0, McBean 4.0, Dawkins 3.0, Ayers 3.0, Wilhite 2.0, Hunter 1.0, Q.Carter 1.0, **BRONCOS 40.0, OPPONENTS 41.0**

FUM/Lost: Tebow 13/6, McGahee 4/3, Ball 2/2, Orton 2/2, Cosby 2/1, Fells 2/1, Decker 1/1, Moreno 1/1, Goodman 1/1, Lloyd 1/0

PASSING	Att.	Comp.	Yds.	Comp.%	Yds/Att.	TD	TD%	Int	Int%	Long	Sack/Lost	Rating
Tebow	271	126	1729	46.5%	6.4	12	4.4%	6	2.2%	56t	33/225	72.9
Orton	155	91	979	58.7%	6.3	8	5.2%	7	4.5%	52t	9/49	75.7
Colquitt	1	0	0	0.0%	0.0	0	0.0%	0	0.0%	0	0/0	39.6
Decker	1	0	0	0.0%	0.0	0	0.0%	0	0.0%	0	0/0	39.6
D.Thomas	1	0	0	0.0%	0.0	0	0.0%	0	0.0%	0	0/0	39.6
BRONCOS	429	217	2708	50.6%	6.3	20	4.7%	13	3.0%	56t	42/274	73.4
OPPONENTS	534	333	3987	62.4%	7.5	24	4.5%	9	1.7%	84	41/283	93.1

INTERCEPTIONS	No.	Yds.	Avg.	Long	TD
Goodman	2	46	23.0	26t	1
Bailey	2	0	0.0	0	0
Vaughn	1	55	55.0	55t	1
Moore	1	18	18.0	18	0
Haggan	1	16	16.0	16t	1
C.Harris	1	15	15.0	15	0
Wilhite	1	2	2.0	2	0
BRONCOS	9	152	16.9	55t	3
OPPONENTS	13	276	21.2	100t	3

PUNTING	No.	Yds.	Avg.	Net	TB	In20	Long	B
Colquitt	101	4783	47.4	40.2	7	33	66	0
BRONCOS	101	4783	47.4	40.2	7	33	66	0
OPPONENTS	92	4350	47.3	38.2	12	30	77	0

PUNT RETURNS	No.	FC	Yds.	Avg.	Long	TD
Cosby	27	9	269	10.0	30	0
Royal	16	9	194	16.2	85t	1
Decker	6	1	133	22.2	90t	1
Goodman	1	0	0	0.0	0	0
Willis	1	0	0	0.0	0	0
BRONCOS	47	19	596	12.7	90t	2
OPPONENTS	51	27	585	11.5	80t	1

KICKOFF RETURNS	No.	Yds.	Avg.	Long	TD
Cosby	17	457	26.9	63	0
Willis	8	163	20.4	29	0
Vaughn	7	210	30.0	67	0
Royal	3	47	15.7	20	0
Decker	2	50	25.0	34	0
Fells	1	20	20.0	20	0
Ball	1	9	9.0	9	0
BRONCOS	39	956	24.5	67	0
OPPONENTS	20	491	24.6	40	0

FIELD GOALS	1-19	20-29	30-39	40-49	50+
Prater	0/0	5/6	8/8	3/7	3/4
BRONCOS	0/0	5/6	8/8	3/7	3/4
OPPONENTS	0/0	12/12	9/10	6/9	5/8

PRATER: (286.56N.30G)(34G)(127G)(35G)(49N.43N.52G)(39G)(43N.43G)(38G.41N)(37G)(41G.24G.37G)(46G.23G)(288.59G.51G)(26G)(138G)

OPPONENTS: (45G.21G.63G)(45G.37G.23G)(46G)(124G.32G.28G.51G.35G)(38G.36G.43G)(50G)(48G)(32G)(52N.21G.61N.45G)(53G.25G.48N.53N)(40G.25G.39G)(57G)(21G.34G)(45N.31N.28G.25G.25G.29G)(1)

2011 DEFENSIVE STATS

(based on unofficial press box statistics)

	TT	UT	A	S-YDS	I-YDS	PD	FF	FR
1 Williams	90	70	20	5-38	0-0	2	3	1
2 Woodyard	87	60	27	0-0	0-0	2	1	0
3 Mays	74	63	11	0-0	0-0	2	0	0
4 C. Harris	65	56	9	0-0	1-15	6	0	0
5 Miller	64	50	14	11.5-77	0-0	4	2	0
6 Dawkins	51	38	13	3-38	0-0	6	1	0
7 Q. Carter	49	41	8	1-4	0-0	0	0	0
Goodman	49	41	8	0-0	2-46	10	0	1
9 Bunkley	43	33	10	0-0	0-0	0	0	0
M. Thomas	43	29	14	0-0	0-0	1	0	1
11 Dumervil	42	31	11	9.5-63	0-0	1	0	1
12 Bailey	39	35	4	0-0	2-0	10	1	0
Ayers	39	25	14	3-12	0-0	2	1	1
14 McBean	33	19	14	4-10	0-0	0	0	0
15 Moore	31	28	3	0-0	1-18	2	0	1
16 Wilhite	26	23	3	2-18	1-2	2	0	0
17 Haggan	21	12	9	0-0	1-16	1	0	0
18 Hunter	20	16	4	1-6	0-0	1	1	1
19 Vaughn	19	15	4	0-0	1-55	4	0	0
20 Bruton	12	12	0	0-0	0-0	3	0	0
21 Unrein	7	5	2	0-0	0-0	0	0	0
22 Vickerson	4	2	2	0-0	0-0	0	0	0
Harvey	4	2	2	0-0	0-0	0	0	1
24 TEAM	3	3	0	0-0	0-0	0	0	0
25 McCarthy	2	2	0	0-0	0-0	0	0	0
26 Cosby	1	1	0	0-0	0-0	0	0	0
TOTALS	918	713	205	40-266	9-152	59	10	7

2011 GAMES STARTED

OFFENSE

QB Orton, Kyle	5	DE Ayers, Robert	13
QB Tebow, Tim	11	DE Dumervil, Elvis	14
RB McGahee, Willis	14	DE Hunter, Jason	2
RB Moreno, Knowshon	2	DL McBean, Ryan	3
FB Larsen, Spencer	6	DT Bunkley, Brodrick	13
WR Decker, Eric	13	DT Thomas, Marcus	11
WR Lloyd, Brandon	4	DT Vickerson, Kevin	4
WR Royal, Eddie	8	SLB Haggan, Mario	1
WR Thomas, Demaryius	5	SLB Miller, Von	15
TE Clark, Chris	6	MLB Mays, Joe	12
TE Fells, Daniel	15	WLB Williams, D.J.	13
TE Green, Virgil	3	LB Woodyard, Wesley	7
TEFB Rosario, Dante	3	CB Bailey, Champ	13
TE Thomas, Julius	1	CB Goodman, André	3
C Walton, J.D.	16	CB Vaughn, Cassius	4
T Clady, Ryan	16	DB Harris, Chris	2
T Franklin, Orlando	16	DB Wilhite, Jonathan	1
G Beadles, Zane	16	S Bruton, David	10
G Kuper, Chris	16	S Carter, Quinton	12
		S Dawkins, Brian	10
		S Moore, Rahim	7

2011 COACHES

John Fox (Head Coach), **Dennis Allen** (Defensive Coordinator), **Mike McCoy** (Offensive Coordinator), **Jeff Rodgers** (Special Teams Coordinator), **Clancy Barone** (Tight Ends), **Keith Burns** (Assistant Special Teams), **Brian Callahan** (Quality Control-Offense), **Adam Gase** (Quarterbacks), **Sam Games** (Assistant Secondary), **Justin Lovett** (Strength & Conditioning Assistant), **Dave Magazu** (Offensive Line), **Ron Milus** (Secondary), **Wayne Nunnelly** (Defensive Line), **Jay Rodgers** (Quality Control-Defense), **Greg Saporita** (Strength & Conditioning Assistant), **Richard Smith** (Linebackers), **Eric Studesville** (Running Backs), **Tyke Tolbert** (Wide Receivers), **Rich Tuten** (Strength & Conditioning).

2011 LEADERS / RANKINGS

INDIVIDUAL	PLAYER	NO.	AFC RANK	NFL RANK	NFL LEADER	NO.
Points	Prater	87	17	35	Akers (SF)	166
Rushing Yards	McGahee	1,199	4	8	Jones-Drew (JAC)	1,606
Passing Yards	Tebow	1,729	14	31	Brees (NO)	5,476
Passer Rating	Tebow	72.9	14	27	Rodgers (GB)	122.5
Receiving Yards	Decker	612	32	70	Johnson (DET)	1,681
Receptions	Decker	44	42	85	Walker (NE)	122
Interceptions	Bailey/Goodman	2	23	63	Three players	7
Sacks	Miller	11.5	31	9	Allen (MIN)	22.0
<hr/>						
OFFENSE		NO.	AFC RANK	NFL RANK	NFL LEADER	NO.
Points Per Game		19.3	12	25	Green Bay	35.0
Total Yards Per Game		316.6	11	23	New Orleans	467.1
Yards Per Play		5.0	11	25	New Orleans	6.7
Rushing Yards Per Game		164.5	1	1	Denver	164.5
Net Passing Yards Per Game		152.1	15	31	New Orleans	334.2
<hr/>						
DEFENSE		NO.	AFC RANK	NFL RANK	NFL LEADER	NO.
Points Per Game		24.4	13	24	Pittsburgh	14.2
Total Yards Per Game		357.8	12	20	Pittsburgh	271.8
Yards Per Play		5.4	11	29	Pittsburgh	4.5
Rushing Yards Per Game		126.3	10	20	San Francisco	77.3
Net Passing Yards Per Game		231.5	12	18	Pittsburgh	171.9

2011 KEY AWARDS

Pro Bowl (2): CB Champ Bailey, WR Brandon Lloyd, RB Willis McGahee, LB Von Miller. **AP All-Pro (1):** WR Brandon Lloyd (second team).

2011 NFL STANDINGS

AFC EAST

Team	W	L	T	Pct	PF	PA
*yz-New England	13	3	0	.813	513	342
New York Jets	8	8	0	.500	377	363
Miami	6	10	0	.375	329	313
Buffalo	6	10	0	.375	372	434

AFC NORTH

Team	W	L	T	Pct	PF	PA
yz-Baltimore	12	4	0	.750	378	266
x-Pittsburgh	12	4	0	.750	325	227
x-Cincinnati	9	7	0	.563	344	323
Cleveland	4	12	0	.250	218	307

AFC SOUTH

Team	W	L	T	Pct	PF	PA
y-Houston	10	6	0	.625	381	278
Tennessee	9	7	0	.563	325	317
Jacksonville	5	11	0	.313	243	329
Indianapolis	2	14	0	.125	243	430

AFC WEST

Team	W	L	T	Pct	PF	PA
y-Denver	8	8	0	.500	309	390
San Diego	8	8	0	.500	406	377
Oakland	8	8	0	.500	359	433
Kansas City	7	9	0	.438	212	338

NFC EAST

Team	W	L	T	Pct	PF	PA
y-New York Giants	9	7	0	.563	394	400
Philadelphia	8	8	0	.500	396	328
Dallas	8	8	0	.500	369	347
Washington	5	11	0	.313	288	367

NFC NORTH

Team	W	L	T	Pct	PF	PA
*yz-Green Bay	15	1	0	.938	560	359
x-Detroit	10	6	0	.625	474	387
Chicago	8	8	0	.500	353	341
Minnesota	3	13	0	.188	340	449

NFC SOUTH

Team	W	L	T	Pct	PF	PA
y-New Orleans	13	3	0	.813	547	339
x-Atlanta	10	6	0	.625	402	350
Carolina	6	10	0	.375	406	429
Tampa Bay	4	12	0	.250	287	494

NFC WEST

Team	W	L	T	Pct	PF	PA
yz-San Francisco	13	3	0	.813	380	229
Arizona	8	8	0	.500	312	348
Seattle	7	9	0	.438	321	315
St. Louis	2	14	0	.125	193	407

x - Playoffs; y - Division Title; z - First-round Bye; * - Home-field Advantage

WILD CARD PLAYOFF GAMES

1/7 - at Houston 31, Cincinnati 10
1/7 - at New Orleans 45, Detroit 28
1/8 - New York Giants 24, at Atlanta 2
1/8 - at Denver 29, Pittsburgh 23 (OT)

DIVISIONAL PLAYOFF GAMES

1/14 - at San Francisco 36, New Orleans 32
1/14 - at New England 45, Denver 10
1/15 - at Baltimore 20, Houston 13
1/15 - New York Giants 37, at Green Bay 20

CONFERENCE CHAMPIONSHIPS

1/22 - at New England 23, Baltimore 20
1/22 - New York Giants 20, at San Francisco 17

SUPER BOWL XLVI (INDIANAPOLIS)

2/5 - New York Giants 21, New England 17

2010 FINAL STATISTICS (4-12)

Head Coach: Josh McDaniels (12) / Eric Studesville (4) AFC West: 4th Home Stadium: INVESCO Field at Mile High

Date	W-L	Score	Opponent	Attendance	RUSHING	No.	Yds.	Avg.	Long	TD
Sept 12	L	17-24	at Jacksonville	63,636	Moreno	182	779	4.3	35	5
Sept 19	W	31-14	Seattle	75,130	Tebow	43	227	5.3	40t	6
Sept 26	L	13-27	Indianapolis	76,401	Ball	41	158	3.9	19	0
Oct 3	W	26-20	at Tennessee	69,143	Buckhalter	59	147	2.5	13	2
Oct 10	L	17-31	at Baltimore	71,246	Orton	22	98	4.5	14	0
Oct 17	L	20-24	N.Y. Jets	75,982	Maroney	36	74	2.1	13	0
Oct 24	L	14-59	Oakland	75,835	Royal	6	61	10.2	20	0
Oct 31	L	16-24	at San Francisco (London)	83,941	Larsen	3	18	6.0	14	0
Nov 14	W	49-29	Kansas City	75,334	D.Thomas	2	1	0.5	1	0
Nov 22	L	14-35	at San Diego	68,482	Colquitt	1	0	—	0	0
Nov 28	L	33-36	St. Louis	72,736	Brown	2	-1	-0.5	0	0
Dec 5	L	6-10	at Kansas City	67,267	Lloyd	1	-18	-18.0	-18	0
Dec 12	L	13-43	at Arizona	62,223	BRONCOS	398	1544	3.9	40t	13
Dec 19	L	23-39	at Oakland	44,246	OPPONENTS	531	2473	4.7	71t	26
Dec 26	W	24-23	Houston	73,691	RECEIVING	No.	Yds.	Avg.	Long	TD
Jan 2	L	28-33	San Diego	74,155	Lloyd	77	1448	18.8	71	11

TEAM STATISTICS	Den	Opp
TOTAL FIRST DOWNS	309	334
Rushing	81	126
Passing	204	184
Penalty	24	24
3RD DOWN: MADE/ATT	67/207	80/209
3rd Down Pct.	32.4	38.3
4TH DOWN: MADE/ATT	6/19	10/16
4th Down Pct.	31.6	62.5
POSSESSION AVG.	28:09	31:51
TOTAL NET YARDS	5582	6253
Avg. Per Game	348.9	390.8
Total Plays	1018	1056
Avg. Per Play	5.5	5.9
NET YARDS RUSHING	1544	2473
Avg. Per Game	96.5	154.6
Total Rushes	398	531
NET YARDS PASSING	4038	3780
Avg. Per Game	252.4	236.3
Sacked/Yards Lost	40/269	23/156
Gross Yards	4307	3936
Att./Completions	580/334	502/297
Completion Pct.	57.6	59.2
Had Intercepted	12	10
PUNTS/AVERAGE	86/44.6	73/43.4
NET PUNTING AVG.	36.6	37.1
PENALTIES/YARDS	98/944	98/921
FUMBLES/BALL LOST	29/15	22/8
TOUCHDOWNS	40	55
Rushing	13	26
Passing	25	26
Returns	2	3

INTERCEPTIONS	No.	Yds.	Avg.	Long	TD
Hill	2	67	33.5	36	0
Thompson	2	20	10.0	18	0
Bailey	2	0	—	0	0
Cox	1	15	15.0	15	0
Hunter	1	14	14.0	14	0
Vickerson	1	4	4.0	4	0
Dawkins	1	-2	-2.0	-2	0
BRONCOS	10	118	11.8	36	0
OPPONENTS	12	255	21.3	44	1

PUNTING	No.	Yds.	Avg.	Net	TB	In20	Long	B
Colquitt	86	3835	44.6	36.6	7	19	63	0
BRONCOS	86	3835	44.6	36.6	7	19	63	0
OPPONENTS	73	3169	43.4	37.1	7	27	61	0

PUNT RETURNS	No.	FC	Yds.	Avg.	Long	TD
Royal	25	12	298	11.9	33	0
Thompson	3	2	18	6.0	10	0
Cox	3	1	7	2.3	4	0
BRONCOS	31	15	323	10.4	33	0
OPPONENTS	50	17	550	11	63	0

KICKOFF RETURNS	No.	Yds.	Avg.	Long	TD
Decker	22	556	25.3	51	0
D.Thomas	16	398	24.9	65	0
Cox	9	172	19.1	30	0
Royal	5	107	21.4	33	0
Larsen	3	44	14.7	19	0
Vaughn	2	125	62.5	97t	1
Ball	2	33	16.5	18	0
BRONCOS	59	1435	24.3	97t	1
OPPONENTS	51	1259	24.7	98t	1

FIELD GOALS	1-19	20-29	30-39	40-49	50+
Prater	0/0	3/3	7/7	4/5	2/3
Hauschka	0/0	1/1	3/3	2/3	0/0
BRONCOS	0/0	4/4	10/10	6/8	2/3
OPPONENTS	0/0	3/3	10/11	11/13	5/9

PRATER: (54G)(20G)(25G,34G)(36G,36G,35G,36G)(38G)(59G,49N,48G)(32G)(58N)(49G,40G)(25G,41G) HAUSCHKA: (32G,40N,30G)(46G,35G,45G)(27G)(1)

OPPONENTS: (45G)(38G,33G)(35N,55G,46G)(37G)(56G)(31G)(34G,52N)(52N,40G)(52N)(28G,37G,45N,26G)(47G)(36G,48G,55G,49N,49G)(49G,35G,47G)(34G,54G,57G)(42G,45G,47G,37G,53N)

2-PT. CONVERSIONS: BRONCOS 0-1, OPPONENTS 0-2

SACKS: D. Williams 5.5, Haggan 5.0, Hunter 3.0, Dawkins 2.0, Vickerson 2.0, Ayers 1.5, Woodyard 1.0, Bailey 1.0, **BRONCOS 23.0**, **OPPONENTS 40.0**

FUM/Lost: Orton 4/4, Royal 4/2, Moreno 3/2, Thomas 3/2, Buckhalter 1/1, Thompson 3/1, Walton 1/1, Decker 3/1, Cox 1/1

PASSING	Att.	Comp.	Yds.	Comp.%	Yds/Att.	TD	TD%	Int	Int%	Long	Sack/Lost	Rating
Orton	498	293	3653	58.8%	7.3	20	4.0%	9	1.8%	71	34/243	87.5
Tebow	82	41	654	50.0%	8.0	5	6.1%	3	3.7%	50	6/26	82.1
BRONCOS	580	334	4307	57.6%	7.4	25	4.3%	12	2.1%	71	40/269	86.8
OPPONENTS	502	297	3936	59.2%	7.8	26	5.2%	10	2.0%	73t	23/156	93.0

2010 DEFENSIVE STATS

(based on unofficial press box statistics)

	TT	UT	A	S-YDS	I-YDS	PD	FF	FR
1 D. Williams	119	94	25	5.5-28.5	0-0	9	1	1
2 Haggan	87	75	12	5-45	0-0	1	2	1
3 Dawkins	66	55	11	2-12	1-2	5	2	0
4 Hill	63	54	9	0-0	2-67	4	1	1
5 Hunter	58	47	11	3-30	1-14	2	1	2
6 Cox	55	54	1	0-0	1-15	14	2	0
7 Jones	51	43	8	0-0	0-0	3	0	0
8 J. Williams	47	31	16	0-0	0-0	1	0	0
9 Bailey	45	41	4	1-9	2-0	13	0	0
10 Vickerson	42	33	9	2-4	1-4	3	1	0
11 Ayers	39	32	7	1.5-6.5	0-0	1	0	0
12 M. Thomas	36	30	6	1-3	0-0	1	0	0
13 Bannan	35	25	10	1-8	0-0	4	1	0
14 Mays	31	26	5	0-0	0-0	1	0	0
15 Woodyard	23	20	3	1-10	0-0	0	0	0
16 Fields	22	14	8	0-0	0-0	0	0	0
17 McBean	18	12	6	0-0	0-0	0	0	1
18 Goodman	17	17	0	0-0	0-0	8	0	0
19 McBath	15	15	0	0-0	0-0	1	0	0
20 Bruton	14	12	2	0-0	0-0	1	0	0
21 Thompson	10	7	3	0-0	2-20	4	0	0
22 Moss	3	2	1	0-0	0-0	0	0	0
23 Vaughn	3	3	0	0-0	0-0	0	0	0
24 McCarthy	2	1	1	0-0	0-0	0	0	0
25 Alexander	1	1	0	0-0	0-0	1	0	0
Royal	1	1	0	0-0	0-0	0	0	0
TOTALS	904	746	158	23-156	10-118	77	12	6

2010 GAMES STARTED

OFFENSE		DEFENSE	
QB Orton, Kyle	13	DL Bannan, Justin	16
QB Tebow, Tim	3	DE McBean, Ryan	4
RB Maroney, Laurence	3	DE Vickerson, Kevin	12
RB Moreno, Knowshon	13	DL Thomas, Marcus	2
FB Larsen, Spencer	5	NT Williams, Jamal	16
WR Gaffney, Jabar	11	ILB Mays, Joe	4
WR Lloyd, Brandon	11	ILB Williams, D.J.	15
WR Royal, Eddie	10	ILB Woodyard, Wesley	3
WR Thomas, Demaryius	2	LB Haggan, Mario	16
TE Graham, Daniel	16	OLB Ayers, Robert	10
TE/FB Gronkowski, Dan	4	OLB Hunter, Jason	12
TE Quinn, Richard	4	CB Bailey, Champ	15
C Walton, J.D.	16	CB Cox, Perrish	9
T Clady, Ryan	16	CB Goodman, André	8
T Harris, Ryan	10	DB Jones, Nate	3
G/T Beadles, Zane	14	S Bruton, David	2
G Daniels, Stanley	4	S Dawkins, Brian	11
G/TE Hochstein, Russ	6	S Hill, Renaldo	16
K Kuper, Chris	15	S McBath, Darcel	1

2010 COACHES

Josh McDaniels (Head Coach - First 12 Gms.), **Don Martindale** (Defensive Coordinator), **Mike McCoy** (Offensive Coordinator), **Mike Priefer** (Special Teams Coordinator), **Brian Aulerman** (Defensive Assistant), **Clancy Barone** (Offensive Line), **Keith Burns** (Assistant Special Teams), **Brian Callahan** (Coaching Assistant), **Ed Donatelli** (Secondary), **Adam Gase** (Wide Receivers), **Bob Liguaschky** (Tight Ends), **Justin Lovett** (Strength & Conditioning Assistant), **Ben McDaniels** (Quarterbacks), **Wayne Nunneley** (Defensive Line), **Roman Phifer** (Assistant Linebackers), **Jay Rodgers** (Coaching Assistant), **Greg Saporta** (Strength & Conditioning Assistant), **Eric Stutesville** (Running Backs / Head Coach - Final 4 Gms.), **Mark Thewes** (V.P. of Team Admin./Asst. to Head Coach), **Rich Tulen** (Strength & Conditioning), **Bob Wylie** (Assistant Offensive Line).

2010 LEADERS / RANKINGS

INDIVIDUAL	PLAYER	NO.	AFC RANK	NFL RANK	NFL LEADER	NO.
Points	Prater	76	13	28	Akers (PHI)	143
Rushing Yards	Moreno	779	14	24	Foster (HOU)	1,616
Passing Yards	Orton	3,653	6	10	Rivers (SD)	4,710
Passer Rating	Orton	87.5	9	15	Brady (NE)	111.0
Receiving Yards	Lloyd	1,448	1	1	Lloyd (DEN)	1,448
Receptions	Lloyd	77	7	151	White (ATL)	115
Interceptions	Bailey/Hill/Thompson	2	241	581	Reed (BAL)	8
Sacks	D. Williams	5.5	221	491	Ware (DAL)	15.5
OFFENSE						
		NO.	AFC RANK	NFL RANK	NFL LEADER	NO.
Points Per Game		21.5	12	19	New England	32.4
Total Yards Per Game		348.9	8	13	San Diego	395.6
Yards Per Play		5.5	6	12	San Diego	6.1
Rushing Yards Per Game		96.5	14	26	Kansas City	164.2
Net Passing Yards Per Game		252.4	4	7	Indianapolis	288.1
DEFENSE						
		NO.	AFC RANK	NFL RANK	NFL LEADER	NO.
Points Per Game		29.4	16	32	Pittsburgh	14.5
Total Yards Per Game		390.8	16	32	San Diego	271.6
Yards Per Play		5.9	14	29	Pittsburgh	4.6
Rushing Yards Per Game		154.6	15	31	Pittsburgh	62.8
Net Passing Yards Per Game		236.3	12	25	San Diego	177.8

2010 KEY AWARDS

Pro Bowl (2): CB Champ Bailey, WR Brandon Lloyd. **AP All-Pro (1):** WR Brandon Lloyd (second team).

2010 NFL STANDINGS

AFC EAST

Team	W	L	T	Pct	PF	PA
*yz-New England	11	2	0	.875	518	313
x-New York Jets	14	5	0	.688	367	304
Miami	7	9	0	.438	273	333
Buffalo	4	12	0	.250	283	425

AFC NORTH

Team	W	L	T	Pct	PF	PA
yz-Pittsburgh	12	4	0	.750	375	232
x-Baltimore	12	4	0	.750	357	270
Cleveland	5	11	0	.313	271	332
Cincinnati	4	12	0	.250	322	395

AFC SOUTH

Team	W	L	T	Pct	PF	PA
y-Indianapolis	10	6	0	.625	435	388
Jacksonville	8	8	0	.500	353	419
Houston	6	10	0	.375	390	427
Tennessee	6	10	0	.375	356	339

AFC WEST

Team	W	L	T	Pct	PF	PA
y-Kansas City	10	6	0	.625	366	326
San Diego	9	7	0	.563	441	322
Oakland	8	8	0	.500	410	371
Denver	4	12	0	.250	344	471

NFC EAST

Team	W	L	T	Pct	PF	PA
y-Philadelphia	10	6	0	.625	439	377
New York Giants	10	6	0	.625	394	347
Dallas	6	10	0	.375	394	436
Washington	6	10	0	.375	302	377

NFC NORTH

Team	W	L	T	Pct	PF	PA
yz-Chicago	11	5	0	.688	334	286
x-Green Bay	10	6	0	.625	388	240
Detroit	6	10	0	.375	362	369
Minnesota	6	10	0	.375	281	348

NFC SOUTH

Team	W	L	T	Pct	PF	PA
*yz-Atlanta	13	3	0	.813	414	288
x-New Orleans	11	5	0	.688	384	307
Tampa Bay	10	6	0	.625	341	317
Carolina	2	14	0	.125	196	408

NFC WEST

Team	W	L	T	Pct	PF	PA
y-Seattle	7	9	0	.438	310	407
St. Louis	7	9	0	.438	289	328
San Francisco	6	10	0	.375	305	346
Arizona	5	11	0	.313	289	434

x - Playoffs; y - Division Title; z - First-round Bye; * - Home-field Advantage

WILD CARD PLAYOFF GAMES

- 1/8 - Seattle 41, at New Orleans 36
- 1/8 - New York Jets 17, at Indianapolis 16
- 1/9 - Green Bay 21, at Philadelphia 16

DIVISIONAL PLAYOFF GAMES

- 1/15 - at Pittsburgh 31, Baltimore 24
- 1/15 - Green Bay 48, at Atlanta 21
- 1/16 - at Chicago 35, Seattle 24
- 1/16 - New York Jets 28, at New England 21

CONFERENCE CHAMPIONSHIPS

- 1/23 - Green Bay 21, at Chicago 14
- 1/23 - at Pittsburgh 24, New York Jets 19

SUPER BOWL XLV (North Texas)

- 2/6 - Green Bay 31, Pittsburgh 25

2009 FINAL STATISTICS (8-8)

Head Coach: Josh McDaniels AFC West: 2nd Home Stadium: INVESCO Field at Mile High

Date	W-L	Score	Opponent	Attendance	RUSHING	No.	Yds.	Avg.	Long	TD
Sept 13	W	12-7	at Cincinnati	62,831	Moreno	247	947	3.8	36	7
Sept 20	W	27-6	Cleveland	73,931	Buckhalter	120	642	5.4	45t	1
Sept 27	W	23-3	at Oakland	45,602	Jordan	25	86	3.4	13	0
Oct 4	W	17-10	Dallas	76,440	Orton	24	71	3.0	13	0
Oct 11	W	20-17	New England (OT)	76,011	Hillis	13	54	4.2	13	1
Oct 19	W	34-23	at San Diego	68,615	Marshall	7	39	5.6	14	0
Nov 1	L	7-30	at Baltimore	71,132	Royal	1	1	1.0	1	0
Nov 9	L	10-28	Pittsburgh	76,716	Sims	3	-4	-1.3	-1	0
Nov 15	L	17-27	at Washington	85,247	BRONCOS	440	1836	4.2	45t	9
Nov 22	L	3-32	San Diego	74,707	OPPONENTS	458	2059	4.5	56t	11
Nov 26	W	26-6	New York Giants	74,896	RECEIVING	No.	Yds.	Avg.	Long	TD
Dec 6	W	44-13	at Kansas City	68,912	Marshall	101	1120	11.1	75t	10
Dec 13	L	16-28	at Indianapolis	67,248	Gaffney	54	732	13.6	49	2
Dec 20	L	19-20	Oakland	74,502	Royal	37	345	9.3	20	0
Dec 27	L	27-30	at Philadelphia	69,144	Scheffler	31	416	13.4	52	2
Jan 3	L	24-44	Kansas City	73,725	Buckhalter	31	240	7.7	30	0

TEAM STATISTICS	Den	Opp
TOTAL FIRST DOWNS	306	290
Rushing	95	99
Passing	186	167
Penalty	25	24
3RD DOWN: MADE/ATT	78/215	81/218
3rd Down Pct.	36.3	37.2
4TH DOWN: MADE/ATT	7/18	8/16
4th Down Pct.	38.9	50.0
POSSESSION AVG.	30:03	29:57
TOTAL NET YARDS	5463	5040
Avg. Per Game	341.4	315.0
Total Plays	1032	1007
Avg. Per Play	5.3	5.0
NET YARDS RUSHING	1836	2059
Avg. Per Game	114.8	128.7
Total Rushes	440	458
NET YARDS PASSING	3627	2981
Avg. Per Game	226.7	186.3
Sacked/Yards Lost	34/198	39/241
Gross Yards	3825	3222
Att./Completions	558/341	510/298
Completion Pct.	61.1	58.4
Had Intercepted	13	17
PUNTS/AVERAGE	78/43.4	76/46.3
NET PUNTING AVG.	78/36.7	76/40.0
PENALTIES/YARDS	93/800	78/726
FUMBLES/BALL LOST	15/10	30/13
TOUCHDOWNS	34	34
Rushing	9	11
Passing	21	18
Returns	4	5

SCORE BY PERIODS	1	2	3	4	OT	PTS
BRONCOS	57	80	101	85	3	326
OPPONENTS	84	82	57	101	0	324

SCORING	TD	Ru	Pa	Ret	PAT	FG	S	PTS
Prater	0	0	0	0	32/32	30/35	0	122
Marshall	10	0	10	0	0	0	0	60
Moreno	9	7	2	0	0	0	0	54
Stokley	4	0	4	0	0	0	0	24
Gaffney	2	0	2	0	0	0	0	12
Royal	2	0	0	2	0	0	0	12
Scheffler	2	0	2	0	0	0	0	12
Ayers	1	0	0	1	0	0	0	6
Buckhalter	1	1	0	0	0	0	0	6
Goodman	1	0	0	1	0	0	0	6
Graham	1	0	1	0	0	0	0	6
Hillis	1	1	0	0	0	0	0	6
BRONCOS	34	9	21	4	32/32	30/35	0	326
OPPONENTS	34	11	18	5	33/34	29/31	0	324

2-PT. CONVERSIONS: BRONCOS 0-2, OPPONENTS 0-0

SACKS: Dumervil 17, Holliday 5, Reid 4, Davis 3.5, D. Williams 3.5, Hill 2, Goodman 1, Haggan 1, Peterson 1, L. Smith 1, **BRONCOS 39.0, OPPONENTS 34.0**

FUM/Lost: Moreno 4/4, Orton 4/2, Buckhalter 3/2, Hillis 1/1, Polumbus 1/0, Royal 1/0, Simms 1/1

PASSING	Att.	Comp.	Yds.	Comp.%	Yds/Att.	TD	TD%	Int	Int%	Long	Sack/Lost	Rating
Orton	541	336	3802	62.1	7.03	21	3.9	12	2.2	87t	29/159	86.8
Simms	17	5	23	29.4	1.35	0	0.0	1	5.9	7	5/39	15.1
BRONCOS	558	341	3825	61.1	6.85	21	3.8	13	2.3	87t	34/198	84.4
OPPONENTS	510	298	3222	58.4	6.32	18	3.5	17	3.3	53	39/241	75.0

RECEIVING	No.	Yds.	Avg.	Long	TD
Marshall	101	1120	11.1	75t	10
Gaffney	54	732	13.6	49	2
Royal	37	345	9.3	20	0
Scheffler	31	416	13.4	52	2
Buckhalter	31	240	7.7	30	0
Graham	28	289	10.3	24	1
Moreno	28	213	7.6	27	2
Stokley	19	327	17.2	87t	4
Lloyd	8	117	14.6	44	0
Hillis	4	19	4.8	6	0
Kuper	0	*7	—	7	0
BRONCOS	341	3825	11.2	87t	21
OPPONENTS	298	3222	10.8	87t	18

*receiving yardage gained by lateral

INTERCEPTIONS	No.	Yds.	Avg.	Long	TD
Goodman	5	65	13.0	30	0
Bailey	3	18	6.0	11	0
McBath	2	28	14.0	25	0
Hill	2	18	9.0	18	0
Dawkins	2	0	0.0	0	0
Law	1	37	37.0	37	0
Scheffler	1	5	5.0	5	0
Woodyard	1	0	0.0	0	0
BRONCOS	17	171	10.1	37	0
OPPONENTS	13	237	18.2	60t	3

PUNTING	No.	Yds.	Avg.	Net	TB	In20	Long	B
Berger	51	2142	42.0	37.9	2	13	65	0
Kern TM	27	1245	46.1	34.5	6	9	64	0
BRONCOS	78	3387	43.4	36.7	8	22	65	0
OPPONENTS	76	3520	46.3	40.0	3	27	65	0

PUNT RETURNS	No.	FC	Yds.	Avg.	Long	TD
Royal	30	13	335	11.2	71t	1
A. Smith	10	3	47	4.7	21	0
McKinley	3	0	32	10.7	14	0
Hill	1	0	0	0.0	0	0
Barrett	0	0	5	—	5	0
BRONCOS	44	16	419	9.5	71t	1
OPPONENTS	36	16	363	10.1	77t	1

KICKOFF RETURNS	No.	Yds.	Avg.	Long	TD
Royal	26	621	23.9	93t	1
Buckhalter	8	184	23.0	41	0
McKinley	7	158	22.6	30	0
Hillis	6	134	22.3	24	0
A. Smith	4	75	18.8	23	0
Hochstein	1	6	6.0	6	0
Jordan	1	6	6.0	6	0
Larsen	1	13	13.0	13	0
Polumbus	1	0	0.0	0	0
Quinn	1	19	19.0	19	0
Thomas	1	1	1.0	1	0
BRONCOS	57	1217	21.4	93t	1
OPPONENTS	49	1115	22.8	95t	1

FIELD GOALS	1-19	20-29	30-39	40-49	50+
Prater	0/0	14/14	6/8	8/10	2/3
BRONCOS	0/0	14/14	6/8	8/10	2/3
OPPONENTS	1/1	8/8	7/7	9/10	4/5

PRATER: (48G,50G)(23G,39N,38G,37N)(48G,21G,24G) (28G) (48N,24G,41G)(34G,54N,29G)(40G)(24G)(23G) (26G,32G,47G,24G) (44G,38G,37G)(42N,28G)(23G,43G, 51G,21G)(33G,46G)(25G)

OPPONENTS: ((22G,47G)(48G)(49G)(53G,40N)(20G,44G,50G, 55N) (43G,35G,31G)(0)(30G,35G)(28G,47G,28G,19G) (39G,52G) (22G,47G)) (54G,28G)(39G,45G,28G)(20G, 36G,47G)

2009 DEFENSIVE STATS

(based on unofficial press box statistics)

	TT	UT	A	S-YDS	I-YDS	PD	FF	FR
1 D. Williams	122	100	22	3.5-25	0-0	7	3	2
2 Dawkins	116	95	21	0-0	2-0	10	1	3
3 Davis	90	67	23	3.5-27	0-0	3	0	0
4 Bailey	72	62	10	0-0	3-18	15	1	0
5 Hill	59	44	15	2-8	2-18	6	1	0
6 Haggan	55	45	10	1-10	0-0	1	3	0
7 Dumervil	49	42	7	17-88.5	0-0	4	3	1
8 Goodman	43	39	4	1-7	5-65	17	0	1
9 Peterson	40	26	14	1-13	0-0	0	1	0
10 Fields	37	22	15	0-0	0-0	0	0	0
11 Woodyard	35	25	10	0-0	1-0	2	1	0
12 Holliday	33	24	9	5-32	0-0	0	2	1
13 McBean	25	18	7	0-0	0-0	0	0	0
14 Ayers	18	13	5	0-0	0-0	2	0	1
15 McBath	15	13	2	0-0	2-28	3	0	0
Thomas	15	9	6	0-0	0-0	0	0	0
17 Reid	14	9	5	4-28.5	0-0	2	1	2
18 J. Williams	12	12	0	0-0	0-0	3	0	0
19 A. Smith	11	7	4	0-0	0-0	3	0	0
20 Law	10	9	1	1-0	1-37	1	0	0
L. Smith	10	9	1	0-0	1-0	1	0	0
22 Bruton	5	4	1	0-0	0-0	1	0	0
23 Team	3	3	0	0-0	0-0	0	0	0
24 Barrett	2	2	0	0-0	0-0	0	0	0
25 Carter	1	1	0	0-0	0-0	1	0	1
Jordan	1	1	0	0-0	0-0	0	0	0
27 Moss	0	0	0	0-0	0-0	1	0	0
Scheffler	0	0	0	0-0	1-5	1	0	0
TOTALS	893	701	192	39-241	17-171	84	17	12

2009 GAMES STARTED

OFFENSE		DEFENSE	
QB Orton, Kyle	15	DE Ayers, Robert	1
QB Simms, Chris	1	DE Holliday, Vonnie	1
RB Buckhalter, Correll	7	DE Peterson, Kenny	14
RB Moreno, Knowshon	9	DE Smith, Le Kevin	2
FB Hillis, Peyton	2	DL McBean, Ryan	14
WR Larsen, Spencer	1	NT Fields, Ronald	16
WR Gaffney, Jabar	1	LB Davis, Andre	13
WR Lloyd, Brandon	1	LB Dumervil, Elvis	14
WR Marshall, Brandon	13	LB Haggan, Mario	16
WR Royal, Eddie	12	LB Williams, D.J.	16
WR Stokley, Brandon	2	CB Bailey, Champ	16
WR Willis, Matthew	1	CB Carter, Tony	1
TE Gorin, Brandon	1	CB Goodman, André	16
TE Graham, Daniel	14	T Harris, Ryan	2
TE Scheffler, Tony	9	CB Law, Ty	2
C Wiegmann, Casey	16	S Bruton, David	1
T Clady, Ryan	16	S Dawkins, Brian	16
T Harris, Ryan	8	S Hill, Renaldo	15
T Polumbus, Tyler	8		
G Hamilton, Ben	8		
G/TE Hochstein, Russ	10		
G Kuper, Chris	15		

2009 COACHES

Josh McDaniels (Head Coach), **Mark Thews** (Assistant to Head Coach), **Mike McCoy** (Offensive Coordinator/Quarterbacks), **Mike Nolan** (Defensive Coordinator), **Mike Priefer** (Special Teams Coordinator), **Clancy Barone** (Tight Ends), **Rick Dennison** (Offensive Line), **Ed Donatelli** (Secondary), **Adam Gase** (Wide Receivers), **Don Martindale** (Linebackers), **Wayne Nunnally** (Defensive Line), **Greg Saporita** (Assistant Strength & Conditioning), **Bobby Turner** (Running Backs), **Rich Tuten** (Strength & Conditioning), **Roman Phifer** (Assistant Linebackers), **Keith Burns** (Coaching Assistant), **Ben McDaniels** (Coaching Assistant), **Jay Rodgers** (Coaching Assistant), **Kristi Nichols** (Assistant Coaches Secretary).

2009 LEADERS / RANKINGS

INDIVIDUAL	PLAYER	NO.	AFC RANK	NFL RANK	NFL LEADER	NO.
Points	Prater	122	31	71	Kaeding (SD)	146
Rushing Yards	Moreno	947	10	16	Johnson (TEN)	2,006
Passing Yards	Orton	3,802	6	11	Schubert (HOU)	4,770
Passer Rating	Orton	86.8	7	14	Brees (NO)	109.6
Receiving Yards	Marshall	1,120	9	14	Johnson (HOU)	1,569
Receptions	Marshall	101	21	31	Weiker (NE)	123
Interceptions	Goodman	5	51	121	Four Players	9
Sacks	Dumervil	17	1	1	Dumervil (DEN)	17
OFFENSE						
Points Per Game		20.4	10	20	New Orleans	31.9
Total Yards Per Game		341.4	8	15	New Orleans	403.8
Yards Per Play		5.3	9	16	Dallas	6.3
Rushing Yards Per Game		114.8	11	18	New York Jets	172.3
Net Passing Yards Per Game		226.7	6	13	Houston	290.9
DEFENSE						
Points Per Game		20.3	71	121	New York Jets	14.8
Total Yards Per Game		315.0	5	7	New York Jets	252.3
Yards Per Play		5.0	4	7	New York Jets	4.2
Rushing Yards Per Game		128.7	12	26	Green Bay	83.3
Net Passing Yards Per Game		186.3	3	3	New York Jets	153.7

2009 KEY AWARDS

Pro Bowl (5): CB Champ Bailey, T Ryan Clady, S Brian Dawkins, LB Elvis Dumervil, WR Brandon Marshall. **AP All-Pro (3):** T Ryan Clady (first team), S Brian Dawkins (second team), LB Elvis Dumervil (first team). **NFL Alumni Pass Rusher of the Year:** LB Elvis Dumervil.

2009 NFL STANDINGS

AFC EAST

Team	W	L	T	Pct	PF	PA
y-New England	10	6	0	.625	427	285
x-New York Jets	9	7	0	.563	348	236
Miami	7	9	0	.438	360	390
Buffalo	6	10	0	.375	258	326

AFC NORTH

Team	W	L	T	Pct	PF	PA
y-Cincinnati	10	6	0	.625	305	291
x-Baltimore	9	7	0	.563	391	261
Pittsburgh	9	7	0	.563	368	324
Cleveland	5	11	0	.313	245	375

AFC SOUTH

Team	W	L	T	Pct	PF	PA
*yz-Indianapolis	14	2	0	.875	416	307
Houston	9	7	0	.563	388	333
Tennessee	8	8	0	.500	354	402
Jacksonville	7	9	0	.438	290	380

AFC WEST

Team	W	L	T	Pct	PF	PA
yz-San Diego	13	3	0	.813	454	320
Denver	8	8	0	.500	326	324
Oakland	5	11	0	.313	197	379
Kansas City	4	12	0	.250	294	424

NFC EAST

Team	W	L	T	Pct	PF	PA
y-Dallas	11	5	0	.688	361	250
x-Philadelphia	11	5	0	.688	429	337
New York Giants	8	8	0	.500	402	427
Washington	4	12	0	.250	266	336

NFC NORTH

Team	W	L	T	Pct	PF	PA
yz-Minnesota	12	4	0	.750	470	312
x-Green Bay	11	5	0	.688	461	297
Chicago	7	9	0	.438	327	375
Detroit	2	14	0	.125	262	494

NFC SOUTH

Team	W	L	T	Pct	PF	PA
*yz-New Orleans	13	3	0	.813	510	341
Atlanta	9	7	0	.563	363	325
Carolina	8	8	0	.500	315	308
Tampa Bay	3	13	0	.188	244	400

NFC WEST

Team	W	L	T	Pct	PF	PA
y-Arizona	10	6	0	.625	375	325
San Francisco	8	8	0	.500	330	281
Seattle	5	11	0	.313	280	390
St. Louis	1	15	0	.063	175	436

x - Playoffs; y - Division Title; z - First-round Bye; * - Home-field Advantage

WILD CARD PLAYOFF GAMES

1/9 - New York Jets 24, at Cincinnati 14
1/9 - at Dallas 34, Philadelphia 14
1/10 - Baltimore 33, at New England 14
1/10 - at Arizona 51, Green Bay 45 (OT)

DIVISIONAL PLAYOFF GAMES

1/16 - at New Orleans 45, Arizona 14
1/16 - at Indianapolis 20, Baltimore 3
1/17 - at Minnesota 34, Dallas 3
1/17 - New York Jets 17, at San Diego 14

CONFERENCE CHAMPIONSHIPS

1/24 - at Indianapolis 30, New York Jets 17
1/24 - at New Orleans 31, Minnesota 28 (OT)

SUPER BOWL XLIV (South Florida)

2/7 - New Orleans 31, Indianapolis 17

2008 FINAL STATISTICS (8-8)

Head Coach: Mike Shanahan AFC West: 2nd Home Stadium: INVESCO Field at Mile High

Date	W-L	Score	Opponent	Attendance	RUSHING	No.	Yds.	Avg.	Long	TD
Sept 8	W	41-14	at Oakland	62,762	Hillis	68	343	5.0	19	5
Sept 14	W	39-38	San Diego	75,915	Pittman	76	320	4.2	20	4
Sept 21	W	34-32	New Orleans	75,713	Young	61	303	5.0	49	1
Sept 28	L	19-33	at Kansas City	74,623	T. Bell	44	249	5.7	37t	2
Oct 5	W	16-13	Tampa Bay	75,480	Cutler	57	200	3.5	18	2
Oct 12	L	17-24	Jacksonville	75,674	Hall	35	144	4.1	16	0
Oct 20	L	7-41	at New England	68,756	Pope	17	130	7.6	24	0
Nov 2	L	17-26	Miami	75,499	Royal	11	109	9.9	71	0
Nov 6	W	34-30	at Cleveland	73,141	Torain	15	69	4.6	19	1
Nov 16	W	24-20	at Atlanta	64,358	Scheffler	1	-1	-1.0	-1	0
Nov 23	L	10-31	Oakland	76,067	Marshall	2	-4	-2.0	7	0
Nov 30	W	34-17	at New York Jets	78,809	BRONCOS	387	1862	4.8	71	15
Dec 7	W	24-17	Kansas City	75,187	OPPONENTS	469	2337	5.0	65	26
Dec 14	L	10-30	at Carolina	73,690	RECEIVING	No.	Yds.	Avg.	Long	TD
Dec 21	L	23-30	Buffalo	74,539	Marshall	104	1265	12.2	47	6
Dec 28	L	21-52	at San Diego	69,131	Royal	91	980	10.8	93t	5

TEAM STATISTICS	Den	Opp
TOTAL FIRST DOWNS	354	327
Rushing	103	122
Passing	223	186
Penalty	28	19
3RD DOWN: MADE/ATT	95/200	89/202
3rd Down Pct.	47.5	44.1
4TH DOWN: MADE/ATT	4/10	10/18
4th Down Pct.	40.0	55.6
POSSESSION AVG.	28:44	31:16
TOTAL NET YARDS	6333	5993
Avg. Per Game	395.8	374.6
Total Plays	1019	990
Avg. Per Play	6.2	6.1
NET YARDS RUSHING	1862	2337
Avg. Per Game	116.4	146.1
Total Rushes	387	469
NET YARDS PASSING	4471	3656
Avg. Per Game	279.4	228.5
Sacked/Yards Lost	12/74	26/141
Gross Yards	4545	3797
Att./Completions	620/386	495/333
Completion Pct.	62.3	67.3
Had Intercepted	18	6
PUNTS/AVERAGE	46/46.7	52/46.4
NET PUNTING AVG.	46/37.8	52/39.6
PENALTIES/YARDS	77/739	83/738
FUMBLES/BALL LOST	18/12	15/7
TOUCHDOWNS	42	50
Rushing	15	26
Passing	25	20
Returns	2	4

SCORE BY PERIODS	1	2	3	4	OT	PTS
BRONCOS	106	86	70	108	0	370
OPPONENTS	84	145	88	131	0	448

SCORING	TD	Ru	Pa	Ret	PAT	FG	S	PTS
Prater	0	0	0	0	39/40	25/34	0	114
Hillis	6	5	1	0	0	0	0	36
Marshall	6	0	6	0	0	0	0	36
Royal	5	0	5	0	0	0	0	32
Graham	4	0	4	0	0	0	0	24
Pittman	4	4	0	0	0	0	0	24
Scheffler	3	0	3	0	0	0	0	18
Stokley	3	0	3	0	0	0	0	18
Cutler	2	2	0	0	0	0	0	14
T. Bell	2	2	0	0	0	0	0	12
Fox	1	0	0	1	0	0	0	6
D. Jackson	1	0	0	0	0	0	0	6
N. Jackson	1	0	1	0	0	0	0	6
Pope	1	0	1	0	0	0	0	6
Torain	1	1	0	0	0	0	0	6
Webster	1	0	0	1	0	0	0	6
Young	1	1	0	0	0	0	0	6
BRONCOS	42	15	25	2	39/40	25/34	0	370
OPPONENTS	50	26	20	4	48/48	32/35	1	448

SCORING	TD	Ru	Pa	Ret	PAT	FG	S	PTS
Royal	23	600	26.1	95	0	0	0	0
Hall	21	469	22.3	28	0	0	0	0
C. Jackson	8	162	20.3	24	0	0	0	0
Young	8	176	22.0	31	0	0	0	0
Hillis	4	65	16.3	25	0	0	0	0
Russell	2	44	22.0	8	0	0	0	0
T. Bell	1	8	8.0	8	0	0	0	0
Engelberger	1	9	9.0	9	0	0	0	0
Martinez	1	0	0.0	0	0	0	0	0
Mustard	1	17	17.0	17	0	0	0	0
Putzier LG	1	0	0.0	0	0	0	0	0
Putzier TM	1	0	0.0	0	0	0	0	0
BRONCOS	71	1550	21.8	95	0	0	0	0
OPPONENTS	63	1554	24.7	103t	1	0	0	0

KICKOFF RETURNS	No.	Yds.	Avg.	Long	TD
Royal	14	10	140	10.0	36
Martinez	5	0	56	11.2	27
Haggan	1	0	0	0.0	0
BRONCOS	20	10	196	9.8	36
OPPONENTS	28	6	330	11.8	89t

FIELD GOALS	1-19	20-29	30-39	40-49	50+
Prater	0/0	7/8	8/9	5/11	5/6
BRONCOS	0/0	7/8	8/9	5/11	5/6
OPPONENTS	0/0	10/10	10/10	11/13	1/2

2-PT. CONVERSIONS: Cutler, Royal, **BRONCOS 2-2, OPPONENTS 1-2**

SACKS: Dumervil 5, Ekuban 5, Peterson 3, Moss 2.5, D. Williams 2.5, Webster 2, Robertson 1.5, C. Bailey 1, Engelberger 1, Haggan 1, (group) 1, Winborn 0.5, **BRONCOS 26.0, OPPONENTS 12.0**

FUM/Lost: Cutler 5/2, Marshall 4/3, Hall 2/2, Royal 2/1, C. Jackson 1/0, Ramsey 1/1, Scheffler 1/1, Thomas 1/1, Young 1/1

PASSING	Att.	Comp.	Yds.	Comp. %	Yds/Att.	TD	TD%	Int	Int%	Long	Sack/Lost	Rating
Cutler	616	384	4526	62.3	7.35	25	4.1	18	2.9	93t	11/69	86.0
Ramsey	3	2	19	66.7	6.33	0	0.0	0	0.0	10	1/5	84.0
Royal	1	0	0	0.0	0.00	0	0.0	0	0.0	—	0/0	39.6
BRONCOS	620	386	4545	62.3	7.33	25	4.0	18	2.9	93t	12/74	85.9
OPPONENTS	495	333	3797	67.3	7.67	20	4.0	6	1.2	74	26/141	98.5

2008 DEFENSIVE STATS

(based on coaches' film review)

	TT	UT	A	S-YDS	I-YDS	PD	FF	FR
1 Winborn	117	84	33	0.5-2.5	0-0	10	0	0
2 D. Williams	103	83	19	2.5-13	0-0	1	1	1
3 Webster	90	71	19	2-9	0-0	5	1	1
4 Manuel	87	68	19	0-0	0-0	7	0	0
5 Bly	77	63	14	0-0	2-5	8	1	0
6 Thomas	57	35	22	0-0	1-11	1	0	0
7 C. Bailey	56	45	11	1-5	0-0	4	3	0
8 Woodyard	44	30	14	0-0	0-0	0	1	1
9 Engelberger	51	34	17	1-1	0-0	0	1	0
10 Ekuban	49	39	10	5-34	0-0	1	0	1
11 Robertson	45	24	21	1.5-3.5	0-0	0	1	0
12 B. Bailey	44	33	11	0-0	0-0	0	1	1
13 Dumervil	44	30	14	5-9	0-0	0	0	0
14 J. Bell	43	36	7	0-0	0-0	4	0	0
15 Peterson	39	23	16	3-14	0-0	1	1	0
16 McCree	36	28	8	0-0	0-0	2	0	0
17 Paymah	29	26	3	0-0	1-13	4	0	1
18 Moss	25	16	9	2.5-13	0-0	0	0	1
19 Clements	24	10	14	0-0	0-0	1	0	0
20 Barrett	23	15	8	0-0	1-34	4	0	0
21 Lowry	21	14	7	0-0	0-0	3	0	0
22 Fox	20	13	7	0-0	0-0	0	0	1
23 Haggan	20	16	4	0-0	0-0	0	0	0
24 Larsen	19	13	6	0-0	0-0	0	0	0
25 J. Williams	19	9	10	0-0	0-0	0	0	0
26 Green	6	4	2	0-0	0-0	0	0	0
27 Rogers	6	4	2	0-0	0-0	0	0	0
28 Shaw	5	3	2	0-0	0-0	0	0	0
29 Crowder	4	2	2	0-0	0-0	0	0	0
30 Koutouvides	4	2	1	0-0	0-0	0	0	0
31 Abdullah	1	1	0	0-0	0-0	0	0	0
Team	1	1	0	1-10	0-0	0	0	0
TOTALS	1203	891	312	26-141	6-63	58	10	7

2008 GAMES STARTED

OFFENSE			DEFENSE		
QB Cutler, Jay	16		DE Dumervil, Elvis	15	
RB Bell, Tatum	3		DE Ekuban, Ebenezer	10	
RB Pittman, Michael	3		DE Engelberger, John	6	
RB Pope, P.J.	1		DT Peterson, Kenny	1	
RB Torain, Ryan	1		DT Robertson, Dewayne	15	
RB Young, Selvin	5		DT Thomas, Marcus	16	
FB/RE Hillis, Peyton	6		LB Bailey, Boss	6	
FB Larsen, Spencer	1		LB Larsen, Spencer	3	
WR Jackson, Darrell	2		LB Webster, Nate	13	
WR Marshall, Brandon	15		LB Williams, D.J.	11	
WR Royal, Eddie	15		LB Woodyard, Wesley	6	
WR Stokley, Brandon	2		CB Bailey, Champ	9	
TE Graham, Daniel	16		CB Bly, Dre	5	
TE Jackson, Nate	3		CB Paymah, Karl	12	
TE Scheffler, Tony	7		S Barrett, Josh	3	
C Wiegmann, Casey	16		S Fox, Vernon	3	
T Clady, Ryan	16		S Lowry, Calvin	3	
T Harris, Ryan	16		S Manuel, Marquand	14	
G Hamilton, Ben	16		S McCree, Marlon	7	
G Kuper, Chris	16		S Rogers, Roderick	1	

2008 COACHES

Mike Shanahan (Head Coach), **Rick Dennison** (Offensive Coordinator/Special Line), **Bob Stowik** (Defensive Coordinator/Defensive Backs), **Scott O'Brien** (Special Teams Coordinator), **Steve Watson** (Associate Head Coach), **Joe Baker** (Offensive Assistant), **Jeremy Bates** (Quarterbacks), **Ronnie Bradford** (Defensive Backs), **Jacob Burney** (Defensive Line), **Keith Burns** (Special Teams Assistant), **Dwayne Chandler** (Assistant Strength & Conditioning), **Jedd Fisch** (Wide Receivers), **Charlie Jackson** (Defensive Assistant), **Bill Johnson** (Defensive Line), **Pat McPherson** (Tight Ends), **Jim Ryan** (Linebackers), **Greg Saporta** (Assistant Strength & Conditioning), **Ryan Stowik** (Assistant Defensive Backs), **Bobby Turner** (Running Backs), **Rich Tuten** (Strength & Conditioning).

2008 LEADERS / RANKINGS

INDIVIDUAL			AFC RANK			NFL RANK			NFL LEADER		
Points	Prater	114	6	19		Gostkowski (NE)	148				
Rushing Yards	Hillis	343	31	59		Peterson (MIN)	1,760				
Passing Yards	Cutler	4,526	1	3		Brees (NO)	5,069				
Passer Rating	Cutler	86.0	6	16		Rivers (SD)	105.5				
Receiving Yards	Marshall	1,265	2	7		Johnson (HOU)	1,575				
Receptions	Marshall	104	3	3		Johnson (HOU)	115				
Interceptions	Bly	2	34	60		Reed (BAL)	9				
Sacks	Dumervil/Ekuban	5	17	43		Ware (DAL)	20.0				
OFFENSE			AFC RANK			NFL RANK			NFL LEADER		
Points Per Game		23.1	7	16		New Orleans	28.9				
Total Yards Per Game		395.8	1	2		New Orleans	410.7				
Yards Per Play		6.2	1	2		New Orleans	6.3				
Rushing Yards Per Game		116.4	7	12		New York Giants	157.4				
Net Passing Yards Per Game		279.4	1	3		New Orleans	311.1				
DEFENSE			AFC RANK			NFL RANK			NFL LEADER		
Points Per Game		28.0	16	30		Pittsburgh	13.9				
Total Yards Per Game		374.6	15	29		Pittsburgh	237.2				
Yards Per Play		6.1	16	30		Pittsburgh	3.9				
Rushing Yards Per Game		146.1	13	27		Minnesota	76.9				
Net Passing Yards Per Game		228.5	13	26		Pittsburgh	156.9				

2008 KEY AWARDS

Pro Bowl (3): QB Jay Cutler, WR Brandon Marshall, C Casey Wiegmann.
AP All-Pro (1): T Ryan Clady (second team).

2008 NFL STANDINGS

AFC EAST

Team	W	L	T	Pct	PF	PA
y-Miami	11	5	0	.688	345	317
New England	11	5	0	.688	410	309
New York Jets	9	7	0	.563	405	356
Buffalo	7	9	0	.438	336	342

AFC NORTH

Team	W	L	T	Pct	PF	PA
yz-Pittsburgh	12	4	0	.750	347	223
x-Baltimore	11	5	0	.688	385	244
Cincinnati	4	11	1	.281	204	364
Cleveland	4	12	0	.250	232	350

AFC SOUTH

Team	W	L	T	Pct	PF	PA
*yz-Tennessee	13	3	0	.813	375	234
x-Indianapolis	12	4	0	.750	377	298
Houston	8	8	0	.500	366	394
Jacksonville	5	11	0	.313	302	367

AFC WEST

Team	W	L	T	Pct	PF	PA
y-San Diego	8	8	0	.500	439	347
Denver	8	8	0	.500	370	448
Oakland	5	11	0	.313	263	388
Kansas City	2	14	0	.125	291	440

NFC EAST

Team	W	L	T	Pct	PF	PA
*yz-New York Giants	12	4	0	.750	427	294
x-Philadelphia	9	6	1	.594	416	289
Dallas	9	7	0	.563	362	365
Washington	8	8	0	.500	265	296

NFC NORTH

Team	W	L	T	Pct	PF	PA
y-Minnesota	10	6	0	.625	379	333
Chicago	9	7	0	.563	375	350
Green Bay	6	10	0	.375	419	380
Detroit	0	16	0	.000	268	517

NFC SOUTH

Team	W	L	T	Pct	PF	PA
yz-Carolina	12	4	0	.750	414	329
x-Atlanta	11	5	0	.688	391	325
Tampa Bay	9	7	0	.563	361	323
New Orleans	8	8	0	.500	463	393

NFC WEST

Team	W	L	T	Pct	PF	PA
y-Arizona	9	7	0	.563	427	426
San Francisco	7	9	0	.438	339	381
Seattle	4	12	0	.250	294	392
St. Louis	2	14	0	.125	232	465

x - Playoffs; y - Division Title; z - First-round Bye; * - Home-field Advantage

WILD CARD PLAYOFF GAMES

- 1/3 - at Arizona 30, Atlanta 24
- 1/3 - at San Diego 23, Indianapolis 17 (OT)
- 1/4 - Baltimore 27, at Miami 9
- 1/4 - Philadelphia 26, at Minnesota 14

DIVISIONAL PLAYOFF GAMES

- 1/10 - Baltimore 13, at Tennessee 10
- 1/10 - Arizona 33, at Carolina 13
- 1/11 - Philadelphia 23, at New York Giants 11
- 1/11 - at Pittsburgh 35, San Diego 24

CONFERENCE CHAMPIONSHIPS

- 1/18 - at Arizona 32, Philadelphia 25
- 1/18 - at Pittsburgh 23, Baltimore 14

SUPER BOWL XLIII (TAMPA, FLA.)

- 2/1 - Pittsburgh 27, Arizona 23

2007 FINAL STATISTICS (7-9)

Head Coach: Mike Shanahan AFC West: 2nd Home Stadium: INVESCO Field at Mile High

Date	W-L	Score	Opponent	Attendance	RUSHING	No.	Yds.	Avg.	Long	TD
Sept 9	W	15-14	at Buffalo	71,132	Young	140	729	5.2	50	1
Sept 16	W	23-20	Oakland (OT)	76,784	Henry	167	691	4.1	33	4
Sept 23	L	14-23	Jacksonville	76,463	Hall	44	216	4.9	62t	2
Sept 30	L	20-38	at Indianapolis	57,274	Cutler	44	205	4.7	31	1
Oct 7	L	3-41	San Diego	76,879	Sapp	18	59	3.3	12	2
Oct 21	W	31-28	Pittsburgh	77,038	Marshall	5	57	11.4	24	0
Oct 29	L	13-19	Green Bay (OT)	77,160	Ramsey	2	6	3.0	4	0
Nov 4	L	7-44	at Detroit	60,783	Bell	6	3	0.5	3	0
Nov 11	W	27-11	at Kansas City	77,368	Walker	2	-3	-1.5	-1	0
Nov 19	W	34-20	Tennessee	76,590	Stokley	1	-6	-6.0	-6	0
Nov 25	L	34-37	at Chicago (OT)	62,148	Jacobs LG	1	-8	-8.0	-8	0
Dec 2	L	20-34	at Oakland	61,990	BRONCOS	429	1957	4.6	62t	10
Dec 9	W	41-7	Kansas City	75,895	OPPONENTS	501	2282	4.6	74t	14
Dec 13	L	13-31	at Houston	70,747	RECEIVING	No.	Yds.	Avg.	Long	TD
Dec 24	L	3-23	at San Diego	65,477	Marshall	102	1325	13.0	68t	7
Dec 30	W	22-19	Minnesota (OT)	76,084	Scheffler	49	549	11.2	41	5

TEAM STATISTICS				Den	Opp
TOTAL FIRST DOWNS				305	306
Rushing				96	119
Passing				187	168
Penalty				22	19
3RD DOWN: MADE/ATT				80/198	91/213
3rd Down Pct.				40.4	42.7
4TH DOWN: MADE/ATT				7/22	10/13
4th Down Pct.				31.8	76.9
POSSESSION AVG.				29.09	30.51
TOTAL NET YARDS				5541	5376
Avg. Per Game				346.3	336.0
Total Plays				976	992
Avg. Per Play				5.7	5.4
NET YARDS RUSHING				1957	2282
Avg. Per Game				122.3	142.6
Total Rushes				429	501
NET YARDS PASSING				3584	3094
Avg. Per Game				224.0	193.4
Sacked/Yards Lost				32/175	33/203
Gross Yards				3759	3297
Att./Completions				515/326	458/279
Completion Pct.				63.3	60.9
Had Intercepted				15	14
PUNTS/AVERAGE				60/43.8	60/43.9
NET PUNTING AVG.				60/36.3	60/38.7
PENALTIES/YARDS				90/610	82/628
FUMBLES/BALL LOST				30/14	34/16
TOUCHDOWNS				34	46
Rushing				10	14
Passing				21	25
Returns				3	7

SCORE BY PERIODS				1	2	3	4	OT	PTS		
BRONCOS				75	89	94	56	6	320		
OPPONENTS				68	103	114	115	9	409		
SCORING				TD	Ru	Pa	Ret	PAT	FG	S	PTS
Elam				0	0	0	0	33/33	27/31	0	114
Marshall				7	0	7	0	0	0	0	42
Scheffler				5	0	5	0	0	0	0	30
Stokley				5	0	5	0	0	0	0	30
Henry				4	4	0	0	0	0	0	24
Sapp				3	2	1	0	0	0	0	18
Graham				2	0	2	0	0	0	0	12
Hall				2	2	0	0	0	0	0	12
Crowder				1	0	0	1	0	0	0	6
Cutler				1	1	0	0	0	0	0	6
Jackson				1	0	1	0	0	0	0	6
Jacobs LG				1	0	1	0	0	0	0	6
Martinez				1	0	0	1	0	0	0	6
Webster				1	0	0	1	0	0	0	6
Young				1	1	0	0	0	0	0	6
Prater LG				0	0	0	0	1/1	1/4	0	4
BRONCOS				34	10	21	3	33/33	27/31	1	320
OPPONENTS				46	14	25	7	42/42	27/33	2	409

PUNT RETURNS				No.	FC	Yds.	Avg.	Long	TD
Martinez				14	12	157	11.2	80t	1
Hixon TM				7	5	32	4.6	14	0
Bly				2	0	20	10.0	10	0
BRONCOS				23	17	209	9.1	80t	1
OPPONENTS				31	3	334	10.8	75t	2
KICKOFF RETURNS				No.	Yds.	Avg.	Long	TD	
Hall				19	475	25.0	34	0	
Martinez				15	330	22.0	35	0	
Hixon TM				12	274	22.8	35	0	
Clark TM				3	70	23.3	26	0	
Jacobs LG				3	35	11.7	15	0	
Jacobs TM				3	35	11.7	15	0	
Young				3	56	18.7	25	0	
Sapp				2	30	15.0	22	0	
Bly				1	23	23.0	23	0	
BRONCOS				58	1293	22.3	35	0	
OPPONENTS				62	1424	23.0	88t	1	
FIELD GOALS				1-19	20-29	30-39	40-49	50+	
Elam				0/0	11/11	6/6	9/12	1/2	
Prater LG				0/0	0/1	0/0	1/3	0/0	
BRONCOS				11/11	11/11	6/6	9/12	1/2	
OPPONENTS				11/11	11/11	6/6	9/12	1/2	

2-PT. CONVERSIONS: BRONCOS 0-1, OPPONENTS 3-3

SACKS: Dumervil 12.5, Crowder 4, Mallard LG 3.5, Mallard TM 3.5, McKinley 2.5, Gold 2, (Group) 2, Bly 1, Engelberger 1, Lynch 1, Moss 1, Peterson 1, Williams 1, Winborn 0.5, **BRONCOS 33.0, OPPONENTS 32.0**

FUM/LOST: Cutler 11/4, Henry 3/1, Marshall 3/1, Martinez 3/1, Clark (TM) 2/2, Ramsey 2/1, Young 2/1, Bell 1/1, Hall 1/0, Hixon (TM) 1/1, Scheffler 1/1

Stokley	40	635	15.9	58	5
Young	35	231	6.6	24	0
Walker	26	287	11.0	24	0
Graham	24	246	10.3	28	2
Martinez	14	175	12.5	23	0
Sapp	14	51	3.6	16	1
Henry	7	65	9.3	21	0
Mustard	5	62	12.4	15	0
Clark TM	4	23	5.8	7	0
Jacobs LG	3	40	13.3	21t	1
Jackson	3	34	11.3	24	1
Hall	2	69	34.5	65	0
Bell	1	7	7.0	7	0
BRONCOS	326	3759	11.5	68t	21
OPPONENTS	279	3297	11.8	82t	25
INTERCEPTIONS					
	No.	Yds.	Avg.	Long	TD
Bly	5	71	14.2	37	0
Bailey	3	3	1.0	3	0
Paymah	2	0	0.0	0	0
Dumervil	1	27	27.0	27	0
Gold	1	6	6.0	6	0
Williams	1	0	0.0	0	0
Thomas	1	-2	-2.0	-2	0
BRONCOS	14	105	7.5	37t	0
OPPONENTS	15	229	15.3	66t	2
PUNTING					
	No.	Yds.	Avg.	Net	TB
Sauerbrun	47	2200	46.8	36.1	6
Ernst LG	12	434	36.2	35.6	0
Ernst TM	5	178	35.6	35.6	0
Paulescu	5	221	44.2	40.0	0
Elam	1	31	31.0	31.0	0
BRONCOS	60	2630	43.8	36.3	6
OPPONENTS	60	2633	43.9	38.7	5
PUNT RETURNS					
	No.	FC	Yds.	Avg.	Long
Martinez	14	12	157	11.2	80t
Hixon TM	7	5	32	4.6	14
Bly	2	0	20	10.0	10
BRONCOS	23	17	209	9.1	80t
OPPONENTS	31	3	334	10.8	75t
KICKOFF RETURNS					
	No.	Yds.	Avg.	Long	TD
Hall	19	475	25.0	34	0
Martinez	15	330	22.0	35	0
Hixon TM	12	274	22.8	35	0
Clark TM	3	70	23.3	26	0
Jacobs LG	3	35	11.7	15	0
Jacobs TM	3	35	11.7	15	0
Young	3	56	18.7	25	0
Sapp	2	30	15.0	22	0
Bly	1	23	23.0	23	0
BRONCOS	58	1293	22.3	35	0
OPPONENTS	62	1424	23.0	88t	1
FIELD GOALS					
	1-19	20-29	30-39	40-49	50+
Elam	0/0	11/11	6/6	9/12	1/2
Prater LG	0/0	0/1	0/0	1/3	0/0
BRONCOS	0/0	11/11	6/6	9/12	1/2
OPPONENTS	3/3	8/8	8/9	6/7	2/6

ELAM: (21G,48G,50N,43N,42G)(23G,45N,20G,23G)(1)(35G,22G)(30G)(49G)(45G,21G)(48N)(44G,50G)(21G,39G)(23G,22G)(29G,44G)(37G,37G)(41G,47G)(23G)(43G,30G)

OPPONENTS: (45N)(38G,52N)(19G,27G,18G)(22G)(26G,45G)(65N)(19G,26G)(43G,53G,38G)(38G,36G,39G,53N)(56G,37G)(24G,44G,39G)(58N,38G,35N,44G)(1)(41G)(40G,23G,29G)(22G)

PASSING	Att.	Comp.	Yds.	Comp.%	Yds/Att.	TD	TD%	Int	Int%	Long	Sack/Lost	Rating
Cutler	467	297	3497	63.6	7.49	20	4.3	14	3.0	68t	27/153	88.1
Ramsey	48	29	262	60.4	5.46	1	2.1	1	2.1	21	3/13	73.4
Marshall	0	0	0	—	—	0	—	0	—	—	2/9	—
BRONCOS	515	326	3759	63.3	7.30	21	4.1	15	2.9	68t	32/175	86.7
OPPONENTS	458	279	3297	60.9	7.20	25	5.5	14	3.1	82t	33/203	88.3

2007 DEFENSIVE STATS

(based on coaches' film review)

	TT	UT	A	S-YDS	I-YDS	PD	FF	FR
1 Williams	170	121	49	1-14	1-0	4	3	2
2 Webster	100	77	23	0-0	0-0	1	1	1
3 Bailey	81	68	13	0-0	3-3	14	0	0
Gold	81	62	19	2-8	1-6	8	1	2
5 Lynch	62	48	14	1-11	0-0	3	0	0
6 Engelberger	59	40	19	1-8	0-0	2	1	0
7 Bly	57	42	15	1-11	5-71	16	0	0
Ferguson	57	45	12	0-0	0-0	1	1	0
9 Dumervil	56	43	13	12.5-62.5	1-27	7	4	3
10 Abdullah	48	40	8	0-0	0-0	7	1	1
11 Foxworth	42	32	10	0-0	0-0	4	1	0
12 Thomas	30	17	13	0-0	1-2	1	0	1
13 McKinley	28	16	12	2.5-12.5	0-0	0	0	0
14 Winbom	24	21	3	0.5-4.5	0-0	3	0	0
15 Crowder	22	18	4	4-39	0-0	0	1	2
16 J. Mallard	20	15	5	3.5-7.5	0-0	1	1	0
17 Adams	17	8	9	0-0	0-0	1	1	0
18 Gordon	16	9	7	0-0	0-0	0	0	0
19 Paymah	15	14	1	0-0	2-0	6	0	0
20 Moss	14	7	7	1-7	0-0	0	1	0
21 Peterson	13	10	3	1-8	0-0	2	0	0
22 Rice	11	6	5	0-0	0-0	2	0	0
23 Shoate	9	7	2	0-0	0-0	0	0	0
24 Burton	8	5	3	0-0	0-0	0	0	0
25 S. Harris	6	2	4	0-0	0-0	0	1	1
26 Cox	4	2	2	0-0	0-0	0	0	1
27 Team	2	2	0	2-10	0-0	0	0	0
TOTALS	1052	777	275	33-203	14-105	83	17	14

2007 GAMES STARTED

OFFENSE

QB Cutler, Jay	16	DE Crowder, Tim	1
RB Hall, Andre	1	DE Dumervil, Elvis	16
RB Henry, Travis	7	DE Engelberger, John	15
RB Young, Selvin	8	DE Moss, Jarvis	1
FB Sapp, Cecil	8	DE Rice, Simeon	1
WR Marshall, Brandon	16	DT Adams, Sam	11
WR Martinez, Glenn	1	DT Gordon, Amon	4
WR Stokley, Brandon	9	DT McKinley, Alvin	10
WR Walker, Javon	5	DT Thomas, Marcus	5
TE Graham, Daniel	15	LB Gold, Ian	14
TE Jackson, Nate	1	LB Webster, Nate	13
TE Mustard, Chad	2	LB Williams, D.J.	1
TE Scheffler, Tony	7	LB Winbom, Jamie	2
C/G Myers, Chris	16	CB Bailey, Champ	16
C Nalen, Tom	5	CB Bly, Dré	15
T Leipsis, Matt	16	CB Paymah, Karl	3
T Pears, Erik	16	DB Foxworth, Domonique	6
G Holland, Montrae	16	S Abdullah, Hamza	8
G Kuper, Chris	11	S Ferguson, Nick	7
		S Lynch, John	12

2007 COACHES

Mike Shanahan (Head Coach), **Jim Bates** (Asst. Head Coach/Defense), **Mike Heimerdinger** (Asst. Head Coach/DBs), **Rick Dennison** (Offensive Coordinator/OL), **Bob Slowik** (Defensive Coordinator/DBs), **Scott O'Brien** (Special Teams Coordinator), **Steve Watson** (Associate Head Coach), **Joe Baker** (Linebackers), **Jeremy Bates** (Wide Receivers/Quarterbacks), **Ronnie Bradford** (Asst. Def. Backs), **Jacob Burney** (Defensive Line), **Keith Burns** (Spec. Tms. Asst.), **Dwayne Chandler** (Asst. Strength & Conditioning), **Charlie Jackson** (Defensive Asst.), **Bill Johnson** (Defensive Line), **Pat McPherson** (Tight Ends), **Jim Ryan** (Offensive Asst.), **Greg Saporta** (Asst. Strength & Conditioning), **Ryan Slowik** (Spec. Tms. Asst.), **Bobby Turner** (Running Backs), **Rich Tuten** (Strength & Conditioning).

2007 LEADERS / RANKINGS

INDIVIDUAL	PLAYER	NO.	AFC RANK	NFL RANK	NFL LEADER	NO.
Points	Elam	114	9	16	Crosby (GB)	141
Rushing Yards	Young	729	15	27	Tomlinson (SD)	1,474
Passing Yards	Cutler	3,497	5	10	Brady (NE)	4,806
Passer Rating	Cutler	88.1	5	12	Brady (NE)	117.2
Receiving Yards	Marshall	1,325	4	6	Wayne (IND)	1,510
Receptions	Marshall	102	5	5	Houshmandzadeh (CIN/Welker (NE)	12
Interceptions	Bly	5	6	9	Cromartie (SD)	10
Sacks	Dumervil	12.5	3	6	Allen (KC)	15.5

OFFENSE	NO.	AFC RANK	NFL RANK	NFL LEADER	NO.
Points Per Game	20.0	9	21	New England	36.8
Total Yards Per Game	346.3	6	11	New England	411.3
Yards Per Play	5.7	2	4	New England	6.2
Rushing Yards Per Game	122.3	6	9	Minnesota	164.6
Net Passing Yards Per Game	224.0	6	13	New England	295.7

DEFENSE	NO.	AFC RANK	NFL RANK	NFL LEADER	NO.
Points Per Game	25.6	15	28	Indianapolis	16.4
Total Yards Per Game	336.0	10	19	Pittsburgh	266.4
Yards Per Play	5.4	11	22	Tampa Bay	4.6
Rushing Yards Per Game	142.6	14	30	Minnesota	74.1
Net Passing Yards Per Game	193.4	6	7	Tampa Bay	170.5

2007 KEY AWARDS

Pro Bowl (2): CB Champ Bailey, S John Lynch. **AP All-Pro (1):** CB Champ Bailey (second team).

2007 NFL STANDINGS

AFC EAST

Team	W	L	T	Pct	PF	PA
*yz-New England	16	0	0	1.000	589	274
Buffalo	7	9	0	.438	252	354
New York Jets	4	12	0	.250	268	355
Miami	1	15	0	.063	267	437

AFC NORTH

Team	W	L	T	Pct	PF	PA
y-Pittsburgh	10	6	0	.625	393	269
Cleveland	10	6	0	.625	402	382
Cincinnati	7	9	0	.438	380	385
Baltimore	5	11	0	.313	275	384

AFC SOUTH

Team	W	L	T	Pct	PF	PA
yz-Indianapolis	13	3	0	.813	450	262
x-Jacksonville	11	5	0	.688	411	304
x-Tennessee	10	6	0	.625	301	297
Houston	8	8	0	.500	379	384

AFC WEST

Team	W	L	T	Pct	PF	PA
y-San Diego	11	5	0	.688	412	284
Denver	7	9	0	.438	320	409
Kansas City	4	12	0	.250	226	335
Oakland	4	12	0	.250	283	398

NFC EAST

Team	W	L	T	Pct	PF	PA
*yz-Dallas	13	3	0	.813	455	325
x-New York Giants	10	6	0	.625	373	351
x-Washington	9	7	0	.563	334	310
Philadelphia	8	8	0	.500	336	300

NFC NORTH

Team	W	L	T	Pct	PF	PA
yz-Green Bay	13	3	0	.813	435	291
Minnesota	8	8	0	.500	365	311
Detroit	7	9	0	.438	346	444
Chicago	7	9	0	.438	334	348

NFC SOUTH

Team	W	L	T	Pct	PF	PA
y-Tampa Bay	9	7	0	.563	334	270
Carolina	7	9	0	.438	267	347
New Orleans	7	9	0	.438	379	388
Atlanta	4	12	0	.250	259	414

NFC WEST

Team	W	L	T	Pct	PF	PA
y-Seattle	10	6	0	.625	393	291
Arizona	8	8	0	.500	404	399
San Francisco	5	11	0	.313	219	364
St. Louis	3	13	0	.188	263	438

x - Playoffs; y - Division Title; z - First-round Bye; * - Home-field Advantage

WILD CARD PLAYOFF GAMES

1/5 - at Seattle 35, Washington 14
 1/5 - Jacksonville 31, at Pittsburgh 29
 1/6 - New York Giants 24, at Tampa Bay 14
 1/6 - at San Diego 17, Tennessee 6

DIVISIONAL PLAYOFF GAMES

1/12 - at Green Bay 42, Seattle 20
 1/12 - at New England 31, Jacksonville 20
 1/13 - San Diego 28, at Indianapolis 24
 1/13 - New York Giants 21, at Dallas 17

CONFERENCE CHAMPIONSHIPS

1/20 - at New England 21, San Diego 12
 1/20 - New York Giants 23, at Green Bay 20 (OT)

SUPER BOWL XLII (GLENDALE, ARIZ.)

2/3 - New York Giants 17, New England 14

2006 FINAL STATISTICS (9-7)

Head Coach: Mike Shanahan AFC West: 3rd Home Stadium: INVESCO Field at Mile High

Date	W-L	Score	Opponent	Attendance	RUSHING	No.	Yds.	Avg.	Long	TD
Sept 10	L	10-18	at St. Louis	65,577	T. Bell	233	1025	4.4	51	2
Sept 17	W	9-6	Kansas City (OT)	76,786	M. Bell	157	877	4.3	48	8
Sept 24	W	17-7	at New England	68,756	Walker	9	123	13.7	72	1
Oct 9	W	13-3	Baltimore	76,355	Plummer	36	112	3.1	19	1
Oct 15	W	13-3	Oakland	76,691	Sapp	10	80	8.0	28	0
Oct 22	W	17-7	at Cleveland	73,024	Nash	18	66	3.7	26	0
Oct 29	L	31-34	Indianapolis	76,767	Johnson	5	30	6.0	15	0
Nov 5	W	31-20	at Pittsburgh	64,661	Cutler	12	18	1.5	9	0
Nov 12	W	17-13	at Oakland	62,094	Marshall	2	12	6.0	6	0
Nov 19	L	27-35	San Diego	76,723	Cobbs	3	9	3.0	3	0
Nov 23	L	10-19	at Kansas City	79,484	Scheffler	1	3	3.0	3	0
Dec 3	L	20-23	Seattle	76,146	Elam	1	2	2.0	2	0
Dec 10	L	20-48	at San Diego	67,514	Smith	1	-5	-5.0	-5	0
Dec 17	W	37-20	at Arizona	63,845	BRONCOS	488	2152	4.4	72t	12
Dec 24	W	24-23	Cincinnati	75,759	OPPONENTS	447	1813	4.1	41	13
Dec 31	L	23-26	San Francisco (OT)	75,555						

TEAM STATISTICS	Den	Opp
TOTAL FIRST DOWNS	285	291
Rushing	106	97
Passing	151	183
Penalty	28	11
3RD DOWN: MADE/ATT	78/211	81/221
3rd Down Pct.	37.0	36.7
4TH DOWN: MADE/ATT	7/13	5/14
4th Down Pct.	53.8	35.7
POSSESSION AVG.	29:50	30:10
TOTAL NET YARDS	4951	5223
Avg. Per Game	309.4	326.4
Total Plays	973	1020
Avg. Per Play	5.1	5.1
NET YARDS RUSHING	2152	1813
Avg. Per Game	134.5	113.3
Total Rushes	488	447
NET YARDS PASSING	2799	3410
Avg. Per Game	174.9	213.1
Sacked/Yards Lost	31/196	35/202
Gross Yards	2995	3612
Att./Completions	454/256	538/327
Completion Pct.	56.4	60.8
Had Intercepted	18	17
PUNTS/AVERAGE	80/41.7	74/43.8
NET PUNTING AVG.	80/36.6	74/37.9
PENALTIES/YARDS	67/478	97/785
FUMBLES/BALL LOST	29/12	28/13
TOUCHDOWNS	34	29
Rushing	12	13
Passing	20	13
Returns	2	3

SCORE BY PERIODS	1	2	3	4	OT	PTS
BRONCOS	44	110	75	87	3	319
OPPONENTS	47	82	64	109	3	305

SCORING	TD	Ru	Pa	Ret	PAT	FG	\$	PTS
Elam	0	0	0	0	34/34	27/29	0	115
Walker	9	1	8	0	0	0	0	54
M. Bell	8	8	0	0	0	0	0	48
Scheffler	4	0	4	0	0	0	0	24
Smith	3	0	3	0	0	0	0	18
Alexander	2	0	2	0	0	0	0	12
T. Bell	2	2	0	0	0	0	0	12
Marshall	2	0	2	0	0	0	0	12
Bailey	1	0	0	1	0	0	0	6
Johnson	1	0	1	0	0	0	0	6
Plummer	1	1	0	0	0	0	0	6
Da. Williams	1	0	0	1	0	0	0	6
BRONCOS	34	12	20	2	34/34	27/29	0	319
OPPONENTS	29	13	13	3	27/27	34/42	0	305

2-PT. CONVERSIONS: BRONCOS 0-0, OPPONENTS 1-2

SACKS: Dumervil 8.5, Ekuban 7, Lang 6, Chukwurah 4.5, Warren 2.5, M. Myers 2, Veal 1.5, Engelberger 1, D.J. Williams 1, Wilson 1, **BRONCOS 35.0, OPPONENTS 31.0**

RECEIVING	No.	Yds.	Avg.	Long	TD
Walker	69	1084	15.7	83t	8
Smith	52	512	9.8	20	3
T. Bell	24	115	4.8	16	0
Marshall	20	309	15.5	71t	2
M. Bell	20	158	7.9	24	0
Scheffler	18	286	15.9	29	4
Alexander	18	160	8.9	24	2
Kircus	9	187	20.8	45	0
Sapp	8	34	4.3	9	0
Johnson	7	37	5.3	20	1
Jackson	5	49	9.8	24	0
Nash	4	41	10.3	13	0
Mustard	2	23	11.5	14	0
BRONCOS	256	2995	11.7	83t	20
OPPONENTS	327	3612	11.0	63	13

INTERCEPTIONS	No.	Yds.	Avg.	Long	TD
Bailey	10	162	16.2	70t	1
Da. Williams	4	37	9.3	31t	1
Foxworth	1	45	45.0	45	0
Cox	1	0	0.0	0	0
Ferguson	1	0	0.0	0	0
BRONCOS	17	244	14.4	70t	2
OPPONENTS	18	292	16.2	46	2

PUNTING	No.	Yds.	Avg.	Net	TB	In20	Long	B
Ernster	80	3338	41.7	36.6	7	23	61	0
BRONCOS	80	3338	41.7	36.6	7	23	61	0
OPPONENTS	74	3240	43.8	37.9	7	33	67	0

PUNT RETURNS	No.	FC	Yds.	Avg.	Long	TD
Da. Williams	25	12	206	8.2	34	0
Kircus	6	4	86	14.3	42	0
Smith	1	0	2	2.0	2	0
BRONCOS	32	16	294	9.2	42	0
OPPONENTS	39	16	268	6.9	21	0

KICKOFF RETURNS	No.	Yds.	Avg.	Long	TD
Clark	23	512	22.3	36	0
Morgan	17	423	24.9	64	0
M. Bell	5	97	19.4	22	0
Sapp	4	95	23.8	53	0
Kircus	2	38	19.0	20	0
Cobbs	1	0	0.0	0	0
Johnson	1	14	14.0	14	0
Mustard	1	2	2.0	2	0
Da. Williams	0	6	—	6	0
BRONCOS	54	1187	22.0	64	0
OPPONENTS	55	1480	26.9	60	0

FIELD GOALS	1-19	20-29	30-39	40-49	50+
Elam	0/0	10/10	10/10	6/8	1/1
BRONCOS	0/0	10/10	10/10	6/8	1/1
OPPONENTS	0/0	12/12	8/9	11/14	3/7

ELAM: (49G)(44N,23G,22G,39G)(23G)(43G,44G)(51G,22G)(32G,43N)(49G)(32G)(24G)(42G,38G)(31G)(37G,41G)(34G,33G)(30G,22G,30G)(24G)(22G,21G,22G)

OPPONENTS: (26G,44N,38G,29G,51G,48G,24G)(29G,45G)(37B)(24G)(54N,47G)(40G,30G,48G,37G)(40N,46G,29G)(55G,20G,51N)(24G,34G,29G,21G)(40N,53N,44G,23G,50G)(34G,35G)(49G,50N,38G)(46G)(46G,29G,46G,36G)

PASSING	Att.	Comp.	Yds.	Comp.%	Yds/Att.	TD	TD%	Int	Int%	Long	Sack/Lost	Rating
Plummer	317	175	1994	55.2	6.29	11	3.5	13	4.1	83t	18/111	68.8
Cutler	137	81	1001	59.1	7.31	9	6.6	5	3.6	71t	13/85	88.5
BRONCOS	454	256	2995	56.4	6.60	20	4.4	18	4.0	83t	31/196	74.7
OPPONENTS	538	327	3612	60.8	6.71	13	2.4	17	3.2	63	35/202	75.6



2006 DEFENSIVE STATS

(based on coaches' film review)

	TT	UT	A	S-YDS	I-YDS	PD	FF	FR
1 Wilson	113	88	25	1-5	0-0	6	1	0
2 Gold	101	77	24	0-0	0-0	4	1	0
3 Bailey	98	84	14	0-0	10-162	30	0	1
4 Lynch	97	64	33	0-0	0-0	5	2	1
5 Da. Williams	89	79	10	0-0	4-37	16	1	1
6 D.J. Williams	86	69	17	1-8	0-0	3	2	0
7 Myers	80	51	29	2-3	0-0	2	1	2
8 Ekuban	78	61	17	7-45.5	0-0	2	1	0
9 Foxworth	58	47	11	0-0	1-45	12	1	0
10 Engelberger	55	37	18	1-4	0-0	4	2	1
11 Lang	51	39	12	6-34	0-0	1	0	0
12 Warren	51	32	19	2.5-12	0-0	2	0	0
13 Veal	39	25	14	1.5-14	0-0	2	0	0
14 Ferguson	36	28	8	0-0	1-0	5	1	0
15 Chukwurah	20	11	9	4.5-20	0-0	1	0	0
16 Dumervil	19	15	4	8.5-56.5	0-0	0	2	3
17 Brandon	15	9	6	0-0	0-0	1	1	0
18 Paymah	14	14	0	0-0	0-0	2	0	0
19 Webster	13	7	6	0-0	0-0	0	0	0
20 Cox	11	10	1	0-0	1-0	5	0	1
21 Abdullah	4	3	1	0-0	0-0	0	0	0
22 Burns	2	1	1	0-0	0-0	0	0	0
Peterson	2	1	1	0-0	0-0	0	0	0
24 Burton	1	0	1	0-0	0-0	0	0	0
Green	1	1	0	0-0	0-0	0	0	0
TOTALS	1134	853	281	35-202	17-244	103	17	10

2006 GAMES STARTED

OFFENSE		DEFENSE	
QB Cutler, Jay	5	DE Ekuban, Ebenezer	15
QB Plummer, Jake	11	DE Engelberger, John	1
RB Bell, Mike	3	DE Lang, Kenard	16
RB Bell, Tatum	13	DT Myers, Michael	16
FB Johnson, Kyle	7	DT Veal, Demetris	1
FB Sapp, Cecil	1	DT Warren, Gerard	15
WR Marshall, Brandon	1	LB Gold, Ian	15
WR Smith, Rod	16	LB Webster, Nate	2
WR Walker, Javon	16	LB Williams, D.J.	15
TE Alexander, Stephen	14	LB Wilson, A.I.	15
TE Mustard, Chad	4	CB Bailey, Champ	16
TE Scheffler, Tony	5	CB Williams, Darrent	14
C Nalen, Tom	16	DB Foxworth, Domonique	5
T Foster, George	13	S Cox, Curome	4
T Lepsis, Matt	6	S Ferguson, Nick	10
T Meadows, Adam	3	S Lynch, John	16
T Pears, Erik	10		
G Carlisle, Cooper	16		
G Hamilton, Ben	16		

2006 COACHES

Mike Shanahan (Head Coach), **Mike Heimerdinger** (Asst. Head Coach), **Rick Dennison** (Offensive Coordinator), **Larry Cory** (Defensive Coordinator), **Jeremy Bates** (Offensive Asst.), **Chip Beake** (Quality Control), **Ronnie Bradford** (Special Teams), **Tim Brewster** (Tight Ends), **Jacob Burrey** (Defensive Line/Ends), **Kirk Doll** (Linebackers), **Thomas McGaughey** (Special Teams Asst.), **Pat McPherson** (Quarterbacks), **Andre Patterson** (Defensive Line/Tackles), **Jim Ryan** (Defensive Asst.), **Greg Saporta** (Asst. Strength & Conditioning), **Bob Slowik** (Defensive Backs), **Ryan Slowik** (Defensive Asst.), **Cedric Smith** (Asst. Strength & Conditioning), **Jimmy Spencer** (Asst. Defensive Backs), **Bobby Turner** (Running Backs), **Rich Tuten** (Strength & Conditioning), **Steve Watson** (Wide Receivers).

2006 LEADERS / RANKINGS

INDIVIDUAL	PLAYER	NO.	AFC RANK	NFL RANK	NFL LEADER	NO.
Points	Elam	115	51	101	Tomlinson (SD)	186
Rushing Yards	T. Bell	1,025	9	22	Tomlinson (SD)	1,815
Passing Yards	Plummer	1,994	13	27	Brees (NO)	4,418
Passer Rating	Plummer	68.8	13	28	Manning (IND)	101.0
Receiving Yards	Walker	1,084	7	15	C. Johnson (CIN)	1,369
Receptions	Walker	69	14	28	A. Johnson (HOU)	103
Interceptions	Bailey	10	11	11	Bailey (DEN)/Samuel (NE)	10
Sacks	Dumervil	8.5	15	22	Merriman (SD)	17.0
OFFENSE		NO.	AFC RANK	NFL RANK	NFL LEADER	NO.
Points Per Game		19.9	10	17	San Diego	30.8
Total Yards Per Game		309.4	10	21	New Orleans	391.5
Yards Per Play		5.1	9	18	Philadelphia	6.2
Rushing Yards Per Game		134.5	4	8	Atlanta	183.7
Net Passing Yards Per Game		174.9	12	25	New Orleans	281.4
DEFENSE		NO.	AFC RANK	NFL RANK	NFL LEADER	NO.
Points Per Game		19.1	7	81	Baltimore	12.6
Total Yards Per Game		326.4	8	14	Baltimore	264.1
Yards Per Play		5.1	8	12	Baltimore	4.5
Rushing Yards Per Game		113.3	7	12	Minnesota	61.6
Net Passing Yards Per Game		213.1	13	21	Oakland	150.8

2006 KEY AWARDS

Pro Bowl (3): CB Champ Bailey, S John Lynch, LB A.I. Wilson. **AP All-Pro (2):** CB Champ Bailey (first team), LB A.I. Wilson (second team).

2006 NFL STANDINGS

AFC EAST

Team	W	L	T	Pct	PF	PA
y-New England	12	4	0	.750	385	237
x-New York Jets	10	6	0	.625	316	295
Buffalo	7	9	0	.438	300	311
Miami	6	10	0	.375	260	283

AFC NORTH

Team	W	L	T	Pct	PF	PA
yz-Baltimore	13	3	0	.813	353	201
Cincinnati	8	8	0	.500	373	331
Pittsburgh	8	8	0	.500	353	315
Cleveland	4	12	0	.250	238	356

AFC SOUTH

Team	W	L	T	Pct	PF	PA
y-Indianapolis	12	4	0	.750	427	360
Tennessee	8	8	0	.500	324	400
Jacksonville	8	8	0	.500	371	274
Houston	6	10	0	.375	267	366

AFC WEST

Team	W	L	T	Pct	PF	PA
*yz-San Diego	14	2	0	.875	492	303
x-Kansas City	9	7	0	.563	331	315
Denver	9	7	0	.563	319	305
Oakland	2	14	0	.125	168	332

NFC EAST

Team	W	L	T	Pct	PF	PA
y-Philadelphia	10	6	0	.625	398	328
x-Dallas	9	7	0	.563	425	350
x-New York Giants	8	8	0	.500	355	362
Washington	5	11	0	.313	307	376

NFC NORTH

Team	W	L	T	Pct	PF	PA
*yz-Chicago	13	3	0	.813	427	255
Green Bay	8	8	0	.500	301	366
Minnesota	6	10	0	.375	282	327
Detroit	3	13	0	.188	305	398

NFC SOUTH

Team	W	L	T	Pct	PF	PA
yz-New Orleans	10	6	0	.625	413	322
Carolina	8	8	0	.500	270	305
Atlanta	7	9	0	.438	292	323
Tampa Bay	4	12	0	.250	211	358

NFC WEST

Team	W	L	T	Pct	PF	PA
y-Seattle	9	7	0	.563	335	341
St. Louis	8	8	0	.500	367	381
San Francisco	7	9	0	.438	298	412
Arizona	5	11	0	.313	314	389

x - Playoffs; y - Division Title; z - First-round Bye; * - Home-field Advantage

WILD CARD PLAYOFF GAMES

1/6 - at Indianapolis 23, Kansas City 8
 1/6 - at Seattle 21, Dallas 20
 1/7 - at New England 37, New York Jets 16
 1/7 - at Philadelphia 23, New York Giants 20

DIVISIONAL PLAYOFF GAMES

1/13 - Indianapolis 15, at Baltimore 6
 1/13 - at New Orleans 27, Philadelphia 24
 1/14 - at Chicago 27, Seattle 24 (OT)
 1/14 - New England 24, at San Diego 21

CONFERENCE CHAMPIONSHIPS

1/21 - at Chicago 39, New Orleans 14
 1/21 - at Indianapolis 38, New England 34

SUPER BOWL XLI (SOUTH FLORIDA)

2/4 - Indianapolis 29, Chicago 17

2005 FINAL STATISTICS (13-3)

Head Coach: Mike Shanahan AFC West: 1st Home Stadium: INVESCO Field at Mile High

Date	W-L	Score	Opponent	Attendance	RUSHING	No.	Yds.	Avg.	Long	TD
Sept 11	L	10-34	at Miami	72,324	M. Anderson	239	1014	4.2	44t	12
Sept 18	W	20-17	San Diego	75,310	Bell	173	921	5.3	68	8
Sept 26	W	30-10	Kansas City	76,381	Dayne	53	270	5.1	55	1
Oct 2	W	20-7	at Jacksonville	66,045	Plummer	46	151	3.3	22	2
Oct 9	W	21-19	Washington	75,880	Lelie	5	84	16.8	39	0
Oct 16	W	28-20	New England	76,571	Van Pelt	11	48	4.4	11	1
Oct 23	L	23-24	at New York Giants	78,516	Sapp	5	21	4.2	10	0
Oct 30	W	49-21	Philadelphia	76,530	Adams	5	14	2.8	13	0
Nov 13	W	31-17	at Oakland	62,779	Johnson	4	9	2.3	4	1
Nov 20	W	27-0	New York Jets	76,255	Smith	1	7	7.0	7	0
Nov 24	W	24-21	at Dallas (OT)	63,273	BRONCOS	542	2539	4.7	68	25
Dec 4	L	27-31	at Kansas City	78,261	OPPONENTS	344	1363	4.0	61	10
Dec 11	W	12-10	Baltimore	75,651						
Dec 17	W	28-17	at Buffalo	71,887						
Dec 24	W	22-3	Oakland	76,212						
Dec 31	W	23-7	at San Diego	65,513						

TEAM STATISTICS				Den	Opp
TOTAL FIRST DOWNS				330	295
Rushing				145	82
Passing				162	183
Penalty				23	30
3RD DOWN: MADE/ATT				76/210	76/207
3rd Down Pct.				36.2	36.7
4TH DOWN: MADE/ATT				14/19	10/19
4th Down Pct.				73.7	52.6
POSSESSION AVG.				32:37	27:23
TOTAL NET YARDS				5766	5006
Avg. Per Game				360.4	312.9
Total Plays				1030	985
Avg. Per Play				5.6	5.1
NET YARDS RUSHING				2539	1363
Avg. Per Game				158.7	85.2
Total Rushes				542	344
NET YARDS PASSING				3227	3643
Avg. Per Game				201.7	227.7
Sacked/Yards Lost				23/146	28/190
Gross Yards				3373	3833
Att./Completions				465/279	613/344
Completion Pct.				60.0	56.1
Had Intercepted				7	20
PUNTS/AVERAGE				73/43.2	81/44.9
NET PUNTING AVG.				73/38.0	81/38.2
PENALTIES/YARDS				97/56.0	139/98.9
FUMBLES/BALL LOST				19/9	29/16
TOUCHDOWNS				46	31
Rushing				25	10
Passing				18	20
Returns				3	1

SCORE BY PERIODS				1	2	3	4	OT	PTS
BRONCOS				81	143	83	85	3	395
OPPONENTS				44	61	37	116	0	258

SCORING				TD	Ru	Pa	Ret	PAT	FG	S	PTS
Elam				0	0	0	0	43/44	24/32	0	115
M. Anderson				13	12	1	0	0	0	0	78
Bell				8	8	0	0	0	0	0	48
Johnson				6	1	5	0	0	0	0	36
Smith				6	0	6	0	0	0	0	36
Bailey				2	0	0	2	0	0	0	12
Carswell				2	0	2	0	0	0	0	12
Plummer				2	2	0	0	0	0	0	12
S. Alexander				1	0	1	0	0	0	0	6
Dayne				1	1	0	0	0	0	0	6
Devoe				1	0	1	0	0	0	0	6
Duke				1	0	1	0	0	0	0	6
Lelie				1	0	1	0	0	0	0	6
Van Pelt				1	1	0	0	0	0	0	6
Da. Williams				1	0	0	1	0	0	0	6
Putzier				0	0	0	0	0	0	0	2
Veal				0	0	0	0	0	0	0	2
BRONCOS				46	25	18	3	43/44	24/32	1	395
OPPONENTS				31	10	20	1	30/30	14/18	0	258

2-PT. CONVERSIONS:				Putzier, BRONCOS 1-2, OPPONENTS 0-1
SACKS:				Ekuban 4.0, Lynch 4.0, Pryce 4.0, Gold 3.0, Warren 3.0, Wilson 3.0, Brown 2.0, Coleman 1.0, M. Myers 1.0, Veal 1.0, Da. Williams 1.0, (group) 1.0, BRONCOS 28.0, OPPONENTS 23.0

PASSING				Att.	Comp.	Yds.	Comp.%	Yds/Att.	TD	TD%	Int	Int%	Long	Sack/Lost	Rating
Plummer				456	277	3366	60.7	7.38	18	3.9	7	1.5	72	22/135	90.2
Van Pelt				8	2	7	25.0	0.88	0	0.0	0	0.0	5	0/0	39.6
Smith				1	0	0	0.0	0.00	0	0.0	0	0.0	0	1/11	39.6
BRONCOS				465	279	3373	60.0	7.25	18	3.9	7	1.5	72	23/146	88.9
OPPONENTS				613	344	3833	56.1	6.25	20	3.3	20	3.3	91t	28/190	72.2

RECEIVING				No.	Yds.	Avg.	Long	TD
Smith				85	1105	13.0	72	6
Lelie				42	770	18.3	56	1
Putzier				37	481	13.0	32	0
Adams				21	203	9.7	21	0
S. Alexander				21	170	8.1	15	1
M. Anderson				18	212	11.8	66t	1
Bell				18	104	5.8	14	0
Johnson				17	160	9.4	33	5
Devoe				9	87	9.7	44t	1
Dayne				3	17	5.7	7	0
Duke				2	22	11.0	21	1
Watts				2	22	11.0	12	0
Sapp				2	17	8.5	12	0
Carswell				2	3	1.5	2t	2
BRONCOS				279	3373	12.1	72	18
OPPONENTS				344	3833	11.1	91t	20

INTERCEPTIONS				No.	Yds.	Avg.	Long	TD
Bailey				8	139	17.4	65t	2
Ferguson				5	59	11.8	30	0
Da. Williams				2	108	54.0	80t	1
Foxworth				2	23	11.5	23	0
Lynch				2	2	1.0	1	0
Cox				1	48	48.0	48	0
BRONCOS				20	379	19.0	80t	3
OPPONENTS				7	43	6.1	25	0

PUNTING				No.	Yds.	Avg.	Net	TB	In20	Long	B
Sauerbrun				72	3157	43.8	38.0	6	24	66	1
BRONCOS				73	3157	43.2	38.0	6	24	66	1
OPPONENTS				81	3633	44.9	38.2	13	25	64	0

PUNT RETURNS				No.	FC	Yds.	Avg.	Long	TD
Da. Williams				17	12	148	8.7	52	0
Adams				16	5	133	8.3	32	0
BRONCOS				33	17	281	8.5	52	0
OPPONENTS				36	15	266	7.4	20	0

KICKOFF RETURNS				No.	Yds.	Avg.	Long	TD
Da. Williams				18	431	23.9	36	0
R. Alexander				12	261	21.8	31	0
Adams				10	218	21.8	32	0
Sapp				2	28	14.0	20	0
M. Anderson				1	18	18.0	18	0
Carswell				1	0	0.0	0	0
Engelberger				1	5	5.0	5	0
Johnson				1	8	8.0	8	0
Veal				1	6	6.0	6	0
BRONCOS				47	975	20.7	36	0
OPPONENTS				67	1696	25.3	87	0

FIELD GOALS				1-19	20-29	30-39	40-49	50+
Elam				0/0	9/10	5/5	9/13	1/4
BRONCOS				0/0	9/10	5/5	9/13	1/4
OPPONENTS				0/0	3/3	6/8	4/5	1/2

ELAM: (28G)(45G,53N,53N,41G)(30G,51G,25G,46N)(41N,46B,33G,42G)(1)(49G,42G,27G,49N)(1)(22G,38G,25G)(26G,47G)(24G)(22G,40G)(47G,48G)(1)(29G,33G,34G,52N)(28N)			
OPPONENTS: (29G,44G)(42G)(28G)(1)(34G,38B,36G)(39G,53N,38G)(52G)(1)(45N,40G)(1)(34N)(34G)(29G)(31G)(43G)(1)			

2005 DEFENSIVE STATS

(based on coaches' film review)

	TT	UT	A	S-YDS	I-YDS	PD	FF	FR
1 Gold	106	81	25	3-17	0-0	5	4	2
2 Wilson	90	72	18	3-12	0-0	9	2	1
3 Ferguson	81	62	19	0-0	5-59	12	2	1
4 Bailey	72	62	10	0-0	8-139	28	2	0
5 Lynch	69	47	22	4-41	2-2	8	4	0
6 D.J. Williams	68	44	24	0-0	0-0	5	1	0
7 Foxworth	66	59	7	0-0	2-23	18	1	1
8 Da. Williams	58	52	6	1-8	2-108	12	1	1
9 Myers	50	28	22	1-10	0-0	2	0	1
10 Warren	42	22	20	3-25	0-0	3	1	0
11 Ekuban	41	28	13	4-21	0-0	2	0	1
12 Pryce	41	35	6	4-22	0-0	1	1	0
13 Brown	38	30	8	2-14	0-0	1	0	2
14 Veal	33	23	10	1-14	0-0	0	0	1
15 Engelberger	24	17	7	0-0	0-0	0	0	0
16 Brandon	20	13	7	0-0	0-0	3	0	1
17 Walls	16	16	0	0-0	0-0	6	1	0
18 Cox	11	9	2	0-0	1-48	5	0	0
19 Coleman	10	6	4	1-6	0-0	1	0	0
20 Paymah	3	2	1	0-0	0-0	0	0	0
21 Burns	2	0	2	0-0	0-0	0	0	0
22 Chukwurah	2	1	1	0-0	0-0	0	0	0
23 Pope	2	2	0	0-0	0-0	0	0	0
24 Team	0	0	0	1-0	0-0	0	0	0
TOTALS	945	711	234	28-190	20-379	121	20	12

2005 GAMES STARTED

OFFENSE	DEFENSE
QB Plummer, Jake	16 DE Brown, Courtney
RB Anderson, Mike	15 DE Ekuban, Ebenezer
RB Bell, Tatum	1 DE Pryce, Trevor
FB Johnson, Kyle	14 DT Myers, Michael
WR Adams, Charlie	2 DT Warren, Gerard
WR Lelie, Ashley	13 LB Burns, Keith
WR Smith, Rod	16 LB Gold, Ian
TE Alexander, Stephen	15 LB Williams, D.J.
TE Putzier, Jeb	4 LB Wilson, Al
C Nalen, Tom	16 CB Bailey, Champ
T Foster, George	16 CB Foxworth, Dominique
T Lepsis, Matt	16 CB Walls, Lenny
G Carlisle, Cooper	16 CB Williams, Darrent
G Hamilton, Ben	16 S Cox, Curume
	16 S Ferguson, Nick
	16 S Lynch, John

2005 COACHES

Mike Shanahan (Head Coach), **Gary Kubiak** (Offensive Coordinator), **Larry Coyer** (Defensive Coordinator), **Ronnie Bradford** (Special Teams), **Tim Brewster** (Tight Ends), **Jacob Burney** (Defensive Line/Ends), **Troy Calhoun** (Asst. to Head Coach), **Rick Dennison** (Offensive Line), **Kirk Doll** (Linebackers), **Thomas McGaughey** (Special Teams Asst.), **Pat McPherson** (Quarterbacks), **Andre Patterson** (Defensive Line/Tackles), **Jim Ryan** (Defensive Asst.), **Greg Saporita** (Asst. Strength & Conditioning), **Bob Slowik** (Defensive Backs), **Ryan Slowik** (Defensive Asst.), **Cedric Smith** (Asst. Strength & Conditioning), **Jimmy Spencer** (Asst. Defensive Backs), **Bobby Turner** (Running Backs), **Rich Tulen** (Strength & Conditioning), **Steve Watson** (Wide Receivers).

2005 LEADERS / RANKINGS

INDIVIDUAL	PLAYER	NO.	AFC RANK	NFL RANK	NFL LEADER	NO.
Points	Elam	115	7	12	Alexander (SEA)	168
Rushing Yards	Anderson	1,014	9	16	Alexander (SEA)	1,880
Passing Yards	Plummer	3,366	7	12	Brady (NE)	4,110
Passer Rating	Plummer	90.2	5	7	Manning (IND)	104.1
Receiving Yards	Smith	1,105	4	13	Smith (CAR)	1,563
Receptions	Smith	85	4	9	Smith (CAR)/Rogers (ARI)	103
Interceptions	Bailey	8	3	4t	Law (NYJ)/O'Neal (CIN)	10
Sacks	Three Players	4	40t	78t	Burgess (OAK)	16.0

OFFENSE	NO.	AFC RANK	NFL RANK	NFL LEADER	NO.
Points Per Game	24.7	5	7	Seattle	28.3
Total Yards Per Game	360.4	3	5	Kansas City	387.0
Yards Per Play	5.6	4	5	Kansas City	5.8
Rushing Yards Per Game	158.7	1	2	Atlanta	159.1
Net Passing Yards Per Game	201.7	9	18	Arizona	277.3

DEFENSE	NO.	AFC RANK	NFL RANK	NFL LEADER	NO.
Points Per Game	16.1	2t	3t	Chicago	12.6
Total Yards Per Game	312.9	7	15	Tampa Bay	277.8
Yards Per Play	5.1	8	18	Chicago	4.4
Rushing Yards Per Game	85.2	2	2	San Diego	84.3
Net Passing Yards Per Game	227.7	14	29	Green Bay	167.5

2005 KEY AWARDS

Pro Bowl (4): CB Champ Bailey, S John Lynch, WR Rod Smith, LB Al Wilson. **AP All-Pro (2):** CB Champ Bailey (first team), LB Al Wilson (first team).

2005 NFL STANDINGS

AFC EAST

Team	W	L	T	Pct	PF	PA
y-New England	10	6	0	.625	379	338
Miami	9	7	0	.563	318	317
Buffalo	5	11	0	.313	271	367
New York Jets	4	12	0	.250	240	355

AFC NORTH

Team	W	L	T	Pct	PF	PA
y-Cincinnati	11	5	0	.688	421	350
x-Pittsburgh	11	5	0	.688	389	258
Baltimore	6	10	0	.375	265	299
Cleveland	6	10	0	.375	232	301

AFC SOUTH

Team	W	L	T	Pct	PF	PA
*yz-Indianapolis	14	2	0	.875	439	247
x-Jacksonville	12	4	0	.750	361	269
Tennessee	4	12	0	.250	299	421
Houston	2	14	0	.125	260	431

AFC WEST

Team	W	L	T	Pct	PF	PA
yz-Denver	13	3	0	.813	395	258
Kansas City	10	6	0	.625	403	325
San Diego	9	7	0	.563	418	312
Oakland	4	12	0	.250	290	383

NFC EAST

Team	W	L	T	Pct	PF	PA
y-New York Giants	11	5	0	.688	422	314
x-Washington	10	6	0	.625	359	293
Dallas	9	7	0	.563	325	308
Philadelphia	6	10	0	.375	310	388

NFC NORTH

Team	W	L	T	Pct	PF	PA
yz-Chicago	11	5	0	.688	260	202
Minnesota	9	7	0	.563	306	344
Detroit	5	11	0	.313	254	345
Green Bay	4	12	0	.250	298	344

NFC SOUTH

Team	W	L	T	Pct	PF	PA
y-Tampa Bay	11	5	0	.688	300	274
x-Carolina	11	5	0	.688	391	259
Atlanta	8	8	0	.500	351	341
New Orleans	3	13	0	.188	235	398

NFC WEST

Team	W	L	T	Pct	PF	PA
*yz-Seattle	13	3	0	.813	452	271
St. Louis	6	10	0	.375	363	429
Arizona	5	11	0	.313	311	387
San Francisco	4	12	0	.250	239	428

x - Playoffs; y - Division Title; z - First-round Bye; * - Home-field Advantage

WILD CARD PLAYOFF GAMES

1/7 - Washington 17, at Tampa Bay 10
1/7 - at New England 28, Jacksonville 3
1/8 - Carolina 23, at New York Giants 0
1/8 - Pittsburgh 31, at Cincinnati 17

DIVISIONAL PLAYOFF GAMES

1/14 - at Seattle 20, Washington 10
1/14 - at Denver 27, New England 13
1/15 - Pittsburgh 21, at Indianapolis 18
1/15 - Carolina 29, at Chicago 21

CONFERENCE CHAMPIONSHIPS

1/22 - Pittsburgh 34, at Denver 17
1/22 - at Seattle 34, Carolina 14

SUPER BOWL XL (DETROIT)

2/5 - Pittsburgh 21, Seattle 10

2004 FINAL STATISTICS (10-6)

Head Coach: Mike Shanahan AFC West: 2nd Home Stadium: INVESCO Field at Mile High

Date	W-L	Score	Opponent	Attendance	RUSHING	No.	Yds.	Avg.	Long	TD
Sept 12	W	34-24	Kansas City	75,939	Droughns	275	1240	4.5	51t	6
Sept 19	L	6-7	at Jacksonville	69,127	Bell	75	396	5.3	29	3
Sept 26	W	23-13	San Diego	74,533	Griffin	85	311	3.7	47t	2
Oct 3	W	16-13	at Tampa Bay	65,341	Plummer	62	202	3.3	22	1
Oct 10	W	20-17	Carolina	75,072	Hearst	20	81	4.1	11	1
Oct 17	W	31-3	at Oakland	62,507	Smith	5	33	6.6	14	0
Oct 25	L	10-23	at Cincinnati	65,806	Watts	5	33	6.6	10	0
Oct 31	L	28-41	Atlanta	75,083	Sapp	4	32	8.0	18	0
Nov 7	W	31-13	Houston	74,292	Lelie	3	5	1.7	8	0
Nov 21	W	34-13	at New Orleans	64,900	BRONCOS	534	2333	4.4	51t	13
Nov 28	L	24-25	Oakland	75,936	OPPONENTS	396	1512	3.8	44	16
Dec 5	L	17-20	at San Diego	65,395	RECEIVING	No.	Yds.	Avg.	Long	TD
Dec 12	W	20-17	Miami	75,027	Smith	79	1144	14.5	85t	7
Dec 19	L	17-45	at Kansas City	77,702	Lelie	54	1084	20.1	58	7
Dec 25	W	37-16	at Tennessee	68,809	Putzier	36	572	15.9	39	2
Jan 2	W	33-14	Indianapolis	75,149	Droughns	32	241	7.5	23t	2
					Watts	31	385	12.4	28	1
					Carswell	22	198	9.0	20	1
					Griffin	10	68	6.8	22	1
					K. Johnson	9	126	14.0	31	2
					Jackson	8	73	9.1	20	0
					Hape	8	35	4.4	11	4
					Luke	6	52	8.7	12	0
					Bell	5	80	16.0	58	0
					Hearst	2	20	10.0	15	0
					Bailey	1	11	11.0	11	0
					BRONCOS	303	4089	13.5	85t	27
					OPPONENTS	272	3213	11.8	71t	17

TEAM STATISTICS	Den	Opp
TOTAL FIRST DOWNS	351	235
Rushing	127	83
Passing	184	130
Penalty	40	22
3RD DOWN: MADE/ATT	78/206	65/209
3rd Down Pct.	37.9	31.1
4TH DOWN: MADE/ATT	7/14	5/14
4th Down Pct.	50.0	35.7
POSSESSION AVG.	32:38	27:23
TOTAL NET YARDS	6332	4459
Avg. Per Game	395.8	278.7
Total Plays	1070	918
Avg. Per Play	5.9	4.9
NET YARDS RUSHING	2333	1512
Avg. Per Game	145.8	94.5
Total Rushes	534	396
NET YARDS PASSING	3999	2947
Avg. Per Game	249.9	184.2
Sacked/Yards Lost	15/90	38/266
Gross Yards	4089	3213
Att./Completions	521/303	484/272
Completion Pct.	58.2	56.2
Had Intercepted	20	12
PUNTS/AVERAGE	70/40.5	95/44.7
NET PUNTING AVG.	70/34.3	95/38.2
PENALTIES/YARDS	93/880	120/1062
FUMBLES/BALL LOST	23/9	24/8
TOUCHDOWNS	42	35
Rushing	13	16
Passing	27	17
Returns	2	2

SCORE BY PERIODS	1	2	3	4	OT	PTS
BRONCOS	102	138	50	91	0	381
OPPONENTS	68	121	67	48	0	304

SCORING	TD	Ru	Pa	Ret	PAT	FG	S	PTS
Elam	0	0	0	0	42/42	29/34	0	129
Droughns	8	6	2	0	0	0	48	
Lelie	7	0	7	0	0	0	42	
Smith	7	0	7	0	0	0	42	
Hape	4	0	4	0	0	0	24	
Bell	3	3	0	0	0	0	18	
Griffin	3	2	1	0	0	0	18	
K. Johnson	2	0	2	0	0	0	12	
Putzier	2	0	2	0	0	0	12	
Carswell	1	0	1	0	0	0	6	
Hearst	1	1	0	0	0	0	6	
E. Johnson	1	0	0	1	0	0	6	
Plummer	1	1	0	0	0	0	6	
Watts	1	0	1	0	0	0	6	
Wilson	1	0	0	1	0	0	6	
BRONCOS	42	13	27	2	42/42	29/34	0	381
OPPONENTS	35	16	17	2	31/32	21/26	0	304

2-PT. CONVERSIONS: BRONCOS 0-0, OPPONENTS 0-3

SACKS: Hayward 10.5, E. Johnson 3.0, Palepoi LG 3.0, Palepoi TM 3.0, Coleman 2.5, Fatafehi 2.5, Wilson 2.5, Ellis 2.0, K. Kennedy 2.0, Lynch 2.0, Williams 2.0, Chukwurah 1.0, Herndon 1.0, R. Johnson 1.0, Middlebrooks 1.0, Pope 1.0, Spragan 1.0, **BRONCOS 38.0, OPPONENTS 15.0**

RECEIVING	No.	Yds.	Avg.	Long	TD
Smith	79	1144	14.5	85t	7
Lelie	54	1084	20.1	58	7
Putzier	36	572	15.9	39	2
Droughns	32	241	7.5	23t	2
Watts	31	385	12.4	28	1
Carswell	22	198	9.0	20	1
Griffin	10	68	6.8	22	1
K. Johnson	9	126	14.0	31	2
Jackson	8	73	9.1	20	0
Hape	8	35	4.4	11	4
Luke	6	52	8.7	12	0
Bell	5	80	16.0	58	0
Hearst	2	20	10.0	15	0
Bailey	1	11	11.0	11	0
BRONCOS	303	4089	13.5	85t	27
OPPONENTS	272	3213	11.8	71t	17

INTERCEPTIONS	No.	Yds.	Avg.	Long	TD
Bailey	3	0	0.0	0	0
Herndon	2	17	8.5	15	0
Wilson	2	17	8.5	10	1
Hayward	1	76	76.0	76	0
E. Johnson	1	32	32.0	32t	1
K. Kennedy	1	21	21.0	21	0
Williams	1	10	10.0	10	0
Lynch	1	2	2.0	2	0
BRONCOS	12	175	14.6	76	2
OPPONENTS	20	344	17.2	97	1

PUNTING	No.	Yds.	Avg.	Net	TB	In20	Long	B
Knorr	54	2243	41.5	34.2	6	12	66	1
Baker LG	24	931	38.8	31.6	1	10	52	0
Baker TM	15	591	39.4	34.4	1	7	48	0
BRONCOS	70	2834	40.5	34.3	7	19	66	1
OPPONENTS	95	4250	44.7	38.2	11	36	65	0

PUNT RETURNS	No.	FC	Yds.	Avg.	Long	TD
Smith	22	8	223	10.1	30	0
Luke	19	8	135	7.1	21	0
Adams	2	1	42	21.0	39	0
BRONCOS	43	17	400	9.3	39	0
OPPONENTS	32	11	295	9.2	50	0

KICKOFF RETURNS	No.	Yds.	Avg.	Long	TD
R. Alexander	19	386	20.3	32	0
Luke	15	306	20.4	32	0
Droughns	14	344	24.6	48	0
Griffin	4	52	13.0	21	0
Sapp	1	34	34.0	34	0
BRONCOS	53	1122	21.2	48	0
OPPONENTS	68	1635	24.0	97t	1

FIELD GOALS	1-19	20-29	30-39	40-49	50+
Elam	0/0	10/10	7/8	9/12	3/4
BRONCOS	0/0	10/10	7/8	9/12	3/4
OPPONENTS	0/0	6/6	7/8	3/5	5/7

ELAM: (43G,45G)(44G,22G,51N)(22G,23G,43G)(49G,50G,23G)(32G,33G)(33G)(49N,29G)(52G)(48G,34G)(32G,43B)(43N,31G)(20G,50G)(27G)(22G,34N,22G,30G)(45G,23G,40G,40G)

OPPONENTS: (58N,50G)(23G,51G)(28G,30G)(53G,52N)(35G)(53G,34G,35G)(24G,43G,49N)(37N)(24G,36G)(48N)(23G,23G)(32G)(39G)(44G,43G,50G)(1)

PASSING	Att.	Comp.	Yds.	Comp.%	Yds/Att.	TD	TD%	Int	Int%	Long	Sack/Lost	Rating
Plummer	521	303	4089	58.2	7.85	27	5.2	20	3.8	85t	15/90	84.5
BRONCOS	521	303	4089	58.2	7.85	27	5.2	20	3.8	85t	15/90	84.5
OPPONENTS	484	272	3213	56.2	6.64	17	3.5	12	2.5	71t	38/266	78.0

2004 DEFENSIVE STATS

(based on coaches' film review)

	TT	UT	A	S-YDS	I-YDS	PD	FF	FR
1 Williams	114	82	32	2-13	1-10	9	1	0
2 Wilson	109	73	36	2.5-20	2-17	4	2	0
3 Kennedy	90	73	17	2-15	1-21	6	2	1
4 Bailey	84	74	10	0-0	3-0	13	0	0
5 Herndon	77	64	13	1-5	2-17	20	3	1
6 Lynch	76	56	20	2-17	1-2	10	3	0
7 Spragan	65	40	25	1-1	0-0	3	1	1
8 Hayward	60	45	15	10.5-73.5	1-76	5	1	1
9 Coleman	46	29	17	2.5-14.5	0-0	1	1	1
10 Fatafeh	31	20	11	2.5-22	0-0	1	0	1
11 Pope	30	22	8	1-2	0-0	1	0	0
12 Palepoi	25	17	8	3-19	0-0	3	0	0
13 E. Johnson	24	16	8	3-26	1-32	1	0	0
14 Walls	21	18	3	0-0	0-0	2	1	0
15 R. Johnson	18	11	7	1-12	0-0	2	1	0
16 Middlebrooks	17	16	1	1-3	0-0	10	0	1
17 Ferguson	16	15	1	0-0	0-0	1	0	0
18 Ellis	6	6	0	2-11	0-0	0	0	0
R. Alexander	6	5	1	0-0	0-0	0	0	0
20 Chukwurah	4	3	1	1-12	0-0	1	1	0
21 Holland	2	2	0	0-0	0-0	1	0	0
Pryce	2	2	0	0-0	0-0	1	0	0
Pierce	2	0	2	0-0	0-0	0	0	0
TOTALS	925	689	236	38-266	12-175	95	17	7

2004 GAMES STARTED

OFFENSE

QB Plummer, Jake	16	DE Coleman, Marco	16
RB Droughns, Reuben	15	DE Hayward, Reggie	15
RB Griffin, Quentin	4	DE Johnson, Raylee	1
FB Johnson, Kyle	3	DE Pryce, Trevor	1
WR Lelle, Ashley	16	DT Fatafeh, Mario	16
WR Smith, Rod	16	DT Pope, Monsanto	15
WR Watts, Darius	2	LB Spragan, Donnie	14
TE Carswell, Dwayne	14	LB Williams, D.J.	14
TE Hape, Patrick	5	LB Wilson, Al	16
TE Puttler, Jeb	5	CB Alexander, Roc	1
C Nalen, Tom	16	CB Bailey, Champ	16
T Foster, George	16	CB Herndon, Kelly	16
T Lepsis, Matt	16	CB Middlebrooks, Willie	2
G Neil, Dan	12	CB Walls, Lenny	1
G Hamilton, Ben	16	S Ferguson, Nick	1
G Carlisle, Cooper	3	S Kennedy, Kenoy	16
		S Lynch, John	15

2004 COACHES

Mike Shanahan (Head Coach), Gary Kubiak (Offensive Coordinator), Larry Coyer (Defensive Coordinator), Ronnie Bradford (Special Teams), Jacob Burney (Defensive Line), Troy Calhoun (Offensive Asst./Special Teams), Rick Dennison (Offensive Line), Kirk Doll (Assistant Defensive Backs), David Gibbs (Defensive Backs - through 11/10), Pat McPherson (Quarterbacks), Keith Millard (Asst. Defensive Line/Pass Rush Specialist), Brian Pariani (Tight Ends), Greg Saporta (Asst. Strength & Conditioning), Cedric Smith (Asst. Strength & Conditioning), Jimmy Spencer (Defensive Backs), Bobby Turner (Running Backs), Rich Tulen (Strength & Conditioning), Steve Watson (Wide Receivers).

2004 LEADERS / RANKINGS

INDIVIDUAL	PLAYER	NO.	AFC RANK	NFL RANK	NFL LEADER	NO.
Points	Elam	129	2	2	Vinateri (NE)	141
Rushing Yards	Droughns	1,240	6	9	Martin (NYJ)	1,679
Passing Yards	Plummer	4,089	3	4	Culpepper (MIN)	4,717
Passer Rating	Plummer	84.5	8	15	Manning (IND)	121.1
Receiving Yards	Smith	1,144	7	16	Muhammad (CAR)	1,405
Receptions	Smith	79	9	20	Mason (TEN)	92
Interceptions	Bailey	3	26	48	Reed (BAL)	9
Sacks	Hayward	10.5	3	13	Freney (IND)	16.0

OFFENSE	NO.	AFC RANK	NFL RANK	NFL LEADER	NO.
Points Per Game	23.8	6	9	Indianapolis	32.6
Total Yards Per Game	395.8	3	5	Kansas City	418.4
Yards Per Play	5.9	3	5	Indianapolis	6.7
Rushing Yards Per Game	145.8	3	4	Atlanta	167.0
Net Passing Yards Per Game	249.8	3	6	Indianapolis	288.9

DEFENSE	NO.	AFC RANK	NFL RANK	NFL LEADER	NO.
Points Per Game	18.6	7	10	Pittsburgh	14.6
Total Yards Per Game	278.7	3	4	Pittsburgh	258.4
Yards Per Play	4.9	5	7	Buffalo	4.3
Rushing Yards Per Game	94.5	3	4	Pittsburgh	81.2
Net Passing Yards Per Game	184.2	5	6	Miami	162.0

2004 KEY AWARDS

Pro Bowl (2): CB Champ Bailey, S John Lynch. AP All-Pro (1): CB Champ Bailey (first team).

2004 NFL STANDINGS

AFC EAST

Team	W	L	T	Pct	PF	PA
yz-New England	14	2	0	.875	437	260
x-New York Jets	10	6	0	.625	333	261
Buffalo	9	7	0	.563	395	284
Miami	4	12	0	.250	275	354

AFC NORTH

Team	W	L	T	Pct	PF	PA
*yz-Pittsburgh	15	1	0	.938	372	251
Baltimore	9	7	0	.563	317	268
Cincinnati	8	8	0	.500	374	372
Cleveland	4	12	0	.250	276	390

AFC SOUTH

Team	W	L	T	Pct	PF	PA
y-Indianapolis	12	4	0	.750	522	351
Jacksonville	9	7	0	.563	261	280
Houston	7	9	0	.438	309	339
Tennessee	5	11	0	.313	344	439

AFC WEST

Team	W	L	T	Pct	PF	PA
y-San Diego	12	4	0	.750	446	313
x-Denver	10	6	0	.625	381	304
Kansas City	7	9	0	.438	483	435
Oakland	5	11	0	.313	320	442

NFC EAST

Team	W	L	T	Pct	PF	PA
*yz-Philadelphia	13	3	0	.813	386	260
Dallas	6	10	0	.375	293	405
New York Giants	6	10	0	.375	303	347
Washington	6	10	0	.375	240	265

NFC NORTH

Team	W	L	T	Pct	PF	PA
y-Green Bay	10	6	0	.625	424	380
x-Minnesota	8	8	0	.500	405	395
Detroit	6	10	0	.375	296	350
Chicago	5	11	0	.313	231	331

NFC SOUTH

Team	W	L	T	Pct	PF	PA
yz-Atlanta	11	5	0	.688	340	337
New Orleans	8	8	0	.500	348	405
Carolina	7	9	0	.438	355	339
Tampa Bay	5	11	0	.313	301	304

NFC WEST

Team	W	L	T	Pct	PF	PA
y-Seattle	9	7	0	.563	371	373
x-St. Louis	8	8	0	.500	319	392
Arizona	6	10	0	.375	284	322
San Francisco	2	14	0	.125	259	452

x - Playoffs; y - Division Title; z - First-round Bye; * - Home-field Advantage

WILD CARD PLAYOFF GAMES

1/8 - St. Louis 27, at Seattle 20
1/8 - New York Jets 20, at San Diego 17
1/9 - at Indianapolis 49, Denver 24
1/9 - Minnesota 31, at Green Bay 17

DIVISIONAL PLAYOFF GAMES

1/15 - at Pittsburgh 20, New York Jets 17
1/15 - at Atlanta 47, St. Louis 17
1/16 - at Philadelphia 27, Minnesota 14
1/16 - at New England 20, Indianapolis 3

CONFERENCE CHAMPIONSHIPS

1/23 - at Philadelphia 27, Atlanta 10
1/23 - New England 41, at Pittsburgh 27

SUPER BOWL XXXIX (JACKSONVILLE, FLA.)

2/6 - New England 24, Philadelphia 21

2003 FINAL STATISTICS (10-6)

Head Coach: Mike Shanahan AFC West: 2nd Home Stadium: INVESCO Field at Mile High

Date	W-L	Score	Opponent	Attendance	RUSHING	No.	Yds.	Avg.	Long	TD
Sept 7	W	30-10	at Cincinnati	63,820	Portis	290	1591	5.5	65t	14
Sept 14	W	37-13	at San Diego	65,445	Griffin	94	345	3.7	23	0
Sept 22	W	31-10	Oakland	76,753	Anderson	70	257	3.7	44	3
Sept 28	W	20-16	Detroit	75,719	Plummer	37	205	5.5	40	3
Oct 5	L	23-24	at Kansas City	78,903	Smith	10	98	9.8	26	0
Oct 12	W	17-14	Pittsburgh	75,974	Lelie	8	43	5.4	13	0
Oct 19	L	20-28	at Minnesota	64,381	Sapp	12	31	2.6	5	0
Oct 26	L	6-26	at Baltimore	69,721	Droughns	6	14	2.3	12	0
Nov 3	L	26-30	New England	76,203	Beuerlein	5	13	2.6	7	0
Nov 16	W	37-8	San Diego	75,217	Madise	1	10	10.0	10	0
Nov 23	L	10-19	Chicago	75,540	Jackson	1	9	9.0	9	0
Nov 30	W	22-8	at Oakland	57,201	Cole	2	8	4.0	8	0
Dec 7	W	45-27	Kansas City	76,403	Kanell	6	5	0.8	9	0
Dec 14	W	23-20	Cleveland (OT)	75,358	O'Neal	1	0	0.0	0	0
Dec 21	W	31-17	at Indianapolis	57,149	BRONCOS	543	2629	4.8	65t	20
Dec 28	L	3-31	at Green Bay	70,299	OPPONENTS	379	1605	4.2	98t	11

TEAM STATISTICS				Den	Opp	RECEIVING	No.	Yds.	Avg.	Long	TD
TOTAL FIRST DOWNS				334	241	Smith	74	845	11.4	38	3
Rushing				133	77	Sharpe	62	770	12.4	28	8
Passing				162	141	Portis	38	314	8.3	72	0
Penalty				39	23	Lelie	37	628	17.0	60	2
3RD DOWN: MADE/ATT				82/211	61/207	McCaffrey	19	195	10.3	23	0
3rd Down Pct.				38.9	29.5	Anderson	12	53	4.4	18	2
4TH DOWN: MADE/ATT				3/13	12/25	Droughns	9	87	9.7	15	2
4th Down Pct.				23.1	48.0	Griffin	8	61	7.6	24	0
POSSESSION AVG.				33:53	26:07	D. Carswell	6	53	8.8	19	1
TOTAL NET YARDS				5598	4433	Putzier	4	34	8.5	13	0
Avg. Per Game				349.9	277.1	Cole	3	36	12.0	18	0
Total Plays				1047	910	Hape	3	30	10.0	12	0
Avg. Per Play				5.3	4.9	Madise	2	10	5.0	5	0
NET YARDS RUSHING				2629	1605	O'Neal	2	4	2.0	3	0
Avg. Per Game				164.3	100.3	Carlisle	1	6	6.0	6t	1
Total Rushes				543	379	BRONCOS	280	3126	11.2	72	19
NET YARDS PASSING				2969	2828	OPPONENTS	265	3049	11.5	66t	17
Avg. Per Game				185.6	176.8						
Sacked/Yards Lost				25/157	36/221						
Gross Yards				3126	3049						
Att./Completions				479/280	495/265						
Completion Pct.				58.5	53.5						
Had Intercepted				18	9						
PUNTS/AVERAGE				70/42.0	85/43.1						
NET PUNTING AVG.				70/32.2	85/35.5						
PENALTIES/YARDS				107/92.2	137/103.1						
FUMBLES/BALL LOST				24/6	27/11						
TOUCHDOWNS				42	32						
Rushing				20	11						
Passing				19	17						
Returns				3	4						

SCORE BY PERIODS				1	2	3	4	OT	PTS
BRONCOS				110	122	74	72	3	381
OPPONENTS				63	87	45	106	0	301

SCORING				TD	Ru	Pa	Ret	PAT	FG	S	PTS
Elam				0	0	0	0	39/39	27/31	0	120
Portis				14	14	0	0			0	86
Sharpe				8	0	8	0			0	48
Anderson				5	3	2	0			0	30
Smith				4	0	3	1			0	24
Plummer				3	3	0	0			0	18
Droughns				2	0	2	0			0	12
Lelie				2	0	2	0			0	12
Carlisle				1	0	1	0			0	6
Carswell				1	0	1	0			0	6
Gold				1	0	0	1			0	6
O'Neal				1	0	0	1			0	6
Knorr				0	0	0	0	2/2	1/1	0	5
TEAM				0	0	0	0	0/0	0/0	1	2
BRONCOS				42	20	19	3	41/41	28/32	1	381
OPPONENTS				32	11	17	4	28/29	25/28	1	301

2-PT. CONVERSIONS:				Portis, BRONCOS 1-1, OPPONENTS 2-3
--------------------	--	--	--	------------------------------------

FIELD GOALS				1-19	20-29	30-39	40-49	50+
Elam				0/0	10/11	6/6	9/11	2/3
Knorr				0/0	1/1	0/0	0/0	0/0
BRONCOS				0/0	11/12	6/6	9/11	2/3
OPPONENTS				1/1	10/10	4/5	8/10	2/2

SACKS: Berry 11.5, Hayward 8.5, Pryce 8.5, Fatafeh 2.5, Ferguson 1.0, Kennedy 1.0, Pope 1.0, Wilson 1.0, Team 1.0, **BRONCOS 36.0, OPPONENTS 25.0**

PASSING	Att.	Comp.	Yds.	Comp. %	Yds/Att.	TD	TD%	Int	Int%	Long	Sack/Lost	Rating
Plummer	302	189	2182	62.6	7.23	15	5.0	7	2.3	60	14/73	91.2
Kanell	103	53	442	51.5	4.29	2	1.9	5	4.9	26	2/24	49.1
Beuerlein	63	33	389	52.4	6.17	2	3.2	5	7.9	38	9/60	49.0
J. Jackson	9	4	41	44.4	4.56	0	0.0	1	11.1	16	0/0	18.5
Knorr	1	0	0	0.0	0.00	0	0.0	0	0.0	0	0/0	39.6
Smith	1	1	72	100.0	72.00	0	0.0	0	0.0	72	0/0	118.8
BRONCOS	479	280	3126	58.5	6.53	19	4.0	18	3.8	72	25/157	75.6
OPPONENTS	495	265	3049	53.5	6.16	17	3.4	9	1.8	66t	36/221	76.2

ELAM: (51G,27G,39G)(30G,45G,34G)(20G)(37G,41G)(48G,29G,21G,53N)(47G)(46G,46G)(28G,22G)(44N,43G)(42G,22G,29N)(40N,25G)(147G)(51G,36G,25G)(24G)(31G) **KNORR:** (0)(0)(0)(0)(0)(0)(27G)(0)(0)(0)(0)

OPPONENTS: (26G)(19G,25G)(41G)(53G)(23G)(24G,26G)(145N,25G,39G,22G,29G)(40G,46G,28G)(33G,23G,54G,47G)(46G,48G)(138N,39G,48G)(40G)(33G,40N)



2003 DEFENSIVE STATS

(based on coaches' film review)

	TT	UT	A	S-YDS	I-YDS	PD	FF	FR
1 Wilson	128	99	29	1-5	0-0	7	0	2
2 K. Herndon	78	65	13	0-0	3-19	14	2	0
3 Spragun	76	56	20	0-0	0-0	6	0	1
4 Ferguson	72	58	14	1-13	0-0	3	2	0
5 Walls	68	58	10	0-0	1-0	20	1	1
6 Kennedy	65	51	14	1-0	1-0	11	1	2
Berry	65	40	25	11-5.52	0-0	4	3	1
8 Sykes	64	49	15	0-0	0-0	1	0	0
9 Brandon	57	44	13	0-0	1-0	6	0	0
10 Pryce	51	41	10	8.5-58.0	0-0	2	2	1
11 Mobley	46	32	14	0-0	0-0	3	0	0
12 Hayward	44	32	12	8.5-47	0-0	5	2	2
Fatafehi	44	29	15	2.5-14.5	0-0	2	1	0
14 Holland	42	22	20	0-0	0-0	3	0	0
15 Gold	39	34	5	0-0	2-14	6	0	0
16 Pope	26	16	10	1-14	0-0	1	1	0
17 O'Neal	22	19	3	0-0	1-6	2	0	0
18 Davis	19	11	8	0-0	0-0	1	1	0
19 Gardener	15	10	5	0-0	0-0	0	0	0
20 Spencer	11	10	1	0-0	0-0	4	0	0
21 Burns	4	4	0	0-0	0-0	0	0	0
22 Pierce	3	2	1	0-0	0-0	0	0	0
Middlebrooks	3	3	0	0-0	0-0	1	0	0
24 McNeil	1	1	0	0-0	0-0	0	0	0
Young	1	1	0	0-0	0-0	0	0	0
Rutledge	1	0	1	0-0	0-0	0	0	0
27 Team	0	0	0	1-0	0-0	0	0	0
TOTALS	1,045	787	258	36-204	9-39	99	17	10

2003 GAMES STARTED

OFFENSE

QB Beuerlein, Steve	2	DE Berry, Bertrand	16
QB Jackson, Jarious	1	DE Hayward, Reggie	2
QB Kanell, Danny	2	DE Pryce, Trevor	16
QB Plummer, Jake	11	DT Fatafehi, Mario	9
RB Anderson, Mike	5	DT Gardener, Daryl	12
RB Droughns, Reuben	4	DT Holland, Darius	4
RB Griffin, Quentin	1	DT Pope, Monsanto	5
RB Portis, Clinton	13	LB Gold, Ian	6
WR Lelle, Ashley	10	LB Mobley, Johnie	7
WR McCaffrey, Ed	7	LB Spragun, Dornie	8
WR Smith, Rod	15	LB Sykes, Jason	8
TE Carswell, Dwayne	10	LB Wilson, Al	16
TE Sharpe, Shannon	15	CB Herndon, Kelly	11
C Nalen, Tom	16	CB O'Neal, Deltha	6
T Brockermeyer, Blake	2	CB Spencer, Jimmy	2
T Lepsis, Matt	16	CB Walls, Lenny	16
T Salaam, Ephraim	14	S Brandon, Sam	10
G Carlisle, Cooper	2	S Ferguson, Nick	10
G Hamilton, Ben	16	S Kennedy, Kenoy	12
G Neil, Dan	14		

2003 COACHES

Mike Shanahan (Head Coach), **Gary Kubiak** (Offensive Coordinator), **Larry Coyer** (Defensive Coordinator), **Ronnie Bradford** (Special Teams Asst.), **Jacob Burney** (Defensive Line), **Frank Bush** (Special Teams), **Troy Calhoun** (Defensive Asst.), **Rick Dennison** (Offensive Line), **Alex Gibbs** (Asst. Head Coach/Offensive Line), **David Gibbs** (Secondary), **Pat McPherson** (Quarterbacks), **Keith Millard** (Asst. Defensive Line/Pass Rush Specialist), **Brian Pariani** (Tight Ends), **Greg Saporta** (Asst. Strength & Conditioning), **Cedric Smith** (Asst. Strength & Conditioning), **Jimmy Spencer** (Player/Asst. Defensive Backs), **Bobby Turner** (Running Backs), **Rich Tuten** (Strength & Conditioning), **Steve Watson** (Wide Receivers).

2003 LEADERS / RANKINGS

INDIVIDUAL	PLAYER	NO.	AFC RANK	NFL RANK	NFL LEADER	NO.
Points	Elam	120	5	71	Wilkins (STL)	163
Rushing Yards	Portis	1,591	3	5	Lewis (BAL)	2,066
Passing Yards	Plummer	2,182	9	26	Manning (IND)	4,047
Passer Rating	Plummer	91.2	4	5	McNair (TEN)	100.4
Receiving Yards	Smith	845	13	25	Holt (STL)	1,696
Receptions	Smith	74	71	161	Holt (STL)	117
Interceptions	Herndon	3	191	401	Parrish (SF)	9
Sacks	Berry	11.5	51	91	Strahan (NYG)	18
OFFENSE		NO.	AFC RANK	NFL RANK	NFL LEADER	NO.
Points Per Game		23.8	5	10	Kansas City	30.3
Total Yards Per Game		349.9	3	7	Minnesota	393.4
Yards Per Play		5.5	4	8	Minnesota	6.2
Rushing Yards Per Game		164.3	2	2	Baltimore	166.8
Net Passing Yards Per Game		185.6	10	22	Indianapolis	261.2
DEFENSE		NO.	AFC RANK	NFL RANK	NFL LEADER	NO.
Points Per Game		18.8	6	9	New England	14.9
Total Yards Per Game		277.1	3	4	Dallas	253.5
Yards Per Play		5.1	6	9	Baltimore	4.4
Rushing Yards Per Game		100.3	6	7	Tennessee	80.9
Passing Yards Per Game		176.8	4	6	Dallas	164.4

2003 KEY AWARDS

Pro Bowl (3): C Tom Nalen, RB Clinton Portis, LB Al Wilson. **AP All-Pro (1):** C Tom Nalen (first team). **NFL Alumni Offensive Lineman of the Year:** C Tom Nalen.

2003 NFL STANDINGS

AFC EAST

Team	W	L	T	Pct	PF	PA
*yz-New England	14	2	0	.875	348	238
Miami	10	6	0	.625	311	261
Buffalo	6	10	0	.375	243	279
New York Jets	6	10	0	.375	283	299

AFC NORTH

Team	W	L	T	Pct	PF	PA
y-Baltimore	10	6	0	.625	391	281
Cincinnati	8	8	0	.500	346	384
Pittsburgh	6	10	0	.375	300	327
Cleveland	5	11	0	.313	254	322

AFC SOUTH

Team	W	L	T	Pct	PF	PA
y-Indianapolis	12	4	0	.750	447	336
x-Tennessee	12	4	0	.750	435	324
Houston	5	11	0	.313	255	380
Jacksonville	5	11	0	.313	276	331

AFC WEST

Team	W	L	T	Pct	PF	PA
yz-Kansas City	13	3	0	.813	484	332
x-Denver	10	6	0	.625	381	301
Oakland	4	12	0	.250	270	379
San Diego	4	12	0	.250	313	441

NFC EAST

Team	W	L	T	Pct	PF	PA
*yz-Philadelphia	12	4	0	.750	374	287
x-Dallas	10	6	0	.625	289	260
Washington	5	11	0	.313	287	372
New York Giants	4	12	0	.250	243	387

NFC NORTH

Team	W	L	T	Pct	PF	PA
y-Green Bay	10	6	0	.625	442	307
Minnesota	9	7	0	.563	416	353
Chicago	7	9	0	.438	283	346
Detroit	5	11	0	.313	270	379

NFC SOUTH

Team	W	L	T	Pct	PF	PA
y-Carolina	11	5	0	.688	325	304
New Orleans	8	8	0	.500	340	326
Tampa Bay	7	9	0	.438	301	264
Atlanta	5	11	0	.313	299	422

NFC WEST

Team	W	L	T	Pct	PF	PA
yz-St. Louis	12	4	0	.750	447	328
x-Seattle	10	6	0	.625	404	327
San Francisco	7	9	0	.438	384	337
Arizona	4	12	0	.250	225	452

x - Playoffs; y - Division Title; z - First-round Bye; * - Home-field Advantage

WILD CARD PLAYOFF GAMES

1/3 - Tennessee 20, Baltimore 17
1/3 - Carolina 29, Dallas 10
1/4 - Green Bay 33, Seattle 27 (OT)
1/4 - Indianapolis 41, Denver 10

DIVISIONAL PLAYOFF GAMES

1/10 - Carolina 29, St. Louis 23 (2 OT)
1/10 - New England 17, Tennessee 14
1/11 - Indianapolis 38, Kansas City 31
1/11 - Philadelphia 20, Green Bay 17 (OT)

CONFERENCE CHAMPIONSHIPS

1/18 - Carolina 14, Philadelphia 13
1/18 - New England 24, Indianapolis 14

SUPER BOWL XXXVIII (HOUSTON)

2/1 - New England 32, Carolina 29

2002 FINAL STATISTICS (9-7)

Head Coach: Mike Shanahan AFC West: 2nd Home Stadium: INVESCO Field at Mile High

Date	W-L	Score	Opponent	Attendance	RUSHING	No.	Yds.	Avg.	Long	TD
Sept 8	W	23-16	St. Louis	75,710	Portis	273	1508	5.5	59	15
Sept 15	W	24-14	at San Francisco	67,685	Anderson	84	386	4.6	32	2
Sept 22	W	28-23	Buffalo	75,359	Gary	37	147	4.0	26	1
Sept 30	L	23-34	at Baltimore	69,538	Griese	37	107	2.9	13	1
Oct 6	W	26-9	San Diego	75,065	Lelie	4	40	10.0	24	0
Oct 13	L	22-24	Miami	75,941	Montgomery	4	27	6.8	28	0
Oct 20	W	37-34	at Kansas City (OT)	78,446	McCaffrey	2	22	11.0	17	0
Oct 27	W	24-16	at New England	68,436	Droughns	4	11	2.8	9	1
Nov 11	L	10-34	Oakland	76,643	Beuerlein	5	9	1.8	8	1
Nov 17	W	31-9	at Seattle	65,495	R. Smith	6	9	1.5	9	0
Nov 24	L	20-23	Indianapolis (OT)	75,075	Rouen TM	1	0	0.0	0	0
Dec 1	L	27-30	at San Diego (OT)	66,357	Knorr LG	1	-10	-10.0	-10	0
Dec 8	L	13-19	at New York Jets	78,521	BRONCOS	457	2266	5.0	59	21
Dec 15	W	31-24	Kansas City	75,947	OPPONENTS	379	1489	3.9	76	21
Dec 22	L	16-28	at Oakland	62,592	RECEIVING	No.	Yds.	Avg.	Long	TD
Dec 29	W	37-7	Arizona	75,164	R. Smith	89	1027	11.5	46	5

TEAM STATISTICS	Den	Opp
TOTAL FIRST DOWNS	357	298
Rushing	125	100
Passing	199	176
Penalty	33	22
3RD DOWN: MADE/ATT	77/202	97/220
3rd Down Pct.	38.1	44.1
4TH DOWN: MADE/ATT	16/23	3/6
4th Down Pct.	69.6	50.0
POSSESSION AVG.	30:29	29:31
TOTAL NET YARDS	6090	4826
Avg. Per Game	380.6	301.6
Total Plays	1057	985
Avg. Per Play	5.8	4.9

NET YARDS RUSHING	Den	Opp
Avg. Per Game	2266	1489
Total Rushes	141.6	93.1
Total Yards	457	379
NET YARDS PASSING	3824	3337
Avg. Per Game	239.0	208.6
Sacked/Yards Lost	46/315	40/251
Gross Yards	4139	3588
Att./Completions	554/359	566/360
Completion Pct.	64.8	63.6
Had Intercepted	20	9
PUNTS/AVERAGE	55/39.0	77/40.9
NET PUNTING AVG.	55/32.8	77/34.8
PENALTIES/YARDS	104/877	99/829
FUMBLES/BALL LOST	21/7	23/13
TOUCHDOWNS	45	39
Rushing	21	21
Passing	21	15
Returns	3	3

SCORE BY PERIODS	1	2	3	4	OT	PTS
BRONCOS	70	93	93	133	3	392
OPPONENTS	34	126	76	102	6	344

SCORING	TD	Ru	Pa	Ret	PAT	FG	S	PTS
Elam	0	0	0	0	42/43	26/36	0	120
Portis	17	15	2	0	0/0	0/0	0	102
R. Smith	5	0	5	0	0/0	0/0	0	30
Anderson	4	2	2	0	0/0	0/0	0	24
Sharpe	3	0	3	0	0/0	0/0	0	18
Droughns	2	1	1	0	0/0	0/0	0	12
Hape	2	0	2	0	0/0	0/0	0	12
Lelie	2	0	2	0	0/0	0/0	0	12
McCaffrey	2	0	2	0	0/0	0/0	0	12
O'Neal	2	0	0	2	0/0	0/0	0	12
Beuerlein	1	1	0	0	0/0	0/0	0	6
Carswell	1	0	1	0	0/0	0/0	0	6
Gary	1	1	0	0	0/0	0/0	0	6
Griese	1	1	0	0	0/0	0/0	0	6
McGlockton	1	0	0	1	0/0	0/0	0	6
Montgomery	1	0	1	0	0/0	0/0	0	6
TEAM	0	0	0	0	0/0	0/0	1	2
BRONCOS	45	21	21	3	42/43	26/36	1	392
OPPONENTS	39	21	15	3	33/34	25/32	0	344

2-PT. CONVERSIONS: BRONCOS 0-2, OPPONENTS 1-5

SACKS: Pryce 9.0, Berry, 6.5, Gold, 6.5, Wilson 5.0, Pope 4.0, McGlockton 2.5, Dalton 1.0, Mobley 1.0, Poole 1.0, Reagor 1.0, Reese 0.5, **BRONCOS 40.0, OPPONENTS 46.0**

PASSING	Att.	Comp.	Yds.	Comp.%	Yds/Att.	TD	TD%	Int	Int%	Long	Sack/Lost	Rating
Griese	436	291	3214	66.7	7.37	15	3.4	15	3.4	82t	34/237	85.6
Beuerlein	117	68	925	58.1	7.91	6	5.1	5	4.3	52	12/78	82.7
Smith	1	0	0	0.0	0.0	0	0.0	0	0.0	0	0/0	39.6
BRONCOS	554	359	4139	64.8	7.47	21	3.8	20	3.6	82t	46/315	84.8
OPPONENTS	566	360	3588	63.6	6.34	15	2.7	9	1.6	75t	40/251	83.7

INTERCEPTIONS	No.	Yds.	Avg.	Long	TD
O'Neal	5	70	14.0	28t	2
Reagor	1	31	31.0	31	0
Walker	1	8	8.0	8	0
K. Herndon	1	0	0.0	0	0
Washington	1	-2	-2.0	-2	0
BRONCOS	9	107	11.9	31	2
OPPONENTS	20	310	15.5	98t	2

PUNTING	No.	Yds.	Avg.	Net	TB	In20	Yds	B
Knorr LG	71	2834	39.9	34.8	6	19	59	0
Knorr TM	24	906	37.8	34.1	2	8	59	0
Rouen TM	29	1239	42.7	31.7	4	6	63	2
BRONCOS	55	2145	39.0	32.8	6	14	63	2
OPPONENTS	77	3153	40.9	34.8	10	23	70	2

PUNT RETURNS	No.	FC	Yds.	Avg.	Long	TD
O'Neal	30	7	251	8.4	53	0
Poole	4	0	24	6.0	16	0
BRONCOS	34	7	275	8.1	53	0
OPPONENTS	23	10	223	9.7	40	0

KICKOFF RETURNS	No.	Yds.	Avg.	Long	TD
Droughns	20	516	25.8	53	0
Kasper TM	15	393	26.2	56	0
Montgomery	15	370	24.7	40	0
Reagor	4	74	18.5	25	0
Anderson	2	39	19.5	23	0
Carswell	2	14	7.0	14	0
Coleman	1	6	6.0	6	0
Gary	1	13	13.0	13	0
Hape	1	16	16.0	16	0
O'Neal	1	15	15.0	15	0
BRONCOS	62	1456	23.5	56	0
OPPONENTS	81	1781	22.0	66	0

FIELD GOALS	1-19	20-29	30-39	40-49	50+
Elam	1/1	9/9	7/9	5/11	4/6
BRONCOS	1/1	9/9	7/9	5/11	4/6
OPPONENTS	0/0	8/8	5/7	8/13	4/4

ELAM: (41G,34G,32G)(28G)(49N)(40G,57N,44N)(36G,43B)(33G,52G,23G,40G,55G)(32G,33G,25G)(48N,19G,39N)(27G)(40N,45G)(54G,24G,53N)(22G,23G,33N,46N)(30G)(25G)(44G,54G,21G)

OPPONENTS: (41G,43G,39N,39G)(38G)(23G,41G)(24G)(48N,53G)(41G,32G,43N)(26G)(47G,32G)(52G,37G,29G)(41G,54G,51G)(42N,20G,40G,49N,38B,27G)(43G,21G)(43N,21G)(0)

2002 DEFENSIVE STATS

(based on coaches' film review)

	TT	UT	A	S-YDS	I-YDS	PD	FF	FR
1 Wilson	199	158	41	5-35	0-0	4	1	2
2 Gold	166	130	36	6.5-34	0-0	5	3	1
3 Mobley	142	106	36	1-9	0-0	7	1	2
4 Kennedy	98	72	26	0-0	0-0	8	0	0
5 Walker	69	60	9	0-0	1-8	14	0	0
6 O'Neal	68	59	9	0-0	5-70	15	0	0
7 McGlockton	63	42	21	2.5-12	0-0	3	0	1
8 Pryce	61	51	10	9-68.0	0-0	1	1	1
9 Reese	58	48	10	0.5-6	0-0	5	1	0
10 Poole	55	51	4	1-6	0-0	10	1	0
11 Pittman	50	39	11	0-0	0-0	0	1	0
12 Dalton	39	33	6	1-13.0	0-0	1	1	0
13 Reagor	24	16	8	1-9.0	1-31	1	0	0
14 Pope	22	19	3	4-16.0	0-0	1	0	0
15 Brandon	18	16	2	0-0	0-0	2	1	1
16 Berry	14	12	2	6.5-30.0	0-0	2	0	2
17 Washington	13	9	4	0-0	1-2	1	0	0
18 Hayward	10	7	3	0-0	0-0	0	0	0
19 Spencer	4	4	0	0-0	0-0	1	0	0
20 Team	2	2	0	2-13.0	0-0	0	0	0
21 Burns	1	1	0	0-0	0-0	0	0	0
22 K. Herndon	0	0	0	0-0	1-0	1	0	0
TOTALS	1,176	935	241	40-251	9-107	82	11	10

2002 GAMES STARTED

OFFENSE	DEFENSE	
QB Beuerlein, Steve	3 DE Berry, Bertrand	1
QB Griese, Brian	13 DE Pittman, Kavika	15
RB Anderson, Mike	12 DE Pryce, Trevor	16
RB Gary, Olandis	2 DT Dalton, Lional	13
RB Portis, Clinton	12 DT McGlockton, Chester	15
WR Lelie, Ashley	1 DT Poe, Monsanto	1
WR McCaffrey, Ed	16 DT Reagor, Montae	1
WR Smith, Rod	16 LB Burns, Keith	1
TE Carswell, Dwayne	7 LB Gold, Ian	16
TE Putzier, Jeb	1 LB Mobley, John	16
TE Sharpe, Shannon	13 LB Wilson, Al	15
C Nalen, Tom	7 CB O'Neal, Deltha	14
G/C Hamilton, Ben	16 CB Poole, Tyrone	4
T Brockmeyer, Blake	1 CB Walker, Denard	16
T Lepsis, Matt	15 S Brandon, Sam	2
T Salaam, Ephraim	16 S Kennedy, Kenoy	15
G Herndon, Steve	9 S Reese, Izell	15
G Neil, Dan	16	

2002 COACHES

Mike Shanahan (Head Coach), **Jacob Burney** (Defensive Line), **Frank Bush** (Special Teams), **Larry Coyer** (Linebackers), **Rick Dennison** (Offensive Line), **Karl Dorrell** (Wide Receivers), **George Dyer** (Asst. to Head Coach), **Alex Gibbs** (Assistant Head Coach/Off. Line), **David Gibbs** (Secondary), **Gary Kubiak** (Off. Coord./QB's), **Anthony Lynn** (Special Teams Assistant), **Pat McPherson** (Off. Asst.), **Keith Millard** (Asst. Def. Line/Pass Rush Spec.), **Ron Milus** (Nickel Backs), **Brian Pariani** (Tight Ends), **Ray Rhodes** (Def. Coordinator), **Greg Saporta** (Asst. Strength & Cond.), **Cedric Smith** (Asst. Strength & Cond.), **Bobby Turner** (Running Backs), **Rich Tuten** (Strength & Conditioning), **Steve Watson** (Def. Asst.).

2002 LEADERS / RANKINGS

INDIVIDUAL	PLAYER	NO.	AFC RANK	NFL RANK	NFL LEADER	NO.
Points	Elam	120	3	7	Holmes (KC)	144
Rushing Yards	Portis	1,508	4	4	Williams (MIA)	1,853
Passing Yards	Griese	3,214	8	12	Gannon (OAK)	4,689
Passer Rating	Griese	85.6	8	15	Pennington (NYJ)	104.2
Receiving Yards	R. Smith	1,027	9t	19t	Harrison (IND)	1,722
Receptions	R. Smith	89	8t	12t	Harrison (IND)	143
Interceptions	O'Neal	5	7t	10	Kelly (TB)/Woodson (OAK)	8
Sacks	Pryce	9.0	7t	18t	Taylor (MIA)	18.5

OFFENSE	NO.	AFC RANK	NFL RANK	NFL LEADER	NO.
Points Per Game	24.5	3	7	Kansas City	29.2
Total Yards Per Game	380.6	2	3	Oakland	389.8
Yards Per Play	5.8	3	3	Oakland	6.2
Rushing Yards Per Game	141.6	3	5	Minnesota	156.7
Net Passing Yards Per Game	239.0	5	8	Oakland	279.7

DEFENSE	NO.	AFC RANK	NFL RANK	NFL LEADER	NO.
Points Per Game	21.5	8	15	Tampa Bay	12.3
Total Yards Per Game	301.6	2	6	Tampa Bay	252.8
Yards Per Play	4.9	2	7	Tampa Bay	4.2
Rushing Yards Per Game	83.1	4	4	Pittsburgh	85.9
Net Passing Yards Per Game	208.6	9	17	Tampa Bay	155.6

2002 KEY AWARDS

Pro Bowl (2): DE Trevor Pryce, LB Al Wilson. **AP NFL Offensive Rookie of the Year:** RB Clinton Portis.

2002 NFL STANDINGS

AFC EAST

Team	W	L	T	Pct	PF	PA
y-New York Jets	9	7	0	.562	359	336
New England	9	7	0	.562	381	346
Miami	9	7	0	.562	378	301
Buffalo	8	8	0	.500	379	397

AFC NORTH

Team	W	L	T	Pct	PF	PA
y-Pittsburgh	10	5	1	.666	390	345
x-Cleveland	9	7	0	.562	344	320
Baltimore	7	9	0	.438	316	354
Cincinnati	2	14	0	.125	279	456

AFC SOUTH

Team	W	L	T	Pct	PF	PA
yz-Tennessee	11	5	0	.688	367	324
x-Indianapolis	10	6	0	.625	349	313
Jacksonville	6	10	0	.375	328	315
Houston	4	12	0	.250	213	356

AFC WEST

Team	W	L	T	Pct	PF	PA
*yz-Oakland	11	5	0	.688	450	304
Denver	9	7	0	.562	392	344
San Diego	8	8	0	.500	333	367
Kansas City	8	8	0	.500	467	399

NFC EAST

Team	W	L	T	Pct	PF	PA
*yz-Philadelphia	12	4	0	.750	415	241
x-New York Giants	10	6	0	.625	320	279
Washington	7	9	0	.438	307	365
Dallas	5	11	0	.312	217	329

NFC NORTH

Team	W	L	T	Pct	PF	PA
y-Green Bay	12	4	0	.750	398	328
Minnesota	6	10	0	.375	390	442
Chicago	4	12	0	.250	281	379
Detroit	3	13	0	.188	306	451

NFC SOUTH

Team	W	L	T	Pct	PF	PA
yz-Tampa Bay	12	4	0	.750	346	196
x-Atlanta	9	6	1	.594	402	314
New Orleans	9	7	0	.562	432	388
Carolina	7	9	0	.438	258	302

NFC WEST

Team	W	L	T	Pct	PF	PA
y-San Francisco	10	6	0	.625	367	351
St. Louis	7	9	0	.438	316	369
Seattle	7	9	0	.438	355	369
Arizona	5	11	0	.312	262	417

x - Playoffs; y - Division Title; z - First-round Bye; * - Home-field Advantage

WILD CARD PLAYOFF GAMES

- 1/4 - at New York Jets 41, Indianapolis 0
- 1/4 - Atlanta 27, at Green Bay 7
- 1/5 - at Pittsburgh 36, Cleveland 33
- 1/5 - at San Francisco 39, New York Giants 38

DIVISIONAL PLAYOFF GAMES

- 1/11 - at Philadelphia 20, Atlanta 6
- 1/11 - at Tennessee 34, Pittsburgh 31
- 1/12 - at Tampa Bay 31, San Francisco 6
- 1/12 - at Oakland 30, New York Jets 10

CONFERENCE CHAMPIONSHIPS

- 1/19 - Tampa Bay 27, at Philadelphia 10
- 1/19 - at Oakland 41, Tennessee 24

SUPER BOWL XXXVII (SAN DIEGO)

- 1/26 - Tampa Bay 48, Oakland 21



2001 FINAL STATISTICS (8-8)

Head Coach: Mike Shanahan AFC West: 3rd Home Stadium: INVESCO Field at Mile High

Date	W-L	Score	Opponent	Attendance	RUSHING	No.	Yds.	Avg.	Long	TD
Sept 10	W	31-20	New York Giants	75,735	T. Davis	167	701	4.2	57	0
Sept 23	W	38-17	at Arizona	50,913	Anderson	175	678	3.9	62t	4
Sept 30	L	13-20	Baltimore	75,082	Gary	57	228	4.0	29	1
Oct 7	W	20-6	Kansas City	75,037	Griese	50	173	3.5	24	1
Oct 14	L	21-34	at Seattle	61,837	R. Smith	3	27	9.0	17	0
Oct 21	L	10-27	at San Diego	67,521	Kasper	3	19	6.3	27	0
Oct 28	W	31-20	New England	74,750	Coleman	4	17	4.3	8	0
Nov 5	L	28-38	at Oakland	74,750	Frerotte	10	9	0.9	4t	1
Nov 11	W	26-16	San Diego	62,637	Kennison TM	3	9	3.0	10	0
Nov 18	L	10-17	Washington	74,951	Jackson	5	7	1.4	4	0
Nov 22	W	26-24	at Dallas	64,104	Montgomery	1	5	5.0	5	0
Dec 2	L	10-21	at Miami	73,938	Carter	1	4	4.0	4	0
Dec 9	W	20-7	Seattle	74,524	Hape	2	0	0.0	0	0
Dec 16	L	23-26	at Kansas City (OT)	77,778	BRONCOS	481	1877	3.9	62t	7
Dec 30	W	23-17	Oakland	75,582	OPPONENTS	406	1492	3.7	60t	9
Jan 6	L	10-29	at Indianapolis	56,192						

TEAM STATISTICS	Den	Opp	RECEIVING	No.	Yds.	Avg.	Long	TD
TOTAL FIRST DOWNS	304	292	R. Smith	113	1343	11.9	65t	11
Rushing	106	86	De. Clark	51	566	11.1	39	6
Passing	174	176	Carswell	34	299	8.8	25	4
Penalty	24	30	Kennison TM	15	169	11.3	36	1
3RD DOWN: MADE/ATT	83/129	63/191	Hape	15	96	6.4	25	3
3rd Down Pct.	37.9	33.0	T. Davis	12	69	5.8	16	0
4TH DOWN: MADE/ATT	4/10	4/10	Montgomery	11	99	9.0	23	0
4th Down Pct.	40.0	40.0	Carter	11	83	7.5	17	0
POSSESSION AVG.	31:23	28:37	Cole	9	128	14.2	21	0
TOTAL NET YARDS	4817	4774	Kasper	8	64	10.5	21	0
Avg. Per Game	301.1	298.4	Anderson	8	46	5.8	16	0
Total Plays	1034	960	McCaffrey	6	94	15.7	28	1
Avg. Per Play	4.7	5.0	Coleman	6	45	7.5	9	0
NET YARDS RUSHING	1877	1492	Poole	5	38	7.6	10	0
Avg. Per Game	117.3	93.3	Gary	4	29	7.3	11	0
Total Rushes	481	406	Dominguez	3	26	8.7	12	0
NET YARDS PASSING	2940	3282	Griese	1	-6	-6.0	-6	0
Avg. Per Game	183.8	205.1	BRONCOS	312	3208	10.3	65t	26
Sacked/Yards Lost	42/268	39/279	OPPONENTS	308	3561	11.6	72t	23
Gross Yards	3208	3561						
Att./Completions	511/312	515/308	INTERCEPTIONS	No.	Yds.	Avg.	Long	TD
Completion Pct.	61.1	59.8	O'Neal	9	115	12.8	42	0
Had Intercepted	19	22	Walker	3	60	20.0	39t	1
PUNTS/AVERAGE	82/44.7	77/47.0	Spencer	3	25	8.3	18	0
NET PUNTING AVG.	82/36.5	77/38.1	McGlockton	2	17	8.5	17	0
PENALTIES/YARDS	95/917	100/853	Brown	2	0	0.0	0	0
FUMBLES/BALL LOST	24/8	26/15	Mobley	1	17	17.0	17	0
TOUCHDOWNS	35	38	Kennedy	1	6	6.0	6	0
Rushing	7	9	Coghill	1	0	0.0	0	0
Passing	26	23	BRONCOS	22	240	10.9	42	1
Returns	2	6	OPPONENTS	19	256	13.5	56t	2

Avg. Per Game	183.8	205.1					INTERCEPTIONS		No.	Yds.	Avg.	Long	TD			
Sacked/Yards Lost	42/268	39/279					O'Neal		9	115	12.8	42	0			
Gross Yards	3208	3561					Walker		3	60	20.0	39t	1			
Att./Completions	511/312	515/308					Spencer		3	25	8.3	18	0			
Completion Pct.	61.1	59.8					McCluckton		2	17	8.5	17	0			
Had Intercepted	19	22					Brown		2	0	0.0	0	0			
PUNTS/AVERAGE	82/44.7	77/47.0					Mobley		1	17	17.0	17	0			
NET PUNTING AVG.	82/36.5	77/38.1					Kennedy		1	6	6.0	6	0			
PENALTIES/YARDS	95/917	100/853					Coghill		1	0	0.0	0	0			
FUMBLES/BALL LOST	24/8	26/15					BRONCOS		22	240	10.9	42	1			
TOUCHDOWNS	35	38					OPPONENTS		19	256	13.5	56t	2			
Rushing	7	9														
Passing	26	23					PUNTING		No.	Yds.	Avg.	Net	TB	In20	Long	B
Returns	2	6					Rouen		81	3668	45.3	36.5	8	25	64	1
							BRONCOS		82	3668	44.7	36.5	8	25	64	1
							OPPONENTS		77	3618	47.0	38.1	14	26	90	0
SCORE BY PERIODS	1	2	3	4	OT	PTS										

2-PT. CONVERSIONS													PUNT RETURNS					
BRONCOS		50	128	89	73	0	3	340	No.		FC	Yds.	Avg.	Long	TD			
OPPONENTS		65	94	58	119	3	339	O'Neal		31	9	405	13.1	86t	1			
SCORING													BRONCOS			OPPONENTS		
TD		Ru	Pa	Ret	PAT	FG	S	PTS	48		10	517	10.8	65t	1			
Elam		0	0	0	31/31	31/36	0	124	KICKOFF RETURNS		No.		Yds.	Avg.	Long	TD		
R. Smith		11	0	11	0	0	0	68	Cole		48	1127	23.5	52	0	0		
De. Clark		6	0	6	0	0	0	36	Kasper		14	372	26.6	37	0	0		
Anderson		4	4	0	0	0	0	26	Carter		2	44	22.0	24	0	0		
Carswell		4	0	4	0	0	0	26	De. Clark		1	11	11.0	11	0	0		
Hape		3	0	3	0	0	0	18	Gary		1	18	18.0	18	0	0		
Frerotte		1	1	0	0	0	0	6	D. Smith		1	4	4.0	4	0	0		
Gary		1	1	0	0	0	0	6	BRONCOS		67	1576	23.5	52	0	0		
Griese		1	1	0	0	0	0	6	OPPONENTS		69	1526	22.1	88t	1	1		
Kennison TM		1	0	1	0	0	0	6	FIELD GOALS		1-19	20-29	30-39	40-49	50+	5+		
McCaffrey		1	0	1	0	0	0	6	Elam		0/0	11/11	8/8	10/13	2/4	2/4		
O'Neal		1	0	0	1	0	0	6	BRONCOS		0/0	11/11	8/8	10/13	2/4	2/4		
Walker		1	0	0	1	0	0	6	OPPONENTS		0/0	12/13	3/3	8/10	2/3	2/3		
BRONCOS		35	7	26	2	31/31	31/36	0	340									
OPPONENTS		38	9	23	6	36/37	25/29	0	339									

ELAM: (65N,37G)(49G,31G,35G)(43G,49G)(48G,24G) () (45G,42N) (50G)(39G,21G,48B)(25G,29G,26G,33G) (33G) (24G,50G,46G,28G) (45G)(42G,20G)(34G,45N,36G,49G) (27G,25G,42G)(54N,25G)

OPPONENTS: (63N)(28G)(29G,26G)(23G,35G)(44G, 23G) (21G,51G) (24G,44G)(31G)(29G)(48G)(43G)() (41N) (51G,43G,28N,41G,41N,32G) (28G)(22G,40G,45G,22G,25G)

2001 DEFENSIVE STATS

(based on coaches' film review)

	TT	UT	A	S-YDS	I-YDS	PD	FF	FR
1 Mobley	133	101	32	1-6	1-17	3	2	3
2 Wilson	128	98	30	3-25	0-0	7	1	0
3 Romanowski	116	84	32	7-44	0-0	2	1	0
4 Brown	98	78	20	3-26	2-6	8	1	1
5 Kennedy	92	70	22	2-18	1-6	6	0	0
6 O'Neal	60	53	7	0-0	9-115	18	0	0
Washington	60	44	16	4-20	0-0	0	1	1
8 Pryce	55	42	13	7-50	0-0	3	2	0
9 Walker	52	44	8	0-0	3-60	3	0	0
10 Pittman	50	43	7	1-14	0-0	1	1	1
11 McGlockton	43	39	4	1-8	2-17	3	1	0
12 Gold	28	22	6	3-14	0-0	2	1	0
13 Spencer	23	21	2	0-0	3-25	9	0	1
14 Hayward	22	16	6	3-21	0-0	0	0	0
15 Berry	17	13	4	2-12	0-0	1	0	2
16 Lett	15	14	1	0-0	0-0	1	0	0
17 E. Davis	11	6	5	0-0	0-0	1	0	1
18 Coghill	6	5	1	0-0	1-0	0	0	0
Reagar	6	6	0	1-6	0-0	0	0	0
20 Johnson	5	4	1	0-0	0-0	0	0	0
21 Woodall	4	3	1	1-6	0-0	0	0	0
22 Burns	3	2	1	0-0	0-0	0	0	0
23 Jenkins	1	1	0	0-0	0-0	0	0	0
TOTAL	1,028	809	219	39-279	22-240	68	11	10

2001 GAMES STARTED

OFFENSE

QB Frerotte, Gus	1	DE Hayward, Reggie	2
QB Griese, Brian	15	DE Pittman, Kavika	14
RB Anderson, Mike	7	DE Washington, Keith	16
RB Davis, Terrell	8	DT McGlockton, Chester	16
RB Gary, Olandis	1	DT Pryce, Trevor	16
FB Carter, Tony	6	LB Mobley, John	16
FB Hape, Patrick	8	LB Romanowski, Bill	16
WR Cole, Chris	1	LB Wilson, Al	16
WR Kasper, Kevin	5	CB O'Neal, Deltha	16
WR McCaffrey, Ed	1	CB Spencer, Jimmy	1
WR Smith, Rod	14	CB Walker, Denard	15
TE Carswell, Dwayne	16	S Brown, Eric	16
TE Clark, Desmond	1	S Kennedy, Kenoy	16
C Nalen, Tom	16		
T Lepsis, Matt	16		
T Teague, Trey	16		
G Friedman, Lennie	14		
G Herndon, Steve	3		
G Neil, Dan	15		

2001 COACHES

Mike Shanahan (Head Coach), **Frank Bush** (Special Teams), **Larry Coyer** (Linebackers), **Rick Dennison** (Offensive Line), **Karl Dorrell** (Wide Receivers), **George Dyer** (Def. Line), **Alex Gibbs** (Asst. Head Coach/Off. Line), **David Gibbs** (Safeties), **Gary Kubiak** (Off. Coord./DBs), **Anthony Lynn** (Special Teams Asst.), **Pat McPherson** (Off. Asst.), **Ron Milus** (Def. Backs), **Brian Pariani** (Tight Ends), **Ray Rhodes** (Def. Coord.), **Greg Saporta** (Asst. Strength & Cond.), **Cedric Smith** (Asst. Strength & Cond.), **John Teerlinck** (Pass Rush Specialist), **Bobby Turner** (Running Backs), **Rich Tuten** (Strength & Cond.), **Steve Watson** (Def. Asst.), **Zaven Yarlalian** (Head Coach's Asst.).

2001 LEADERS / RANKINGS

INDIVIDUAL	PLAYER	NO.	AFR RANK	NFL RANK	NFL LEADER	NO.
Points	Elam	124	21	31	Wilkins (STL)	127
Rushing Yards	Davis	701	14	24	Holmes (KC)	1,555
Passing Yards	Griese	2,827	13	23	Warner (STL)	4,830
Passer Rating	Griese	78.5	8	15	Warner (STL)	101.4
Receiving Yards	R. Smith	1,343	3	6	Boston (ARI)	1,598
Receptions	R. Smith	113	1	1	Smith (DEN)	113
Interceptions	O'Neal	19	21	31	Barber (TB/Henry) (CLE)	10
Sacks	Pryce/Romanowski	7	211	371	Strahan (NYG)	22.5
OFFENSE		NO.	AFR RANK	NFL RANK	NFL LEADER	NO.
Points Per Game		21.3	61	91	St. Louis	31.4
Total Yards Per Game		301.1	12	22	St. Louis	418.1
Yards Per Play		4.7	12	231	St. Louis	6.6
Rushing Yards Per Game		117.3	6	10	Pittsburgh	173.4
Net Passing Yards Per Game		183.8	13	25	St. Louis	291.4
DEFENSE		NO.	AFR RANK	NFL RANK	NFL LEADER	NO.
Points Per Game		21.2	12	21	Chicago	12.7
Total Yards Per Game		298.4	4	8	Pittsburgh	258.6
Yards Per Play		5.0	81	151	Baltimore	4.4
Rushing Yards Per Game		93.3	4	6	Pittsburgh	74.7
Net Passing Yards Per Game		205.1	10	16	Miami	176.8

2001 KEY AWARDS

Pro Bowl (7): TE Dwayne Carswell, K Jason Elam, LB Ian Gold, CB Deltha O'Neal, DT Trevor Pryce, WR Rod Smith, LB Al Wilson. **AP All-Pro (3):** K Jason Elam (second team), DT Trevor Pryce (second team), WR Rod Smith (second team). **NFL Alumni Special Teams Player of the Year:** K Jason Elam.

2001 NFL STANDINGS

AFC EAST

Team	W	L	T	Pct	PF	PA
yz-New England	11	5	0	.688	371	272
x-Miami	11	5	0	.688	344	290
x-New York Jets	10	6	0	.625	308	295
Indianapolis	6	10	0	.375	413	486
Buffalo	3	13	0	.188	265	420

AFC CENTRAL

Team	W	L	T	Pct	PF	PA
*yz-Pittsburgh	13	3	0	.812	352	212
x-Baltimore	10	6	0	.625	303	265
Cleveland	7	9	0	.438	285	319
Tennessee	7	9	0	.438	336	388
Jacksonville	6	10	0	.375	294	286
Cincinnati	6	10	0	.375	226	309

AFC WEST

Team	W	L	T	Pct	PF	PA
y-Oakland	10	6	0	.625	399	327
Seattle	9	7	0	.562	301	324
Denver	8	8	0	.500	340	339
Kansas City	6	10	0	.375	320	344
San Diego	5	11	0	.312	332	321

NFC EAST

Team	W	L	T	Pct	PF	PA
y-Philadelphia	11	5	0	.688	343	208
Washington	8	8	0	.500	256	303
New York Giants	7	9	0	.438	294	321
Arizona	7	9	0	.438	295	343
Dallas	5	11	0	.312	246	338

NFC CENTRAL

Team	W	L	T	Pct	PF	PA
yz-Chicago	13	3	0	.812	338	203
x-Green Bay	12	4	0	.750	390	266
x-Tampa Bay	9	7	0	.562	324	280
Minnesota	5	11	0	.312	290	390
Detroit	2	14	0	.125	270	424

NFC WEST

Team	W	L	T	Pct	PF	PA
*yz-St. Louis	14	2	0	.875	503	273
x-San Francisco	12	4	0	.750	409	282
New Orleans	7	9	0	.438	333	409
Atlanta	7	9	0	.438	291	377
Carolina	1	15	0	.062	253	410

x - Playoffs; y - Division Title; z - First-round Bye; * - Home-field Advantage

WILD CARD PLAYOFF GAMES

- 1/12 - at Philadelphia 31, Tampa Bay 9
- 1/12 - at Oakland 38, New York Jets 24
- 1/13 - at Green Bay 25, San Francisco 15
- 1/13 - Baltimore 20, at Miami 3

DIVISIONAL PLAYOFF GAMES

- 1/19 - Philadelphia 33, at Chicago 19
- 1/19 - at New England 16, Oakland 13 (OT)
- 1/20 - at St. Louis 45, Green Bay 17
- 1/20 - at Pittsburgh 27, Baltimore 10

CONFERENCE CHAMPIONSHIPS

- 1/27 - at St. Louis 29, Philadelphia 24
- 1/27 - New England 24, at Pittsburgh 17

SUPER BOWL XXXVI (New Orleans)

- 2/3 - New England 20, St. Louis 17

2000 FINAL STATISTICS (11-5)

Head Coach: Mike Shanahan **AFC West:** 2nd **Home Stadium:** Mile High Stadium

Date	W-L	Score	Opponent	Attendance	RUSHING	No.	Yds.	Avg.	Long	TD
Sept 4	L	36-41	at St. Louis	65,956	Anderson	297	1487	5.0	80t	15
Sept 10	W	42-14	Atlanta	75,466	Davis	78	282	3.6	24	2
Sept 17	W	33-24	at Oakland	62,078	Coleman	54	183	3.4	24t	1
Sept 24	L	22-23	Kansas City	74,596	Griese	29	102	3.5	18	1
Oct 1	L	19-28	New England	75,684	R. Smith	6	99	16.5	50t	1
Oct 8	W	21-7	at San Diego	56,079	Gary	13	80	6.2	25	0
Oct 15	W	44-10	Cleveland	75,811	Frerotte	22	64	2.9	13t	1
Oct 22	L	21-31	at Cincinnati	61,603	Harris TM	10	22	2.2	6	0
Nov 5	W	30-23	at New York Jets	78,305	Griffith	5	4	0.8	3	0
Nov 13	W	27-24	Oakland	75,951	Brancos	1	-1	-1.0	-1	0
Nov 19	W	38-37	San Diego	75,218	Rosen	1	-11	-11.0	-10	0
Dec 3	W	38-31	at Seattle	68,661	516	2311	4.5	80	21	0
Dec 3	W	38-23	at New Orleans	64,900	OPPONENTS	344	1598	4.6	77t	13
Dec 10	W	31-24	Seattle	75,218						
Dec 17	L	7-20	at Kansas City	78,406	RECEIVING	No.	Yds.	Avg.	Long	TD
Dec 23	W	38-9	San Francisco	76,098	McCaffrey	101	1317	13.0	61	9

TEAM STATISTICS	Den	Opp
TOTAL FIRST DOWNS	383	294
Rushing	124	80
Passing	223	189
Penalty	36	25
3RD DOWN: MADE/ATT	97/218	66/191
3rd Down Pct.	44.5	34.6
4TH DOWN: MADE/ATT	9/17	6/18
4th Down Pct.	52.9	33.3
POSSESSION AVG.	33:15	26:45
TOTAL NET YARDS	6554	5544
Avg. Per Game	409.6	346.5
Total Plays	1115	962
Avg. Per Play	5.9	5.8
NET YARDS RUSHING	2331	1530
Avg. Per Game	144.4	99.9
Total Rushes	516	344
NET YARDS PASSING	4243	3946
Avg. Per Game	265.2	246.6
Sacked/Yards Lost	30/221	44/251
Gross Yards	4464	4197
Att./Completions	569/354	574/310
Completion Pct.	62.2	54.0
Had Intercepted	12	27
PUNTS/AVERAGE	62/39.6	73/43.8
NET PUNTING AVG.	62/32.3	73/37.4
PENALTIES/YARDS	89/792	109/898
FUMBLES/BALL LOST	26/13	31/17
TOUCHDOWNS	58	58
Rushing	21	13
Passing	28	26
Returns	9	6

SCORE BY PERIODS	1	2	3	4	OT	PTS
BRONCOS	88	156	121	120	0	485
OPPONENTS	57	120	96	96	0	369

SCORING	TD	Ru	Pa	Ret	PAT	FG	\$	PTS
Elam	0	0	0	0	49/49	18/24	0	103
Anderson	15	15	0	0			0	92
McCaffrey	9	0	9	0			0	56
R. Smith	9	1	8	0			0	54
Nedney TM	0	0	0	0	4/4	8/10	0	28
Lindsey LG	0	0	0	0	5/5	5/7	0	20
Carswell	3	0	3	0			0	18
De. Clark	3	0	3	0			0	18
Davis	2	2	0	0			0	12
Griffith	2	2	0	0			0	12
Spencer	2	0	0	2			0	12
Buckley	1	0	0	1			0	6
Chamberlain	1	0	1	0			0	6
Coleman	1	1	0	0			0	6
Crockett	1	0	0	1			0	6
Frerotte	1	1	0	0			0	6
Gold	1	0	0	1			0	6
Griese	1	1	0	0			0	6
Jenkins	1	0	1	1			0	6
McGriff	1	0	1	0			0	6
O'Neal	1	0	0	1			0	6
Pryce	1	0	0	1			0	6
D. Smith	1	0	1	0			0	6
Stuttle	1	0	0	1			0	6
TEAM	0	0	0	0			1	2
BRONCOS	58	21	28	9	53/53	26/34	1	485
OPPONENTS	45	13	26	6	42/43	19/23	0	369

2-PT. CONVERSIONS: Anderson, McCaffrey, **BRONCOS 2-5, OPPONENTS 0-2**

SACKS: Pryce 12.0, Pittman 7.0, Wilson 5.0, Tanuvasa 4.0, Romanowski 3.5, Hasselbach 2.5, Gold 2.0, Mobley 2.0, Reagor 2.0, E. Brown 1.0, Crockett 1.0, Spencer 1.0, Traylor 1.0. **BRONCOS 44.0, OPPONENTS 30.0**

PASSING	Att.	Comp.	Yds.	Comp. %	Yds/Att.	TD	TD%	Int	Int%	Long	Sack/Lost	Rating
Griese	336	216	2688	64.3	8.00	19	5.7	4	1.2	61	17/139	102.9
Frerotte	232	138	1776	59.5	7.66	9	3.9	8	3.4	44	12/77	82.1
Jackson	1	0	0	0.0	0.00	0	0.0	0	0.0	0	1/5	39.6
BRONCOS	569	354	4464	62.2	7.85	28	4.9	12	2.1	61	30/221	94.2
OPPONENTS	574	310	4197	54.0	7.31	26	4.5	27	4.7	83	44/251	73.1

2000 DEFENSIVE STATS

(based on coaches' film review)

	TT	UT	A	S-YDS	I-YDS	PD	FF	FR
1 Mobley	133	92	41	2-16	1-9	10	2	0
2 Romanowski	121	88	33	3.5-17	2-0	3	2	2
3 Jenkins	109	87	22	0-0	4-3	7	3	0
4 Wilson	104	73	31	5-31	3-21	6	1	0
5 E. Brown	102	86	16	1-8	3-9	7	0	3
6 Traylor	53	44	9	1-0	0-0	2	2	1
7 Pryce	44	36	8	12-76.5	0-0	0	2	1
8 Spencer	40	35	5	1-1	3-102	6	1	0
9 Pittman	39	33	6	7-43	0-0	1	1	1
10 Buckley	33	32	1	0-0	6-110	8	0	0
11 Crockett	32	29	3	1-6	4-31	7	1	0
Tanuvasa	32	28	4	4-19	0-0	0	0	4
13 Gold	21	20	1	2-4	0-0	0	1	0
14 Cadrez	14	7	7	0-0	0-0	1	0	0
15 Reagar	13	13	0	2-19	0-0	1	0	0
Lodish	13	10	3	0-0	0-0	0	0	0
Hasselbach	13	8	5	2.5-10.5	0-0	0	1	0
18 Kennedy	6	6	0	0-0	1-0	0	0	0
19 Archambeau	2	2	0	0-0	0-0	0	0	0
O'Neal	2	2	0	0-0	0-0	5	1	1
Suttle	2	2	0	0-0	0-0	0	0	0
Burns	2	1	1	0-0	0-0	1	0	0
23 Coghill	1	1	0	0-0	0-0	0	1	0
TOTAL	931	735	196	44-251	27-343	65	19	13

2000 GAMES STARTED

OFFENSE

OFFENSE	DEFENSE
QB Frerotte, Gus	6 DE Hasselbach, Harald
QB Griese, Brian	10 DE Pittman, Kavika
RB Anderson, Mike	12 DE Tanuvasa, Maa
RB Davis, Terrell	4 DT Pryce, Trevor
FB Griffith, Howard	14 DT Traylor, Keith
WR McCaffrey, Ed	16 LB Cadrez, Glenn
WR Smith, Rod	16 LB Mobley, John
TE Carswell, Dwayne	16 LB Romanowski, Bill
TE Clark, Desmond	2 LB Wilson, Al
C Nalen, Tom	16 CB Buckley, Terrell
T Jones, Tony	16 CB Crockett, Ray
T Lepsis, Matt	16 CB Spencer, Jimmy
G Friedman, Lennie	8 S Brown, Eric
G Neil, Dan	16 S Jenkins, Billy
G Schlereth, Mark	8

2000 COACHES

Mike Shanahan (Head Coach), **Frank Bush** (Nickel Package/Secondary), **Larry Coyer** (Linebackers), **Rick Dennison** (Special Teams), **Karl Dorrell** (Wide Receivers), **George Dyer** (Defensive Line), **Alex Gibbs** (Assistant Head Coach/Offensive Line), **Gary Kubiak** (Offensive Coordinator/Quarterbacks), **Anthony Lynn** (Special Teams Assistant), **Pat McPherson** (Offensive Assistant), **Ron Milus** (Defensive Backs), **Brian Pariani** (Tight Ends), **Greg Robinson** (Defensive Coordinator), **Greg Saporita** (Assistant Strength & Conditioning), **John Teerlinck** (Pass Rush Specialist), **Terry Tumeay** (Defensive Assistant), **Bobby Turner** (Running Backs), **Rich Tuten** (Strength & Conditioning).

2000 LEADERS / RANKINGS

INDIVIDUAL	PLAYER	NO.	AFC RANK	NFL RANK	NFL LEADER	NO.
Points	Elam	103	10	17	Stover (BAL)	135
Rushing Yards	Anderson	1,487	3	4	James (IND)	1,709
Passing Yards	Griese	2,688	8	17	Manning (IND)	4,413
Passer Rating	Griese	102.9	1	1	Griese (DEN)	102.9
Receiving Yards	R. Smith	1,602	1	2	Holt (STL)	1,635
Receptions	McCaffrey	101	2	3	Harrison (IND)	102
Interceptions	Buckley	6	3t	7t	Sharper (GB)	9
Sacks	Pryce	12	5	9t	Shaw (NO)	18
OFFENSE		NO.	AFC RANK	NFL RANK	NFL LEADER	NO.
Points Per Game		30.3	1	2	St. Louis	33.8
Total Yards Per Game		409.6	1	2	St. Louis	442.2
Yards Per Play		5.9	2	5	St. Louis	7.0
Rushing Yards Per Game		144.4	3	3	Oakland	154.4
Net Passing Yards Per Game		265.2	2	3	St. Louis	327.0
DEFENSE		NO.	AFC RANK	NFL RANK	NFL LEADER	NO.
Points Per Game		23.1	13	23	Baltimore	10.3
Total Yards Per Game		346.5	14	24	Tennessee	238.4
Yards Per Play		5.8	15	30	Tennessee	4.2
Rushing Yards Per Game		99.9	6	7	Baltimore	60.6
Net Passing Yards Per Game		246.6	16	31	Tennessee	151.5

2000 KEY AWARDS

Pro Bowl (4): QB Brian Griese, C Tom Nalen, DT Trevor Pryce, WR Rod Smith. **AP All-Pro** (2): C Tom Nalen (first team), WR Rod Smith (second team). **AP NFL Offensive Rookie of the Year**: RB Mike Anderson.

2000 NFL STANDINGS

AFC EAST

Team	W	L	T	Pct	PF	PA
y-Miami	11	5	0	.688	323	226
x-Indianapolis	10	6	0	.625	429	326
New York Jets	9	7	0	.563	321	321
Buffalo	8	8	0	.500	315	350
New England	5	11	0	.313	276	338

AFC CENTRAL

Team	W	L	T	Pct	PF	PA
*yz-Tennessee	13	3	0	.813	346	191
x-Baltimore	12	4	0	.750	333	165
Pittsburgh	9	7	0	.563	321	255
Jacksonville	7	9	0	.438	367	327
Cincinnati	4	12	0	.250	185	359
Cleveland	3	13	0	.188	161	419

AFC WEST

Team	W	L	T	Pct	PF	PA
yz-Oakland	12	4	0	.750	479	299
x-Denver	11	5	0	.688	485	369
Kansas City	7	9	0	.438	355	354
Seattle	6	10	0	.375	320	405
San Diego	1	15	0	.063	269	440

NFC EAST

Team	W	L	T	Pct	PF	PA
*yz-New York Giants	12	4	0	.750	328	246
x-Philadelphia	11	5	0	.688	351	245
Washington	8	8	0	.500	281	269
Dallas	5	11	0	.313	294	361
Arizona	3	13	0	.188	210	443

NFC CENTRAL

Team	W	L	T	Pct	PF	PA
yz-Minnesota	11	5	0	.688	397	371
x-Tampa Bay	10	6	0	.625	388	269
Detroit	9	7	0	.563	307	307
Green Bay	9	7	0	.563	353	323
Chicago	5	11	0	.313	216	355

NFC WEST

Team	W	L	T	Pct	PF	PA
y-St. Louis	10	6	0	.625	540	371
x-New Orleans	10	6	0	.625	354	305
Carolina	7	9	0	.438	310	310
San Francisco	6	10	0	.375	388	422
Atlanta	4	12	0	.250	252	413

x - Playoffs; y - Division Title; z - First-round Bye; * - Home-field Advantage

WILD CARD PLAYOFF GAMES

12/30 - at Miami 23, Indianapolis 17 (OT)
12/30 - at New Orleans 31, St. Louis 28
12/31 - at Baltimore 21, Denver 3
12/31 - at Philadelphia 21, Tampa Bay 3

DIVISIONAL PLAYOFF GAMES

1/6 - at Oakland 27, Miami 0
1/6 - at Minnesota 34, New Orleans 16
1/7 - Baltimore 24, at Tennessee 10
1/7 - at New York 20, Philadelphia 10

CONFERENCE CHAMPIONSHIPS

1/14 - Baltimore 16, at Oakland 3
1/14 - at New York Giants 41, Minnesota 0

SUPER BOWL XXXV (TAMPA, FLA.)

1/28 - Baltimore 34, New York Giants 7

1999 FINAL STATISTICS (6-10)

Head Coach: Mike Shanahan AFC West: 5th Home Stadium: Mile High Stadium

Date	W-L	Score	Opponent	Attendance	RUSHING	No.	Yds.	Avg.	Long	TD
Sept 13	L	21-38	Miami	75,623	Gary	276	1159	4.2	71	7
Sept 19	L	10-26	at Kansas City	78,683	Davis	67	211	3.1	26	2
Sept 26	L	10-13	at Tampa Bay	65,297	Loville	40	203	5.1	36t	1
Oct 3	L	13-21	New York Jets	74,181	Griese	46	138	3.0	23	2
Oct 10	W	16-13	at Oakland	55,704	Griffith	17	66	3.9	13	1
Oct 17	W	31-10	Green Bay	73,352	C. Miller	8	40	5.0	13	0
Oct 24	L	23-24	at New England	60,011	Avery LG	5	21	4.2	11	0
Oct 31	L	20-23	Minnesota	75,021	Avery TM	5	21	4.2	11	0
Nov 7	W	33-17	at San Diego	61,204	Brister	2	17	8.5	17	0
Nov 14	L	17-20	at Seattle	66,314	D. Smith	1	7	7.0	7	0
Nov 22	W	27-21	Oakland (OT)	70,012	Lynn	2	2	1.0	1	0
Dec 5	L	10-16	Kansas City	73,855	Rouen	1	0	0.0	0	0
Dec 13	L	24-27	at Jacksonville	71,357	BRONCOS	465	1864	4.0	71	13
Dec 19	W	36-30	Seattle (OT)	65,987	OPPONENTS	440	1737	3.9	54	15
Dec 25	W	17-7	at Detroit	73,158	RECEIVING	No.	Yds.	Avg.	Long	TD
Jan 2	L	6-12	San Diego	69,278	R. Smith	79	1020	12.9	71	4

TEAM STATISTICS				Den	Opp
TOTAL FIRST DOWNS				308	267
Rushing				107	88
Passing				168	154
Penalty				33	25
3RD DOWN: MADE/ATT				84/229	64/203
3rd Down Pct.				36.7	31.5
4TH DOWN: MADE/ATT				6/14	5/11
4th Down Pct.				42.9	45.5
POSSESSION AVG.				31:06	28:54
TOTAL NET YARDS				5283	4753
Avg. Per Game				330.2	297.1
Total Plays				1053	961
Avg. Per Play				5.0	4.9
NET YARDS RUSHING				1864	1737
Avg. Per Game				116.5	108.6
Total Rushes				465	440
NET YARDS PASSING				3419	3016
Avg. Per Game				213.7	188.5
Sacked/Yards Lost				34/227	50/283
Gross Yards				3646	3299
Att./Completions				554/319	471/273
Completion Pct.				57.6	58.0
Had Intercepted				18	15
PUNTS/AVERAGE				84/46.5	92/43.6
NET PUNTING AVG.				84/35.6	92/36.5
PENALTIES/YARDS				114/872	114/1016
FUMBLES/BALL LOST				33/10	29/11
TOUCHDOWNS				32	35
Rushing				13	15
Passing				16	17
Returns				3	3

SCORE BY PERIODS				1	2	3	4	OT	PTS
BRONCOS				79	58	77	88	12	314
OPPONENTS				34	115	62	107	0	318

SCORING				TD	Ru	Pa	Ret	PAT	FG	S	PTS
Elam				0	0	0	0	29/29	29/36	0	116
Gary				7	7	0	0	0	0	0	44
McCauffrey				7	0	7	0	0	0	0	42
R. Smith				4	0	4	0	0	0	0	24
Carswell				2	0	2	0	0	0	0	12
Chamberlain				2	0	2	0	0	0	0	12
Davis				2	2	0	0	0	0	0	12
Griese				2	2	0	0	0	0	0	12
Griffith				2	1	1	0	0	0	0	12
Cadrez				1	0	0	1	0	0	0	6
Loville				1	1	0	0	0	0	0	6
Romanowski				1	0	0	1	0	0	0	6
Watson				1	0	0	1	0	0	0	6
Pryce				0	0	0	0	0	1	2	2
TEAM				0	0	0	0	0	1	2	2
BRONCOS				32	13	16	3	29/29	29/36	2	314
OPPONENTS				35	15	17	3	31/32	25/29	0	318

2-PT. CONVERSIONS: Gary, BRONCOS 1-1, OPPONENTS 1-3

SACKS: Pryce 13.0, Cadrez 7.0, Tanuvasa 7.0, N. Smith 6.5, Williams 4.0, Hasselbach 2.5, Crockett 2.0, Wayne 2.0, E. Brown 1.5, Traylor 1.5, Bowens 1.0, Braxton 1.0, Wilson 1.0, BRONCOS 50.0, OPPONENTS 34.0

PASSING				Att.	Comp.	Yds.	Comp.%	Yds/Att.	TD	TD%	Int	Int%	Long	Sack/Lost	Rating
Griese				452	261	3032	57.7	6.71	14	3.1	14	3.1	88	27/176	75.6
C. Miller				81	46	527	56.8	6.51	2	2.5	1	1.2	42	7/51	79.6
Brister				20	12	87	60.0	4.35	0	0.0	3	15.0	11	0/0	30.6
R. Smith				1	0	0	0.0	0.00	0	0.0	0	0.0	0	0/0	39.6
BRONCOS				554	319	3646	57.6	6.58	16	2.9	18	3.2	88	34/227	73.6
OPPONENTS				471	273	3299	58.0	7.00	17	3.6	15	3.2	67	50/283	78.3

RECEIVING				No.	Yds.	Avg.	Long	TD
R. Smith				79	1020	12.9	71	4
McCauffrey				71	1018	14.3	78t	7
Chamberlain				32	488	15.3	88	2
Griffith				26	192	7.4	20	1
Carswell				24	201	8.4	20	2
Sharpe				23	224	9.7	24	0
Gary				21	159	7.6	21	0
Loville				11	50	4.5	15	0
Cooper				9	98	10.9	21	0
B. Miller				5	59	11.8	26	0
Avery LG				4	24	6.0	11	0
Avery TM				4	24	6.0	11	0
D. Smith				4	23	5.8	11	0
McGriff				3	37	12.3	15	0
Davis				3	26	8.7	10	0
Doering				3	22	7.3	9	0
Clark				1	5	5.0	5	0
BRONCOS				319	3646	11.4	88	16
OPPONENTS				273	3299	12.1	67	17

INTERCEPTIONS				No.	Yds.	Avg.	Long	TD
James				5	59	11.8	45	0
Romanowski				3	35	11.7	18t	1
Carter				2	48	24.0	34	0
Crockett				2	14	7.0	10	0
E. Brown				1	13	13.0	13	0
Coghill				1	0	0.0	0	0
Pryce				1	0	0.0	0	0
BRONCOS				15	169	11.3	45	1
OPPONENTS				18	231	12.8	60	1

PUNTING				No.	Yds.	Avg.	Net	TB	In20	Long	B
Rouen				84	3908	46.5	35.6	16	19	65	0
BRONCOS				84	3908	46.5	35.6	16	19	65	0
OPPONENTS				92	4011	43.6	36.5	12	27	64	1

PUNT RETURNS				No.	FC	Yds.	Avg.	Long	TD
Watson				44	8	334	7.6	81t	1
McGriff				7	1	50	7.1	20	0
Coghill				3	1	25	8.3	10	0
BRONCOS				54	10	409	7.6	81t	1
OPPONENTS				43	13	600	14.0	80t	1

KICKOFF RETURNS				No.	Yds.	Avg.	Long	TD
Watson				48	1138	23.7	71	0
Avery LG				9	192	21.3	33	0
Avery TM				7	137	19.6	25	0
B. Miller				4	79	19.8	30	0
Loville				2	22	11.0	12	0
D. Smith				1	12	12.0	11	0
R. Smith				1	10	10.0	10	0
BRONCOS				63	1398	22.2	71	0
OPPONENTS				70	1457	20.8	61	0

FIELD GOALS				1-19	20-29	30-39	40-49	50+
Elam				1/1	8/8	7/8	8/11	5/8
BRONCOS				1/1	8/8	7/8	8/11	5/8
OPPONENTS				2/2	6/6	6/7	10/12	1/2

ELAM: (44B,41N)(50G)(44G)(26G,51G)(48G,47G,26G)(20G,53N)(40G,28G,30G,59N)(19G,37N)(44G,55G,41G,24G)(25G)(30G,24G,38G,53G)(39G)(40G)(28G,64N,46

1999 DEFENSIVE STATS

(based on coaches' film review)

	TT	UT	A	S-YDS	I-YDS	PD	FF	FR
1 Cadrez	97	73	24	7-24	0-0	5	3	4
2 Romanowski	94	69	25	0-0	3-35	9	0	0
3 Wilson	88	70	18	1-1	0-0	6	1	2
4 E. Brown	80	62	18	1.5-8	1-13	3	0	0
5 Carter	73	57	16	0-0	2-48	12	1	0
6 Crockett	71	64	7	2-24	2-14	10	1	1
7 Braxton	61	45	16	1-10	0-0	0	0	0
8 Payne	50	36	14	13-75	1-0	0	3	1
9 Tanuvasa	43	36	7	7-30	0-0	0	2	0
10 Traylor	42	36	6	1.5-10.5	0-0	6	2	0
11 James	38	32	6	0-0	5-59	11	2	0
12 Johnson	36	28	8	0-0	0-0	4	0	1
13 Coghill	34	28	6	0-0	1-0	4	0	0
N. Smith	34	26	8	6.5-42	0-0	1	0	0
15 Hasselbach	25	17	8	2.5-14.5	0-0	0	0	0
16 Williams	19	15	4	4-28	0-0	1	2	0
17 Lodish	13	10	3	0-0	0-0	0	0	0
Mobley	13	10	3	0-0	0-0	1	0	0
19 Reagar	11	8	3	0-0	0-0	0	0	0
20 Wayne	10	8	2	2-15	0-0	0	1	0
Bowens	10	6	4	1-1	0-0	0	0	0
C. Brown	10	5	5	0-0	0-0	0	0	0
23 Grasmanis	6	4	2	0-0	0-0	0	0	0
24 Watson	5	5	0	0-0	0-0	2	0	0
25 Ulmer	1	1	0	0-0	0-0	0	0	0
TOTAL	964	751	213	50-283	15-169	75	18	9

1999 GAMES STARTED

OFFENSE

QB Griese, Brian	13	DE Hasselbach, Harald	2
QB Miller, Chris	3	DE Smith, Neil	8
RB Davis, Terrell	4	DE Tanuvasa, Maa	16
RB Gary, Olandis	12	DE Williams, Alfred	6
WR Griffith, Howard	16	DT Lodish, Mike	2
WR Cooper, Andre	1	DT Pryce, Trevor	15
WR McCaffrey, Ed	15	DT Traylor, Keith	15
WR Nash, Marcus	1	LB Cadrez, Glenn	15
WR Smith, Rod	15	LB Mobley, John	2
TE Carswell, Dwayne	11	LB Romanowski, Bill	16
TE Sharpe, Shannon	5	LB Wilson, Al	12
C Nalen, Tom	16	CB Carter, Dale	14
T Jones, Tony	12	CB Crockett, Ray	16
T Lepsis, Matt	16	CB James, Tony	4
T Teague, Trey	4	CB Watson, Chris	1
G Banks, Chris	1	S Braxton, Tyrone	15
G Neil, Dan	15	S Brown, Eric	10
G Schlereth, Mark	16	S Coghill, George	5
		S Johnson, Darrius	2

1999 COACHES

Mike Shanahan (Head Coach), **Frank Bush** (Linebackers), **Barney Chavous** (Asst. Off. Line/Asst. Strength & Cond.), **Rick Dennison** (Special Teams), **Ed Donatelli** (Def. Backs), **George Dyer** (Def. Line), **Alex Gibbs** (Asst. Head Coach/Offensive Line), **Mike Heimerdinger** (Wide Receivers), **Gary Kubiak** (Off. Coordinator/QBs), **Pat McPherson** (Off. Asst.), **Brian Pariani** (Tight Ends), **Ricky Porter** (Strength & Conditioning Asst.), **Greg Robinson** (Def. Coordinator), **Greg Saporta** (Asst. Strength & Cond.), **Rick Smith** (Def. Assistant), **John Teerlinck** (Pass Rush Specialist), **Terry Turney** (Def. Assistant), **Bobby Turner** (Running Backs), **Rich Tuten** (Strength & Conditioning).

1999 LEADERS / RANKINGS

INDIVIDUAL	PLAYER	NO.	AFC RANK	NFL RANK	NFL LEADER	NO.
Points	Elam	116	51	61	Vanderjagt (IND)	145
Rushing Yards	Gary	1,159	6	11	James (IND)	1,553
Passing Yards	Griese	3,032	8	12	Beerlein (CAR)	4,436
Passer Rating	Griese	75.6	111	22	Warner (STL)	109.2
Receiving Yards	R. Smith	1,020	9	24	Harrison (IND)	1,663
Receptions	R. Smith	79	5	151	Smith (JAC)	116
Interceptions	James	5	51	131	Five Players	7
Sacks	Pryce	13	2	5	Carter (STL)	17
OFFENSE			AFC RANK	NFL RANK	NFL LEADER	NO.
Points Per Game		19.6	11	18	St. Louis	32.9
Total Yards Per Game		330.2	7	14	St. Louis	400.8
Yards Per Play		5.0	71	141	St. Louis	6.5
Rushing Yards Per Game		116.5	8	12	Jacksonville	130.7
Net Passing Yards Per Game		213.7	7	15	St. Louis	272.1
DEFENSE		NO.	AFC RANK	NFL RANK	NFL LEADER	NO.
Points Per Game		19.9	8	11	Jacksonville	13.6
Total Yards Per Game		297.1	5	7	Buffalo	252.3
Yards Per Play		4.9	71	91	Baltimore	4.1
Rushing Yards Per Game		108.6	12	19	St. Louis	74.3
Net Passing Yards Per Game		213.7	7	8	Buffalo	167.2

1999 KEY AWARDS

Pro Bowl (3): C Tom Nalen, DT Trevor Pryce, RB Detron Smith (special teams). **AP All-Pro (2):** DT Trevor Pryce (first team), C Tom Nalen (second team).

1999 NFL STANDINGS

AFC EAST

Team	W	L	T	Pct	PF	PA
yz-Indianapolis	13	3	0	.813	423	333
x-Buffalo	11	5	0	.688	320	229
x-Miami	9	7	0	.563	326	336
New England	8	8	0	.500	299	284
New York Jets	8	8	0	.500	308	309

AFC CENTRAL

Team	W	L	T	Pct	PF	PA
*yz-Jacksonville	14	2	0	.875	396	217
x-Tennessee	13	3	0	.813	392	324
Baltimore	8	8	0	.500	324	277
Pittsburgh	6	10	0	.375	317	320
Cincinnati	4	12	0	.250	283	460
Cleveland	2	14	0	.125	217	437

AFC WEST

Team	W	L	T	Pct	PF	PA
y-Seattle	9	7	0	.563	338	298
Kansas City	9	7	0	.563	390	322
San Diego	8	8	0	.500	269	316
Oakland	8	8	0	.500	390	329
Denver	6	10	0	.375	314	318

NFC EAST

Team	W	L	T	Pct	PF	PA
y-Washington	10	6	0	.625	443	377
x-Dallas	8	8	0	.500	352	276
New York Giants	7	9	0	.438	299	358
Arizona	6	10	0	.375	245	382
Philadelphia	5	11	0	.313	272	357

NFC CENTRAL

Team	W	L	T	Pct	PF	PA
yz-Tampa Bay	11	5	0	.688	270	235
x-Minnesota	10	6	0	.625	399	335
x-Detroit	8	8	0	.500	322	323
Green Bay	8	8	0	.500	357	341
Chicago	6	10	0	.375	272	341

NFC WEST

Team	W	L	T	Pct	PF	PA
*yz-St. Louis	13	3	0	.813	526	242
Carolina	8	8	0	.500	421	381
Atlanta	5	11	0	.313	285	380
San Francisco	4	12	0	.250	295	453
New Orleans	3	13	0	.188	260	434

x - Playoffs; y - Division Title; z - First-round Bye; * - Home-field Advantage

WILD CARD PLAYOFF GAMES

1/8 - at Tennessee 22, Buffalo 16
1/8 - at Washington 27, Detroit 13
1/9 - Miami 20, at Seattle 17
1/9 - at Minnesota 27, Dallas 10

DIVISIONAL PLAYOFF GAMES

1/15 - at Jacksonville 62, Miami 7
1/15 - at Tampa Bay 14, Washington 13
1/16 - Tennessee 19, at Indianapolis 16
1/16 - at St. Louis 49, Minnesota 37

CONFERENCE CHAMPIONSHIPS

1/23 - Tennessee 33, at Jacksonville 14
1/23 - at St. Louis 11, Tampa Bay 6

SUPER BOWL XXXIV (ATLANTA)

1/30 - St. Louis 23, Tennessee 16



1998 FINAL STATISTICS (14-2)

Head Coach: Mike Shanahan AFC West: 1st Home Stadium: Mile High Stadium

Date	W-L	Score	Opponent	Attendance	RUSHING	No.	Yds.	Avg.	Long	TD
Sept 7	W	27-21	New England	74,745	Davis	392	2008	5.1	70	21
Sept 13	W	42-23	Dallas	75,013	Loville	53	161	3.0	12	2
Sept 20	W	34-17	at Oakland	56,578	Brister	19	102	5.4	38t	1
Sept 27	W	38-16	at Washington	71,880	Elway	37	94	2.5	16	1
Oct 4	W	41-16	Philadelphia	73,218	R. Smith	6	63	10.5	37	0
Oct 11	W	21-16	at Seattle	66,258	Hebron	9	31	3.4	8	1
Oct 25	W	37-24	Jacksonville	75,217	Griffith	4	13	3.3	16	0
Nov 1	W	33-26	at Cincinnati	59,974	Rouen	1	0	0.0	0	0
Nov 8	W	27-10	San Diego	74,925	Griese	4	-4	-1.0	0	0
Nov 16	W	30-7	at Kansas City	78,100	BRONCOS	525	2468	4.7	70	26
Nov 22	W	40-14	Oakland	75,325	OPPONENTS	356	1287	3.6	45	8
Nov 29	W	31-16	at San Diego	66,532	RECEIVING	No.	Yds.	Avg.	Long	TD
Dec 6	W	35-31	Kansas City	74,962	R. Smith	86	1222	14.2	58	6
Dec 13	L	16-20	at New York Giants	72,336	McCaffrey	64	1053	16.5	48	10
Dec 21	L	21-31	at Miami	74,363	Sharpe	64	768	12.0	38t	10
Dec 27	W	28-21	Seattle	74,057	Davis	25	217	8.7	35	2

TEAM STATISTICS	Den	Opp
TOTAL FIRST DOWNS	347	283
Rushing	135	80
Passing	186	183
Penalty	26	20
3RD DOWN: MADE/ATT	90/207	88/225
3rd Down Pct.	43.5	39.1
4TH DOWN: MADE/ATT	4/10	10/19
4th Down Pct.	40.0	52.6
POSSESSION AVG.	32:08	27:52
TOTAL NET YARDS	6092	4935
Avg. Per Game	380.8	308.4
Total Plays	1041	999
Avg. Per Play	5.9	4.9
NET YARDS RUSHING	2468	1287
Avg. Per Game	154.3	80.4
Total Rushes	525	356
NET YARDS PASSING	3624	3648
Avg. Per Game	226.5	228.0
Sacked/Yards Lost	25/184	47/335
Gross Yards	3808	3983
Att./Completions	491/290	596/345
Completion Pct.	59.1	57.9
Had Intercepted	14	19
PUNTS/AVERAGE	67/46.2	88/42.4
NET PUNTING AVG.	67/37.6	88/36.1
PENALTIES/YARDS	115/1023	113/865
FUMBLES/BALL LOST	17/6	28/11
TOUCHDOWNS	62	38
Rushing	26	8
Passing	32	28
Returns	4	2

SCORE BY PERIODS	1	2	3	4	OT	PTS
BRONCOS	144	156	64	137	0	501
OPPONENTS	54	87	58	110	0	309

SCORING	TD	Ru	Pa	Ret	PAT	FG	S	PTS
Davis	23	21	2	0			0	138
Elam	0	0	0	0	58/58	23/27	0	127
McCaffrey	10	0	10	0			0	62
Sharpe	10	0	10	0			0	60
R. Smith	7	0	6	1			0	42
Griffith	3	0	3	0			0	18
Hebron	2	1	0	1			0	12
Loville	2	2	0	0			0	12
Brister	1	1	0	0			0	6
Crockett	1	0	0	1			0	6
Elway	1	1	0	0			0	6
Gordon	1	0	0	1			0	6
Green	1	0	1	0			0	6
Rouen	0	0	0	0	0/1	0/0	0	0
BRONCOS	62	26	32	4	58/59	23/27	0	501
OPPONENTS	38	8	28	2	31/31	14/20	2	309

2-PT. CONVERSIONS: McCaffrey, BRONCOS 1-3, OPPONENTS 2-7

SACKS: Pryce 8.5, Tanuvasa 8.5, Romanowski 7.5, Cadrez 4.0, N. Smith 4.0, Hasselbach 3.0, Williams 3.0, Lodish 2.0, Traylor 2.0, Washington 2.0, Johnson 1.0, Mobley 1.0, Crockett 0.5, **BRONCOS 47.0, OPPONENTS 25.0**

PASSING	Att.	Comp.	Yds.	Comp.%	Yds/Att.	TD%	Int	Int%	Long	Sack/Lost	Rating	
Elway	356	210	2806	59.0	7.88	22	6.2	10	2.8	58	18/135	93.0
Brister	131	78	986	59.5	7.53	10	7.6	3	2.3	48	7/49	99.0
Griese	3	1	2	33.3	0.67	0	0.0	1	33.3	2	0/0	2.8
R. Smith	1	1	14	100.0	14.00	0	0.0	0	0.0	14	0/0	118.8
BRONCOS	491	290	3808	59.1	7.76	32	6.5	14	2.9	58	25/184	93.5
OPPONENTS	596	345	3983	57.9	6.68	28	4.7	19	3.2	75t	47/335	80.5

INTERCEPTIONS	No.	Yds.	Avg.	Long	TD
Gordon	4	125	31.3	55t	1
Crockett	3	105	35.0	80t	1
Johnson	2	79	39.5	45	0
Romanowski	2	22	11.0	18	0
Cadrez	2	11	5.5	6	0
Braxton	1	72	72.0	72	0
Coghill	1	20	20.0	20	0
Atwater	1	4	4.0	4	0
N. Smith	1	2	2.0	2	0
Pryce	1	1	1.0	1	0
Mobley	1	-2	-2.0	-2	0
BRONCOS	19	439	23.1	80t	2
OPPONENTS	14	270	19.3	94t	2

PUNTING	No.	Yds.	Avg.	Net	TB	In20	Long	B
Rouen	66	3097	46.9	37.6	10	14	76	1
BRONCOS	67	3097	46.2	37.6	10	14	76	1
OPPONENTS	88	3733	42.4	36.1	8	22	69	1

PUNT RETURNS	No.	FC	Yds.	Avg.	Long	TD
Gordon	34	6	379	11.1	44	0
Coghill	3	2	20	6.7	8	0
Paul	1	0	0	0.0	0	0
BRONCOS	38	8	399	10.5	44	0
OPPONENTS	43	2	381	8.9	39	0

KICKOFF RETURNS	No.	Yds.	Avg.	Long	TD
Hebron	46	1216	26.4	95t	1
Loville	6	105	17.5	25	0
D. Smith	3	51	17.0	21	0
Burns	2	17	8.5	17	0
Tanuvasa	1	13	13.0	13	0
BRONCOS	58	1402	24.2	95t	1
OPPONENTS	89	2006	22.5	91	0

FIELD GOALS	1-19	20-29	30-39	40-49	50+
Elam	0/0	3/3	13/14	4/6	3/4
BRONCOS	0/0	3/3	13/14	4/6	3/4
OPPONENTS	1/1	6/7	3/5	3/4	1/3

ELAM: (53G,42G)(1)(35G,35G)(37G)(1)(31G,63G,32G)(33G,37G)(31G,28G)(42G,46G,35G)(33G,23G)(34G)(37B)(24G,38G,30G)(52G,44G,43N)(42N,55N)
OPPONENTS: (39N,37B)(30G,54G,26G)(44G)(44N,37G)(1)(23G)(45G,51N)(25G,23G,52N)(1)(1)(27G)(20G)(36G,19G)(28N,42G)(1)

1998 DEFENSIVE STATS

(based on coaches' film review)

	TT	UT	A	S-YDS	I-YDS	PD	FF	FR
1 Mobley	132	105	27	1-7	1-2	13	2	1
2 Cadrez	105	76	29	4-20	2-11	2	3	0
3 Romanowski	95	71	24	7.5-56.5	2-22	9	3	3
4 Atwater	85	55	30	0-0	1-4	7	0	0
5 Gordon	74	61	13	0-0	4-125	12	0	1
6 Crockett	68	61	7	0.5-2.5	3-105	15	1	0
7 Pryce	59	48	11	8.5-56.5	1-1	0	0	0
8 Braxton	57	43	14	0-0	1-72	6	1	0
9 Tanuvasa	53	47	6	8.5-66.5	0-0	0	1	2
10 Traylor	49	40	9	2-8	0-0	2	0	1
11 E. Brown	43	29	14	0-0	0-0	3	0	1
12 Johnson	39	35	4	1-11	2-79	9	0	0
13 N. Smith	38	25	13	4-38	1-2	2	1	0
14 Washington	33	27	6	2-8	0-0	0	0	0
15 Hasselbach	27	24	3	3-26	0-0	0	0	0
16 Williams	19	11	8	3-24	0-0	2	0	0
17 Lodish	14	7	7	2-11	0-0	0	0	0
18 James	12	10	2	0-0	0-0	2	0	0
19 Coghill	12	9	3	0-0	1-20	1	0	0
20 Joyner	9	6	3	0-0	0-0	0	0	0
21 Burns	8	6	2	0-0	0-0	1	0	0
22 Paul	5	5	0	0-0	0-0	2	0	0
TEAM	1,036	801	235	47-335	19-439	88	12	9

1998 GAMES STARTED

OFFENSE		DEFENSE	
QB Brister, Bubby	4	DE Hasselbach, Harald	3
QB Elway, John	12	DE Smith, Neil	14
RB Davis, Terrell	16	DE Tanuvasa, Maa	16
FB Griffith, Howard	14	DT Lodish, Mike	1
FB Smith, Detron	2	DT Pryce, Trevor	15
WR Green, Willie	1	DT Traylor, Keith	14
WR McCaffrey, Ed	15	LB Cadrez, Glenn	15
WR Smith, Rod	16	LB Joyner, Seth	1
TE Carswell, Dwayne	1	LB Mobley, John	15
TE Sharpe, Shannon	16	LB Romanowski, Bill	16
C Nalen, Tom	16	CB Crockett, Ray	16
T Jones, Tony	16	CB Gordon, Darrien	16
T Swayne, Harry	16	CB Johnson, Darrius	2
G Neil, Dan	16	S Atwater, Steve	16
G Schlereth, Mark	16	S Braxton, Tyrone	6
		S Brown, Eric	10

1998 COACHES

Mike Shanahan (Head Coach), **Frank Bush** (Linebackers), **Barney Chavous** (Asst. Offensive Line/Asst. Strength & Conditioning), **Rick Dennison** (Special Teams), **Ed Donatelli** (Defensive Backs), **George Dyer** (Defensive Line), **Alex Gibbs** (Asst. Head Coach/Offensive Line), **Mike Heimerdinger** (Wide Receivers), **Gary Kubiak** (Offensive Coordinator/OBs), **Pat McPherson** (Defensive Asst.), **Brian Pariani** (Tight Ends), **Ricky Porter** (Offensive Asst.), **Greg Robinson** (Defensive Coordinator), **Greg Saporta** (Asst. Strength & Conditioning), **Rick Smith** (Defensive Asst.), **John Teerlinck** (Pass Rush Specialist), **Bobby Turner** (Running Backs), **Rich Tuten** (Strength & Conditioning).

1998 LEADERS / RANKINGS

INDIVIDUAL	PLAYER	NO.	AFC RANK	NFL RANK	NFL LEADER	NO.
Points	Davis	138	2	3	Anderson (MIN)	164
Rushing Yards	Davis	2,008	1	1	Davis (DEN)	2,008
Passing Yards	Elway	2,806	6	12	Favre (GB)	4,212
Passer Rating	Brister	99.0	2	5	Cunningham (MIN)	106.0
Receiving	R. Smith	1,222	2	4	Freeman (GB)	1,424
Receptions	R. Smith	86	2	3	Sanders (ARI)	89
Interceptions	Gordon	4	14	24	Law (NE)	9
Sacks	Pryce/Tanuvasa	8.5	10	27	Sinclair (SEA)	16.5
OFFENSE		NO.	AFC RANK	NFL RANK	NFL LEADER	NO.
Points Per Game		31.3	1	2	Minnesota	34.8
Total Yards Per Game		380.8	1	3	San Francisco	425.0
Yards Per Play		5.9	1	3	Min./S.F.	6.2
Rushing Yards Per Game		154.3	1	2	San Francisco	159.0
Net Passing Yards Per Game		226.5	4	7	Minnesota	270.5
DEFENSE		NO.	AFC RANK	NFL RANK	NFL LEADER	NO.
Points Per Game		19.3	4	8	Miami	16.6
Total Yards Per Game		308.4	7	11	San Diego	263.0
Yards Per Play		4.9	6	9	San Diego	4.3
Rushing Yards Per Game		80.4	2	3	San Diego	71.3
Net Passing Yards Per Game		228.0	14	26	Philadelphia	170.0

1998 KEY AWARDS

Pro Bowl (10): S Steve Atwater, RB Terrell Davis, K Jason Elam, QB John Elway, T Tony Jones, WR Ed McCaffrey, C Tom Nalen, LB Bill Romanowski, G Mark Schlereth, TE Shannon Sharpe. **AP All-Pro (4):** RB Terrell Davis (first team), K Jason Elam (second team), WR Ed McCaffrey (second team), TE Shannon Sharpe (first team). **AP NFL MVP:** RB Terrell Davis. **AP NFL Offensive Player of the Year:** RB Terrell Davis. **Super Bowl XXXIII MVP:** QB John Elway.

1998 NFL STANDINGS

AFC EAST

Team	W	L	T	Pct	PF	PA
yz-New York Jets	12	4	0	.750	416	266
x-Miami	10	6	0	.625	321	265
x-Buffalo	10	6	0	.625	400	333
x-New England	9	7	0	.563	337	329
Indianapolis	3	13	0	.188	310	444

AFC CENTRAL

Team	W	L	T	Pct	PF	PA
y-Jacksonville	11	5	0	.688	392	338
Tennessee	8	8	0	.500	330	320
Pittsburgh	7	9	0	.438	263	303
Baltimore	6	10	0	.375	269	335
Cincinnati	3	13	0	.188	268	452

AFC WEST

Team	W	L	T	Pct	PF	PA
*yz-Denver	14	2	0	.875	501	309
Oakland	8	8	0	.500	288	356
Seattle	8	8	0	.500	372	310
Kansas City	7	9	0	.438	327	363
San Diego	5	11	0	.313	241	342

NFC EAST

Team	W	L	T	Pct	PF	PA
y-Dallas	10	6	0	.625	381	275
x-Arizona	9	7	0	.563	325	378
New York Giants	8	8	0	.500	287	309
Washington	6	10	0	.375	319	421
Philadelphia	3	13	0	.188	161	344

NFC CENTRAL

Team	W	L	T	Pct	PF	PA
*yz-Minnesota	15	1	0	.938	556	296
x-Green Bay	11	5	0	.688	408	319
Tampa Bay	8	8	0	.500	314	295
Detroit	5	11	0	.313	306	378
Chicago	4	12	0	.250	276	368

NFC WEST

Team	W	L	T	Pct	PF	PA
yz-Atlanta	14	2	0	.875	442	289
x-San Francisco	12	4	0	.750	479	328
New Orleans	6	10	0	.375	305	359
St. Louis	4	12	0	.250	285	378
Carolina	4	12	0	.250	336	413

x - Playoffs; y - Division Title; z - First-round Bye; * - Home-field Advantage

WILD CARD PLAYOFF GAMES

1/2 - at Miami 24, Buffalo 17
1/2 - Arizona 20, at Dallas 7
1/3 - at Jacksonville 25, New England 10
1/3 - at San Francisco 30, Green Bay 27

DIVISIONAL PLAYOFF GAMES

1/9 - at Denver 38, Miami 3
1/9 - at Atlanta 20, San Francisco 18
1/10 - at New York Jets 34, Jacksonville 24
1/10 - at Minnesota 41, Arizona 21

CONFERENCE CHAMPIONSHIPS

1/17 - at Denver 23, New York Jets 10
1/17 - Atlanta 30, at Minnesota 27 (OT)

SUPER BOWL XXXIII (MIAMI)

1/31 - Denver 34, Atlanta 19

1997 FINAL STATISTICS (12-4)

Head Coach: Mike Shanahan AFC West: 2nd Home Stadium: Mile High Stadium

Date	W-L	Score	Opponent	Attendance	RUSHING	No.	Yds.	Avg.	Long	TD
Aug 31	W	19-3	Kansas City	75,600	Davis	369	1750	4.7	50t	15
Sept 7	W	35-14	at Seattle	55,859	Hebronn	49	222	4.5	46	1
Sept 14	W	35-14	St. Louis	74,338	Elway	50	218	4.4	23	1
Sept 21	W	38-20	Cincinnati	74,338	Loville	25	124	5.0	17	1
Sept 28	W	29-21	at Atlanta	48,211	Griffith	9	34	3.8	9	0
Oct 6	W	34-13	New England	75,821	R. Smith	5	16	3.2	21	0
Oct 19	L	25-28	at Oakland	57,006	D. Smith	4	10	2.5	11	0
Oct 26	W	23-20	at Buffalo (OT)	78,458	Brister	4	2	0.5	2	0
Nov 2	W	30-27	Seattle	74,212	Lewis	5	2	0.4	5	0
Nov 9	W	34-0	Carolina	71,408	BRONCOS	520	2378	4.6	50t	18
Nov 16	L	22-24	at Kansas City	77,963	OPPONENTS	381	1803	4.7	83t	10
Nov 24	W	31-3	Oakland	75,307	RECEIVING	No.	Yds.	Avg.	Long	TD
Nov 30	W	38-28	at San Diego	54,245	Sharpe	72	1107	15.4	68t	3
Dec 7	L	24-35	at Pittsburgh	59,739	R. Smith	70	1180	16.9	78	12
Dec 15	L	17-34	at San Francisco	68,461	McCaffrey	45	590	13.1	35	8
Dec 21	W	38-3	San Diego	69,632	Davis	42	287	6.8	25	0

TEAM STATISTICS	Den	Opp
TOTAL FIRST DOWNS	340	258
Rushing	138	83
Passing	172	145
Penalty	30	30
3RD DOWN: MADE/ATT	92/217	65/207
3rd Down Pct.	42.4	31.4
4TH DOWN: MADE/ATT	7/16	8/19
4th Down Pct.	43.8	42.1
POSSESSION AVG.	32:07	27:53
TOTAL NET YARDS	5872	4671
Avg. Per Game	367.0	291.9
Total Plays	1068	951
Avg. Per Play	5.5	4.9
NET YARDS RUSHING	2378	1803
Avg. Per Game	148.6	112.7
Total Rushes	520	381
NET YARDS PASSING	3494	2868
Avg. Per Game	218.4	179.3
Sacked/Yards Lost	35/210	44/298
Gross Yards	3704	3166
Att./Completions	513/287	526/290
Completion Pct.	55.9	55.1
Had Intercepted	11	18
PUNTS/AVERAGE	60/43.3	94/43.5
NET PUNTING AVG.	60/38.1	94/35.7
PENALTIES/YDS.	116/1006	130/1118
FUMBLIES/LOST	25/10	27/13
TOUCHDOWNS	55	35
Rushing	18	10
Passing	27	20
Returns	10	5

SCORE BY PERIODS	1	2	3	4	OT	Total
BRONCOS	107	140	137	85	3	472
OPPONENTS	34	100	68	85	0	287

SCORING	TD	Ru	Pa	Ret	PAT	FG	S	PTS
Elam	0	0	0	0	46/46	26/36	0	124
Davis	15	15	0	0	0	0	0	96
R. Smith	12	0	12	0	0	0	0	72
McCaffrey	8	0	8	0	0	0	0	48
Gordon	4	0	0	4	0	0	0	24
Sharpe	3	0	3	0	0	0	0	20
Green	2	0	2	0	0	0	0	12
Bentley TM	0	0	0	0	4/4	2/3	0	10
Atwater	1	0	0	1	0	0	0	6
Braxton	1	0	0	1	0	0	0	6
Carswell	1	0	1	0	0	0	0	6
Elway	1	1	0	0	0	0	0	6
Hebronn	1	1	0	0	0	0	0	6
Johnson	1	0	0	1	0	0	0	6
Loville	1	1	0	0	0	0	0	6
Mobley	1	0	0	1	0	0	0	6
D. Smith	1	0	1	0	0	0	0	6
Traylor	1	0	0	1	0	0	0	6
Williams	1	0	0	1	0	0	0	6
BRONCOS	55	18	27	10	50/50	28/39	0	472
OPPONENTS	35	10	20	5	35/35	14/19	0	287

2-PT. CONVERSIONS: Davis 3, Sharpe, **BRONCOS 4-5, OPPONENTS 0-0**

SACKS: N. Smith 8.5, Tanuvasa 8.5, Williams 8.5, Mobley 4.0, Gordon 2.0, Pryce 2.0, Romanowski 2.0, Traylor 2.0, Hasselbach 1.5, Atwater 1.0, Lodish 1.0, McKyer 1.0, Braxton 0.5, Richie 0.5, **BRONCOS 44.0, OPPONENTS 35.0**

PASSING	Att.	Comp.	Yds.	Comp.%	Yds/Att.	TD	TD%	Int	Int%	LG	Sack/Lost	Rating
Elway	502	280	3635	55.8	7.24	27	5.4	11	2.2	78	34/203	87.5
Brister	9	6	48	66.7	5.33	0	0.0	0	0.0	15	0/0	79.9
Lewis	2	1	21	50.0	10.50	0	0.0	0	0.0	21	1/7	87.5
BRONCOS	513	287	3704	55.9	7.22	27	5.3	11	2.1	78	35/210	87.4
OPPONENTS	526	290	3166	55.1	6.02	20	3.8	18	3.4	69t	44/298	71.5

RECEIVING	No.	Yds.	Avg.	Long	TD
Sharpe	72	1107	15.4	68t	3
R. Smith	70	1180	16.9	78	12
McCaffrey	45	590	13.1	35	8
Davis	42	287	6.8	25	0
Green	19	240	12.6	31	2
Carswell	12	96	8.0	24t	1
Griffith	11	55	5.0	20	0
D. Smith	4	41	10.3	17t	1
Hebronn	3	36	12.0	21	0
Jeffers	3	24	8.0	10	0
Chamberlain	2	18	9.0	9	0
Loville	2	10	5.0	7	0
Lynn	1	21	21.0	21	0
Nalen	1	-1	-1.0	-1	0
BRONCOS	287	3704	12.9	78	27
OPPONENTS	290	3166	10.9	69t	20

INTERCEPTIONS	No.	Yds.	Avg.	Long	TD
Braxton	4	113	28.3	43	1
Gordon	4	64	16.0	32t	1
Crockett	4	18	4.5	10	0
Atwater	2	42	21.0	22t	1
Traylor	1	62	62.0	62t	1
Mobley	1	13	13.0	13t	1
Romanowski	1	7	7.0	7	0
McKyer	1	0	0.0	0	0
BRONCOS	18	319	17.7	62t	5
OPPONENTS	11	193	17.5	55t	1

PUNTING	No.	Yds.	Avg.	Net	TB	In20	Long	B
Rouen	60	2598	43.3	38.1	4	22	57	0
BRONCOS	60	2598	43.3	38.1	4	22	57	0
OPPONENTS	94	4091	43.5	35.7	9	16	73	0

PUNT RETURNS	No.	FC	Yds.	Avg.	Long	TD
Gordon	40	22	543	13.6	94t	3
R. Smith	1	0	12	12.0	12	0
BRONCOS	41	22	555	13.5	94t	3
OPPONENTS	26	17	235	9.0	83t	1

KICKOFF RETURNS	No.	Yds.	Avg.	Long	TD
Hebronn	43	1009	23.5	46	0
Loville	5	136	27.2	61	0
Burns	4	45	11.3	18	0
Chamberlain	1	13	13.0	13	0
D. Smith	1	0	0.0	0	0
BRONCOS	54	1203	22.3	61	0
OPPONENTS	89	1827	20.5	77	0

FIELD GOALS	1-19	20-29	30-39	40-49	50+
Elam	0/0	10/11	10/12	3/8	3/5
Bentley TM	0/0	1/1	1/1	0/1	0/0
BRONCOS	0/0	11/12	11/13	3/9	3/5
OPPONENTS	0/0	4/4	3/5	4/4	3/6

ELAM: (35G,36G,25G,53G)(38G,51G)(43B)(25G)(0)(40N,44G,43N)(38N,23G,22G,33G)(23G,48G,22G)(42N,25G,50G)(21G,38G,59N,38G,28G,34G)(36G)(35B,32G)(35G,53N)(49G,44N,29N)(25G)
BRONCOS: (35G,36G,25G,53G)(38G,51G)(43B)(25G)(1)(21G,48N,33G)(40N,44G,43N)(38N,23G,22G,33G)(23G,48G,22G)(42N,25G,50G)(21G,38G,59N,38G,28G,34G)(36G)(35B,32G)(35G,53N)(49G,44N,29N)(25G)
OPPONENTS: (20G)(0)(37N)(56N,38G,43G)(52N)(26G,49G)(1)(30G,55G)(52G,41G)(1)(54G)(41G)(1)(51N)(35N,32G,20G)(26G)

1997 DEFENSIVE STATS

(based on coaches' film review)

	TT	UT	A	S-YDS	I-YDS	PD	FF	FR
1 Mobley	162	113	49	4-23	1-13	8	3	1
2 Romanowski	117	77	40	2-18	1-7	2	2	0
3 Braxton	90	74	16	0.5-0.5	4-113	9	1	3
4 Crockett	83	69	14	0-0	4-18	21	1	0
Atwater	83	61	22	1-18	2-42	8	0	2
6 Aldridge	80	55	25	0-0	0-0	6	1	0
7 Gordon	62	50	12	2-2	4-64	11	1	1
8 Traylor	51	39	12	2-20	1-62	2	0	0
9 Williams	48	39	9	8.5-74	0-0	1	1	1
10 N. Smith	46	38	8	8.5-39.5	0-0	4	1	0
11 Pryce	28	20	8	2-9.5	0-0	0	0	0
12 Hasselbach	23	19	4	1.5-14.5	0-0	1	0	0
13 Tanuvasa	21	20	1	8.5-44.5	0-0	0	0	0
14 Johnson	17	17	0	0-0	0-0	7	0	0
McKyer	17	12	5	1-13	1-0	5	1	0
16 Lodish	14	9	5	1-7.5	0-0	0	0	1
17 Perry	11	9	2	0-0	0-0	3	1	0
18 Cadrez	8	7	1	0-0	0-0	0	0	0
19 Dodge	7	6	1	0-0	0-0	0	0	0
20 Hilliard	5	2	3	0-0	0-0	2	0	0
21 Burns	3	2	1	0-0	0-0	0	0	0
22 E. Jones	1	1	0	0-0	0-0	0	0	0
Veland	1	1	0	0-0	0-0	1	0	0
Richie	1	0	1	0.5-2	0-0	0	0	0
TEAM	979	740	239	44-298	18-319	91	13	9

1997 GAMES STARTED

OFFENSE

QB Elway, John	16	DE Hasselbach, Harald	3
RB Davis, Terrell	15	DE Smith, Neil	13
RB Hebron, Vaughn	1	DE Williams, Alfred	16
FB Griffith, Howard	13	DT Perry, Michael Dean	8
WR Green, Willie	1	DT Pryce, Trevor	3
WR McCaffrey, Ed	15	DT Tanuvasa, Maa	5
WR Smith, Rod	16	DT Traylor, Keith	16
TE Carswell, Dwayne	3	LB Aldridge, Allen	15
TE Sharpe, Shannon	16	LB Mobley, John	16
C Nalen, Tom	16	LB Romanowski, Bill	16
T Brown, Jamie	2	CB Crockett, Ray	16
T Jones, Tony	16	CB Gordon, Darrien	16
T Zimmerman, Gary	14	CB McKyer, Tim	1
G Diaz-Infante, David	7	S Atwater, Steve	15
G Habib, Brian	14	S Braxton, Tyrone	16
G Schlereth, Mark	11	S Dodge, Dedrick	1

1997 COACHES

Mike Shanahan (Head Coach), **Frank Bush** (Linebackers), **Barney Chavous** (Asst. Offensive Line/Asst. Strength & Conditioning), **Rick Dennison** (Special Teams), **Ed Donatelli** (Defensive Backs), **George Dyer** (Defensive Line), **Alex Gibbs** (Asst. Head Coach/Offensive Line), **Mike Heimerdinger** (Wide Receivers), **Gary Kubiak** (Offensive Coordinator/Quarterbacks), **Brian Pariani** (Tight Ends), **Ricky Porter** (Offensive Asst.), **Greg Robinson** (Defensive Coordinator), **Greg Saporta** (Asst. Strength & Conditioning), **Rick Smith** (Defensive Asst.), **John Teerlinck** (Pass Rush Specialist), **Bobby Turner** (Running Backs), **Rich Tuten** (Strength & Conditioning).

1997 LEADERS / RANKINGS

INDIVIDUAL	PLAYER	NO.	AFC RANK	NFL RANK	NFL LEADER	NO.
Points	Elam	124	2	4	Hollis (JAC)	134
Rushing Yards	Davis	1,750	1	2	Sanders (DET)	2,053
Passing Yards	Elway	3,635	4	5	Favre (GB)	3,867
Passer Rating	Elway	87.5	4	7	Young (SF)	104.7
Receiving Yards	R. Smith	1,180	4	8t	Moore (DET)	1,584
Receptions	Sharpe	72	7t	15t	Moore (DET)	104
Interceptions	Three Players	4	8t	23t	McNeil (STL)	15
Sacks	Three Players	8.5	10t	25t	Randall (MIN)	15.5
OFFENSE		NO.	AFC RANK	NFL RANK	NFL LEADER	NO.
Points Per Game		29.5	1	1	Denver	29.5
Total Yards Per Game		367.0	1	1	Denver	367.0
Yards Per Play		5.5	1t	3t	Detroit	5.6
Rushing Yards Per Game		148.6	3	4	Pittsburgh	154.9
Net Passing Yards Per Game		218.4	7	9	Seattle	247.4
DEFENSE		NO.	AFC RANK	NFL RANK	NFL LEADER	NO.
Points Per Game		17.9	2t	6t	Kansas City	14.5
Total Yards Per Game		291.9	1	5	San Francisco	250.8
Yards Per Play		4.9	4t	12t	San Francisco	4.2
Rushing Yards Per Game		112.7	10	16	Pittsburgh	82.4
Net Passing Yards Per Game		179.3	2	5	Dallas	157.6

1997 KEY AWARDS

Pro Bowl (5): RB Terrell Davis, QB John Elway, C Tom Nalen, TE Shannon Sharpe, DE Neil Smith. **AP All-Pro (3):** RB Terrell Davis (first team), LB John Mobley (first team), TE Shannon Sharpe (first team). **Super Bowl XXXII MVP:** RB Terrell Davis.

1997 NFL STANDINGS

AFC EAST

Team	W	L	T	Pct	PF	PA
y-New England	10	6	0	.625	369	289
x-Miami	9	7	0	.563	339	327
New York Jets	9	7	0	.563	348	287
Buffalo	6	10	0	.375	255	367
Indianapolis	3	13	0	.188	313	401

AFC CENTRAL

Team	W	L	T	Pct	PF	PA
yz-Pittsburgh	11	5	0	.688	372	307
x-Jacksonville	11	5	0	.688	394	318
Tennessee	8	8	0	.500	333	310
Cincinnati	7	9	0	.438	355	405
Baltimore	6	9	1	.406	326	345

AFC WEST

Team	W	L	T	Pct	PF	PA
*yz-Kansas City	13	3	0	.813	375	232
x-Denver	12	4	0	.750	472	287
Seattle	8	8	0	.500	365	362
Oakland	4	12	0	.250	324	419
San Diego	4	12	0	.250	266	425

NFC EAST

Team	W	L	T	Pct	PF	PA
y-New York Giants	10	5	1	.656	307	265
Washington	8	7	1	.531	327	289
Philadelphia	6	9	1	.406	317	372
Dallas	6	10	0	.375	304	314
Arizona	4	12	0	.250	283	379

NFC CENTRAL

Team	W	L	T	Pct	PF	PA
yz-Green Bay	13	3	0	.813	422	282
x-Tampa Bay	10	6	0	.625	299	263
x-Detroit	9	7	0	.563	379	306
x-Minnesota	9	7	0	.563	354	359
Chicago	4	12	0	.250	263	421

NFC WEST

Team	W	L	T	Pct	PF	PA
*yz-San Francisco	13	3	0	.813	375	265
Carolina	7	9	0	.438	265	314
Atlanta	7	9	0	.438	320	361
New Orleans	6	10	0	.375	237	327
St. Louis	5	11	0	.313	299	359

x - Playoffs; y - Division Title; z - First-round Bye; * - Home-field Advantage

WILD CARD PLAYOFF GAMES

12/27 - at Denver 42, Jacksonville 17
12/27 - Minnesota 23, at New York Giants 22
12/28 - at New England 17, Miami 3
12/28 - at Tampa Bay 20, Detroit 10

DIVISIONAL PLAYOFF GAMES

1/3 - at Pittsburgh 7, New England 6
1/3 - at San Francisco 38, Minnesota 22
1/4 - Denver 14, at Kansas City 10
1/4 - at Green Bay 21, Tampa Bay 7

CONFERENCE CHAMPIONSHIPS

1/11 - Denver 24, at Pittsburgh 21
1/11 - Green Bay 23, at San Francisco 10

SUPER BOWL XXXII (SAN DIEGO)

1/25 - Denver 31, Green Bay 24

1996 FINAL STATISTICS (13-3)

Head Coach: Mike Shanahan AFC West: 1st Home Stadium: Mile High Stadium

Date	W-L	Score	Opponent	Attendance	RUSHING	No.	Yds.	Avg.	Long	TD
Sept 1	W	31-6	New York Jets	70,595	Davis	345	1538	4.5	71t	13
Sept 8	W	30-20	at Seattle	43,671	Hebron	49	262	5.3	47	0
Sept 15	W	27-23	Tampa Bay	71,535	Elway	50	249	5.0	22	4
Sept 22	L	14-17	at Kansas City	79,439	Craver	59	232	3.9	28	2
Sept 29	W	14-10	at Cincinnati	51,798	Lewis	4	39	9.8	18	0
Oct 6	W	28-17	San Diego	75,058	Miller	3	39	13.0	26t	1
Oct 20	W	45-34	Baltimore	70,453	Rivers	2	6	3.0	3	0
Oct 27	W	34-7	Kansas City	75,652	R. Smith	1	1	1.0	1	0
Nov 4	W	22-21	at Oakland	61,179	Musgrave	12	-4	-0.3	6	0
Nov 10	W	17-12	Chicago	75,555	BRONCOS	525	2362	4.5	71t	20
Nov 17	W	34-8	at New England	59,452	OPPONENTS	345	1331	3.9	56	5
Nov 24	W	21-17	at Minnesota	59,142						
Dec 1	W	34-7	Seattle	74,982	RECEIVING	No.	Yds.	Avg.	Long	TD
Dec 8	L	6-41	at Green Bay	60,712	Sharpe	80	1062	13.3	51	10
Dec 15	W	24-19	Oakland	75,466	Miller	56	735	13.1	46	3
Dec 22	L	10-16	at San Diego	46,801	McCaffrey	48	553	11.5	39t	7
					Craver	39	297	7.6	39t	1

TEAM STATISTICS		Den	Opp
TOTAL FIRST DOWNS		336	261
Rushing		134	67
Passing		180	165
Penalty		22	29
3RD DOWN: MADE/ATT		112/229	78/217
3rd Down Pct.		48.9	35.9
4TH DOWN: MADE/ATT		6/11	7/16
4th Down Pct.		54.5	43.8
POSSESSION AVG.		33:17	26:43
TOTAL NET YARDS		5791	4470
Avg. Per Game		361.9	279.4
Total Plays		1092	951
Avg. Per Play		5.3	4.7
NET YARDS RUSHING		2362	1331
Avg. Per Game		147.6	83.2
Total Rushes		525	345
NET YARDS PASSING		3429	3139
Avg. Per Game		214.3	196.2
Sacked/Yards Lost		31/233	40/274
Gross Yards		3662	3413
Att./Completions		536/327	566/302
Completion Pct.		61.0	53.4
Had Intercepted		17	23
PUNTS/AVERAGE		65/41.8	83/46.1
NET PUNTING AVG.		65/36.2	83/37.4
PENALTIES/YARDS		109/949	119/834
FUMBLES/BALL LOST		27/15	26/9
TOUCHDOWNS		47	31
Rushing		20	5
Passing		26	22
Returns		1	4

SCORE BY PERIODS		1	2	3	4	OT	Total
BRONCOS		131	132	65	63	0	391
OPPONENTS		52	77	78	68	0	275

SCORING		TD	Ru	Pa	Rt	PAT	FG	2pt	PTS
Elam		0	0	0	0	46/46	21/28	0	109
Davis		15	13	2	0	0	0	0	90
Sharpe		10	0	10	0	0	0	0	60
McCaffrey		7	0	7	0	0	0	0	42
Elway		4	4	0	0	0	0	0	24
Miller		4	1	3	0	0	0	0	24
Craver		3	2	1	0	0	0	0	18
R. Smith		2	0	2	0	0	0	0	12
Braxton		1	0	0	1	0	0	0	6
Sherrard		1	0	1	0	0	0	0	6
BRONCOS		47	20	26	1	46/46	21/28	0	391
OPPONENTS		31	5	22	4	25/25	20/23	2	275

2-PT. CONVERSIONS: BRONCOS 0-1, OPPONENTS 2-6

SACKS: A. Williams 13.0, Geathers 5.0, Tanuvasa 5.0, Crockett 4.0, Perry 3.5, Romanowski 3.0, Hasselbach 2.0, Lodish 1.5, Mobley 1.5, D. Williams 1.0, Robinson 0.5, BRONCOS 40.0, OPPONENTS 31.0

PASSING	Att.	Comp.	Yds.	Comp.%	Yd./Att.	TD	TD%	Int	Int%	LG	Sack/Lost	Rating
Elway	466	287	3328	61.6	7.14	26	5.6	14	3.0	51	26/194	89.2
Musgrave	52	31	276	59.6	5.31	0	0.0	2	3.8	46	4/32	57.9
Lewis	17	9	58	52.9	3.41	0	0.0	1	5.9	11	1/7	35.9
Craver	1	0	0	0.0	0.00	0	0.0	0	0.0	0	0/0	39.6
BRONCOS	536	327	3662	61.0	6.83	26	4.9	17	3.2	51	31/233	84.3
OPPONENTS	566	302	3413	53.4	6.03	22	3.9	23	4.1	51t	40/274	67.7

RECEIVING		No.	Yds.	Avg.	Long	TD
Sharpe		80	1062	13.3	51	10
Miller		56	735	13.1	46	3
McCaffrey		48	553	11.5	39t	7
Craver		39	297	7.6	39t	1
Davis		36	310	8.6	23	2
R. Smith		16	237	14.8	49t	2
Sherrard		16	185	11.6	25t	1
Carswell		15	85	5.7	11	0
Chamberlain		12	129	10.8	17	0
Hebron		7	43	6.1	11	0
Kinchen		1	27	27.0	27	0
Rivers		1	-1	-1.0	-1	0
BRONCOS		327	3662	11.2	51	26
OPPONENTS		302	3413	11.3	51t	22

INTERCEPTIONS		No.	Yds.	Avg.	Long	TD
Braxton		9	128	14.2	69t	1
Atwater		3	11	3.7	11	0
Romanowski		3	1	0.3	1	0
Crockett		2	34	17.0	34	0
Washington		2	17	8.5	23	0
James		2	15	7.5	15	0
Hilliard		1	27	27.0	27	0
Mobley		1	8	8.0	8	0
BRONCOS		23	241	10.5	69t	1
OPPONENTS		17	171	10.1	34	0

PUNTING		No.	Yds.	Avg.	Net	TB	In20	Long	B
Rouen		65	2714	41.8	36.2	5	16	57	0
BRONCOS		65	2714	41.8	36.2	5	16	57	0
OPPONENTS		83	3825	46.1	37.4	7	18	67	0

PUNT RETURNS		No.	FC	Yds.	Avg.	Long	TD
Kinchen		26	4	300	11.5	40	0
R. Smith		23	15	283	12.3	36	0
BRONCOS		49	19	583	11.9	40	0
OPPONENTS		23	22	261	11.3	88t	1

KICKOFF RETURNS		No.	Yds.	Avg.	Long	TD
Hebron		45	1099	24.4	59	0
Chamberlain		3	49	16.3	21	0
Jeffers		1	18	18.0	18	0
R. Smith		1	29	29.0	29	0
BRONCOS		50	1195	23.9	59	0
OPPONENTS		76	1602	21.1	97t	1

FIELD GOALS		1-19	20-29	30-39	40-49	50+
Elam		2/2	8/8	4/5	6/10	1/3
OPPONENTS		0/0	8/8	7/8	4/5	1/2

ELAM: (28G) (18G, 28G, 33G) (45G, 20G) (52N, 34N) () () (34G) (40G, 47N, 29G) (36G, 43G, 28G) (24G) (52N, 28G, 47G) (42N) (44G, 18G) (40G, 39G) (38G, 40N) (51G, 45N).

OPPONENTS: () (27G, 40G) (24G, 35G, 28G) (37G) (44G) (27G) (45G, 33G) (54N) (30N) (35G, 48G) (40N), (27G) () (33G, 22G) (28G, 35G) (50G, 21G, 22G).

1996 DEFENSIVE STATS

(based on coaches' film review)

	TT	UT	A	S-YDS	I-YDS	PD	FF	FR
1 Romanowski	128	94	34	3-15	3-1	12	0	3
2 Aldridge	121	74	47	0-0	0-0	6	1	0
3 Atwater	116	89	27	0-0	3-11	9	1	0
4 Braxton	102	78	24	0-0	9-128	19	3	0
5 Mobley	93	67	26	1.5-2	1-8	4	0	0
6 Crockett	68	56	12	4-29	2-34	15	3	0
7 A. Williams	65	55	10	13-103	0-0	4	5	1
8 Washington	44	33	11	0-0	2-17	10	0	0
9 Perry	39	33	6	3.5-22	0-0	4	2	1
10 Hillard	30	26	4	0-0	1-27	5	0	0
11 Lodish	30	19	11	1.5-8.5	0-0	0	0	0
12 Tanuvasa	24	15	9	5-39	0-0	1	0	1
13 James	22	17	5	0-0	2-15	7	1	1
D. Williams	22	14	8	1-3	0-0	0	0	1
15 Geathers	18	13	5	5-34	0-0	0	0	0
16 Hasselbach	17	14	3	2-16	0-0	2	2	0
17 Hauck	16	10	6	0-0	0-0	0	0	0
18 Cadrez	15	7	8	0-0	0-0	0	0	0
19 Johnson	9	8	1	0-0	0-0	2	1	0
20 Burns	5	2	3	0-0	0-0	0	0	0
21 R. Jones	3	2	1	0-0	0-0	1	0	0
E. Jones	3	2	1	0-0	0-0	0	0	0
23 Robinson	2	1	1	0.5-2.5	0-0	0	0	0
TOTALS	992	729	263	40-274	23-241	101	19	0

1996 GAMES STARTED

OFFENSE

QB Elway, John	15	DE Hasselbach, Harald	1
QB Musgrave, Bill	1	DE Williams, Alfred	16
RB Davis, Terrell	16	DE Williams, Dan	16
FB Craver, Aaron	15	DT Lodish, Mike	16
WR McCaffrey, Ed	15	DT Perry, Michael Dean	15
WR Miller, Anthony	16	DT Tanusava, Maa	1
WR Smith, Rod	1	LB Aldridge, Allen	16
TE Carswell, Dwayne	2	LB Mobley, John	16
TE Sharpe, Shannon	15	LB Romanowski, Bill	16
C Nalen, Tom	16	CB Crockett, Ray	15
T Brown, Jamie	2	CB Hilliard, Randy	3
T Thompson, Broderick	16	CB James, Tory	2
T Zimmerman, Gary	14	CB Washington, Lionel	12
G Diaz-Infante, David	2	S Atwater, Steve	16
G Habib, Brian	16	S Braxton, Tyrone	16
G Schlereth, Mark	14		

DEFENSE

1996 COACHES

Mike Shanahan (Head Coach), **Frank Bush** (Linebackers), **Barney Chavous** (Asst. Offensive Line/Asst. Strength and Conditioning), **Rick Dennison** (Offensive Asst.), **Ed Donatelli** (Defensive Backs), **George DYer** (Defensive Line), **Alex Gibbs** (Asst. Head Coach/Offensive Line), **Mike Heimerdinger** (Wide Receivers), **Gary Kubiak** (Offensive Coordinator/QBs), **Brian Pariani** (Tight Ends), **Greg Robinson** (Defensive Coordinator), **Greg Saporita** (Administrative Asst./Strength and Conditioning), **Richard Smith** (Special Teams), **Rick Smith** (Defensive Asst.), **Bobby Turner** (Running Backs), **Rick Tulen** (Strength and Conditioning).

1996 LEADERS / RANKINGS

INDIVIDUAL	PLAYER	NO.	APC	RANK	NFL	NFL LEADER	NO.
Points	Elam	109	8	14	Kasay (CAR)	145	42
Rushing Yards	Davis	1,538	1	2	Sanders (DET)	1,553	53
Passing Yards	Elway	3,328	5	7	Brunell (JAC)	4,367	10
Pass Rating	Elway	89.2	1	4	Young (SF)	97.2	1
Receiving Yards	Sharpe	1,062	9	15	Brice (STL)	1,338	38
Receptions	Sharpe	84	1	16	Rice (ATL)	92	42
Interceptions	Baxton	9	1	13	Broder (DEN)/Lyle (STL)	9	1
Sacks	A. Williams	13	31	51	Greene (CAR)	14.5	1
OFFENSE		NO.	APC	RANK	NFL	NFL LEADER	NO.
Points Per Game		24.4	2	4	Green Bay	28.5	1
Total Yards Per Game		361.9	1	1	Denver	361.9	1
Yards Per Play		5.3	3	41	Baltimore	5.6	1
Rushing Yards Per Game		147.6	1	1	Denver	147.6	1
Net Passing Yards Per Game		214.3	7	13	Baltimore	248.6	1
DEFENSE		NO.	APC	RANK	NFL	NFL LEADER	NO.
Points Per Game		17.2	3	7	Green Bay	13.1	1
Total Yards Per Game		279.2	2	4	Green Bay	259.8	1
Yards Per Play		4.7	31	61	Green Bay	4.2	1
Rushing Yards Per Game		83.2	1	1	Denver	83.2	1
Net Passing Yards Per Game		196.2	4	10	Green Bay	171.3	1

1996 KEY AWARDS

Pro Bowl (9): S Steve Atwater, S Tyrone Braxton, RB Terrell Davis, QB John Elway, DE Michael Dean Perry, LB Bill Romanowski, TE Shannon Sharpe, DE Alfred Williams, T Gary Zimmerman. **AP All-Pro (6):** S Steve Atwater (second team), RB Terrell Davis (first team), QB John Elway (second team), TE Shannon Sharpe (first team), DE Alfred Williams (first team), T Gary Zimmerman (first team). **AP NFL Offensive Player of the Year:** RB Terrell Davis. **Sports Illustrated NFL MVP:** RB Terrell Davis. **K.C. 101 Club AFC Coach of the Year:** Mike Shanahan.

1996 NFL STANDINGS

AFC EAST

Team	W	L	T	Pct	PF	PA
yz-New England	11	5	0	.688	418	313
x-Buffalo	10	6	0	.625	319	266
x-Indianapolis	9	7	0	.563	317	334
Miami	8	8	0	.500	339	325
New York Jets	1	15	0	.063	279	454

AFC CENTRAL

Team	W	L	T	Pct	PF	PA
y-Pittsburgh	10	6	0	.625	344	257
x-Jacksonville	9	7	0	.563	325	335
Houston	8	8	0	.500	345	319
Cincinnati	8	8	0	.500	372	369
Baltimore	4	12	0	.250	371	441

AFC WEST

Team	W	L	T	Pct	PF	PA
*yz-Denver	13	3	0	.813	391	275
Kansas City	9	7	0	.563	297	300
San Diego	8	8	0	.500	310	376
Oakland	7	9	0	.438	340	293
Seattle	7	9	0	.438	317	376

NFC EAST

Team	W	L	T	Pct	PF	PA
y-Dallas	10	6	0	.625	286	250
x-Philadelphia	10	6	0	.625	363	341
Washington	9	7	0	.563	364	312
Arizona	7	9	0	.438	300	397
New York Giants	6	10	0	.375	242	297

NFC CENTRAL

Team	W	L	T	Pct	PF	PA
*yz-Green Bay	13	3	0	.813	456	210
x-Minnesota	9	7	0	.563	298	315
Chicago	7	9	0	.438	283	305
Tampa Bay	6	10	0	.375	221	293
Detroit	5	11	0	.313	302	368

NFC WEST

Team	W	L	T	Pct	PF	PA
yz-Carolina	12	4	0	.750	367	218
x-San Francisco	12	4	0	.750	398	257
St. Louis	6	10	0	.375	303	409
Atlanta	3	13	0	.188	309	461
New Orleans	3	13	0	.188	229	339

*x – Playoffs; y – Division Title; z – First-round Bye; * – Home-field Advantage*

WILD CARD PLAYOFF GAMES

12/28 – Jacksonville 30, at Buffalo 27
12/28 – at Dallas 40, Minnesota 15
12/29 – at Pittsburgh 42, Indianapolis 14
12/29 – at San Francisco 14, Philadelphia 0

DIVISIONAL PLAYOFF GAMES

1/4 – Jacksonville 30, at Denver 27
1/4 – at Green Bay 35, San Francisco 14
1/5 – at New England 28, Pittsburgh 3
1/5 – at Carolina 26, Dallas 17

CONFERENCE CHAMPIONSHIPS

1/12 – at New England 20, Jacksonville 6
1/12 – at Green Bay 30, Carolina 13

SUPER BOWL XXXI (NEW ORLEANS)

1/26 – Green Bay 35, New England 21

1995 FINAL STATISTICS (8-8)

Head Coach: Mike Shanahan AFC West: 4th Home Stadium: Mile High Stadium

Date	W-L	Score	Opponent	Attendance	RUSHING	No.	Yds.	Avg.	Long	TD
Sept 3	W	22-7	Buffalo	75,157	Davis	237	1117	4.7	60	7
Sept 10	L	21-31	at Dallas	64,578	Craver	73	333	4.6	23	5
Sept 17	W	38-31	Washington	71,930	Milburn	49	266	5.4	29	0
Sept 24	L	6-17	at San Diego	58,978	Elway	41	176	4.3	25	1
Oct 1	L	10-27	at Seattle	49,914	Bernstine	23	76	3.3	18	1
Oct 8	W	37-3	at New England	60,074	Pritchard	6	17	2.8	9	0
Oct 16	W	27-0	Oakland	75,491	Millen	3	8	2.7	7	0
Oct 22	L	7-21	Kansas City	71,044	Miller	1	5	5.0	5	0
Nov 5	W	38-6	Arizona	71,488	Rivers	2	2	1.0	1	0
Nov 12	L	13-31	at Philadelphia	60,842	McCaffrey	1	-1	-1.0	-1	0
Nov 19	W	30-27	San Diego	74,681	Musgrave	4	-4	-1.0	0	0
Nov 26	L	33-42	at Houston	36,113	BRONCOS	440	1995	4.5	60	14
Dec 3	W	31-23	Jacksonville	72,231	OPPONENTS	451	1895	4.2	74	19
Dec 10	L	27-31	Seattle	71,488						
Dec 17	L	17-20	at Kansas City	75,061						
Dec 24	W	31-28	at Oakland	50,074						

TEAM STATISTICS	Den	Opp
TOTAL FIRST DOWNS	344	322
Rushing	114	114
Passing	205	186
Penalty	25	22
3RD DOWN: MADE/ATT	89/207	92/212
3rd Down Pct.	43.0	43.4
4TH DOWN: MADE/ATT	8/18	10/21
4th Down Pct.	44.4	47.6
POSSESSION AVG.	30.09	29.51
TOTAL NET YARDS	6040	5193
Avg. Per Game	377.5	324.6
Total Plays	1060	1010
Avg. Per Play	5.7	5.1
NET YARDS RUSHING	1995	1895
Avg. Per Game	124.7	118.4
Total Rushes	440	451
NET YARDS PASSING	4045	3298
Avg. Per Game	252.8	206.1
Sacked/Yards Lost	26/215	30/220
Gross Yards	4260	3518
Att./Completions	594/350	529/297
Completion Pct.	58.9	56.1
Had Intercepted	14	8
PUNTS/AVERAGE	54/40.9	76/42.8
NET PUNTING AVG.	54/37.3	76/34.9
PENALTIES/YARDS	109/851	103/848
FUMBLES/BALL LOST	25/16	20/13
TOUCHDOWNS	42	44
Rushing	14	19
Passing	27	20
Returns	1	5

SCORE BY PERIODS	1	2	3	4	OT	Total
BRONCOS	96	137	64	91	0	388
OPPONENTS	72	103	68	102	0	345

SCORING	TD	Ru	Pa	Rt	PAT	FG	S	PTS
Elam	0	0	0	0	39/39	31/38	0	132
Miller	14	0	14	0	0/0	0/0	0	84
Davis	8	7	1	0	0/0	0/0	0	48
Craver	6	5	1	0	0/0	0/0	0	36
Sharpe	4	0	4	0	0/0	0/0	0	24
Pritchard	3	0	3	0	0/0	0/0	0	18
McCaffrey	2	0	2	0	0/0	0/0	0	14
Elway	1	1	0	0	0/0	0/0	0	14
Bernstine	1	1	0	0	0/0	0/0	0	6
Evans	1	0	1	0	0/0	0/0	0	6
Smith	1	0	1	0	0/0	0/0	0	6
Crockett	1	0	0	1	0/0	0/0	0	6
BRONCOS	42	14	27	1	39/39	31/38	0	388
OPPONENTS	44	19	20	5	42/42	13/19	0	345

2-PT. CONVERSIONS: Elway, McCaffrey, BRONCOS 2-3, OPPONENTS 0-2

SACKS: Perry 6.0, Fletcher 5.0, Hasselbach 4.0, Crockett 3.0, Cadrez 2.0, Dronett 2.0, Williams 2.0, Aldridge 1.5, Burns 1.5, Jones 1.0, Robinson 1.0, Alexander 0.5, Wilson 0.5.

BRONCOS 30.0, OPPONENTS 26.0								
PASSING	Att.	Comp.	Yds.	Comp.%	Yd./Att.	TD	TD%	Int
Elway	542	316	3970	58.3	7.32	26	4.8	14
Millen	40	26	197	65.0	4.93	1	2.5	0
Musgrave	12	8	93	66.7	7.75	0	0.0	0
BRONCOS	594	350	4260	58.9	7.17	27	4.5	14
OPPONENTS	529	297	3518	56.1	6.65	20	3.8	8

RECEIVING	No.	Yds.	Avg.	Long	TD
Sharpe	63	756	12.0	49	4
Miller	59	1079	18.3	62	14
Davis	49	367	7.5	31	1
Craver	43	369	8.6	32	1
McCaffrey	39	477	12.2	35	2
Pritchard	33	441	13.4	45	3
Milburn	22	191	8.7	23	0
Johnson	12	170	14.2	23	0
Evans	12	124	10.3	22	1
Smith	6	152	25.3	43	1
Bernstine	5	54	10.8	38	0
Carswell	3	37	12.3	5	0
Rivers	3	32	10.7	23	0
Chamberlain	1	11	11.0	11	0
BRONCOS	350	4260	12.2	62	27
OPPONENTS	297	3518	11.8	57	20

INTERCEPTIONS	No.	Yds.	Avg.	Long	TD
Atwater	3	54	18.0	25	0
Braxton	2	36	18.0	36	0
Alexander	2	5	2.5	4	0
Hager	1	19	19.0	19	0
BRONCOS	8	114	14.3	36	0
OPPONENTS	14	103	7.4	29	0

PUNTING	No.	Yds.	Avg.	Net	TB	In20	Long	B
Rouen	52	2192	42.2	37.6	3	22	61	1
Elam	1	17	17.0	17.0	0	1	17	0
BRONCOS	54	2209	40.9	37.3	3	23	61	1
OPPONENTS	76	3253	42.8	34.9	12	18	62	0

PUNT RETURNS	No.	FC	Yds.	Avg.	Long	TD
Milburn	31	17	354	11.4	44	0
Crockett	0	0	4	—	4	0
Smith	0	1	0	—	—	0
BRONCOS	31	18	358	11.5	44	0
OPPONENTS	25	12	137	5.5	52	0

KICKOFF RETURNS	No.	Yds.	Avg.	Long	TD
Milburn	47	1269	27.0	86	0
Craver	7	50	7.1	13	0
Smith	4	54	13.5	17	0
Robinson	1	14	14.0	14	0
Burns	1	5	5.0	5	0
BRONCOS	60	1392	23.2	86	0
OPPONENTS	77	1671	21.7	94	2

FIELD GOALS	1-19	20-29	30-39	40-49	50+
Elam	0/0	7/9	14/15	5/7	5/7
OPPONENTS	0/0	4/4	4/7	4/5	1/3

ELAM: (22G,52G,20G,38N,38G,37G) () (20G) (23G,52G) (23N,52N,30G) (37G,30G,51G) (30G,32G,33G,37G) () (53G) (44G,48G) (20G,35G,46N,32G) (56G,48N,35G) (38G) (29G,46G,66N) (49G) (45G,28N,27G,37G)

OPPONENTS: () (45G) (30N,31G) (45G) (48N,45G,20G) (51G) () (35N) (31G,20G,54N) (52N,39G) (29G,32G) () (47G) (36G) (37N) ()

1995 DEFENSIVE STATS

(based on coaches' film review)

	TT	UT	A	S-YDS	I-YDS	PD	FF	FR
1 Atwater	148	107	41	0-0	3-54	8	3	0
2 Aldridge	110	77	33	1.5-10.5	0-0	3	1	1
Braxton	110	74	36	0-0	2-36	10	0	0
4 Crockett	78	61	17	3-32	0-0	16	1	1
5 Wyman	73	54	19	0-0	0-0	1	1	0
6 Washington	62	46	16	0-0	0-0	9	1	1
7 J. Jones	49	26	23	1-8	0-0	0	0	2
8 Hager	48	35	13	0-0	1-19	5	0	0
9 Cadrez	44	22	22	2-3	0-0	0	2	0
10 Perry	42	38	4	6-52	0-0	8	2	0
11 Fletcher	40	34	6	5-42	0-0	1	2	0
12 Alexander	36	28	8	0.5-1	2-5	3	1	0
13 D. Jones	25	17	8	0-0	0-0	1	2	0
14 Hasselbach	24	15	9	4-23	0-0	2	0	4
15 Burns	22	14	8	1.5-9	0-0	0	1	0
16 Hillard	20	16	4	0-0	0-0	4	1	0
17 Thomas	17	12	5	0-0	0-0	3	1	0
18 Hauck	16	10	6	0-0	0-0	1	0	0
19 R. Jones	10	8	2	0-0	0-0	3	0	0
20 Dronett	8	5	3	2-12	0-0	1	0	0
21 Williams	6	5	1	2-19	0-0	1	0	0
Robinson	6	3	3	1-4	0-0	0	0	1
23 Lodish	4	4	0	0-0	0-0	0	0	0
24 Garnett	3	3	0	0-0	0-0	0	0	0
25 Bradford	1	1	0	0-0	0-0	1	0	0
Wilson	1	1	0	0.5-4.5	0-0	0	0	0
TOTALS	1,003	716	287	30-220	7-114	81	19	10

1995 GAMES STARTED

OFFENSE

QB Elway, John	16	DE Dronett, Shane	2
RB Bernstein, Rod	3	DE Hasselbach, Harald	10
RB Craver, Aaron	12	DE Williams, Dan	16
RB Davis, Terrell	14	DT Jones, James	6
RB Milburn, Glyn	1	DT Perry, Michael Dean	14
WR Johnson, Vance	1	LB Aldridge, Allen	12
WR McCaffrey, Ed	4	LB Alexander, Elijah	8
WR Miller, Anthony	14	LB Cadrez, Glenn	7
WR Pritchard, Mike	13	LB Fletcher, Simon	16
WR Smith, Rod	1	LB Hager, Britt	5
TE Carswell, Dwayne	2	LB Jones, Dante	5
TE Evans, Jerry	2	LB Wyman, Dave	11
TE Sharpe, Shannon	12	CB Crockett, Ray	16
C Nalen, Tom	15	CB Washington, Lionel	16
C Tamm, Ralph	1	S Atwater, Steve	16
T Thompson, Broderick	16	S Braxton, Tyrone	16
T Zimmerman, Gary	16		
G Habib, Brian	16		
G Schlereth, Mark	16		

1995 COACHES

Mike Shanahan (Head Coach), **Frank Bush** (Linebackers), **Barney Chavous** (Asst. Offensive Line/Asst. Strength and Conditioning), **Rick Dennison** (Offensive Asst.), **Ed Donatelli** (Defensive Backs), **George Dyer** (Defensive Line), **Alex Gibbs** (Asst. Head Coach/Offensive Line), **Mike Heimerdinger** (Wide Receivers), **Gary Kubiak** (Offensive Coordinator/QBs), **Brian Pariani** (Tight Ends), **Al Reynolds** (Defensive Asst./Asst. Defensive Backs), **Greg Robinson** (Defensive Coordinator), **Greg Saporita** (Administrative Asst./Strength and Conditioning), **Richard Smith** (Special Teams), **Bobby Turner** (Running Backs), **Rich Tuten** (Defensive Line and Conditioning).

1995 LEADERS / RANKINGS

INDIVIDUAL	PLAYER	NO.	AFC RANK	NFL RANK	NFL LEADER	NO.
Points	Elam	132	2	3t	Smith (DAL)	150
Rushing Yards	Davis	1,117	3	9	Smith (DAL)	1,773
Passing Yards	Elway	3,970	1	5t	Favre (GB)	4,413
Passer Rating	Elway	86.4	6	14	Harbaugh (IND)	100.7
Receiving Yards	Miller	1,079	5	16	Rice (SF)	1,848
Receptions	Sharpe	63	12t	29t	Moore (DET)	123
Interceptions	Atwater	3	16t	37t	Thomas (MIN)	9
Sacks	Perry	16	25t	48t	Paup (BUF)	17.5
OFFENSE		NO.	AFC RANK	NFL RANK	NFL LEADER	NO.
Points Per Game		24.3	3	9	San Francisco	28.6
Total Yards Per Game		377.5	1	3	Detroit	382.1
Yards Per Play		5.7	1	3t	Detroit	6.0
Rushing Yards Per Game		124.7	3	5	Kansas City	138.9
Net Passing Yards Per Game		252.8	2	7	San Francisco	288.0
DEFENSE		NO.	AFC RANK	NFL RANK	NFL LEADER	NO.
Points Per Game		21.6	9	17	Kansas City	15.1
Total Yards Per Game		324.6	9	15	San Francisco	274.9
Yards Per Play		5.1	9	14t	Kansas City	4.3
Rushing Yards Per Game		118.4	11	23	San Francisco	66.3
Net Passing Yards Per Game		206.1	5	9	New York Jets	171.3

1995 KEY AWARDS

Pro Bowl (6): S Steve Atwater, K Jason Elam, KR Glyn Milburn, WR Anthony Miller, TE Shannon Sharpe, T Gary Zimmerman. **AP All-Pro (4):** K Jason Elam (second team), KR Glyn Milburn (second team), TE Shannon Sharpe (second team), T Gary Zimmerman (second team). **Football Digest NFL Rookie of the Year:** RB Terrell Davis.

1995 NFL STANDINGS

AFC EAST

Team	W	L	T	Pct	PF	PA
y-Buffalo	10	6	0	.625	350	335
x-Indianapolis	9	7	0	.563	331	316
x-Miami	9	7	0	.563	398	332
New England	6	10	0	.375	294	377
New York Jets	3	13	0	.188	233	384

AFC CENTRAL

Team	W	L	T	Pct	PF	PA
yz-Pittsburgh	11	5	0	.688	407	327
Cincinnati	7	9	0	.438	349	374
Houston	7	9	0	.438	348	324
Cleveland	5	11	0	.313	289	356
Jacksonville	4	12	0	.250	275	404

AFC WEST

Team	W	L	T	Pct	PF	PA
*yz-Kansas City	13	3	0	.813	358	241
x-San Diego	9	7	0	.563	321	323
Seattle	8	8	0	.500	363	366
Denver	8	8	0	.500	383	345
Oakland	8	8	0	.500	348	332

NFC EAST

Team	W	L	T	Pct	PF	PA
*yz-Dallas	12	4	0	.750	435	291
x-Philadelphia	10	6	0	.625	318	338
Washington	6	10	0	.375	326	359
New York Giants	5	11	0	.313	290	340
Arizona	4	12	0	.250	275	422

NFC CENTRAL

Team	W	L	T	Pct	PF	PA
y-Green Bay	11	5	0	.688	404	314
x-Detroit	10	6	0	.625	436	336
Chicago	9	7	0	.563	392	360
Minnesota	8	8	0	.500	412	385
Tampa Bay	7	9	0	.438	238	335

NFC WEST

Team	W	L	T	Pct	PF	PA
yz-San Francisco	11	5	0	.688	457	258
x-Atlanta	9	7	0	.563	362	349
St. Louis	7	9	0	.438	309	418
Carolina	7	9	0	.438	289	325
New Orleans	7	9	0	.438	319	348

x - Playoffs; y - Division Title; z - First-round Bye; * - Home-field Advantage

WILD CARD PLAYOFF GAMES

12/30 - at Buffalo 37, Miami 22
12/30 - at Philadelphia 58, Detroit 37
12/31 - Indianapolis 35, at San Diego 20
12/31 - at Green Bay 37, Atlanta 20

DIVISIONAL PLAYOFF GAMES

1/6 - at Pittsburgh 40, Buffalo 21
1/6 - Green Bay 27, at San Francisco 17
1/7 - Indianapolis 10, at Kansas City 7
1/7 - at Dallas 30, Philadelphia 11

CONFERENCE CHAMPIONSHIPS

1/14 - at Pittsburgh 20, Indianapolis 16
1/14 - at Dallas 38, Green Bay 27

SUPER BOWL XXX (TEMPE, ARIZ.)

1/28 - Dallas 27, Pittsburgh 17

1994 FINAL STATISTICS (7-9)

Head Coach: Wade Phillips AFC West: 4th Home Stadium: Mile High Stadium

Date	W-L	Score	Opponent	Attendance	RUSHING	No.	Yds.	Avg.	Long	TD
Sept 4	L	34-37	San Diego	74,032	L. Russell	190	620	3.3	22t	9
Sept 11	L	22-25	at New York Jets (OT)	73,436	Elway	58	235	4.1	22	4
Sept 18	L	16-48	L.A. Raiders	75,764	Milburn	58	201	3.5	20	1
Sept 26	L	20-27	at Buffalo	75,373	Clark	56	168	3.0	12	3
Oct 9	W	16-9	at Seattle	63,872	Bernstine	17	91	5.4	24	0
Oct 17	L	28-31	Kansas City	75,151	Rivers	43	83	1.9	11	2
Oct 23	W	20-15	at San Diego	61,626	Millen	5	57	11.4	24	0
Oct 30	W	26-14	Cleveland	73,190	Campbell	2	6	3.0	6	0
Nov 6	L	21-27	at L.A. Rams	48,103	D. Russell	1	6	6.0	6	0
Nov 13	W	17-10	Seattle	71,290	Miller	1	3	3.0	3	0
Nov 20	W	32-28	Atlanta	70,594	BRONCOS	431	1470	3.4	24	19
Nov 27	W	15-13	Cincinnati	69,714	OPPONENTS	432	1752	4.1	36	12
Dec 4	W	20-17	at Kansas City (OT)	77,631	RECEIVING	No.	Yds.	Avg.	Long	TD
Dec 11	L	13-23	at L.A. Raiders	60,016	Sharpe	87	1010	11.6	44	4
Dec 17	L	19-42	at San Francisco	64,884	Milburn	77	549	7.1	33	3
Dec 24	L	28-30	New Orleans	64,445	Miller	60	1107	18.5	76	5

TEAM STATISTICS				Den	Opp
TOTAL FIRST DOWNS				346	303
Rushing				101	103
Passing				202	182
Penalty				43	18
3RD DOWN: MADE/ATT				87/231	86/217
3rd Down Pct.				37.7	39.6
4TH DOWN: MADE/ATT				7/17	3/10
4th Down Pct.				41.2	30.0
POSSESSION AVG.				30:58	29:02
TOTAL NET YARDS				5487	5907
Avg. Per Game				342.9	369.2
Total Plays				1112	1023
Avg. Per Play				4.9	5.8
NET YARDS RUSHING				1470	1752
Avg. Per Game				91.9	109.5
Total Rushes				431	432
NET YARDS PASSING				4017	4155
Avg. Per Game				251.1	259.7
Sacked/Yards Lost				55/366	23/141
Gross Yards				4383	4296
Att./Completions				626/388	568/322
Completion Pct.				62.0	56.7
Had Intercepted				13	12
PUNTS/AVERAGE				76/42.9	76/43.5
NET PUNTING AVG.				76/37.1	76/35.8
PENALTIES/YARDS				101/865	134/1031
FUMBLES/BALL LOST				27/18	24/14
TOUCHDOWNS				37	43
Rushing				19	12
Passing				18	28
Returns				0	3

SCORE BY PERIODS				1	2	3	4	OT	Total
BRONCOS				53	96	102	93	3	347
OPPONENTS				64	148	77	104	3	396

INTERCEPTIONS				No.	Yds.	Avg.	Long	TD
Jones				2	9	4.5	9	0
Hilliard				2	8	4.0	8	0
Crockett				2	6	3.0	6	0
Atwater				1	24	24.0	24	0
Washington				1	5	5.0	5	0
Fletcher				1	4	4.0	4	0
Alexander				1	2	2.0	2	0
B. Smith				1	0	0.0	0	0
Williams				1	-3	-3.0	-3	0
BRONCOS				12	55	4.6	24	0
OPPONENTS				13	288	22.2	99t	3

PUNTING				No.	Yds.	Avg.	Net	TB	In20	Long	B
Roven				76	3258	42.9	37.1	8	23	59	0
TEAM				76	3258	42.9	37.1	8	23	59	0
OPPONENTS				76	3303	43.5	35.8	10	21	62	0

PUNT RETURNS				No.	FC	Yds.	Avg.	Long	TD
Milburn				41	4	379	9.2	44	0
BRONCOS				41	4	379	9.2	44	0
OPPONENTS				39	13	275	7.1	29	0

KICKOFF RETURNS				No.	Yds.	Avg.	Long	TD
Milburn				37	793	21.4	40	0
By'not'e				24	545	22.7	41	0
D. Russell				5	105	21.0	34	0
Campbell				3	24	8.0	11	0
Clark				3	34	11.3	20	0
Carswell				1	0	0.0	0	0
Evans				1	6	6.0	6	0
Swann				1	16	16.0	16	0
BRONCOS				75	1523	20.3	41	0
OPPONENTS				70	1396	19.9	62	0

FIELD GOALS				1-19	20-29	30-39	40-49	50+
Elam				0/0	11/11	11/11	7/12	1/3
OPPONENTS				3/3	8/9	11/13	9/10	0/2

ELAM: (25G, 43G) (43G,21G,29G) (43G) (41N, 28G,43G) (26G,33G,37G,43N) () (41N,54G,25G) (27G,32G) (42G,57N,29G) (42G) (35G,50B) (34G,33G,45N,37G,44N) (34G,34G) (20G,21G) (26G,45G) (32G,30G)

OPPONENTS: (27G) (39G) (42G,33G) (36G, 28G) (37G, 36G,42G) (27N,19G) (22G,39G,37G, 26G,44G) (43G,45G) (35G,18G) (56N,19G) () (43G,32G,51N) (22G,37B) (44G,29G,47G,30G, 28G) () (26G,44B,32B,37G,40G)

2-PT. CONVERSIONS:				Sharpe 2, Miller, BRONCOS 3-8, OPPONENTS 5-8
--------------------	--	--	--	--

SACKS: Fletcher 7.0, Dronett 6.0, Washington 2.5, Hasselbach 2.0, Mecklenburg 1.5, Alexander 1.0, Bradford 1.0, Robinson 1.0, D. Smith 1.0, **BRONCOS 23.0, OPPONENTS 55.0**

PASSING				Att.	Comp.	Yds.	Comp.%	Yd./Att.	TD	TD%	Int	Int%	LG	Sack/Lost	Rating
Elway				494	307	3490	62.1	7.06	16	3.2	10	2.0	63	46/303	85.7
Millen				131	81	893	61.8	6.82	2	1.5	3	2.3	76	9/63	77.6
Rivers				1	0	0	0.0	0.00	0	0.0	0	0.0	0	0/0	39.6
BRONCOS				626	388	4383	62.0	7.00	18	2.9	13	2.1	76	55/366	83.8
OPPONENTS				568	322	4296	56.7	7.56	28	4.9	12	2.1	75t	23/141	88.5

1994 DEFENSIVE STATS

(based on coaches' film review)

	TT	UT	A	S-YDS	I-YDS	PD	FF	FR
1 Alexander	172	105	67	1-10	1-2	7	0	1
2 Atwater	125	72	53	0-0	1-24	8	1	2
3 Mecklenburg	85	52	33	1.5-11	0-0	3	2	2
4 Washington	82	49	33	2.5-13	1-5	3	2	0
5 Fletcher	76	42	34	7-41	1-4	5	1	2
6 Crockett	70	48	22	0-0	2-6	20	0	2
7 B. Smith	68	54	14	0-0	1-0	14	0	0
8 Hasselbach	66	40	26	2-13	0-0	1	1	0
9 Dronett	63	39	24	6-35	0-0	5	1	0
10 R. Jones	55	37	18	0-0	2-9	5	0	1
11 Croel	52	29	23	0-0	0-0	1	1	0
12 Hilliard	51	46	5	0-0	2-8	14	2	0
13 D. Smith	42	25	17	1-9	0-0	5	0	1
14 D. Hall	34	18	16	0-0	0-0	1	0	0
15 Bradford	27	18	9	1-8	0-0	5	0	0
16 Fuller	22	17	5	0-0	0-0	3	0	0
Williams	22	11	11	0-0	1-3	2	0	0
18 Harvey	21	9	12	0-0	0-0	2	0	0
19 Burns	18	14	4	0-0	0-0	0	0	0
20 J. Robinson	14	8	6	1-1	0-0	1	0	0
21 Wyman	11	7	4	0-0	0-0	0	0	0
22 Aldridge	8	1	7	0-0	0-0	0	0	0
23 Oshodin	5	5	0	0-0	0-0	0	0	0
24 Sanders	3	1	2	0-0	0-0	0	0	0
25 By'not'e	1	1	0	0-0	0-0	0	0	0
Donahue	1	0	1	0-0	0-0	0	0	0
TOTAL	1,194	748	446	23-141	12-55	105	11	11

1994 GAMES STARTED

OFFENSE

QB Elway, John	14
QB Millen, Hugh	2
RB Bernstein, Rod	3
RB Clark, Derrick	4
RB Milburn, Glyn	6
RB Rivers, Reggie	1
RB Russell, Leonard	14
WR Campbell, Jeff	1
WR Miller, Anthony	14
WR Russell, Derek	12
WR Tillman, Cedric	3
TE Evans, Jerry	9
TE Sharpe, Shannon	13
C Widell, Dave	16
T Freeman, Russell	7
T Maggs, Don	1
T Scraftford, Kirk	8
T Zimmerman, Gary	16
G Habib, Brian	16
G Melander, Jon	15
G Nalen, Tom	1

DEFENSE

DE Dronett, Shane	15
DE Fletcher, Simon	16
DE Hasselbach, Harald	3
DE Williams, Dan	15
NT Washington, Ted	6
LB Aldridge, Allen	1
LB Alexander, Elijah	1
LB Burns, Keith	1
LB Croel, Mike	12
LB Fuller, Randy	1
LB Harvey, Richard	1
LB Mecklenburg, Karl	15
CB Bradford, Ronnie	1
CB Crockett, Ray	14
CB Hilliard, Randy	4
CB Smith, Ben	14
S Atwater, Steve	14
S Hall, Darryl	3
S Jones, Rondell	2
S Smith, Dennis	12

1994 COACHES

Wade Phillips (Head Coach), **Vernon Banks** (Strength & Conditioning), **Barney Chavous** (Defensive Line Asst./Strength & Conditioning Asst.), **Jim Fassel** (Asst. Head Coach/Offensive Coordinator), **Mo Forte** (Wide Receivers), **Leon Fuller** (Defensive Backs), **Bishop Harris** (Running Backs), **John Leva** (Offensive Line), **Rex Norris** (Defensive Line), **Al Reynolds** (Asst. Defensive Backs/Quality Control), **Harold Richardson** (Special Asst. to the Head Coach/Offense), **Richard Smith** (Special Teams/Linebackers), **Les Steckel** (Tight Ends), **Charlie Waters** (Defensive Coordinator), **John Paul Young** (Linebackers).

1994 LEADERS / RANKINGS

INDIVIDUAL	PLAYER	NO.	AFR RANK	NFL RANK	NFL LEADER	NO.
Points	Elam	119	2	3	Carney (SD)	135
Rushing Yards	Russell	620	15	27	Sanders (DET)	1,883
Passing Yards	Elway	3,490	3	8	Bledsoe (NE)	4,555
Passer Rating	Elway	85.7	2	4	Young (SF)	112.8
Receiving Yards	Miller	1,107	6	15	Rice (SF)	1,499
Receptions	Sharpe	87	4	8	Carter (MIN)	122
Interceptions	Jones/Hilliard/Crockett	2	331	691	Williams (ARI)	9
Sacks	Fletcher	7	161	311	Greene (PIT)	14
OFFENSE		NO.	AFR RANK	NFL RANK	NFL LEADER	NO.
Points Per Game		21.7	4	10	San Francisco	31.6
Total Yards Per Game		342.9	4	6	Miami	379.9
Yards Per Play		4.9	51	141	San Francisco	5.8
Rushing Yards Per Game		91.9	13	23	Pittsburgh	136.3
Net Passing Yards Per Game		273.9	3	4	New England	286.4
DEFENSE		NO.	AFR RANK	NFL RANK	NFL LEADER	NO.
Points Per Game		24.8	13	26	Cleveland	12.8
Total Yards Per Game		369.2	14	28	Dallas	269.6
Yards Per Play		5.8	14	28	Dallas	4.3
Rushing Yards Per Game		109.5	8	16	Minnesota	68.1
Net Passing Yards Per Game		259.7	14	28	Dallas	172.0

1994 KEY AWARDS

Pro Bowl (4): S Steve Atwater, QB John Elway, TE Shannon Sharpe, T Gary Zimmerman.

1994 NFL STANDINGS

AFC EAST

Team	W	L	T	Pct	PF	PA
y-Miami	10	6	0	.625	389	327
x-New England	10	6	0	.625	351	312
Indianapolis	8	8	0	.500	307	320
Buffalo	7	9	0	.438	340	356
New York Jets	6	10	0	.375	264	320

AFC CENTRAL

Team	W	L	T	Pct	PF	PA
*yz-Pittsburgh	12	4	0	.750	316	234
x-Cleveland	11	5	0	.688	340	204
Cincinnati	3	13	0	.188	276	406
Houston	2	14	0	.125	226	352

AFC WEST

Team	W	L	T	Pct	PF	PA
yz-San Diego	11	5	0	.688	381	306
x-Kansas City	9	7	0	.563	319	298
L.A. Raiders	9	7	0	.563	303	327
Denver	7	9	0	.438	347	396
Seattle	6	10	0	.375	287	323

NFC EAST

Team	W	L	T	Pct	PF	PA
yz-Dallas	12	4	0	.750	414	248
New York Giants	9	7	0	.563	279	305
Arizona	8	8	0	.500	235	267
Philadelphia	7	9	0	.438	308	308
Washington	3	13	0	.188	320	412

NFC CENTRAL

Team	W	L	T	Pct	PF	PA
y-Minnesota	10	6	0	.625	356	314
x-Green Bay	9	7	0	.563	382	287
x-Detroit	9	7	0	.563	357	342
x-Chicago	9	7	0	.563	271	307
Tampa Bay	6	10	0	.375	251	351

NFC WEST

Team	W	L	T	Pct	PF	PA
*yz-San Francisco	13	3	0	.813	505	296
New Orleans	7	9	0	.438	348	407
Atlanta	7	9	0	.438	317	385
L.A. Rams	4	12	0	.250	286	365

x - Playoffs; y - Division Title; z - First-round Bye; * - Home-field Advantage

WILD CARD PLAYOFF GAMES

12/31 - at Miami 27, Kansas City 17
12/31 - at Green Bay 16, Detroit 12
1/1 - at Cleveland 20, New England 13
1/1 - Chicago 35, at Minnesota 18

DIVISIONAL PLAYOFF GAMES

1/7 - at Pittsburgh 29, Cleveland 9
1/7 - at San Francisco 44, Chicago 15
1/8 - at San Diego 22, Miami 21
1/8 - at Dallas 35, Green Bay 9

CONFERENCE CHAMPIONSHIPS

1/15 - San Diego 17, at Pittsburgh 13
1/15 - at San Francisco 38, Dallas 28

SUPER BOWL XXIX (MIAMI)

1/29 - San Francisco 49, San Diego 26

1993 FINAL STATISTICS (9-7)

Head Coach: Wade Phillips AFC West: 3rd Home Stadium: Mile High Stadium

Date	W-L	Score	Opponent	Attendance	RUSHING	No.	Yds.	Avg.	Long	TD
Sept 5	W	26-20	at New York Jets	68,130	Bernstine	223	816	3.7	24	4
Sept 12	W	34-17	San Diego	75,074	Delpino	131	445	3.4	18	8
Sept 20	L	7-15	at Kansas City	78,453	Milburn	52	231	4.4	26	0
Oct 3	W	35-13	Indianapolis	74,953	Elway	44	153	3.5	18	0
Oct 10	L	27-30	at Green Bay	58,943	Rivers	15	50	3.3	14	1
Oct 18	L	20-23	L.A. Raiders	75,712	Rouen	1	0	0.0	0	0
Oct 31	W	28-17	Seattle	73,644	Maddox	2	-2	-1.0	-1	0
Nov 7	W	29-14	at Cleveland	77,818	BRONCOS	468	1693	3.6	26	13
Nov 14	L	23-26	Minnesota	67,329	OPPONENTS	397	1418	3.6	28	6
Nov 21	W	37-13	Pittsburgh	74,840						
Nov 28	W	17-9	at Seattle	57,812	RECEIVING	No.	Yds.	Avg.	Long	TD
Dec 5	L	10-13	at San Diego	60,233	Sharpe	81	995	12.3	63	9
Dec 12	W	27-21	Kansas City	75,822	Russell	44	719	16.3	43	3
Dec 18	W	13-3	at Chicago	53,056	Bernstine	44	372	8.5	41	0
Dec 26	L	10-17	Tampa Bay	73,434	Milburn	38	300	7.9	50	3
Jan 2	L	30-33	at L.A. Raiders (OT)	66,904	V. Johnson	36	517	14.4	56	5
					Marshall	28	360	12.9	40	2
					Delpino	26	195	7.5	25	0
					R. Johnson	20	243	12.2	38	1
					Tillman	17	193	11.4	30	2
					Kimbrough	8	79	9.9	16	0
					Rivers	6	59	9.8	17	1
					K. Taylor	1	28	28.0	28	0
					Wyman	1	1	1.0	1t	1
					BRONCOS	350	4061	11.6	63	27
					OPPONENTS	314	3969	12.6	74t	21

TEAM STATISTICS		Den	Opp
TOTAL FIRST DOWNS		327	280
Rushing		105	86
Passing		187	181
Penalty		35	13
3RD DOWN: MADE/ATT		98/225	71/215
3rd Down Pct.		43.6	33.0
4TH DOWN: MADE/ATT		2/11	8/17
4th Down Pct.		18.2	47.1
POSSESSION AVG.		31:23	28:37
TOTAL NET YARDS		5461	5149
Avg. Per Game		341.3	321.8
Total Plays		1060	1005
Avg. Per Play		5.2	5.1
NET YARDS RUSHING		1693	1418
Avg. Per Game		105.8	88.6
Total Rushes		468	397
NET YARDS PASSING		3768	3731
Avg. Per Game		235.5	233.2
Sacked/Yards Lost		39/293	46/238
Gross Yards		4061	3969
Att./Completions		553/350	562/314
Completion Pct.		63.3	55.9
Had Intercepted		10	18
PUNTS/AVERAGE		68/44.4	81/43.7
NET PUNTING AVG.		68/37.1	81/36.0
PENALTIES/YARDS		112/822	128/1019
FUMBLES/BALL LOST		29/18	27/13
TOUCHDOWNS		42	27
Rushing		13	6
Passing		27	21
Returns		2	0

SCORE BY PERIODS	1	2	3	4	OT	Total
BRONCOS	66	147	91	69	0	373
OPPONENTS	53	82	62	84	3	284

SCORING	TD	Ru	Pa	Rt	PAT	FG	S	PTS
Elam	0	0	0	0	41/42	26/35	0	119
Sharpe	9	0	9	0	0/0	0/0	0	54
Delpino	8	8	0	0	0/0	0/0	0	48
V. Johnson	5	0	5	0	0/0	0/0	0	30
Bernstine	4	4	0	0	0/0	0/0	0	24
Russell	4	0	3	1	0/0	0/0	0	24
Milburn	3	0	3	0	0/0	0/0	0	18
Rivers	2	1	1	0	0/0	0/0	1	14
Marshall	2	0	2	0	0/0	0/0	0	12
Tillman	2	0	2	0	0/0	0/0	0	12
Croel	1	0	0	1	0/0	0/0	0	6
R. Johnson	1	0	1	0	0/0	0/0	0	6
Wyman	1	0	1	0	0/0	0/0	0	6
BRONCOS	42	13	27	2	41/42	26/35	1	373
OPPONENTS	27	6	21	0	27/27	31/36	1	284

SACKS: Fletcher 13.5, Mecklenburg 9.0, Dronett 7.0, Croel 5.0, J. Robinson 3.5, Kragen 3.0, Wyman 2.0, Atwater 1.0, Oshodin 1.0, Williams 1.0. **BRONCOS 46.0, OPPONENTS 39.0**

PASSING	Att.	Comp.	Yds.	Comp.%	Yd./Att.	TD	TD%	Int	Int%	LG	Sack/Lost	Rating
Elway	551	348	4030	63.2	7.31	25	4.5	10	1.8	63	39/293	92.8
Maddox	1	1	1	100.0	1.00	1	100.0	0	0.0	1t	0/0	118.8
Marshall	1	1	30	100.0	30.00	1	100.0	0	0.0	30t	0/0	158.3
BRONCOS	553	350	4061	63.3	7.34	27	4.9	10	1.8	63	39/293	94.2
OPPONENTS	562	314	3969	55.9	7.06	21	3.7	18	3.2	74t	46/238	77.2

INTERCEPTIONS	No.	Yds.	Avg.	Long	TD
Smith	3	57	19.0	36	0
Braxton	3	37	12.3	25	0
Atwater	2	81	40.5	68	0
Dronett	2	13	6.5	7	0
Lang	2	4	2.0	4	0
Croel	1	22	22.0	22t	1
F. Robinson	1	13	13.0	13	0
Wyman	1	9	9.0	9	0
Bradford	1	0	0.0	0	0
Dimry	1	0	0.0	0	0
Hall	1	0	0.0	0	0
BRONCOS	18	236	13.1	68	1
OPPONENTS	10	79	7.9	19	0

PUNTING	No.	Yds.	Avg.	Net	TB	In20	Long	B
Rouen	67	3017	45.0	37.1	8	17	62	1
TEAM	68	3017	44.4	37.1	8	17	62	1
OPPONENTS	81	3541	43.7	36.0	10	22	61	2

PUNT RETURNS	No.	FC	Yds.	Avg.	Long	TD
Milburn	40	11	425	10.6	54	0
Bradford	1	0	0	0.0	0	0
BRONCOS	41	11	425	10.4	54	0
OPPONENTS	33	8	337	10.2	37	0

KICKOFF RETURNS	No.	Yds.	Avg.	Long	TD
Russell	18	374	20.8	49	0
Milburn	12	188	15.7	26	0
Delpino	7	146	20.9	49	0
Meeks	1	9	9.0	9	0
Sharpe	1	0	0.0	0	0
BRONCOS	39	717	18.4	49	0
OPPONENTS	63	1119	17.8	68	0

FIELD GOALS	1-19	20-29	30-39	40-49	50+
Elam	0/0	11/12	7/7	4/10	4/6
OPPONENTS	1/1	8/8	10/10	8/12	4/5

ELAM: (28G,30G,30G,41G) (20G,54G) () (53N) (47G,37G) (40G,42N,37G) (47N) (22G,38G) (26B,53G) (48G,27G,28G) (25G,40N) (30G,42G) (36G,53G) (29G,24G,41N) (51N,24G) (52G,24G,27G,40N)

OPPONENTS: (22G,43G) (30G) (34G,41,52G,44G,20G) (28G,28G) (28G,32G,21G) (32G,49G,53G) (53G) (49N) (25G,19G,35G,43G) (37G,38G) () (56N,47N,27G,34G) (44N) (31G) (48G,41N) (43G,50G,39G,47G)

1993 DEFENSIVE STATS

(based on coaches' film review)

	TT	UT	A	S-YDS	I-YDS	PD	FF	FR
1 Atwater	141	80	61	1-1	2-81	12	2	0
2 Wyman	133	91	42	2-9	1-0	4	0	1
3 Braxton	111	79	32	0-0	3-37	19	2	2
4 Croel	110	79	31	5-30	1-22	6	1	2
5 Mecklenburg	99	82	17	9-60	0-0	4	1	2
Fletcher	99	62	37	13.5-75.5	0-0	3	3	1
7 D. Smith	96	54	42	0-0	5-57	15	1	0
8 Hall	70	34	36	0-0	1-0	5	0	0
9 Kragen	65	43	22	3-10	0-0	3	0	1
10 Lang	64	42	22	0-0	2-4	12	0	0
11 Dimry	51	30	21	0-0	1-0	11	0	0
12 Dronett	49	32	17	7-24	2-13	5	1	0
13 F. Robinson	40	26	14	0-0	1-13	8	0	0
14 D. Williams	37	18	19	1-6	0-0	2	0	1
15 Oshodin	36	21	15	1-5	0-0	2	1	0
16 Bradford	13	10	3	0-0	1-0	6	0	0
J. Robinson	13	7	6	3.5-17.5	0-0	1	1	0
18 Alexander	10	8	2	0-0	0-0	0	0	0
19 R. Jones	6	4	2	0-0	0-0	2	0	0
Drozdzov	6	3	3	0-0	0-0	0	0	0
21 Taylor	3	3	0	0-0	0-0	1	0	0
TOTAL	1,252	808	444	46-238	18-227	121	13	10

1993 GAMES STARTED

OFFENSE	DEFENSE
QB Elway, John	16 DE Dronett, Shane
RB Bernstein, Rod	14 DE Oshodin, Willie
RB Delpino, Robert	5 DE Williams, Dan
RB Milburn, Glyn	1 NT Drozdov, Darren
RB Rivers, Reggie	2 NT Kragen, Greg
WR Johnson, Vance	8 LB Croel, Mike
WR Marshall, Arthur	9 LB Fletcher, Simon
WR Russell, Derek	12 LB Mecklenburg, Karl
WR Tillman, Cedric	3 LB Wyman, Dave
TE Evans, Jerry	2 CB Bradford, Ronnie
TE Johnson, Reggie	12 CB Braxton, Tyrone
TE Sharpe, Shannon	12 CB Dimry, Charles
C Kartz, Keith	11 CB Robinson, Frank
T Freeman, Russell	14 S Atwater, Steve
T Maggs, Don	2 S Hall, Darryl
T Zimmerman, Gary	16 S Smith, Dennis
G Habib, Brian	16
G Melander, Jon	6
G/C Widell, Dave	15

1993 COACHES

Wade Phillips (Head Coach), **Vernon Banks** (Strength & Conditioning), **Barney Chavous** (Defensive Line Asst./Strength & Conditioning Asst.), **Jim Fassel** (Asst. Head Coach/Offensive Coordinator), **Mo Forte** (Wide Receivers), **Bishop Harris** (Running Backs), **John Levr (Offensive Line), **Al Reynolds** (Asst. Defensive Backs/Quality Control), **Harold Richardson** (Special Asst. to the Head Coach/Offense), **Richard Smith** (Special Teams/Linebackers), **Ernie Stautner** (Defensive Line), **Les Steckel** (Tight Ends), **Charlie Waters** (Defensive Coordinator/Defensive Backs), **John Paul Young** (Linebackers).**

1993 LEADERS / RANKINGS

INDIVIDUAL	PLAYER	NO.	AFC RANK	NFL RANK	NFL LEADER	NO.
Points	Elam	119	4	7	Jaeger (LAR)	132
Rushing Yards	Bernstine	816	6	14	Smith (DAL)	1,486
Passing Yards	Elway	4,030	1	1	Elway (DEN)	4,030
Passer Rating	Elway	92.8	1	3	Young (SF)	101.5
Receiving Yards	Sharpe	995	5	10	Rice (SF)	1,503
Receptions	Sharpe	81	3	8	Sharpe (GB)	112
Interceptions	Braxton/Smith	3	7t	7t	Odome (BUF)	9
Sacks	Fletcher	13.5	3	3	Smith (KC)	15
OFFENSE		NO.	AFC RANK	NFL RANK	NFL LEADER	NO.
Points Per Game		23.3	1	3	San Francisco	29.6
Total Yards Per Game		341.3	3	5	San Francisco	402.2
Yards Per Play		5.2	3	5t	San Francisco	6.3
Rushing Yards Per Game		105.8	9	18	New York Giants	138.1
Net Passing Yards Per Game		235.5	3	4	San Francisco	268.9
DEFENSE		NO.	AFC RANK	NFL RANK	NFL LEADER	NO.
Points Per Game		17.8	5	10	New York Giants	12.8
Total Yards Per Game		321.8	10	19	Minnesota	275.4
Yards Per Play		5.1	12t	20t	Green Bay	4.5
Rushing Yards Per Game		88.6	4	4	Houston	79.6
Net Passing Yards Per Game		233.2	13	27	New Orleans	162.9

1993 KEY AWARDS

Pro Bowl (5): S Steve Atwater, QB John Elway, LB Karl Mecklenburg, TE Shannon Sharpe, S Dennis Smith. **AP All-Pro (3):** QB John Elway (second team), TE Shannon Sharpe (first team), T Gary Zimmerman (second team). **NFLPA AFC MVP:** QB John Elway.

1993 NFL STANDINGS

AFC EAST

Team	W	L	T	Pct	PF	PA
*yz-Buffalo	12	4	0	.750	329	242
Miami	9	7	0	.563	349	351
New York Jets	8	8	0	.500	270	247
New England	5	11	0	.313	238	286
Indianapolis	4	12	0	.250	189	378

AFC CENTRAL

Team	W	L	T	Pct	PF	PA
yz-Houston	12	4	0	.750	368	238
x-Pittsburgh	9	7	0	.563	308	281
Cleveland	7	9	0	.438	304	307
Cincinnati	3	13	0	.188	187	319

AFC WEST

Team	W	L	T	Pct	PF	PA
y-Kansas City	11	5	0	.688	328	291
x-L.A. Raiders	10	6	0	.625	306	326
x-Denver	9	7	0	.563	373	284
San Diego	8	8	0	.500	322	290
Seattle	6	10	0	.375	280	314

NFC EAST

Team	W	L	T	Pct	PF	PA
*yz-Dallas	12	4	0	.750	376	229
x-New York Giants	11	5	0	.688	288	205
Philadelphia	8	8	0	.500	293	315
Phoenix	7	9	0	.438	326	269
Washington	4	12	0	.250	230	345

NFC CENTRAL

Team	W	L	T	Pct	PF	PA
y-Detroit	10	6	0	.625	298	292
x-Minnesota	9	7	0	.563	277	290
x-Green Bay	9	7	0	.563	340	282
Chicago	7	9	0	.438	234	230
Tampa Bay	5	11	0	.313	237	376

NFC WEST

Team	W	L	T	Pct	PF	PA
yz-San Francisco	10	6	0	.625	473	295
New Orleans	8	8	0	.500	317	343
Atlanta	6	10	0	.375	316	385
L.A. Rams	5	11	0	.313	221	367

x - Playoffs; y - Division Title; z - First-round Bye; * - Home-field Advantage

WILD CARD PLAYOFF GAMES

1/8 - at Kansas City 27, Pittsburgh 24 (OT)

1/8 - Green Bay 28, at Detroit 24

1/9 - at Los Angeles Raiders 42, Denver 24

1/9 - at New York Giants 17, Minnesota 10

DIVISIONAL PLAYOFF GAMES

1/15 - at Buffalo 29, Los Angeles Raiders 23

1/15 - at San Francisco 44, New York Giants 3

1/16 - Kansas City 28, at Houston 20

1/16 - at Dallas 27, Green Bay 17

CONFERENCE CHAMPIONSHIPS

1/23 - at Buffalo 30, Kansas City 13

1/23 - at Dallas 38, San Francisco 21

SUPER BOWL XXVIII (ATLANTA)

1/30 - Dallas 30, Buffalo 13

1992 FINAL STATISTICS (8-8)

Head Coach: Dan Reeves **AFC West:** 3rd **Home Stadium:** Mile High Stadium

Date	W-L	Score	Opponent	Attendance	RUSHING	No.	Yds.	Avg.	Long	TD
Sep 6	W	17-13	L.A. Raiders	75,418	Green	161	648	4.0	67	2
Sep 13	W	21-13	San Diego	74,367	Rivers	74	282	3.8	48	3
Sep 20	L	0-30	at Philadelphia	65,833	Lewis	73	268	3.7	22	4
Sep 27	W	12-0	at Cleveland	78,064	Elway	34	94	2.8	9	2
Oct 4	W	20-19	Kansas City	75,629	S. Smith	23	94	4.1	15	0
Oct 12	L	3-34	at Washington	56,371	Marshall	11	56	5.1	16	0
Oct 18	W	27-21	Houston	74,827	Moore	8	39	4.9	11	0
Oct 25	L	21-24	at San Diego	53,576	Maddox	9	20	2.2	11	0
Nov 8	W	27-16	New York Jets	74,678	R. Johnson	2	7	3.5	8	0
Nov 15	W	27-13	New York Giants	75,269	Jackson	3	-1	-0.3	1	0
Nov 22	L	0-24	at L.A. Raiders	50,011	Perryman	3	-1	-0.3	1	0
Nov 30	L	13-16	at Seattle (OT)	51,612	Sharpe	2	-6	-3.0	-3	0
Dec 6	L	27-31	Dallas	74,946	BRONCOS	403	1500	3.7	67	11
Dec 12	L	17-27	at Buffalo	71,740	OPPONENTS	489	1963	4.0	37	10
Dec 20	W	10-6	Seattle	72,570	RECEIVING	No.	Yds.	Avg.	Long	TD
Dec 27	L	20-42	at Kansas City	76,240						

TEAM STATISTICS	Den	Opp
TOTAL FIRST DOWNS	234	283
Rushing	84	105
Passing	135	156
Penalty	15	22
3RD DOWN: MADE/ATT	67/208	81/222
3rd Down Pct.	32.2	36.5
4TH DOWN: MADE/ATT	5/11	5/13
4th Down Pct.	45.5	38.5
POSSESSION AVG.	28:14	31:46
TOTAL NET YARDS	4430	5083
Avg. Per Game	276.9	317.7
Total Plays	928	1001
Avg. Per Play	4.8	5.1
NET YARDS RUSHING	1500	1963
Avg. Per Game	93.8	122.7
Total Rushes	403	489
NET YARDS PASSING	2930	3120
Avg. Per Game	183.1	195.0
Sacked/Yards Lost	52/382	50/317
Gross Yards	3312	3437
Att./Completions	473/258	462/268
Completion Pct.	54.5	58.0
Had Intercepted	29	15
PUNTS/AVERAGE	85/43.3	78/43.3
NET PUNTING AVG.	85/37.7	78/36.2
PENALTIES/YARDS	98/768	96/715
FUMBLES/BALL LOST	29/14	33/16
TOUCHDOWNS		
Rushing	11	10
Passing	1	2
Returns	2	4

SCORE BY PERIODS	1	2	3	4	OT	Total
BRONCOS	61	40	63	98	0	262
OPPONENTS	51	121	74	80	3	329

SCORING	TD	Ru	Pa	Rt	PAT	FG	\$	PTS
Treadwell	0	0	0	0	28/28	20/24	0	88
Jackson	8	0	0	8	0/0	0/0	0	48
Lewis	4	0	0	0	0/0	0/0	0	24
Rivers	4	3	1	0	0/0	0/0	0	24
Elway	2	2	0	0	0/0	0/0	0	12
Green	2	2	0	0	0/0	0/0	0	12
V. Johnson	2	0	2	0	0/0	0/0	0	12
Sharpe	2	0	2	0	0/0	0/0	0	12
Brooks	1	0	0	1	0/0	0/0	0	6
Henderson	1	0	0	1	0/0	0/0	0	6
R. Johnson	1	0	1	0	0/0	0/0	0	6
Marshall	1	0	1	0	0/0	0/0	0	6
Tilghman	1	0	0	0	0/0	0/0	0	6
Daluso	0	0	0	0	0/0	0/1	0	0
BRONCOS	29	11	16	2	28/29	20/25	0	262
OPPONENTS	35	10	21	4	35/35	28/38	0	329

SACKS: Fletcher 16.0, Mecklenburg 7.5, Dronett 6.5, Kragen 5.5, Croel 5.0, Mills 2.0, Sochia 1.5, Walker 1.5, Atwater 1.0, Lang 1.0, Traylor 1.0, Holmes 0.5. **BRONCOS 50.0. OPPONENTS 52.0**

RECEIVING	No.	Yds.	Avg.	Long	TD
Sharpe	53	640	12.1	55	2
Jackson	48	745	15.5	51	8
Rivers	45	449	10.0	37	1
Marshall	26	493	19.0	80t	1
V. Johnson	24	294	12.3	40	2
Tillman	12	211	17.6	81t	1
Russell	12	140	11.7	22	0
R. Johnson	10	139	13.9	48	1
Green	10	79	7.9	33	0
Kay	7	56	8.0	15	0
Lewis	4	30	7.5	16	0
Jones	3	17	5.7	16	0
Perryman	2	15	7.5	9	0
Young	1	11	11.0	11	0
Do. Widell	1	-7	-7.0	-7	0
BRONCOS	258	3312	12.8	81t	16
OPPONENTS	268	3437	12.8	72	21

INTERCEPTIONS	No.	Yds.	Avg.	Long	TD
Henderson	4	79	19.8	46t	1
D. Smith	4	10	2.5	8	0
Braxton	2	54	27.0	40	0
Atwater	2	22	11.0	22	0
Lang	1	26	26.0	26	0
Brooks	1	17	17.0	17	0
Dimmy	1	2	2.0	2	0
BRONCOS	15	210	14.0	46t	1
OPPONENTS	29	567	19.6	69t	3

PUNTING	No.	Yds.	Avg.	Net	TB	In20	Long	B
Horan	37	1681	45.4	40.2	1	7	62	1
Rodriguez	25	1066	42.6	35.4	3	4	55	0
Parker	12	491	40.9	31.9	1	1	61	0
Daluso	10	467	46.7	40.7	1	2	67	0
BRONCOS	85	3705	43.6	37.7	6	14	67	1
OPPONENTS	78	3380	43.3	36.2	10	19	73	1

PUNT RETURNS	No.	FC	Yds.	Avg.	Long	TD
Marshall	33	16	349	10.6	47	0
Dimry	1	0	4	4.0	4	0
BRONCOS	34	16	353	10.4	47	0
OPPONENTS	39	16	382	9.8	42	0

KICKOFF RETURNS	No.	Yds.	Avg.	Long	TD
Montgomery	21	466	22.2	64	0
Marshall	8	132	16.5	21	0
Russell	7	154	22.0	33	0
Green	5	76	15.2	20	0
Robinson	4	89	22.3	26	0
R. Johnson	2	47	23.5	34	0
S. Smith	2	31	15.5	21	0
Oliver	1	20	20.0	20	0
Traylor	1	13	13.0	13	0
BRONCOS	51	1028	20.2	64	0
OPPONENTS	13	254	19.5	47	0

FIELD GOALS	1-19	20-29	30-39	40-49	50+
Treadwell	1/1	9/10	6/8	4/5	0/0
Daluiso	0/0	0/0	0/0	0/0	0/1
BRONCOS	1/1	9/10	6/8	4/5	0/1
OPPONENTS	1/1	7/7	14/17	3/8	3/5

TREADWELL: (39G) () (49N,33N) 23G,32G,20G) (41G, 22G,31B)
(38G) (45G,28G) () (37G,23G) (25G,46G) (23B) (28G,36G) () (26G)
(30G) (27G, 19G)

DALUI SO: (54B) () () () () () () () () () () () () () () ()

OPPONENTS: (41G,34G) (37B,20G,27G) (50G,27G,35G) ()

(44G,36G,49N,26G,33G) (43G,46N,36G) (43N) (52N,37G)
(27C,10C,52N,40B,26C) (20C,28C) (51C,16N) (20C,22C,23N,22C)

(27G,19G,52N,40B,36G) (30G,38G) (51G,46N) (30G,33G,33N,32G)
(53G,32N) (29G,25G) (34G,36G) ()

(33G,32N) (29G,25G) (34G,30G), ()

PASSING	Att.	Comp.	Yds.	Comp.%	Yd./Att.	TD	TD%	Int	Int%	LG	Sack/Lost	Rating
Elway	316	174	2242	55.1	7.09	10	3.2	17	5.4	80t	36/272	65.7
Maddox	121	66	757	54.5	6.26	5	4.1	9	7.4	38t	10/60	58.4
Moore	34	17	232	50.0	6.82	0	0.0	3	8.8	48t	6/50	35.4
Lewis	1	0	0	0.0	0.0	0	0.0	0	0.0	0	0/0	39.6
Marshall	1	1	81	100.0	81.00	1	100.0	0	0.0	81t	0/0	158.3
BRONCOS	473	258	3312	54.5	7.00	16	3.4	29	6.1	81t	52/382	62.4
OPPONENTS	462	268	3437	58.0	7.44	21	4.5	15	3.2	72t	50/317	63.8



1992 DEFENSIVE STATS

(based on coaches' film review)

	TT	UT	A	S-YDS	I-YDS	PD	FF	FR
1 Brooks	167	106	61	0-0	1-17	2	3	2
2 Atwater	152	76	76	1-10	2-22	12	2	3
3 D. Smith	127	72	55	0-0	4-10	12	0	2
4 Mecklenburg	115	80	35	7.5-46	0-0	4	2	0
5 Croel	101	70	31	5-42	0-0	4	2	1
Kragen	101	65	36	5.5-41	0-0	3	2	0
7 Fletcher	100	64	36	16-97	0-0	9	5	0
8 Braxton	97	53	44	0-0	2-54	16	0	0
9 Dimry	56	43	13	0-0	1-2	13	0	0
Henderson	56	43	13	0-0	4-79	10	1	0
11 Lang	49	31	18	1-10	1-26	8	1	1
Dronett	49	27	22	6.5-32	0-0	5	1	2
Walker	49	20	29	1.5-15	0-0	1	0	2
14 Sochia	39	24	15	1.5-11	0-0	0	0	0
Traylor	39	21	18	1-14	0-0	1	1	0
16 Montgomery	29	13	16	0-0	0-0	2	0	1
17 Mills	22	14	8	2-19	0-0	3	0	2
18 Granby	3	2	1	0-0	0-0	0	0	0
19 Robinson	2	2	0	0-0	0-0	0	0	0
20 Geater	1	0	1	0-0	0-0	0	0	0
TOTAL	1,354	826	528	48.5-337	15-210	105	20	16

1992 GAMES STARTED

OFFENSE	DEFENSE
QB Elway, John	12 DE Dronett, Shane
QB Maddox, Tommy	4 DE Sochia, Brian
RB Green, Gaston	13 DE Walker, Kenny
RB Lewis, Greg	2 NT Kragen, Greg
RB Smith, Sammy	1 LB Brooks, Michael
FB Jones, Victor	1 LB Croel, Mike
FB Perryman, Robert	1 LB Fletcher, Simon
FB Rivers, Reggie	3 LB Mecklenburg, Karl
WR Jackson, Mark	13 LB Traylor, Keith
WR Johnson, Vance	7 CB Braxton, Tyrone
WR Marshall, Arthur	1 CB Dimry, Charles
WR Russell, Derek	6 CB Henderson, Wymon
WR Tillman, Cedric	1 CB Lang, Le-Lo
TE Johnson, Reggie	7 S Atwater, Steve
TE Kay, Clarence	13 S Granby, John
TE Sharpe, Shannon	11 S Montgomery, Alton
C Kartz, Keith	15 S Smith, Dennis
C Widell, Dave	1
T Freeman, Russell	16
T Lanier, Ken	16
G Davidson, Jeff	16
G Widell, Doug	16

1992 COACHES

Dan Reeves (Head Coach), **Marvin Bass** (Special Assistant), **Raymond Berry** (Quarterbacks), **Barney Chavous** (Defensive Assistant), **Joe DeCamillis** (Defensive Quality Control), **Mo Forte** (Running Backs), **George Henshaw** (Offensive Coordinator/Wide Receivers), **Pete Mangurian** (Offensive Line), **Al Miller** (Strength/Conditioning), **Mike Nolan** (Linebackers), **Wade Phillips** (Defensive Coordinator), **Harold Richardson** (Tight Ends/Special Teams), **Ernie Stautner** (Defensive Line), **Charlie Waters** (Defensive Backs).

1992 LEADERS / RANKINGS

INDIVIDUAL	PLAYER	NO.	AFC RANK	NFL RANK	NFL LEADER	NO.
Points	Treadwell	88	8	17	Stoyanovich (MIA)	124
Rushing Yards	Green	648	10	20	Smith (DAL)	173
Passing Yards	Elway	2,242	8	18	Marino (MIA)	4,116
Passer Rating	Elway	65.7	8	20	Young (SF)	107.0
Receiving Yards	Jackson	745	14	26	Sharpe (GB)	1,461
Receptions	Sharpe	53	14	34	Sharpe (GB)	108
Interceptions	Henderson/Smith	4	5	10	Jones (BUF)	8
Sacks	Fletcher	16	2	4	Simmons (PHI)	19
OFFENSE		NO.	AFC RANK	NFL RANK	NFL LEADER	NO.
Points Per Game		16.4	9	22	San Francisco	26.9
Total Yards Per Game		276.9	8	21	San Francisco	387.2
Yards Per Play		4.8	7	17	San Francisco	6.2
Rushing Yards Per Game		93.8	13	25	Buffalo	152.3
Net Passing Yards Per Game		183.2	6	19	San Francisco	253.4
DEFENSE		NO.	AFC RANK	NFL RANK	NFL LEADER	NO.
Points Per Game		20.6	12	19	New Orleans	12.6
Total Yards Per Game		317.7	13	22	Dallas	245.7
Yards Per Play		5.1	11	16	New Orleans	4.3
Rushing Yards Per Game		122.7	12	23	Dallas	77.8
Net Passing Yards Per Game		195.0	11	14	Kansas City	158.6

1992 KEY AWARDS

Pro Bowl (3): S Steve Atwater, LB Michael Brooks, TE Shannon Sharpe.
AP All-Pro (2): S Steve Atwater (first team), DT Greg Kragen (second team).

1992 NFL STANDINGS

AFC EAST

Team	W	L	T	Pct	PF	PA
yz-Miami	11	5	0	.688	340	281
x-Buffalo	11	5	0	.688	381	283
Indianapolis	9	7	0	.563	216	302
New York Jets	4	12	0	.250	220	315
New England	2	14	0	.125	205	363

AFC CENTRAL

Team	W	L	T	Pct	PF	PA
*yz-Pittsburgh	11	5	0	.688	299	225
x-Houston	10	6	0	.625	352	258
Cleveland	7	9	0	.438	272	275
Cincinnati	5	11	0	.313	274	364

AFC WEST

Team	W	L	T	Pct	PF	PA
y-San Diego	11	5	0	.688	335	241
x-Kansas City	10	6	0	.625	348	282
Denver	8	8	0	.500	262	329
L.A. Raiders	7	9	0	.438	249	281
Seattle	2	14	0	.125	140	312

NFC EAST

Team	W	L	T	Pct	PF	PA
yz-Dallas	13	3	0	.813	409	243
x-Philadelphia	11	5	0	.688	354	245
x-Washington	9	7	0	.563	300	255
New York Giants	6	10	0	.375	306	367
Phoenix	4	12	0	.250	243	332

NFC CENTRAL

Team	W	L	T	Pct	PF	PA
y-Minnesota	11	5	0	.688	374	249
Green Bay	9	7	0	.563	276	296
Tampa Bay	5	11	0	.313	267	365
Chicago	5	11	0	.313	295	361
Detroit	5	11	0	.313	273	332

NFC WEST

Team	W	L	T	Pct	PF	PA
*yz-San Francisco	14	2	0	.875	431	236
x-New Orleans	12	4	0	.750	330	202
Atlanta	6	10	0	.375	327	414
L.A. Rams	6	10	0	.375	313	383

x - Playoffs; y - Division Title; z - First-round Bye; * - Home-field Advantage

WILD CARD PLAYOFF GAMES

1/2 - at San Diego 17, Kansas City 0
 1/2 - Washington 24, at Minnesota 7
 1/3 - at Buffalo 41, Houston 38 (OT)
 1/3 - Philadelphia 36, at New Orleans 20

DIVISIONAL PLAYOFF GAMES

1/9 - Buffalo 24, at Pittsburgh 3
 1/9 - at San Francisco 20, Washington 13
 1/10 - at Miami 31, San Diego 0
 1/10 - at Dallas 34, Philadelphia 10

CONFERENCE CHAMPIONSHIPS

1/17 - Buffalo 29, at Miami 10
 1/17 - Dallas 30, at San Francisco 20

SUPER BOWL XXVII (PASADENA, CALIF.)

1/31 - Dallas 52, Buffalo 17



1991 FINAL STATISTICS (12-4)

Head Coach: Dan Reeves AFC West: 1st Home Stadium: Mile High Stadium

Date	W-L	Score	Opponent	Attendance	RUSHING	No.	Yds.	Avg.	Long	TD
Sept 1	W	45-14	Cincinnati	72,855	Green	261	1037	4.0	63t	4
Sept 8	L	13-16	at L.A. Raiders	48,569	Lewis	99	376	3.8	27	4
Sept 15	W	16-10	Seattle	74,152	Elway	55	255	4.6	17t	6
Sept 22	W	27-19	San Diego	73,258	Sewell	50	211	4.2	26	2
Sept 29	W	13-6	at Minnesota	55,031	Perryman	21	45	2.1	6	0
Oct 6	L	14-42	at Houston	59,145	Humphrey	11	33	3.0	7	0
Oct 20	W	19-16	Kansas City	75,866	Jackson	2	18	9.0	21	0
Oct 27	W	9-6	at New England	43,994	Sharpe	1	15	15.0	15	0
Nov 3	W	20-13	Pittsburgh	70,973	Kubiak	3	11	3.7	12	0
Nov 10	L	16-17	L.A. Raiders	75,896	Horan	2	9	4.5	9	0
Nov 17	W	24-20	at Kansas City	74,661	Rivers	2	5	2.5	3	0
Nov 24	L	10-13	at Seattle	60,430	BRONCOS	505	2015	4.0	63t	16
Dec 1	W	20-3	New England	67,116	OPPONENTS	411	1794	4.4	49	8
Dec 8	W	17-7	at Cleveland	73,539						
Dec 15	W	24-19	Phoenix	74,098						
Dec 22	W	17-14	at San Diego	51,449						

TEAM STATISTICS				Den	Opp					
TOTAL FIRST DOWNS				284	242					
Rushing				117	81					
Passing				150	147					
Penalty				17	14					
3RD DOWN: MADE/ATT				92/223	64/206					
3rd Down Pct.				41.3	31.1					
4TH DOWN: MADE/ATT				8/14	7/17					
4th Down Pct.				57.1	41.2					
POSSESSION AVG.				31:36	28:24					
TOTAL NET YARDS				5012	4549					
Avg. Per Game				313.3	284.3					
Total Plays				1012	939					
Avg. Per Play				5.0	4.8					
NET YARDS RUSHING				2015	1794					
Avg. Per Game				125.9	112.1					
Total Rushes				505	411					
NET YARDS PASSING				2997	2755					
Avg. Per Game				187.3	172.2					
Sacked/Yards Lost				46/313	52/346					
Gross Yards				3310	3101					
Att./Completions				459/246	476/246					
Completion Pct.				53.6	51.7					
Had Intercepted				12	23					
PUNTS/AVERAGE				74/41.2	79/44.5					
NET PUNTING AVG.				36.4	39.1					
PENALTIES/YARDS				94/715	105/848					
FUMBLES/BALL LOST				31/13	26/10					
TOUCHDOWNS				32	22					
Rushing				16	8					
Passing				13	12					
Returns				3	2					

SCORE BY PERIODS													
	1	2	3	4	OT	Total							
BRONCOS	42	111	71	80	0	304							
OPPONENTS	43	77	49	66	0	235							
SCORING	TD	Ru	Pa	Rt	PAT	FG	S	PTS					
Treadwell	0	0	0	0	31/32	27/36	0	112					
Elway	6	6	0	0	0/0	0/0	0	36					
Green	4	4	0	0	0/0	0/0	0	24					
Lewis	4	4	0	0	0/0	0/0	0	24					
Sewell	4	2	2	0	0/0	0/0	0	24					
V. Johnson	3	0	3	0	0/0	0/0	0	18					
Nattiel	2	0	2	0	0/0	0/0	0	12					
Young	2	0	2	0	0/0	0/0	0	12					
Braxton	1	0	0	1	0/0	0/0	0	6					
Dimry	1	0	0	1	0/0	0/0	0	6					
Jackson	1	0	1	0	0/0	0/0	0	6					
R. Johnson	1	0	1	0	0/0	0/0	0	6					
Powers	1	0	0	1	0/0	0/0	0	6					
Russell	1	0	1	0	0/0	0/0	0	6					
Sharpe	1	0	1	0	0/0	0/0	0	6					
BRONCOS	32	16	13	3	31/32	27/36	0	304					
OPPONENTS	22	8	12	2	22/22	27/33	0	235					
PUNT RETURNS							No.	FC	Yds.	Avg.	Long	TD	
V. Johnson							24	14	174	7.3	20	0	
Nattiel							10	2	43	4.3	17	0	
Clark							7	1	67	9.6	18	0	
BRONCOS							41	17	284	6.9	20	0	
OPPONENTS							28	14	170	6.1	23	0	
KICKOFF RETURNS							No.	Yds.	Avg.	Long	TD		
Montgomery							26	488	18.8	55	0		
Russell							7	120	17.1	30	0		
Clark							2	45	22.5	29	0		
Lewis							1	20	20.0	20	0		
Sewell							1	14	14.0	14	0		
BRONCOS							37	687	18.6	55	0		
OPPONENTS							62	1096	17.7	38	0		
FIELD GOALS							1-19	20-29	30-39	40-49	50+		
Treadwell							5/5	10/10	9/12	3/9	0/0		
OPPONENTS							2/2	11/13	7/10	7/7	0/1		
TREADWELL: (30N,42N,19G) (22G,47G) (17G, 25G,35G) (34G,23G) (37G,42G),(31 N) (39G, 30G, 25G,27G),(35G,													

TREADWELL: (30N,42N,19G) (22G,47G) (17G, 25G,35G) (34G,23G) (37G,42G) (31 N) (39G, 30G, 25G,27G) (35G, 18G,47N,34G) (28G,21G, 45N) (19G,48N) (37G,35N) (47N,23G) (20G, 24G) (37G) (18G) (42G,45N)
OPPONENTS: (29G,23G,34G,32N) (28G) (41G, 43G,43G, 36G) (49G,25G) (32N) (32G,48G,25G) (20G,17G,25N) (26G,39G,24N) (20G,37N) (19G, 27G)(36G,42G) (23G) (52N,33G,45G,28G,38G)

PASSING	Att.	Comp.	Yds.	Comp.%	Yd./Att.	TD	TD%	Int	Int%	LG	Sack/Lost	Rating
Elway	451	242	3253	53.7	7.21	13	2.9	12	2.7	71	45/305	75.4
Kubiak	5	3	33	60.0	6.60	0	0.0	0	0.0	14	1/8	79.6
Sewell	3	1	24	33.3	8.00	0	0.0	0	0.0	24	0/0	63.2
BRONCOS	459	246	3310	53.6	7.21	13	2.8	12	2.6	71	46/313	75.3
OPPONENTS	476	246	3101	51.7	6.51	12	2.5	23	4.8	63	52/346	60.6



1991 DEFENSIVE STATS

(based on coaches' film review)

	TT	UT	A	S-YDS	I-YDS	PD	FF	FR
1 Brooks	153	96	57	0-0	2-7	6	0	0
2 Atwater	150	83	67	1-5	5-10.4	11	1	1
3 Mecklenburg	130	73	57	9-68	0-0	3	1	0
4 D. Smith	110	67	43	0-0	5-60	12	1	1
5 Kragen	92	61	31	3.5-16	0-0	2	0	0
Braxton	92	57	35	1-8	4-55	12	1	1
7 Fletcher	89	46	43	13.5-92	0-0	3	2	1
8 Croel	84	55	29	10-65	0-0	2	4	0
9 Henderson	82	53	29	0-0	2-53	8	0	0
10 Holmes	44	21	23	5-32	0-0	4	0	0
11 Powers	42	25	17	2-22	0-0	2	0	2
12 Dimry	38	21	17	0-0	3-35	17	0	1
13 Traylor	31	16	15	0-0	0-0	0	0	0
Walker	31	16	15	3-23	0-0	0	1	0
15 Robbins	29	24	5	0-0	1-35	11	0	0
16 Mills	23	16	7	3-26	0-0	1	1	0
17 Lucas	15	8	7	0-0	0-0	1	0	0
18 Sochia	12	10	2	1-6	0-0	0	0	1
19 Lang	10	4	6	0-0	1-30	4	0	0
20 Carreker	6	0	6	0-0	0-0	0	0	0
21 Montgomery	5	3	2	0-0	0-0	0	1	1
22 Haliburton	2	0	2	0-0	0-0	0	0	0
Kartz	0	0	0	0-0	0-0	0	0	1
Szymanski	0	0	0	0-0	0-0	1	0	0
TOTALS	1,270	755	515	52-363	23-379	100	13	10

1991 GAMES STARTED

OFFENSE	DEFENSE
QB Elway, John	16 DE Carreker, Alphonso
RB Green, Gaston	12 DE Holmes, Ron
RB Lewis, Greg	4 DE Powers, Warren
WR Perryman, Robert	7 DE Sochia, Brian
WR Jackson, Mark	10 DE Walker, Kenny
WR Russell, Derek	5 NT Kragen, Greg
WR Sewell, Steve	1 LB Brooks, Michael
WR Young, Michael	13 LB Croel, Mike
TE Johnson, Reggie	3 LB Fletcher, Simon
TE Kay, Clarence	16 LB Lucas, Tim
TE Sharpe, Shannon	9 LB Mecklenburg, Karl
C Kartz, Keith	16 LB Mills, Jeff
T Davidson, Jeff	14 LB Traylor, Keith
T Hamilton, Darrell	2 CB Braxton, Tyrone
T Lanier, Ken	16 CB Dimry, Charles
G Farrell, Sean	4 CB Henderson, Wymon
G Ker, Crawford	10 CB Robbins, Randy
G Widell, Dave	2 S Atwater, Steve
G Widell, Doug	16 S Smith, Dennis

1991 COACHES

Dan Reeves (Head Coach), **Marvin Bass** (Special Assistant), **Barney Chavous** (Defensive Assistant), **Mo Forte** (Running Backs), **Chan Gaffney** (Offensive Coordinator/Wide Receivers), **George Henshaw** (Offensive Line), **Earl Leggett** (Defensive Line), **Pete Mangurian** (Tight Ends/Asst. Offensive Line), **Al Miller** (Strength/Conditioning), **Mike Nolan** (Linebackers), **Wade Phillips** (Defensive Coordinator), **Harold Richardson** (Special Teams), **Mike Shanahan** (Quarterbacks), **Charlie Waters** (Defensive Backs).

1991 LEADERS / RANKINGS

INDIVIDUAL	PLAYER	NO.	AFC RANK	NFL RANK	NFL LEADER	NO.
Points	Treadwell	112	3	6	Lohmiller (WAS)	149
Rushing Yards	Green	1,037	2	6	Smith (DAL)	1,563
Passing Yards	Elway	3,253	6	8	Moon (HOU)	4,690
Passer Rating	Elway	75.4	9	19	Young (SF)	101.8
Receiving Yards	Young	629	24	47	Irvin (DAL)	1,523
Receptions	Young	44	29t	63t	Jeffries (HOU)	100
Interceptions	Atwater/D. Smith	4.5	4t	8t	Lott (LAR)	8
Sacks	Fletcher	13.5	2t	4t	Swilling (NO)	17.0
OFFENSE		NO.	AFC RANK	NFL RANK	NFL LEADER	NO.
Points Per Game		19.0	6	12	Washington	30.3
Total Yards Per Game		313.3	6	12	Buffalo	390.8
Yards Per Play		5.0	5t	12t	San Francisco	5.9
Rushing Yards Per Game		125.9	5	8	Buffalo	148.8
Net Passing Yards Per Game		187.3	10	17	Houston	300.3
DEFENSE		NO.	AFC RANK	NFL RANK	NFL LEADER	NO.
Points Per Game		14.7	1	3	New Orleans	13.2
Total Yards Per Game		284.3	1	5	Philadelphia	221.8
Yards Per Play		4.8	1t	4t	Philadelphia	3.9
Rushing Yards Per Game		112.1	9	19	Philadelphia	71.0
Net Passing Yards Per Game		172.2	1	3	Philadelphia	150.8

1991 KEY AWARDS

Pro Bowl (5): S Steve Atwater, QB John Elway, RB Gaston Green, LB Karl Mecklenburg, S Dennis Smith. **AP All-Pro (1):** S Steve Atwater (first team). **AP NFL Defensive Rookie of the Year:** LB Mike Croel. **K.C. 101 Club AFC Coach of the Year:** Dan Reeves.

1991 NFL STANDINGS

AFC EAST

Team	W	L	T	Pct	PF	PA
*yz-Buffalo	13	3	0	.813	458	318
x-New York Jets	8	8	0	.500	314	293
Miami	8	8	0	.500	343	349
New England	6	10	0	.375	211	305
Indianapolis	1	15	0	.063	143	381

AFC CENTRAL

Team	W	L	T	Pct	PF	PA
y-Houston	11	5	0	.688	386	251
Pittsburgh	7	9	0	.438	292	344
Cleveland	6	10	0	.375	293	298
Cincinnati	3	13	0	.188	263	435

AFC WEST

Team	W	L	T	Pct	PF	PA
yz-Denver	12	4	0	.750	304	235
x-Kansas City	10	6	0	.625	322	252
x-L.A. Raiders	9	7	0	.563	298	297
Seattle	7	9	0	.438	276	261
San Diego	4	12	0	.250	274	342

NFC EAST

Team	W	L	T	Pct	PF	PA
*yz-Washington	14	2	0	.875	485	224
x-Dallas	11	5	0	.688	342	310
Philadelphia	10	6	0	.625	285	244
New York Giants	8	8	0	.500	281	297
Phoenix	4	12	0	.250	196	344

NFC CENTRAL

Team	W	L	T	Pct	PF	PA
yz-Detroit	12	4	0	.750	339	295
x-Chicago	11	5	0	.688	299	269
Minnesota	8	8	0	.500	301	306
Green Bay	4	12	0	.250	273	313
Tampa Bay	3	13	0	.188	199	365

NFC WEST

Team	W	L	T	Pct	PF	PA
y-New Orleans	11	5	0	.688	341	211
x-Atlanta	10	6	0	.625	361	338
San Francisco	10	6	0	.625	393	239
L.A. Rams	3	13	0	.188	234	390

x - Playoffs; y - Division Title; z - First-round Bye; * - Home-field Advantage

WILD CARD PLAYOFF GAMES

12/28 - at Kansas City 10, L.A. Raiders 6
 12/28 - Atlanta 27, at New Orleans 20
 12/29 - at Houston 17, New York Jets 10
 12/29 - Dallas 17, at Chicago 13

DIVISIONAL PLAYOFF GAMES

1/4 - at Denver 26, Houston 24
 1/4 - at Washington 24, Atlanta 7
 1/5 - at Buffalo 37, Kansas City 14
 1/5 - at Detroit 38, Dallas 6

CONFERENCE CHAMPIONSHIPS

1/12 - at Buffalo 10, Denver 7
 1/12 - at Washington 41, Detroit 10

SUPER BOWL XXVI (MINNEAPOLIS)

1/26 - Washington 37, Buffalo 24



1990 FINAL STATISTICS (5-11)

Head Coach: Dan Reeves AFC West: 5th Home Stadium: Mile High Stadium

Date	W-L	Score	Opponent	Attendance	RUSHING	No.	Yds.	Avg.	Long	TD
Sept 9	L	9-14	at L.A. Raiders	54,206	Humphrey	288	1202	4.2	371	7
Sept 17	W	24-23	Kansas City	75,277	Elway	50	258	5.2	21	3
Sept 23	W	34-31	Seattle (OT)	75,290	Winder	42	120	2.9	19	2
Sept 30	L	28-29	at Buffalo	74,393	Bratton	27	82	3.0	10	3
Oct 8	L	29-30	Cleveland	74,814	Ezor	23	81	3.5	15	0
Oct 14	L	17-34	Pittsburgh	74,285	Kubiak	9	52	5.8	18	0
Oct 21	W	27-17	at Indianapolis	29,850	Sewell	17	46	2.7	8	3
Nov 4	L	22-27	at Minnesota	57,331	Jackson	5	28	5.6	16t	1
Nov 11	L	7-19	at San Diego	59,557	Porter	1	3	3.0	3	0
Nov 18	L	13-16	Chicago (OT)	75,013	BRONCOS	462	1872	4.1	371	19
Nov 22	L	27-40	at Detroit	73,896	OPPONENTS	456	1963	4.3	621	16
Dec 2	L	20-23	L.A. Raiders	74,162	RECEIVING	No.	Yds.	Avg.	Long	TD
Dec 9	L	20-31	at Kansas City	74,347	Jackson	57	926	16.2	66	4
Dec 16	W	20-10	San Diego	64,919	Johnson	54	747	13.8	49	3
Dec 23	L	12-17	at Seattle	55,845	Kay	39	282	9.7	22	0
Dec 30	W	22-13	Green Bay	46,943	Bratton	29	276	9.5	63	1
					Young	28	385	13.8	42	4
					Sewell	26	268	10.3	36	0
					Humphrey	24	152	6.3	26	0
					Nattiel	18	297	16.5	52t	2
					Winder	17	145	8.5	17	0
					Mobley	8	41	5.1	9	0
					Sharpe	7	99	14.1	33	1
					Porter	4	44	11.0	16	0
					Verhulst	3	13	4.3	6	0
					Lanier	1	-4	-4.0	-4	0
					BRONCOS	305	3671	12.0	66	15
					OPPONENTS	284	3671	12.9	90	22

TEAM STATISTICS				Den	Opp
TOTAL FIRST DOWNS				323	306
Rushing				126	110
Passing				170	181
Penalty				27	15
3RD DOWN: MADE/ATT				86/207	84/195
3rd Down Pct.				41.5	43.1
4TH DOWN: MADE/ATT				7/14	7/12
4th Down Pct.				50.0	58.3
POSSESSION AVG.				30:50	29:10
TOTAL NET YARDS				5213	5345
Avg. Per Game				325.8	334.1
Total Plays				1035	969
Avg. Per Play				5.0	5.5
NET YARDS RUSHING				1872	1963
Avg. Per Game				117.0	122.7
Total Rushes				462	456
NET YARDS PASSING				3341	3382
Avg. Per Game				208.8	211.4
Sacked/Yards Lost				46/330	34/289
Gross Yards				3671	3671
Att./Completions				527/305	479/284
Completion Pct.				57.9	59.3
Had Intercepted				18	10
PUNTS/AVERAGE				60/43.5	62/41.4
NET PUNTING AVG.				38.5	35.6
PENALTIES/YARDS				108/775	105/824
FUMBLES/BALL LOST				30/14	36/15
TOUCHDOWNS				36	43
Rushing				19	16
Passing				15	22
Returns				2	5

SCORE BY PERIODS	1	2	3	4	OT	Total
BRONCOS	87	120	46	75	3	331
OPPONENTS	60	85	96	131	3	374

SCORING										
TD	Ru	Pa	Rt	PAT	FG	S	PTS			
0	0	0	0	34/36	25/34	0	109			
0	7	7	0	0/0	0/0	0	42			
5	1	4	0	0/0	0/0	0	30			
4	3	1	0	0/0	0/0	0	24			
4	0	4	0	0/0	0/0	0	24			
3	3	0	0	0/0	0/0	0	18			
3	0	3	0	0/0	0/0	0	18			
3	3	0	0	0/0	0/0	0	18			
2	0	2	0	0/0	0/0	0	12			
2	2	0	0	0/0	0/0	0	12			
1	0	0	1	0/0	0/0	1	8			
1	0	0	1	0/0	0/0	0	6			
1	0	1	0	0/0	0/0	0	6			
0	0	0	0	0/0	0/0	1	2			
0	0	0	0	0/0	0/0	1	2			
BRONCOS	36	19	15	2	34/36	25/34	3	331		
OPPONENTS	43	16	22	5	38/43	26/33	0	374		

SACKS: Fletcher 11.0, Mecklenburg 5.0, Powers 4.0, Holmes 3.0, Brooks 2.0, Galloway 2.0, Kragen 2.0, Atwater 1.0, Dennison 1.0, Lucas 1.0, Townsend 1.0. **BRONCOS 34.0, OPPONENTS 46.0**

PASSING	Att.	Comp.	Yds.	Comp.%	Yd./Att.	TD	TD%	Int	Int%	LG	Sack/Lost	Rating
Elway	502	294	3526	58.6	7.02	15	3.0	14	2.8	66	43/311	78.5
Kubiak	22	11	145	50.0	6.59	0	0.0	4	18.2	36	3/19	31.6
Humphrey	2	0	0	0.0	0.00	0	0.0	0	0.0	0	0/0	39.6
Sewell	1	0	0	0.0	0.00	0	0.0	0	0.0	0	0/0	39.6
BRONCOS	527	305	3671	57.9	6.97	15	2.8	18	3.4	66	46/330	74.6
OPPONENTS	479	284	3671	59.3	7.66	22	4.6	10	2.1	90	34/289	90.0

INTERCEPTIONS										
No.	Yds.	Avg.	Long	TD						
2	71	35.5	49t	1						
2	43	21.5	24	0						
2	32	16.0	27	0						
1	16	16.0	16	0						
1	13	13.0	13	0						
1	10	10.0	10	0						
1	5	5.0	5	0						
BRONCOS	10	190	19.0	49t						
OPPONENTS	18	169	9.4	39t						

PUNTING										
No.	Yds.	Avg.	Net	TB	In20	Long	B			
58	2575	44.4	38.9	6	14	67	1			
1	37	37.0	17.0	1	0	37	0			
BRONCOS	60	2612	43.5	38.5	7	14	67			
OPPONENTS	62	2565	41.4	35.6	5	15	59			

PUNT RETURNS										
No.	Yds.	Avg.	Long	TD						
21	1	159	7.6	32						
11	11	92	8.4	29						
1	0	5	5.0	5						
BRONCOS	33	12	256	7.8	32					
OPPONENTS	22	9	159	7.2	22					

KICKOFF RETURNS										
No.	Yds.	Avg.	Long	TD						
20	505	25.3	75	0						
14	286	20.4	59	0						
13	214	16.5	50	0						
6	126	21.0	39	0						
4	55	13.8	24	0						
3	37	12.3	18	0						
2	10	5.0	7	0						
1	0	0.0	0	0						
1	18	18.0	18	0						
1	9	9.0	9	0						
1	0	0.0	0	0						
BRONCOS	66	1260	19.1	75						
OPPONENTS	69	1319	19.1	71						

FIELD GOALS 1-19 20-29 30-39 40-49 50+
Treadwell 0/0 13/14 4/6 8/13 0/1
OPPONENTS 1/1 5/5 14/16 6/10 0/1

TREADWELL: (43G,44G,24G) (38N,22G) (27G,49N,25G) (49N,24N) (20G,25G) (24G) (39G,32N,42G) (31G,46G,46G) () (27G,24G) (24G,32G) (4



1990 DEFENSIVE STATS

(based on coaches' film review)

	TT	UT	A	S-YDS	I-YDS	PD	FF	FR
1 Brooks	175	102	73	2-17	0-0	2	2	0
2 Atwater	173	112	61	1-5	2-32	4	2	0
3 Mecklenburg	116	67	49	5-45	0-0	1	0	2
4 D. Smith	110	63	47	0-0	1-13	8	1	2
5 Fletcher	97	55	42	11-90	0-0	1	4	1
6 Henderson	88	57	31	0-0	2-71	5	0	1
7 Kragen	81	46	35	2-9	0-0	5	3	2
8 Powers	77	43	34	4-31	0-0	1	2	0
9 Munford	70	39	31	0-0	0-0	0	0	0
10 Robbins	68	43	25	0-0	0-0	5	0	2
11 Montgomery	53	37	16	0-0	2-43	6	0	0
12 Corrington	43	23	20	0-0	0-0	5	1	1
13 Holmes	40	27	13	3-23	0-0	6	1	0
14 Lucas	32	16	16	1-7	0-0	0	1	1
15 Szymanski	30	13	17	0-0	0-0	0	0	0
16 Curtis	24	14	10	0-0	0-0	0	0	0
17 E. Smith	23	15	8	0-0	0-0	3	1	1
18 Braxton	17	11	6	0-0	1-10	2	0	0
19 Galloway	15	11	4	2-12	0-0	1	0	0
Townsend	15	8	7	1-12	0-0	1	0	0
21 Clark	9	6	3	0-0	0-0	0	0	0
22 Lang	8	6	2	0-0	1-5	3	1	1
23 Dennison	7	7	0	1-10	0-0	0	0	0
Halliburton	7	3	4	0-0	0-0	0	0	0
25 Team	0	0	0	1-28	0-0	0	0	0
Plummer	0	0	0	0-0	1-16	1	0	0
TOTALS	1,378	824	554	34-289	10-190	60	19	14

1990 GAMES STARTED

OFFENSE

QB Elway, John	16
RB Humphrey, Bobby	14
RB Winder, Sammy	2
FB Bratton, Melvin	3
FB Porter, Kerry	3
FB Sewell, Steve	1
WR Jackson, Mark	15
WR Johnson, Vance	13
WR Nattiel, Ricky	3
WR Sharpe, Shannon	2
WR Young, Michael	1
TE Kay, Clarence	14
TE Mobley, Orson	8
TE Verhuist, Chris	1
C Kartz, Keith	16
T Hamilton, Darrell	8
T Lanier, Ken	16
T Perry, Gerald	8
G Juriga, Jim	11
G Widell, Dave	5
G Widell, Doug	16

DEFENSE

DE Holmes, Ron	10
DE Powers, Warren	16
DE Szymanski, Jim	6
NT Kragen, Greg	3
LB Brooks, Michael	16
LB Curtis, Scott	1
LB Fletcher, Simon	16
LB Lucas, Tim	5
LB Mecklenburg, Karl	16
LB Munford, Marc	2
CB Braxton, Tyrone	15
CB Henderson, Wymon	2
CB Montgomery, Alton	4
CB Robbins, Randy	9
CB Smith, Elliot	3
S Atwater, Steve	15
S Corrington, Kip	1
S Smith, Dennis	15

1990 COACHES

Dan Reeves (Head Coach), **Marvin Bass** (Special Assistant), **Barney Chavous** (Defensive Assistant), **Mo Forte** (Running Backs), **Chan Gailey** (Offensive Coordinator/Wide Receivers), **George Henshaw** (Offensive Line), **Earl Leggett** (Defensive Line), **Pete Mangurian** (Tight Ends/Asst. Offensive Line), **Al Miller** (Strength/Conditioning), **Mike Nolan** (Linebackers), **Wade Phillips** (Defensive Coordinator), **Harold Richardson** (Special Teams), **Mike Shanahan** (Quarterbacks), **Charlie Waters** (Defensive Backs).

1990 LEADERS / RANKINGS

INDIVIDUAL	PLAYER	NO.	AFC RANK	NFL RANK	NFL LEADER	NO.
Points	Treadwell	109	3	6	Lowery (KC)	139
Rushing Yards	Humphrey	1,202	3	5	Sanders (DET)	1,304
Passing Yards	Elway	3,526	3	5	Moore (HOU)	4,689
Passer Rating	Elway	78.5	7	14	Kelly (BUF)	101.2
Receiving Yards	Jackson	926	8	15	Rice (SF)	1,502
Receptions	Jackson	57	12	24	Rice (SF)	100
Interceptions	Henderson/Mont/Atwater	2	33	75	Carrier (CHI)	10
Sacks	Fletcher	11	10	14	Thomas (KC)	20
OFFENSE		NO.	AFC RANK	NFL RANK	NFL LEADER	NO.
Points Per Game		20.7	7	16	Buffalo	26.8
Total Yards Per Game		325.8	4	8	Houston	388.9
Yards Per Play		5.0	9	16	Houston	6.2
Rushing Yards Per Game		117.0	8	14	Philadelphia	158.8
Net Passing Yards Per Game		208.8	3	7	Houston	300.3
DEFENSE		NO.	AFC RANK	NFL RANK	NFL LEADER	NO.
Points Per Game		23.4	12	23	New York Giants	13.2
Total Yards Per Game		334.1	10	20	Pittsburgh	257.2
Yards Per Play		5.5	11	22	Pittsburgh	4.4
Rushing Yards Per Game		122.7	9	17	Philadelphia	73.1
Net Passing Yards Per Game		211.4	11	21	Pittsburgh	156.3

1990 KEY AWARDS

Pro Bowl (3): S Steve Atwater, RB Bobby Humphrey, S Dennis Smith.

1990 NFL STANDINGS

AFC EAST

Team	W	L	T	Pct	PF	PA
*yz-Buffalo	13	3	0	.813	428	263
x-Miami	12	4	0	.750	336	242
Indianapolis	7	9	0	.438	281	353
New York Jets	6	10	0	.375	295	345
New England	1	15	0	.063	181	446

AFC CENTRAL

Team	W	L	T	Pct	PF	PA
y-Cincinnati	9	7	0	.563	360	352
x-Houston	9	7	0	.563	405	307
Pittsburgh	9	7	0	.563	292	240
Cleveland	3	13	0	.188	228	462

AFC WEST

Team	W	L	T	Pct	PF	PA
yz-L.A. Raiders	12	4	0	.750	337	268
x-Kansas City	11	5	0	.688	369	257
Seattle	9	7	0	.563	306	286
San Diego	6	10	0	.375	315	281
Denver	5	11	0	.313	331	374

NFC EAST

Team	W	L	T	Pct	PF	PA
yz-New York Giants	13	3	0	.813	335	211
x-Philadelphia	10	6	0	.625	396	299
x-Washington	10	6	0	.625	381	301
Dallas	7	9	0	.438	244	308
Phoenix	5	11	0	.313	268	396

NFC CENTRAL

Team	W	L	T	Pct	PF	PA
y-Chicago	11	5	0	.688	348	280
Tampa Bay	6	10	0	.375	264	367
Detroit	6	10	0	.375	373	413
Green Bay	6	10	0	.375	271	347
Minnesota	6	10	0	.375	351	326

NFC WEST

Team	W	L	T	Pct	PF	PA
*yz-San Francisco	14	2	0	.875	353	239
x-New Orleans	8	8	0	.500	274	275
Atlanta	5	11	0	.313	348	365
L.A. Rams	5	11	0	.313	345	412

x - Playoffs; y - Division Title; z - First-round Bye; * - Home-field Advantage

WILD CARD PLAYOFF GAMES

1/5 - at Miami 17, Kansas City 16
 1/5 - Washington 20, at Philadelphia 6
 1/6 - at Cincinnati 41, Houston 14
 1/6 - at Chicago 16, New Orleans 6

DIVISIONAL PLAYOFF GAMES

1/12 - at Buffalo 44, Miami 34
 1/12 - at San Francisco 28, Washington 10
 1/13 - at L.A. Raiders 20, Cincinnati 10
 1/13 - at New York Giants 31, Chicago 3

CONFERENCE CHAMPIONSHIPS

1/20 - at Buffalo 51, L.A. Raiders 3
 1/20 - New York Giants 15, at San Francisco 13

SUPER BOWL XXV (TAMPA, FLA.)

1/27 - New York Giants 20, Buffalo 19



1989 FINAL STATISTICS (11-5)

Head Coach: Dan Reeves AFC West: 1st Home Stadium: Mile High Stadium

Date	W-L	Score	Opponent	Attendance	RUSHING	No.	Yds.	Avg.	Long	TD
Sept 10	W	34-20	Kansas City	74,284	Humphrey	294	1151	3.9	40	7
Sept 18	W	28-18	at Buffalo	78,176	Winder	110	351	3.2	16	2
Sept 24	W	31-21	L.A. Raiders	75,754	Elway	48	244	5.1	31	3
Oct 1	L	13-16	at Cleveland	78,637	Alexander	45	146	3.2	11	2
Oct 8	W	16-10	San Diego	75,222	Bratton	30	108	3.6	9	1
Oct 15	W	14-3	Indianapolis	74,680	Sewell	7	44	6.3	10	0
Oct 22	W	24-21	at Seattle (OT)	82,353	Kubiak	15	35	2.3	10	0
Oct 29	L	24-28	Philadelphia	75,065	Jackson	5	13	2.6	8	0
Nov 5	W	34-7	Pittsburgh	74,739	BRONCOS	554	2092	3.8	40	15
Nov 12	W	16-13	at Kansas City	76,245	OPPONENTS	426	1580	3.7	24	10
Nov 20	W	14-10	at Washington	52,975	RECEIVING	No.	Yds.	Avg.	Long	TD
Nov 26	W	41-14	Seattle	75,117	Johnson	76	1095	14.4	69	7
Dec 3	L	13-16	at L.A. Raiders (OT)	87,560	Jackson	28	446	15.9	49	2
Dec 10	L	7-14	New York Giants	63,283	Sewell	25	416	16.6	56	3
Dec 16	W	37-0	at Phoenix	56,071	Young	22	402	18.3	47	2
Dec 24	L	16-19	at San Diego	50,524	Humphrey	22	156	7.1	13	1

TEAM STATISTICS	Den	Opp
TOTAL FIRST DOWNS	308	246
Rushing	125	90
Passing	163	142
Penalty	20	14
3RD DOWN: MADE/ATT	111/240	73/216
3rd Down Pct.	46.3	33.8
4TH DOWN: MADE/ATT	2/9	12/24
4th Down Pct.	22.2	50.0
POSSESSION AVG.	32:17	27:43
TOTAL NET YARDS	5093	4407
Avg. Per Game	318.3	275.4
Total Plays	1071	977
Avg. Per Play	4.8	4.5
NET YARDS RUSHING	2092	1580
Avg. Per Game	130.8	98.8
Total Rushes	554	426
NET YARDS PASSING	3001	2827
Avg. Per Game	187.6	176.7
Sacked/Yards Lost	43/351	47/374
Gross Yards	3352	3201
Att./Completions	474/268	504/268
Completion Pct.	54.0	53.2
Had Intercepted	20	21
PUNTS/AVERAGE	80/39.8	84/41.0
NET PUNTING AVG.	33.7	35.0
PENALTIES/YARDS	83/594	102/823
FUMBLES/BALL LOST	26/12	43/22
TOUCHDOWNS	40	25
Rushing	15	10
Passing	21	13
Returns	4	2

SCORE BY PERIODS	1	2	3	4	OT	Total
BRONCOS	84	114	57	4	3	362
OPPONENTS	44	53	50	76	3	226

SCORING	TD	Ru	Pa	Rt	PAT	FG	S	PTS
Treadwell	0	0	0	0	39/40	27/33	0	120
Humphrey	8	7	1	0	0/0	0/0	0	48
Johnson	7	0	7	0	0/0	0/0	0	42
Bratton	4	1	3	0	0/0	0/0	0	24
Elway	3	3	0	0	0/0	0/0	0	18
Sewell	3	0	3	0	0/0	0/0	0	18
Alexander	2	2	0	0	0/0	0/0	0	12
Jackson	2	0	2	0	0/0	0/0	0	12
Kay	2	0	2	0	0/0	0/0	0	12
Winder	2	2	0	0	0/0	0/0	0	12
Young	2	0	2	0	0/0	0/0	0	12
Braxton	1	0	0	1	0/0	0/0	0	6
Kragen	1	0	0	1	0/0	0/0	0	6
Mecklenburg	1	0	0	1	0/0	0/0	0	6
Nattiel	1	0	1	0	0/0	0/0	0	6
Robbins	1	0	0	1	0/0	0/0	0	6
Brooks	0	0	0	0	0/0	0/0	1	2
BRONCOS	40	15	21	4	39/40	27/33	1	362
OPPONENTS	25	10	13	2	25/25	17/27	0	226

SACKS: Fletcher 12, Holmes 9, Mecklenburg 7.5, Carreker 5.5, Powers 3, Kragen 2, Lucas 2, Townsend 2, Brooks 1, Dennison 1, McCullough 1, Munford 1, **BRONCOS 47.0, OPPONENTS 43.0**

PASSING	Att.	Comp.	Yds.	Comp.%	Yd./Att.	TD	TD%	Int	Int%	LG	Sack/Lost	Rating
Elway	416	223	3051	53.6	7.33	18	4.3	18	4.3	69	35/298	73.7
Kubiak	55	32	284	58.2	5.16	2	3.6	2	3.6	22	8/53	69.1
Humphrey	2	1	17	50.0	8.50	1	50.0	0	0.0	17	0/0	118.8
Johnson	1	0	0	0.0	0.00	0	0.0	0	0.0	0	0/0	39.6
BRONCOS	474	256	3352	54.0	7.07	21	4.4	20	4.2	69	43/351	73.7
OPPONENTS	504	268	3201	53.2	6.35	13	2.6	21	4.2	75t	47/374	64.1

RUSHING	No.	Yds.	Avg.	Long	TD
Humphrey	294	1151	3.9	40	7
Winder	110	351	3.2	16	2
Elway	48	244	5.1	31	3
Alexander	45	146	3.2	11	2
Bratton	30	108	3.6	9	1
Sewell	7	44	6.3	10	0
Kubiak	15	35	2.3	10	0
Jackson	5	13	2.6	8	0
BRONCOS	554	2092	3.8	40	15
OPPONENTS	426	1580	3.7	24	10

RECEIVING	No.	Yds.	Avg.	Long	TD
Johnson	76	1095	14.4	69	7
Jackson	28	446	15.9	49	2
Sewell	25	416	16.6	56	3
Young	22	402	18.3	47	2
Humphrey	22	156	7.1	13	1
Kay	21	197	9.4	20t	2
Mobley	17	200	11.8	36	0
Winder	14	91	6.5	19	0
Nattiel	10	183	18.3	43	1
Bratton	10	69	6.9	17t	3
Alexander	8	84	10.5	28	0
Kelly	3	13	4.3	6	0
BRONCOS	256	3352	13.1	69	21
OPPONENTS	268	3201	11.9	75t	13

INTERCEPTIONS	No.	Yds.	Avg.	Long	TD
Braxton	6	103	17.2	34t	1
Henderson	3	58	19.3	25	0
Atwater	3	34	11.3	30	0
D. Smith	2	78	39.0	50	0
Robbins	2	18	9.0	18t	1
Munford	2	16	8.0	10	0
Corrington	1	8	8.0	8	0
Carrington	1	2	2.0	2	0
Dennison	1	1	1.0	1	0
BRONCOS	21	318	15.1	50	2
OPPONENTS	20	194	9.7	32t	1

PUNTING	No.	Yds.	Avg.	Net	TB	In20	Long	B
Horan	77	3111	40.4	34.3	5	24	63	0
Elway	1	34	34.0	14.0	1	0	34	0
Kubiak	2	43	21.5	21.5	0	1	29	0
BRONCOS	80	3188	39.8	33.5	6	25	63	0
OPPONENTS	84	3440	41.0	35.0	8	18	64	0

PUNT RETURNS	No.	FC	Yds.	Avg.	Long	TD
Bell	21	3	143	6.8	24	0
Johnson	12	6	118	9.8	34	0
Nattiel	9	0	77	8.6	38	0
Woods	2	0	6	3.0	11	0
Carrington	1	0	0	0.0	0	0
BRONCOS	45	9	344	7.6	38	0
OPPONENTS	28	18	370	13.2	52	0

KICKOFF RETURNS	No.	Yds.	Avg.	Long	TD
Bell	30	602	20.1	33	0
Carrington	6	152	25.3	68	0
Humphrey	4	86	21.5	29	0
Bratton	2	19	9.5	10	0
Woods	1	17	17.0	17	0
BRONCOS	43	876	20.4	68	0
OPPONENTS	72	1256	17.4	36	0

FIELD GOALS	1-19	20-29	30-39	40-49	50+
Treadwell	3/3	13/14	8/8	3/7	0/1
OPPONENTS	0/0	3/3	5/6	7/14	2/4

TREADWELL: (41G,29G) (22G,33G,46G,24G) (38G) (21G,26G) (46G,18G,54N,27G) () (46N,46N,27N,27G) (18G) (26G,26G) (18G,27G,26G) () (30G,25G) (34G,35G,42N) () (38G,33G,35G) (43N,24G)

OPPONENTS: (41G,54N,23G) (43N) () (47N,36G,48G,24N,48G) (39G) (49N,55G) (40N) (41N) () (39G,42G) (38N,32G) () (37G,46G,26G) (47N) () (52N,22G,41G,53G,45G)

1989 DEFENSIVE STATS

(based on coaches' film review)

	TT	UT	A	S-YDS	I-YDS	PD	FF	FR
1 Mecklenburg	143	83	60	7.5-79	0-0	3	2	4
2 Atwater	129	86	43	0-0	3-34	10	0	1
3 Brooks	123	66	57	1-9	0-0	2	1	2
4 Braxton	111	77	34	0-0	6-103	14	2	2
5 Dennison	106	45	61	1-6	1-1	1	2	1
6 Fletcher	105	61	44	12-79	0-0	2	3	1
7 Munford	98	54	44	1-5	2-16	2	0	1
8 Smith	82	47	35	0-0	2-78	11	6	3
9 Henderson	76	47	29	0-0	3-58	13	0	0
10 Kragen	72	43	29	2-13	0-0	2	0	4
11 Carreker	65	36	29	5.5-34	0-0	1	3	0
12 Holmes	48	32	16	9-87	0-0	4	2	0
13 Townsend	40	26	14	2-13	0-0	0	2	2
14 Robbins	37	25	12	0-0	2-18	8	0	1
15 Corrington	26	17	9	0-0	1-8	5	1	0
16 Curtis	23	12	11	0-0	0-0	0	0	0
17 Powers	19	7	12	3-30	0-0	0	1	0
18 Haynes	18	13	5	0-0	0-0	3	0	0
19 Carrington	16	11	5	0-0	1-2	1	0	0
20 Lucas	6	5	1	2-22	0-0	1	0	0
21 Klosterman	3	1	2	0-0	0-0	0	0	0
22 McCullough	2	2	0	1-0	0-0	0	0	0
Henke	2	0	2	0-0	0-0	0	0	0
TOTALS	1,350	796	554	47-377	21-318	83	25	22

1989 GAMES STARTED

OFFENSE		DEFENSE	
QB Elway, John	15	DE Carreker, Alphonso	16
QB Kubiak, Gary	1	DE Holmes, Ron	8
RB Humphrey, Bobby	12	DE Powers, Warren	1
RB Sewell, Steve	3	DE Townsend, Andre	10
RB Wilder, Sammy	2	NT Kragen, Greg	14
FB Alexander, Jeff	6	LB Brooks, Michael	16
FB Bratton, Melvin	3	LB Dennison, Rick	12
FB Kelly, Pat	1	LB Fletcher, Simon	16
WR Jackson, Mark	16	LB Mecklenburg, Karl	15
WR Johnson, Vance	16	LB Munford, Marc	5
TE Kay, Clarence	16	CB Braxton, Tyrone	16
TE Mobley, Orson	5	CB Henderson, Wymon	15
C Kartz, Keith	16	S Atwater, Steve	16
T Lanier, Ken	16	S Robbins, Randy	2
T Perry, Gerald	15	S Smith, Dennis	14
G Bishop, Keith	7		
G Juriga, Jim	16		
G Widell, Doug	10		

1989 COACHES

Dan Reeves (Head Coach), Marvin Bass (Special Assistant), Barney Chavous (Asst. Strength and Conditioning), Mo Forte (Running Backs), Chan Gailey (Offensive Coordinator/Wide Receivers), George Henshaw (Offensive Line), Earl Leggett (Defensive Line), Pete Mangurian (Tight Ends/Asst. Offensive Line), Al Miller (Strength/Conditioning), Mike Nolan (Linebackers), Wade Phillips (Defensive Coordinator), Harold Richardson (Special Teams), Charlie Waters (Defensive Backs).

1989 LEADERS / RANKINGS

INDIVIDUAL	PLAYER	NO.	AFC RANK	NFL RANK	NFL LEADER	NO.
Points	Treadwell	120	1	3t	Cofer (SF)	138
Rushing Yards	Humphrey	1,151	5	8	Okoye (KC)	1,480
Passing Yards	Elway	3,051	8	16	Majkowski (GB)	4,318
Passer Rating	Elway	73.7	9	17	Montana (SF)	112.4
Receiving Yards	Johnson	1,095	5	15	Rice (SF)	1,483
Receptions	Johnson	76	9	17	Sharpe (GB)	90
Interceptions	Braxton	6	5t	7t	Wright (CLE)	9
Sacks	Fletcher	12	4	11	Doleman (MIN)	21
OFFENSE		NO.	AFC RANK	NFL RANK	NFL LEADER	NO.
Points Per Game		22.6	4	7t	San Francisco	27.6
Total Yards Per Game		318.3	7	15	San Francisco	391.8
Yards Per Play		4.8	11t	19t	San Francisco	6.1
Rushing Yards Per Game		130.8	4	6	Cincinnati	155.2
Net Passing Yards Per Game		187.6	11	23	Washington	271.8
DEFENSE		NO.	AFC RANK	NFL RANK	NFL LEADER	NO.
Points Per Game		14.1	1	1	Denver	14.1
Total Yards Per Game		275.5	2	3	Minnesota	261.5
Yards Per Play		4.5	1t	2t	Minnesota	4.1
Rushing Yards Per Game		98.8	1	6	New Orleans	82.9
Net Passing Yards Per Game		176.7	2	3	Kansas City	176.3

1989 KEY AWARDS

Pro Bowl (5): QB John Elway, DT Greg Kragen, LB Karl Mecklenburg, S Dennis Smith, K David Treadwell. AP All-Pro (2): LB Karl Mecklenburg (first team), S Dennis Smith (second team). NFLPA Offensive Rookie of the Year: RB Bobby Humphrey. Football Digest NFL Defensive Rookie of the Year: S Steve Atwater.

1989 NFL STANDINGS

AFC EAST

Team	W	L	T	Pct	PF	PA
y-Buffalo	9	7	0	.563	409	317
Indianapolis	8	8	0	.500	298	301
Miami	8	8	0	.500	331	379
New England	5	11	0	.313	297	391
New York Jets	4	12	0	.250	253	411

AFC CENTRAL

Team	W	L	T	Pct	PF	PA
y-Cleveland	9	6	1	.594	334	254
x-Houston	9	7	0	.563	365	412
x-Pittsburgh	9	7	0	.563	265	326
Cincinnati	8	8	0	.500	404	285

AFC WEST

Team	W	L	T	Pct	PF	PA
*y-Denver	11	5	0	.688	362	226
Kansas City	8	7	1	.531	318	286
L.A. Raiders	8	8	0	.500	315	297
Seattle	7	9	0	.438	241	327
San Diego	6	10	0	.375	266	290

NFC EAST

Team	W	L	T	Pct	PF	PA
y-New York Giants	12	4	0	.750	348	252
x-Philadelphia	11	5	0	.688	342	274
Washington	10	6	0	.625	386	308
Phoenix	5	11	0	.313	258	377
Dallas	1	15	0	.063	204	393

NFC CENTRAL

Team	W	L	T	Pct	PF	PA
y-Minnesota	10	6	0	.625	351	275
Green Bay	10	6	0	.625	362	356
Detroit	7	9	0	.438	312	364
Chicago	6	10	0	.375	358	377
Tampa Bay	5	11	0	.313	320	419

NFC WEST

Team	W	L	T	Pct	PF	PA
*y-San Francisco	14	2	0	.875	442	253
x-L.A. Rams	11	5	0	.688	426	344
New Orleans	9	7	0	.563	386	301
Atlanta	3	13	0	.188	279	437

x - Wild Card Qualifier; y - Division Title; * - Home-field Advantage

WILD CARD PLAYOFF GAMES

12/31 - Pittsburgh 26, at Houston 23 (OT)
12/31 - L.A. Rams 21, at Philadelphia 7

DIVISIONAL PLAYOFF GAMES

1/6 - at Cleveland 34, Buffalo 30
1/6 - at San Francisco 41, Minnesota 13
1/7 - at Denver 24, Pittsburgh 23
1/7 - L.A. Rams 19, at New York Giants 13 (OT)

CONFERENCE CHAMPIONSHIPS

1/14 - at Denver 37, Cleveland 21
1/14 - at San Francisco 30, L.A. Rams 3

SUPER BOWL XXIV (NEW ORLEANS)

1/28 - San Francisco 55, Denver 10



1988 FINAL STATISTICS (8-8)

Head Coach: Dan Reeves AFC West: 2nd Home Stadium: Mile High Stadium

Date	W-L	Score	Opponent	Attendance	RUSHING	No.	Yds.	Avg.	Long	TD
Sept 4	L	14-21	Seattle	75,986	Dorsett	181	703	3.9	28	5
Sept 11	W	34-3	San Diego	75,359	Winder	149	543	3.6	35	4
Sept 18	L	13-20	at Kansas City	63,288	Elway	54	234	4.3	26	1
Sept 26	L	27-30	L.A. Raiders (OT)	75,964	Sewell	32	135	4.2	26	1
Oct 2	W	12-0	at San Diego	55,763	Kubiak	17	65	3.8	13	0
Oct 9	W	16-13	at San Francisco (OT)	61,711	Nattiel	5	51	10.2	29	0
Oct 16	W	30-14	Atlanta	75,287	Willhite	13	39	3.0	7	2
Oct 23	L	21-39	at Pittsburgh	49,811	Bell	9	36	4.0	6	0
Oct 31	L	23-55	at Indianapolis	60,544	Jackson	1	5	5.0	5	0
Nov 6	W	17-11	Kansas City	74,227	J. Johnson	1	3	3.0	3	0
Nov 13	W	30-7	Cleveland	75,806	V. Johnson	1	1	1.0	1	0
Nov 20	L	0-42	at New Orleans	68,075	Thomas	1	0	0.0	0	0
Nov 27	W	35-24	L.A. Rams	74,141	BRONCOS	464	1815	3.9	35	13
Dec 4	L	20-21	at L.A. Raiders	65,561	OPPONENTS	552	2538	4.6	64	21
Dec 11	L	14-42	at Seattle	62,838	RECEIVING	No.	Yds.	Avg.	Long	TD
Dec 17	W	21-10	New England	70,910	V. Johnson	68	896	13.2	86	5

TEAM STATISTICS	Den	Opp
TOTAL FIRST DOWNS	338	316
Rushing	106	140
Passing	196	161
Penalty	36	15
3RD DOWN: MADE/ATT	85/210	81/214
3rd Down Pct.	40.5	37.9
4TH DOWN: MADE/ATT	4/13	9/18
4th Down Pct.	30.8	50.0
TOTAL NET YARDS	5506	5471
Avg. Per Game	344.1	341.9
Total Plays	1077	1055
Avg. Per Play	5.1	5.2
NET YARDS RUSHING	1815	2538
Avg. Per Game	113.4	158.6
Total Rushes	464	552
Avg. Per Rush	3.9	4.6
NET YARDS PASSING	3691	2933
Avg. Per Game	230.7	183.3
Sacked/Yards Lost	32/250	36/235
Gross Yards	3941	3168
Att./Completions	581/324	467/262
Completion Pct.	55.8	56.1
Had Intercepted	22	16
Avg. Per Pass Play	6.0	5.8
PUNTS/AVERAGE	68/43.8	84/43.4
NET PUNTING AVG	37.9	36.3
TOTAL RETURN YARDAGE	1842	1673
Punt Returns/Average	53/8.5	33/11.0
Kickoff Returns/Average	58/20.7	52/19.9
Intercept. Ret./Average	16/12.5	22/15.6
PENALTIES/YARDS	84/717	116/956
FUMBLES/BALL LOST	34/12	23/13
TOUCHDOWNS	37	41
Rushing	13	21
Passing	24	18
Returns	0	2
Extra Points Made/Attempts	36/37	41/41
Field Goals Made/Attempts	23/26	21/27
TOTAL POINTS	327	352

SCORE BY PERIODS	1	2	3	4	OT	Total
BRONCOS	43	127	64	90	3	327
OPPONENTS	85	112	96	56	3	352

SCORING	TD	Ru	Pa	Rt	PAT	FG	S	PTS
Karlis	0	0	0	0	36/37	23/36	0	105
Sewell	6	1	5	0	0/0	0/0	0	36
Jackson	6	0	6	0	0/0	0/0	0	36
Dorsett	5	5	0	0	0/0	0/0	0	30
Winder	5	4	1	0	0/0	0/0	0	30
V. Johnson	5	0	5	0	0/0	0/0	0	30
Kay	4	0	4	0	0/0	0/0	0	24
Willhite	2	2	0	0	0/0	0/0	0	12
Mobley	2	0	2	0	0/0	0/0	0	12
Elway	1	1	0	0	0/0	0/0	0	6
Nattiel	1	0	1	0	0/0	0/0	0	6
BRONCOS	37	13	24	0	36/37	23/36	0	327
OPPONENTS	41	21	18	2	41/41	21/27	1	352

INTERCEPTIONS	No.	Yds.	Avg.	Long	TD
Harden	4	36	9.0	34	0
Castille	3	51	17.0	33	0
Robbins	2	66	33.0	39	0
Braxton	2	6	3.0	6	0
Dennison	1	29	29.0	29	0
Wilson	1	7	7.0	7	0
Fletcher	1	4	4.0	4	0
Bowyer	1	1	1.0	1	0
Haynes	1	0	0.0	0	0
BRONCOS	16	200	12.5	39	0
OPPONENTS	22	344	15.6	86	1

PUNTING	No.	Yds.	Avg.	TB	In20	Long	B
Horan	65	2861	44.0	2	19	70	—
Elway	3	117	39.0	0	2	40	—
BRONCOS	68	2978	43.8	2	21	70	0
OPPONENTS	84	3643	43.4	7	20	68	1

PUNT RETURNS	No.	FC	Yds.	Avg.	Long	TD
Nattiel	22	0	218	9.9	24	0
Clark	13	0	115	8.8	16	0
Willhite	13	2	90	6.9	12	0
Harden	2	2	14	7.0	14	0
Massey	1	0	5	5.0	5	0
J. Johnson	1	0	5	5.0	5	0
Bell	1	0	4	4.0	4	0
V. Johnson	0	1	0	0.0	0	0
BRONCOS	53	5	451	8.5	24	0
OPPONENTS	33	4	364	11.0	66	1

KICKOFF RETURNS	No.	Yds.	Avg.	Long	TD
Bell	36	762	21.2	38	0
J. Johnson	14	292	20.9	34	0
Nattiel	6	124	20.7	25	0
Winder	1	11	11.0	11	0
Harden	1	9	9.0	9	0
BRONCOS	58	1198	20.7	38	0
OPPONENTS	52	1,035	19.9	40	0

FIELD GOAL BREAKDOWN						
Distance	1-19	20-29	30-39	40-49	50+	Total
Karlis	1/1	9/10	6/13	5/8	2/4	23/36
OPPONENTS	0/0	9/10	9/12	2/4	1/1	21/27

KARLIS: (1) (51G,38G) (23G,42G) (39G,25G) (30G, 43G,37N,30G,32G,28G,21N) (27G,27G,34N, 22G) (35N,47G,41G,50G) (47N) (27G) (42G) (18G,22G,32G,42N,36N) (35N,50N) (46N) (29G, 36G) (52N,37N) (1)

SACKS: Fletcher 9, Townsend 5.5, Jones 5, Ryan 3.5, Kragen 2.5, Robbins 2, Wilson 2, Mecklenburg 1, D. Smith 1, Gilbert 1, Haynes 1, Bowyer 1, Braxton 1, Dennison 0.5, **TOTAL 36.0**

PASSING	Att.	Comp.	Yds.	Comp. %	Yd./Att.	TD	TD%	Int	Int%	LG	Sack/Lost	Rtg.
Elway	496	274	3309	55.2	6.67	17	3.4	19	3.8	86	30/237	71.3
Kubiak	69	43	497	62.3	7.20	5	7.2	3	4.3	68t	2/13	90.1
Karcher	12	6	128	50.0	10.67	1	8.3	0	0.0	74t	0/0	115.8
Dorsett	2	1	7	50.0	3.50	1	50.0	0	0.0	7t	0/0	97.8
Sewell	1	0	0	0.0	0.00	0	0.0	0	0.0	0	0/0	39.5
Nattiel	1	0	0	0.0	0.00	0	0.0	0	0.0	0	0/0	39.5
BRONCOS	581	324	3941	55.8	6.78	24	4.1	22	3.8	86	32/250	74.6
OPPONENTS	467	262	3168	56.1	6.78	18	3.9	16	3.4	55	36/235	75.8

Staff/Coaches Players Roster Breakdown 2014 Season History/Results **Year-by-Year Stats** Postseason Records Honors Miscellaneous

Pro Bowl (1): P Mike Horan. **AP All-Pro (1):** P Mike Horan (first team).

AFC EAST

AFC CENTRAL

AFC WEST

Team	W	L	T	Pct	PF	PA
y-Seattle	9	7	0	.563	339	329
Denver	8	8	0	.500	327	352
L.A. Raiders	7	9	0	.438	325	369
San Diego	6	10	0	.375	231	332
Kansas City	4	11	1	.281	254	320

NFC EAST

Team	W	L	T	Pct	PF	PA
y-Philadelphia	10	6	0	.625	379	319
New York Giants	10	6	0	.625	359	304
Washington	7	9	0	.438	345	387
Phoenix	7	9	0	.438	344	398
Dallas	3	13	0	.188	265	381

NFC CENTRAL

Team	W	L	T	Pct	PF	PA
*y-Chicago	12	4	0	.750	312	215
x-Minnesota	11	5	0	.688	406	233
Tampa Bay	5	11	0	.313	261	350
Detroit	4	12	0	.250	220	313
Green Bay	4	12	0	.250	240	315

NFC WEST

Team	W	L	T	Pct	PF	PA
y-San Francisco	10	6	0	.625	369	294
x-L.A. Rams	10	6	0	.625	407	293
New Orleans	10	6	0	.625	312	283
Atlanta	5	11	0	.313	244	315

*x - Wild Card Qualifier; v - Division Title; * - Home-field Advantage*

1988 COACHES

Dan Reeves (Head Coach), **Marvin Bass** (Special Assistant), **Rubin Carter** (Asst. Defensive Line), **Joe Collier** (Asst. Head Coach/Defense), **Mo Forte** (Running Backs), **Chan Gailey** (Quarterbacks), **George Henshaw** (Offensive Line), **Stan Jones** (Defensive Line), **Larry Kennan** (Wide Receivers), **Pete Mangurian** (Tight Ends/Asst. Offensive Line), **Al Miller** (Strength/Conditioning), **Myrel Moore** (Linebackers), **Mike Nolan** (Spec. Team/Asst. Lbs.), **Charlie Waters** (Spec. Teams/Asst. Defensive Backs), **Charlie West** (Defensive Backs).

1988 LEADERS / RANKINGS

WILD CARD PLAYOFF GAMES

12/26 – Houston 24, at Cleveland 23
12/26 – at Minnesota 28. L.A. Rams 17

DIVISIONAL PLAYOFF GAMES

12/31 – at Cincinnati 21, Seattle 13
12/31 – at Chicago 20, Philadelphia 12
1/1 – at Buffalo 17, Houston 10
1/1 – at San Francisco 34, Minnesota 9

CONFERENCE CHAMPIONSHIPS

1/8 – at Cincinnati 21, Buffalo 10
1/8 – San Francisco 28, at Chicago 3

SUPER BOWL XXIII (MIAMI)

1/22 – San Francisco 20, Cincinnati 16



1987 FINAL STATISTICS (10-4-1)

Head Coach: Dan Reeves AFC West: 1st Home Stadium: Mile High Stadium

Date	W-L	Score	Opponent	Attendance	RUSHING	No.	Yds.	Avg.	Long	TD
Sept 13	W	40-17	Seattle	75,999	Winder	196	741	3.8	19	6
Sept 20	T	17-17	at Green Bay (OT)	67,500	Elway	66	304	4.6	29	4
Sept 28	Cancelled		at Cleveland		Lang	89	303	3.4	28	2
Oct 4	L	10-40	*Houston	38,494	Dudek	35	154	4.4	16	2
Oct 12	W	30-14	*L.A. Raiders	61,230	Willhite	26	141	5.4	29	0
Oct 18	W	26-17	*at Kansas City	20,286	Poole	28	126	4.5	15	1
Oct 26	L	27-34	at Minnesota	51,011	Sewell	19	83	4.4	17	2
Nov 1	W	34-0	Detroit	75,172	Caldwell	16	53	3.3	7	0
Nov 8	L	14-21	at Buffalo	63,698	Bell	13	43	3.3	11	0
Nov 16	W	31-29	Chicago	75,783	Nattiel	2	13	6.5	10	0
Nov 22	W	23-17	at L.A. Raiders	61,318	Micho	4	8	2.0	5	0
Nov 29	W	31-17	at San Diego	61,880	Boddie	3	7	2.3	4	1
Dec 6	W	31-20	New England	75,795	Karcher	9	3	0.3	8	0
Dec 13	L	21-28	at Seattle	61,759	Kubiak	1	3	3.0	3	0
Dec 19	W	20-17	Kansas City	75,053	May	2	-4	-2.0	-2	0
Dec 27	W	24-0	San Diego	37,500	V. Johnson	1	3	-8.0	-8	0

*Replacement Games

TEAM STATISTICS		Den	Opp	RECEIVING		No.	Yds.	Avg.	Long	TD
TOTAL FIRST DOWNS		331	277	V. Johnson		42	684	16.3	59t	7
Rushing		132	103	Nattiel		31	630	20.3	54	2
Passing		173	148	Kay		31	440	14.2	30	0
Penalty		26	26	M. Jackson		26	436	16.8	52	2
3RD DOWN: MADE/ATT		106/224	64/183	Micho		25	242	9.7	26t	2
3rd Down Pct.		47.3	35.0	Lang		17	130	7.6	29	2
4TH DOWN: MADE/ATT		6/13	5/12	Mobley		16	228	14.3	28	1
4th Down Pct.		46.2	41.7	Winder		14	74	5.3	13	1
TOTAL NET YARDS		5624	4813	Massie		13	244	18.8	39t	4
Avg. Per Game		374.9	320.9	Sewell		23	209	16.1	72t	1
Total Plays		1070	941	Watson		11	167	15.2	49	1
Avg. Per Play		5.3	5.1	Boddie		9	85	9.4	26	0
NET YARDS RUSHING		1970	2017	Willhite		9	25	2.8	6	0
Avg. Per Game		131.3	134.5	Dudek		7	41	5.9	19	0
Total Rushes		45	454	Swanson		6	87	14.5	35t	1
Avg. Per Rush		3.9	4.4	Andrews		4	53	13.3	20	0
NET YARDS PASSING		3654	2796	Brown		4	40	10.0	18	0
Avg. Per Game		243.6	186.4	Caldwell		4	34	8.5	14	0
Sacked/Yards Lost		30/220	31/244	Poole		1	9	9.0	9	0
Gross Yards		3874	3040	Bell		1	8	8.0	8	0
Att./Completions		530/285	456/261	Payne		1	8	8.0	8	0
Completion Pct.		53.8	57.2	BRONCOS OPPONENTS		285	3874	13.6	72t	24
Had Intercepted		19	28	261		3040	11.6	51t	15	15
Avg. Per Pass Play		6.9	6.1	INTERCEPTIONS		No.	Yds.	Avg.	Long	TD
PUNTS/AVERAGE		65/39.9	75/42.1	Harden		4	85	21.3	32	0
NET PUNTING AVG		31.6	33.5	Clark		3	105	35.0	50	0
TOTAL RETURN YARDAGE		1841	1954	Haynes		3	39	13.0	25	1
Punt Returns/Average		48/10.1	34/12.5	Lilly		3	29	9.7	24	0
Kickoff Returns/Average		46/20.7	61/19.1	Mecklenburg		3	23	7.7	16	0
Intercept. Ret./Average		28/14.4	19/19.1	Robbins		3	9	3.0	9	0
PENALTIES/YARDS		95/812	96/785	Ryan		3	7	2.3	5	0
FUMBLES/BALL LOST		29/17	35/19	Hunley		2	64	32.0	52t	1
TOUCHDOWNS		45	36	D. Smith		2	21	10.5	15	0
Rushing		18	15	Lucas		1	11	11.0	11	0
Passing		24	15	Dennison		1	10	10.0	10	0
Returns		3	4	BRONCOS OPPONENTS		28	403	14.4	52t	2
Extra Points Made/Attempts		44/45	32/35	19		362	19.1	101t	2	2
Field Goals Made/Attempts		21/29	14/21	PUNTING		No.	Yds.	Avg.	TB	In20
TOTAL POINTS		379	288	Giacommaro		18	757	42.1	1	4
SCORE BY PERIODS		1 2 3 4 OT Total	0 379 0 288 0	Horan		44	1807	41.1	5	11
BRONCOS		92 70 110 79	98 98 0	Elway		1	31	31.0	0	1
OPPONENTS		70 110 79 98	0 288 0	BRONCOS OPPONENTS		65	2595	39.9	6	15

SCORE BY PERIODS		1	2	3	4	OT	Total	BRONCOS							
		92	110	79	98	0	379	Horan	44	1807	41.1	5	1	61	2
OPPONENTS		70	110	64	44	0	288	Elway	1	31	31.0	0	11	31	0
								0							
SCORING		TD	Ru	Pa	Rt	ATT	FG	S	PTS	BRONCOS					
Karris	0	0	0	0	37/37	18/25	0	91	OPPONENTS						
V. Johnson	7	0	7	0	0/0	0/0	0	42	PUNT RETURNS						
Winder	7	6	1	0	0/0	0/0	0	24	No.	FC	Yds.	Avg.	Long	TD	
Elway	4	4	0	0	0/0	0/0	0	24	18	1	233	12.9	71	1	
Lang	4	2	2	0	0/0	0/0	0	24	12	1	73	6.1	14	0	
Massie	4	0	4	0	0/0	0/0	0	24	9	1	132	14.8	33	0	
Sewell	3	2	1	0	0/0	0/0	0	18	4	1	22	5.5	9	0	
Clendennen	0	0	0	0	7/7	3/4	0	16	2	0	11	5.5	7	0	
Dudek	2	2	0	0	0/0	0/0	0	12	2	0	6	3.0	4	0	
M. Jackson	2	0	2	0	0/0	0/0	0	12	1	0	9	9.0	9	0	
Micho	2	0	2	0	0/0	0/0	0	12	BRONCOS						
Nattiel	2	0	2	0	0/0	0/0	0	12	OPPONENTS						
Boddie	1	1	0	0	0/0	0/0	0	6	48	4	486	10.1	71	1	
Clark	1	0	0	1	0/0	0/0	0	6	34	7	424	12.5	85	2	
Haynes	1	0	0	1	0/0	0/0	0	6	KICKOFF RETURNS						
Hunley	1	0	1	0	0/0	0/0	0	6	No.	Yds.	Avg.	Long	TD		
Mobley	1	0	1	0	0/0	0/0	0	6	15	323	21.5	42	0		
Poole	1	1	0	0	0/0	0/0	0	6	9	234	26.0	50	0		
Swanson	1	0	1	0	0/0	0/0	0	6	0	7	140	20.0	34	0	
Watson	1	0	0	0	0/0	0/0	0	6	4	78	19.5	25	0		
Ryan	0	0	0	0	0/0	0/0	1	2	4	48	19.5	25	0		
BRONCOS	45	18	24	3	44/65	21/28	379		3	57	19.0	28	0		
									2	33	16.5	25	0		
									2	9	4.5	9	0		
									BRONCOS						
									OPPONENTS						
									46	952	20.7	50	0		
									61	1168	19.1	50	0		

SACKS: Jones 7, Mecklenburg 7, Fletcher 4, Kragen 2, Lucas 2, Ryan 1.5, Tupper 1.5, Brooks 1, Hunley 1, Robbins 1, Townsend 1, Wilson 1, Bowyer 0.5, Woodard 0.5, TOTAL 31.0	Karris 0/0	9/9	4/6	4/7	1/3	18/25
	Clendennen 1/1	0/0	0/0	0/0	0/0	3/4
	BRONCOS 0/0	10/10	6/6	4/8	1/3	21/29
	OPPONENTS 0/0	4/5	7/8	3/8	0/0	14/21

PASSING	Att.	Comp.	Yds.	Comp. %	Yd./Att.	TD	TD %	Int	Int %	LG	Sack/Lost	Rtg.
Elway	410	224	3198	54.6	7.80	19	4.6	12	2.9	72t	20/138	83.4
Karcher	102	56	628	54.9	6.16	5	4.9	4	3.9	49	5/45	73.5
Kubiak	7	3	25	42.9	3.57	0	0.0	2	28.6	17	2/14	13.1
May	5	0	0	0.0	0.00	0	0.0	1	20.0	0	1/0	0.0
McGuire	3	2	23	66.7	7.67	0	0.0	0	0.0	13	0/0	89.6
V. Johnson	1	0	0	0.0	0.00	0	0.0	0	0.0	0	0/0	39.6
Lang	1	0	0	0.0	0.00	0	0.0	0	0.0	0	1/7	39.6
Willhite	1	0	0	0.0	0.00	0	0.0	0	0.0	0	0/0	39.6
Sewell	0	0	0	0.0	0.00	0	0.0	0	0.0	0	0/0	0.0
BRONCOS	530	285	3874	53.8	7.31	24	4.5	19	3.6	72t	30/220	77.5
OPPONENTS	456	261	3040	57.2	6.67	15	3.3	28	6.1	51t	31/224	62.9

1987 DEFENSIVE STATS

(based on coaches' film review)

	TT	UT	A	S-YDS	I-YDS	PD	FF	FR
1 Ryan	125	96	29	15-7	3-7	2	0	1
2 Humley	104	67	37	1-3	2-64	4	1	0
3 Mecklenburg	97	81	16	7-47	3-23	4	2	1
4 Lilly	95	64	31	0-0	3-29	3	1	2
5 R. Jones	88	45	43	7-59	0-0	2	0	0
6 Harden	87	63	24	0-0	4-85	8	1	0
7 Kragen	78	48	30	2-3	0-0	1	0	0
8 Fletcher	70	49	21	4-30	0-0	0	0	1
9 Bowyer	61	41	20	0-5-1	0-0	2	0	0
10 Townsend	57	42	15	1-9	0-0	0	0	0
11 Robbins	51	45	6	1-14	3-9	5	0	0
12 Winn	40	28	12	0-0	0-0	1	1	1
13 Castille	38	35	3	0-0	0-0	1	0	0
14 Wilson	36	32	4	1-8	0-0	1	0	0
15 D. Smith	35	25	10	0-0	2-21	2	0	2
16 Dennison	30	22	8	0-0	1-10	3	1	0
17 Clark	28	15	13	0-0	3-105	3	0	0
18 Joiner	26	15	11	0-0	0-0	1	0	0
19 Tupper	22	18	4	1-5-0	0-0	0	0	0
20 E. Johnson	21	14	7	0-0	0-0	1	0	0
21 S. Bryan	20	14	6	0-0	0-0	0	0	0
R. Jackson	20	14	6	0-0	0-0	1	0	1
23 Lucas	15	11	4	2-18	1-11	1	0	1
24 Gilbert	14	6	8	0-0	0-0	1	1	1
25 Fitzhugh	12	11	1	0-0	0-0	1	0	0
26 Dodge	11	9	2	0-0	0-0	0	0	0
27 Woodard	10	6	4	0-5-10	0-0	0	0	0
28 Brooks	8	5	3	1-16	0-0	0	0	1
29 Rudolph	6	5	1	0-0	0-0	0	0	0
L. Jones	6	4	2	0-0	0-0	0	0	0
31 Knox	5	4	1	0-0	0-0	0	0	0
McLean	3	3	0	0-0	0-21	0	0	2
33 Lobenstein	3	3	0	0-0	0-0	0	0	0
34 Russell	2	2	0	0-0	0-0	0	0	0
M. Smith	2	1	1	0-0	0-0	0	0	0
36 D. Jones	1	1	0	0-0	0-0	0	0	0
MacDonald	1	0	1	0-0	0-0	0	0	0
38 Haynes	0	0	0	0-3-39	3	0	0	0
Munford	0	0	0	0-0	0-0	1	2	0
Plummer	0	0	0	0-0	0-0	0	1	0
TOTALS	1,330	943	387	31-225	28-403	51	10	13

1987 GAMES STARTED

OFFENSE

QB Elway, John	12
QB Karcher, Ken	3
RB Caldwell, Scott	1
RB Dudak, Joe	8
RB Lang, Gene	8
RB Willite, Gerald	1
RB Winfield, Sammy	1
FB Bell, Ken	1
FB Micho, Bobby	1
WR Brown, Laron	1
WR Jackson, Mark	11
WR Johnson, Vance	9
WR Massie, Rick	9
WR Nattiel, Ricky	3
WR Swanson, Shane	2
WR Watson, Steve	1
TE Andrews, Mitch	3
TE Kay, Clarence	12
TE Mobley, Orson	1
C Bryan, Billy	4
C Lee, Larry	4
C Peavey, Jack	1
T Belcher, Kevin	1
T Kartz, Keith	3
T Lanier, Ken	12
T Studdard, Dave	14
G Ayers, John	5
G Bishop, Keith	12
G Hood, Winford	2
G Humphries, Stefan	7
G Jones, David	1
G/C Freeman, Mike	9

DEFENSE

DE Bowyer, Walt	4
DE Bryan, Steve	3
DE Gilbert, Freddie	3
DE Jones, Rulon	12
DE Woodard, Andy	1
NT Townsend, Andre	11
NT Tupper, Jeff	3
NT/LB Kragen, Greg	9
LB Dodge, Kirk	1
LB Fletcher, Simon	11
LB Humley, Ricky	12
LB Joiner, Tim	3
LB Lucas, Tim	3
LB Mecklenburg, Karl	12
LB Ryan, Jim	14
LB Winn, Bryant	3
CB Clark, Kevin	3
CB Harden, Mike	12
CB Haynes, Mark	12
CB Johnson, Earl	3
CB Rudolph, Martin	1
CB Wilson, Steve	5
S Fitzhugh, Steve	2
S Jackson, Roger	1
S Jones, Daryl	1
S Jones, Leonard	1
S Lilly, Tony	9
S Robbins, Randy	4
S Smith, Dennis	6

1987 COACHES

Dan Reeves (Head Coach), Marvin Bass (Special Assistant), Robin Carter (Asst. Defensive Line), Joe Collier (Asst. Head Coach/Defense), Chan Gailey (Wide Receivers/Tight Ends), Alex Gibbs (Offensive Line), Stan Jones (Defensive Line), Al Miller (Strength/Conditioning), Myrel Moore (Linebackers), Nick Nicolau (Running Backs), Mike Nolan (Special Teams), Mike Shanahan (Off. Coordinator/QBs), Charlie West (Def. Backs).

1987 LEADERS / RANKINGS

INDIVIDUAL	PLAYER	NO.	AFR RANK	NFL RANK	NFL LEADER	NO.
Points	Karlis	91	4	6	Andersen (NO)	121
Rushing Yards	Winder	741	5	11	White (LAR)	1,374
Passing Yards	Elway	3,198	3	4	Lomax (STL)	3,387
Passer Rating	Elway	83.4	7	12	Montana (SF)	102.1
Receiving Yards	V. Johnson	684	13	25	Smith (STL)	1,117
Receptions	V. Johnson	42	23	38	Smith (STL)	91
Interceptions	Harden	4	6	15	Wilburn (WAS)	9
Sacks	R. Jones	7	10	25	White (PHI)	21
OFFENSE		NO.	AFR RANK	NFL RANK	NFL LEADER	NO.
Points Per Game		25.3	2	4	San Francisco	30.6
Total Yards Per Game		374.9	1	2	San Francisco	399.1
Yards Per Play		5.3	2	4	San Francisco	5.7
Rushing Yards Per Game		131.3	6	12	San Francisco	139.8
Net Passing Yards Per Game		243.6	2	3	Miami	258.4
DEFENSE		NO.	AFR RANK	NFL RANK	NFL LEADER	NO.
Points Per Game		19.3	3	7	Indianapolis	15.9
Total Yards Per Game		320.9	5	9	San Francisco	273.0
Yards Per Play		5.1	9	19	Chicago	4.3
Rushing Yards Per Game		134.5	9	20	Chicago	94.2
Net Passing Yards Per Game		186.4	4	5	San Francisco	165.6

1987 KEY AWARDS

Pro Bowl (3): G Keith Bishop, QB John Elway, LB Karl Mecklenburg.
AP All-Pro (2): QB John Elway (second team), LB Karl Mecklenburg (second team). AP NFL MVP: QB John Elway.

1987 NFL STANDINGS

AFC EAST

Team	W	L	T	Pct	PF	PA
y-Indianapolis	9	6	0	.600	300	238
New England	8	7	0	.533	320	293
Miami	8	7	0	.533	362	335
Buffalo	7	8	0	.467	270	305
New York Jets	6	9	0	.400	334	360

AFC CENTRAL

Team	W	L	T	Pct	PF	PA
y-Cleveland	10	5	0	.667	390	239
x-Houston	9	6	0	.600	345	299
Pittsburgh	8	7	0	.533	285	299
Cincinnati	4	11	0	.267	285	370

AFC WEST

Team	W	L	T	Pct	PF	PA
*y-Denver	10	4	1	.700	379	288
x-Seattle	9	6	0	.600	371	314
San Diego	8	7	0	.533	253	317
L.A. Raiders	5	10	0	.333	301	289
Kansas City	4	11	0	.267	273	388

NFC EAST

Team	W	L	T	Pct	PF	PA
y-Washington	11	4	0	.733	379	285
Dallas	7	8	0	.467	340	348
St. Louis	7	8	0	.467	362	368
Philadelphia	7	8	0	.467	337	380
New York Giants	6	9	0	.400	280	312

NFC CENTRAL

Team	W	L	T	Pct	PF	PA
y-Chicago	11	4	0	.733	356	282
x-Minnesota	8	7	0	.533	336	335
Green Bay	5	9	1	.367	255	300
Tampa Bay	4	11	0	.267	286	360
Detroit	4	11	0	.267	269	384

NFC WEST

Team	W	L	T	Pct	PF	PA
*y-San Francisco	13	2	0	.867	459	253
x-New Orleans	12	3	0	.800	422	283
L.A. Rams	6	9	0	.400	317	361
Atlanta	3	12	0	.200	205	436

x - Playoffs; y - Division Title; * - Home-field Advantage

WILD CARD PLAYOFF GAMES

1/3 - at Houston 23, Seattle 20 (OT)
1/3 - Minnesota 44, at New Orleans 10

DIVISIONAL PLAYOFF GAMES

1/9 - at Cleveland 38, Indianapolis 21
1/9 - Minnesota 36, at San Francisco 24
1/10 - at Denver 34, Houston 10
1/10 - Washington 21, at Chicago 17

CONFERENCE CHAMPIONSHIPS

1/17 - at Denver 38, Cleveland 33
1/17 - at Washington 17, Minnesota 10

SUPER BOWL XXII (San Diego)

1/31 - Washington 42, Denver 10

1986 FINAL STATISTICS (II-5)

Head Coach: Dan Reeves AFC West: 1st Home Stadium: Mile High Stadium

Date	W-L	Score	Opponent	Attendance	RUSHING	No.	Yds.	Avg.	Long	TD
Sept 7	W	38-36	L.A. Raiders	75,695	Winder	240	789	3.3	31	9
Sept 15	W	21-10	at Pittsburgh	57,305	Willhite	85	365	4.3	42	5
Sept 21	W	33-7	at Philadelphia	63,839	Elway	52	257	4.9	24	1
Sept 28	W	27-20	New England	75,804	Sewell	23	123	5.3	15	1
Oct 5	W	29-14	Dallas	76,082	Lang	29	94	3.2	14	1
Oct 12	W	31-14	at San Diego	55,662	Kubiak	6	22	3.7	10	0
Oct 20	L	10-22	at New York Jets	73,759	Bell	9	17	1.9	12	0
Oct 26	W	20-13	Seattle	76,089	Johnson	5	15	3.0	6	0
Nov 2	W	21-10	at L.A. Raiders	90,153	M. Jackson	2	6	3.0	5	0
Nov 9	L	3-9	San Diego	75,012	Boddie	1	2	2.0	2	0
Nov 16	W	38-17	Kansas City	75,745	Horan	1	0	0.0	0	0
Nov 23	L	16-19	at New York Giants	75,116	Mobley	1	-1	-1.0	-1	0
Nov 30	W	34-28	Cincinnati	58,705	Norman	1	-11	-11.0	-11	0
Dec 7	L	10-37	at Kansas City	47,019	BRONCOS	455	1678	3.7	42	17
Dec 13	W	31-30	Washington	75,905	OPPONENTS	432	1651	3.8	60	13
Dec 20	L	16-41	at Seattle	63,697						

TEAM STATISTICS			RECEIVING						
	Den	Opp		No.	Yds.	Avg.	Long	TD	
TOTAL FIRST DOWNS	319	291	Willhite	64	529	8.3	34	3	
Rushing	94	93	Watson	45	699	15.5	46	3	
Passing	184	177	M. Jackson	38	738	19.4	53	3	
Penalty	41	21	Johnson	31	363	11.7	34	2	
3RD DOWN: MADE/ATT	92/222	75/222	Winder	26	171	6.6	20	5	
3rd Down Pct.	41.4	33.8	Sewell	23	294	12.8	40	1	
4TH Down: Made/Att	2/5	7/15	Mobley	22	332	15.1	32	1	
4th Down Pct.	40.0	46.7	Sampson	21	259	12.3	43	0	
TOTAL NET YARDS	5216	4947	Kay	15	195	13.0	34	1	
Avg. Per Game	326.0	309.2	Lang	13	105	8.1	26	2	
Total Plays	1042	1026	Hackett	3	48	16.0	19	0	
Avg. Per Play	5.0	4.8	Bell	2	10	5.0	7	0	
NET YARDS RUSHING	1678	1651	Wilson	1	43	43.0	43	1	
Avg. Per Game	104.9	103.2	Elway	1	23	23.0	23	1	
Total Rushes	455	432	Studdard	1	2	2.0	2	1	
Avg. Per Rush	3.7	3.8	BRONCOS	306	3811	12.5	53	22	
NET YARDS PASSING	3538	3296	OPPONENTS	301	3755	12.5	57	21	
Avg. Per Game	221.1	206.0							
Sacked/Yards Lost	38/273	49/459							
Gross Yards	3811	3755							
Att./Completions	549/306	545/301							
Completion Pct.	55.7	55.2							
Had Intercepted	16	18							
Avg. Per Pass Play	6.0	5.5							
PUNTS/AVERAGE	86/39.3	86/42.9							
NET PUNTING AVG	33.0	34.2							
TOTAL RETURN YARDAGE	1964	2024							
Punt Returns/Average	48/11.5	40/9.1							
Kickoff Returns/Average	53/20.6	65/20.0							
Intercept. Ret./Average	18/17.7	16/22.7							
PENALTIES/YARDS	104/910	127/1034							
FUMBLES/BALL LOST	24/13	32/17							
TOUCHDOWNS	45	36							
Rushing	13	13							
Passing	22	21							
Returns	6	2							
Extra Points Made/Attempts	44/45	35/36							
Field Goals Made/Attempts	20/28	24/32							
TOTAL POINTS	378	327							

SCORE BY PERIODS		1	2	3	4	OT	Total	INTERCEPTIONS		No.	Yds.	Avg.	Long	TD
BRONCOS		69	131	89	89	0	378	Harden	6	179	29.8	52	2	
OPPONENTS		58	92	61	116	0	327	Wright	3	56	18.7	56	0	

PENALTIES/YARDS										104/910	127/1034	PUNTING										No.	Yds.	Avg.	TB	In20	Long	B			
FUMBLES/BALL LOST										24/13	32/17	Weil										34	1344	39.5	3	5	55	0			
TOUCHDOWNS										45	36	Norman										30	1168	38.9	4	2	57	1			
Rushing										17	13	Horan										21	864	41.1	2	8	50	0			
Passing										22	21	BRONCOS										86	3376	39.3	9	15	57	1			
Returns										6	2	OPPONENTS										86	3689	42.9	10	17	59	0			
Extra Points Made/Attempts										44/45	35/36	PUNT RETURNS										No.	FC	Yds.	Avg.	Long	TD				
Field Goals Made/Attempts										20/28	24/32	Willhite										42	8	468	11.1	70t	1				
TOTAL POINTS										378	327	Johnson										3	0	36	12.0	19	0				
SCORE BY PERIODS												M. Jackson										2	0	7	3.5	6	0				
BRONCOS										69	131	89	89	0	378	Harden										1	0	41	41.0	41t	1
OPPONENTS										58	92	61	116	0	327	BRONCOS										48	8	552	11.5	70t	2
OPPONENTS												OPPONENTS										40	16	362	9.1	30	0				
SCORING										TD	Ru	Pa	Rt	PAT	FG	\$	PTS														

KICKOFF RETURNS		No.	Yds.	Avg.	Long	TD
Bell		23	531	23.1	42	0
Lang		21	480	22.9	42	0
Willhite		3	35	11.7	23	0
Johnson		2	21	10.5	21	0
Hunley		2	11	5.5	6	0
M. Jackson		1	16	16.0	16	0
Ryan		1	0	0.0	0	0
BRONCOS		53	1094	20.6	42	0
OPPONENTS		65	1299	20.0	51	0

FIELD GOAL BREAKDOWN		Distance	1-19	20-29	30-39	40-49	50+	Total
Karlis		0/0	3/4	8/8	8/14	1/2	20/28	
OPPONENTS		0/0	4/5	9/10	10/14	1/3	21/27	

SACKS: Jones 13.5, Mecklenburg 9.5, Fletcher 5.5, Gilbert 4, Robbins 4, Woodard 3, Townsend 2.5, D. Smith 1, Ryan 1, Dennis 1, Comeaux 1, Lilly 1, T. Jackson 0.5, Hunley 0.5, Team 1, **TOTAL 49.0**

PASSING		Att.	Comp.	Yds.	Comp. %	Yd./Att.	TD	TD%	Int	Int%	LG	Sack/Lost	Rtg.
Elway		504	280	3485	55.6	6.91	19	3.8	13	2.6	53	32/233	79.0
Kubiak		38	23	249	60.5	6.55	1	2.6	3	7.9	26	3/23	55.7
Willhite		4	1	11	25.0	2.75	0	0.0	0	0.0	11	0/0	39.6
Norman		1	1	43	100.0	43.00	1	100.0	0	0.0	43	0/0	158.3
Sewell		1	1	23	100.0	23.00	1	100.0	0	0.0	23	3/17	158.3
Johnson		1	0	0	0.0	0.00	0	0.0	0	0.0	0	0/0	39.5
BRONCOS		549	306	3811	55.7	6.94	22	4.0	16	2.9	53	38/273	78.7
OPPONENTS		545	301	3755	55.2	6.89	21	3.9	18	3.3	57	49/459	75.9

1986 DEFENSIVE STATS

(based on coaches' film review)

	TT	UT	A	S-YDS	I-YDS	PD	FF	FR
1 Hunley	164	99	65	0.5-0	1-22	2	2	1
2 Mecklenburg	127	83	44	9.5-96	0-0	3	1	1
3 Jones	96	52	44	13.5-152	0-0	5	1	1
4 Woodard	93	63	30	3-23	0-0	2	3	1
5 Foley	92	56	36	0-0	2-39	4	0	1
6 Ryan	91	58	33	1-5	0-0	0	1	0
7 Smith	88	66	22	1-9	1-10	12	2	1
8 Lilly	82	45	37	1-16	3-22	10	0	0
9 Wright	77	59	18	0-0	3-56	9	0	1
10 Harden	75	64	11	0-0	6-179	9	1	0
11 Townsend	70	42	28	2.5-33	0-0	0	0	1
12 Kragen	60	29	31	0-0	0-0	1	0	1
13 T. Jackson	58	45	13	0.5-0	0-0	1	1	0
14 Wilson	56	44	12	0-0	1-5	8	0	0
15 Robbins	48	40	8	4-51	0-0	6	1	2
16 Fletcher	43	26	17	5.5-41	0-0	2	0	2
17 Dennison	30	21	9	1-8	1-5	1	1	0
18 Haynes	26	16	10	0-0	0-0	1	1	0
19 Colorito	18	11	7	0-0	0-0	0	0	2
20 Gilbert	17	13	4	4-45	0-0	0	0	0
Carter	17	11	6	0-0	0-0	0	0	0
22 Hunter	3	2	1	0-0	0-0	1	0	0
23 Comeaux	1	1	0	1-9	0-0	0	2	1
TOTALS	1,432	946	486	48-488	18-318	77	17	16

1986 GAMES STARTED

OFFENSE

		DEFENSE	
QB Elway, John	16	DE Jones, Rulon	16
RB Lang, Gene	2	DE Townsend, Andre	16
RB Sewell, Steve	2	NT Carter, Rubin	2
RB Willhite, Gerald	12	NT Kragen, Greg	14
RB Winder, Sammy	15	LB Dennison, Rick	2
WR Jackson, Mark	1	LB Fletcher, Simon	2
WR Johnson, Vance	7	LB Hunley, Ricky	15
WR Sampson, Clint	5	LB Jackson, Tom	14
WR Watson, Steve	16	LB Mecklenburg, Karl	16
TE Hackett, Joey	4	LB Ryan, Jim	14
TE Kay, Clarence	12	LB Woodard, Ken	1
TE Mobley, Orson	3	CB Harden, Mike	16
C Bryan, Billy	16	CB Wright, Louis	16
T Lanier, Ken	16	S Foley, Steve	15
T Studdard, Dave	15	S Lilly, Tony	1
G Bishop, Keith	14	S Robbins, Randy	2
G Cooper, Mark	5	S Smith, Dennis	14
G Hood, Winford	2		
G Howard, Paul	13		

1986 COACHES

Dan Reeves (Head Coach), **Marvin Bass** (Special Assistant), **Joe Collier** (Asst. Head Coach/Defense), **Chan Gailey** (Special Teams/Tight Ends), **Alex Gibbs** (Offensive Line), **Stan Jones** (Defensive Line), **Al Miller** (Strength/Conditioning), **Myrel Moore** (Linebackers), **Nick Nicolau** (Running Backs), **Mike Shanahan** (Off. Coordinator/Quarterbacks and Wide Receivers), **Charlie West** (Def. Backs).

1986 LEADERS / RANKINGS

INDIVIDUAL	PLAYER	NO.	AFC RANK	NFL RANK	NFL LEADER	NO.
Points	Karlis	104	3	8	Franklin (NE)	140
Rushing Yards	Winder	789	7	17	Dickerson (Rams)	1,821
Passing Yards	Elway	3,485	7	9	Marino (MIA)	4,746
Passer Rating	Elway	79.0	9	11	Kramer (MIN)	92.6
Receiving Yards	M. Jackson	738	20	35	Rice (SF)	1,570
Receptions	Willhite	64	121	191	Christensen (Raid.)	95
Interceptions	Harden	6	51	111	Lott (SF)	10
Sacks	R. Jones	13.5	4	8	Taylor (NYG)	20.5
OFFENSE		NO.	AFC RANK	NFL RANK	NFL LEADER	NO.
Points Per Game		23.6	5	6	Miami	26.9
Total Yards Per Game		326.0	9	15	Cincinnati	405.6
Yards Per Play		5.0	61	111	Miami	6.3
Rushing Yards Per Game		104.9	7	20	Chicago	168.8
Net Passing Yards Per Game		221.1	7	10	Miami	298.7
DEFENSE		NO.	AFC RANK	NFL RANK	NFL LEADER	NO.
Points Per Game		20.4	5	15	Chicago	11.7
Total Yards Per Game		309.2	3	9	Chicago	258.1
Yards Per Play		4.8	11	51	Chicago	4.1
Rushing Yards Per Game		103.2	1	5	New York Giants	80.3
Net Passing Yards Per Game		206.0	7	16	St. Louis	164.8

1986 KEY AWARDS

Pro Bowl (6): G Keith Bishop, QB John Elway, DE Rulon Jones, LB Karl Mecklenburg, S Dennis Smith, RB Sammy Winder. **AP All-Pro (2):** DE Rulon Jones (first team), LB Karl Mecklenburg (first team). **Football News AFC Player of the Year:** LB Karl Mecklenburg. **UPI AFC Defensive Player of the Year:** DE Rulon Jones.

1986 NFL STANDINGS

AFC EAST

Team	W	L	T	Pct	PF	PA
y-New England	11	5	0	.688	412	307
x-New York Jets	10	6	0	.625	364	386
Miami	8	8	0	.500	430	405
Buffalo	4	12	0	.250	287	348
Indianapolis	3	13	0	.188	229	400

AFC CENTRAL

Team	W	L	T	Pct	PF	PA
*y-Cleveland	12	4	0	.750	391	310
Cincinnati	10	6	0	.625	409	394
Pittsburgh	6	10	0	.375	307	336
Houston	5	11	0	.313	274	329

AFC WEST

Team	W	L	T	Pct	PF	PA
y-Denver	11	5	0	.688	378	327
x-Kansas City	10	6	0	.625	358	326
Seattle	10	6	0	.625	366	293
L.A. Raiders	8	8	0	.500	323	346
San Diego	4	12	0	.250	335	396

NFC EAST

Team	W	L	T	Pct	PF	PA
*y-New York Giants	14	2	0	.875	371	236
x-Washington	12	4	0	.750	368	296
Dallas	7	9	0	.438	346	337
Philadelphia	5	10	1	.344	256	312
St. Louis	4	11	1	.281	218	351

NFC CENTRAL

Team	W	L	T	Pct	PF	PA
y-Chicago	14	2	0	.875	352	187
Minnesota	9	7	0	.563	398	273
Detroit	5	11	0	.313	277	326
Green Bay	4	12	0	.250	254	418
Tampa Bay	2	14	0	.125	239	473

NFC WEST

Team	W	L	T	Pct	PF	PA
y-San Francisco	10	5	1	.656	374	247
x-L.A. Rams	10	6	0	.625	309	267
Atlanta	7	8	1	.469	280	280
New Orleans	7	9	0	.438	288	287

x - Playoffs; y - Division Title; * - Home-field Advantage

WILD CARD PLAYOFF GAMES

12/28 - at New York Jets 35, Kansas City 15
12/28 - at Washington 19, L.A. Rams 7

DIVISIONAL PLAYOFF GAMES

1/3 - at Cleveland 23, New York Jets 20 (OT)
1/3 - Washington 27, at Chicago 13
1/4 - at Denver 22, New England 17
1/4 - at New York Giants 49, San Francisco 3

CONFERENCE CHAMPIONSHIPS

1/11 - Denver 23, at Cleveland 20 (OT)
1/11 - at New York Giants 17, Washington 0

SUPER BOWL XXI (PASADENA, CALIF.)

1/25 - New York Giants 39, Denver 20



1985 FINAL STATISTICS (11-5)

Head Coach: Dan Reeves AFC West: 2nd Home Stadium: Mile High Stadium

Date	W-L	Score	Opponent	Attendance	RUSHING	No.	Yds.	Avg.	Long	TD
Sept 8	L	16-20	at L.A. Rams	52,522	Winder	199	714	3.6	42	8
Sept 15	W	34-23	New Orleans	74,488	Lang	84	318	3.8	26	5
Sept 22	W	44-28	at Atlanta	37,903	Sewell	82	275	3.4	16	4
Sept 29	L	26-30	Miami	73,614	Elway	50	253	5.1	22	0
Oct 6	W	31-20	Houston	74,699	Willhite	66	237	3.6	14	0
Oct 13	W	15-10	at Indianapolis	60,128	V. Johnson	10	36	3.6	14	0
Oct 20	W	13-10	Seattle (OT)	74,899	Poole	4	12	3.0	6	0
Oct 27	W	30-10	at Kansas City	68,248	Kubiak	1	6	6.0	6	0
Nov 3	L	10-30	at San Diego	57,312	Norman	1	0	0.0	0	0
Nov 11	W	17-16	San Francisco	73,173	BRONCOS	497	1851	3.7	42	20
Nov 17	W	30-24	San Diego (OT)	74,376	OPPONENTS	475	1973	4.2	61t	10
Nov 24	L	28-31	at L.A. Raiders (OT)	63,161						
Dec 1	W	31-23	at Pittsburgh	56,797	RECEIVING	No.	Yds.	Avg.	Long	TD
Dec 8	L	14-17	L.A. Raiders (OT)	75,042	Watson	61	915	15.0	60	5
Dec 14	W	14-13	Kansas City	69,209	V. Johnson	51	721	14.1	63t	3
Dec 20	W	27-24	at Seattle	56,283	Willhite	35	297	8.5	21	1

TEAM STATISTICS	Den	Opp
TOTAL FIRST DOWNS	339	290
Rushing	113	103
Passing	192	168
Penalty	34	19
3RD DOWN: MADE/ATT	102/252	74/230
3rd Down Pct.	40.5	32.2
4TH DOWN: MADE/ATT	6/10	8/20
4th Down Pct.	60.0	40.0
TOTAL NET YARDS	5496	5179
Avg. Per Game	343.5	323.7
Total Plays	1152	1069
Avg. Per Play	4.8	4.8
NET YARDS RUSHING	1851	1973
Avg. Per Game	115.7	123.3
Total Rushes	497	475
Avg. Per Rush	3.7	4.2
NET YARDS PASSING	3645	3206
Avg. Per Game	227.8	200.4
Sacked/Yards Lost	38/307	47/378
Gross Yards	3952	3584
Att./Completions	617/277	547/277
Completion Pct.	53.3	50.6
Had Intercepted	23	24
Avg. Per Pass Play	5.6	5.4
PUNTS/AVERAGE	94/40.0	94/41.1
NET PUNTING AVG	34.0	34.3
TOTAL RETURN YARDAGE	1920	2003
Punt Returns/Average	46/9.3	36/8.6
Kickoff Returns/Average	52/23.1	64/21.0
Intercept. Ret./Average	24/12.1	23/14.4
PENALTIES/YARDS	85/677	91/953
FUMBLES/BALL LOST	24/8	22/12
TOUCHDOWNS	45	35
Rushing	20	10
Passing	23	22
Returns	2	3
Extra Points Made/Attempts	41/44	35/36
Field Goals Made/Attempts	23/28	26/33
TOTAL POINTS	380	329

SCORE BY PERIODS	1	2	3	4	OT	Total
BRONCOS	82	142	39	108	9	380
OPPONENTS	48	89	102	84	6	329

SCORING	TD	Ru	Pa	Rt	PAT	FG	S	PTS
Karlis	0	0	0	0	41/44	23/38	0	110
Winder	8	8	0	0	0/0	0/0	0	48
Lang	7	5	2	0	0/0	0/0	0	42
Sewell	5	4	1	0	0/0	0/0	0	30
Watson	5	0	5	0	0/0	0/0	0	30
Willhite	4	3	1	0	0/0	0/0	0	24
Sampson	4	0	4	0	0/0	0/0	0	24
V. Johnson	3	0	3	0	0/0	0/0	0	18
B. Johnson	3	0	3	0	0/0	0/0	0	18
Kay	3	0	3	0	0/0	0/0	0	18
Harden	1	0	0	1	0/0	0/0	0	6
J. Wright	1	0	1	0	0/0	0/0	0	6
L. Wright	1	0	0	1	0/0	0/0	0	6
BRONCOS	45	20	23	2	41/44	23/38	0	380
OPPONENTS	36	10	22	4	35/36	26/33	0	329

PASSING	Att.	Comp.	Yds.	Comp.%	Yd./Att.	TD	TD%	Int	Int%	LG	Sack/Lost	Rtg.
Elway	605	327	3891	54.0	6.43	22	3.6	23	3.8	65t	38/307	70.0
Kubiak	5	2	12	40.0	12.00	1	20.0	0	0.0	54t	0/0	125.7
Willhite	3	0	0	0.0	0.00	0	0.0	0	0.0	0	0/0	39.5
Norman	1	0	0	0.0	0.00	0	0.0	0	0.0	0	0/0	39.5
Winder	1	0	0	0.0	0.00	0	0.0	0	0.0	0	0/0	39.5
Sewell	1	0	0	0.0	0.00	0	0.0	0	0.0	0	0/0	39.5
V. Johnson	1	0	0	0.0	0.00	0	0.0	0	0.0	0	0/0	39.5
BRONCOS	617	329	3952	53.3	6.41	23	3.7	23	3.7	65t	38/307	70.0
OPPONENTS	547	277	3584	50.6	6.55	22	4.0	24	4.4	73	47/378	66.5

RECEIVING	No.	Yds.	Avg.	Long	TD
Watson	61	915	15.0	60	5
V. Johnson	51	721	14.1	63t	3
Willhite	35	297	8.5	21	1
Winder	31	197	6.4	24	0
Kay	29	339	11.7	27	3
J. Wright	28	246	8.8	30	1
Sampson	26	432	16.6	46	4
Sewell	24	224	9.3	54t	1
Lang	23	180	7.8	24	2
B. Johnson	19	380	20.0	65t	3
Cooper	1	13	13.0	13	0
Barber	1	8	8.0	8	0
BRONCOS	329	3952	12.0	65t	23
OPPONENTS	277	3584	12.9	73	22

INTERCEPTIONS	No.	Yds.	Avg.	Long	TD
Harden	5	100	20.0	42t	1
L. Wright	5	44	8.8	24	0
Foley	3	47	15.7	29	0
D. Smith	3	46	15.3	39	0
Wilson	3	8	2.7	8	0
Lilly	2	4	2.0	4	0
Hunter	1	20	20.0	20	0
Woodard	1	18	18.0	18	0
Robbins	1	3	3.0	3	0
BRONCOS	24	290	12.1	42t	1
OPPONENTS	23	332	14.4	69t	2

PUNTING	No.	Yds.	Avg.	TB	In20	Long	B
Norman	92	3764	40.9	12	16	61	—
Team	2	0	0.0	0	0	0	—
BRONCOS	94	3764	40.0	12	16	61	2
OPPONENTS	94	3868	41.1	11	19	68	2

PUNT RETURNS	No.	FC	Yds.	Avg.	Long	TD
V. Johnson	30	6	260	8.7	38	0
Willhite	16	5	169	10.6	18	0
BRONCOS	46	11	429	9.3	38	0
OPPONENTS	38	17	325	8.6	30	0

KICKOFF RETURNS	No.	Yds.	Avg.	Long	TD
V. Johnson	30	740	24.7	39	0
Lang	17	361	21.2	33	0
Willhite	2	40	20.0	20	0
Hunter	2	33	16.5	18	0
Sewell	1	29	29.0	29	0
BRONCOS	52	1203	23.1	39	0
OPPONENTS	64	1346	21.0	98t	1

FIELD GOAL BREAKDOWN	Distance	1-19	20-29	30-39	40-49	50+	Total
Karlis	2/2	7/9	6/11	8/11	0/5	0/3	23/38
OPPONENTS	1/1	11/11	10/10	3/8	1/3	0/3	26/33

KARLIS: (24G) (43G,48G) (42G,25G,47G) (43G, 34G) (37G,51N,51N) (43N,32G,30G,18G,28N) (33N,52N,56N,45G,24G) (24G,23G,19G) (38N,50N,36G) (48N,24G) (28N,34G) (49N) (42G,39N) (35N) () (25G,34N,43G)

SACKS: Mecklenburg 13, Jones 10, Chavous 6, Townsend 5, D. Smith 4, Woodard 3, Kragen 2, Fletcher 1, Carter 1, Harden 1, Ryan 1, **TOTAL 47.0**

1985 DEFENSIVE STATS

(based on unofficial press box statistics)

	TT	UT	A	S-YDS	I-YDS	PD	FF	FR
1 Harden	82	72	10	1-11	5-100	18	0	2
2 Busick	81	64	17	0-0	0-0	2	0	1
3 Woodard	79	70	9	3-32	1-18	3	0	0
4 Jones	68	58	10	10-84	0-0	1	1	3
5 Lilly	67	54	13	0-0	2-4	4	1	1
6 Smith	66	54	12	4-27	3-46	17	1	0
7 Mecklenburg	65	60	5	13-103	0-0	4	5	1
8 Ryan	58	52	6	1-8	0-0	3	0	0
9 Foley	48	38	10	0-0	3-47	7	0	0
10 Carter	47	39	8	1-7	0-0	1	1	0
11 L. Wright	44	41	3	0-0	5-44	15	0	1
12 Townsend	30	27	3	5-46	0-0	3	0	0
13 Chavous	29	23	6	6-34	0-0	0	0	2
14 T. Jackson	28	19	9	0-0	0-0	1	0	0
15 Dennison	25	22	3	0-0	0-0	0	1	0
Wilson	25	22	3	0-0	3-8	12	0	1
17 Hunter	23	19	4	0-0	1-20	1	0	0
18 Hunley	19	18	1	0-0	0-0	2	0	0
19 Fletcher	17	12	5	1-11	0-0	0	0	0
20 Robbins	16	16	0	0-0	1-3	4	0	0
21 Kragen	13	11	2	2-15	0-0	0	0	0
22 Comeaux	6	6	0	0-0	0-0	0	0	0
TOTALS	936	797	139	47-378	24-290	98	10	12

1985 GAMES STARTED

OFFENSE	DEFENSE
QB Elway, John	16 DE Chavous, Barney
RB Lang, Gene	2 DE Jones, Rulon
RB Sewell, Steve	2 DE Townsend, Andre
RB Willhite, Gerald	4 NT Carter, Rubin
RB Winder, Sammy	12 NT Kragen, Greg
WR Johnson, Butch	7 LB Busick, Steve
WR Johnson, Vance	8 LB Dennison, Rick
WR Watson, Steve	15 LB Fletcher, Simon
TE Barber, Mike	1 LB Hunley, Ricky
TE Kay, Clarence	16 LB Jackson, Tom
TE Wright, James	12 LB Mecklenburg, Karl
C Bryan, Billy	16 LB Ryan, Jim
T/TE Cooper, Mark	2 LB Woodard, Ken
T Lanier, Ken	16 CB/S Harden, Mike
T Studdard, Dave	15 CB Wilson, Steve
G Bishop, Keith	14 CB Wright, Louis
G Hood, Winford	3 S Foley, Steve
G Howard, Paul	15 S Lilly, Tony
	S Robbins, Randy
	S Smith, Dennis

1985 COACHES

Dan Reeves (Head Coach), **Marvin Bass** (Special Assistant), **Joe Collier** (Asst. Head Coach/Defense), **Chan Gailey** (Special Teams/Defensive Asst.), **Alex Gibbs** (Head Offensive Line), **Stan Jones** (Defensive Line), **Al Miller** (Strength/Conditioning), **Myrel Moore** (Linebackers), **Nick Nicolau** (Running Backs), **Mike Shanahan** (Offensive Coordinator/Quarterbacks and Wide Receivers), **Doc Ulrich** (Tight Ends/Asst. Offensive Line), **Charlie West** (Defensive Backs).

1985 LEADERS / RANKINGS

INDIVIDUAL	PLAYER	NO.	AFC RANK	NFL RANK	NFL LEADER	NO.
Points	Karlis	110	6	8	Butler (CHI)	144
Rushing Yards	Winder	714	14	27	Allen (Raid.)	1,759
Passing Yards	Elway	3,891	2	2	Marino (MIA)	4,137
Passer Rating	Elway	70.2	8	17	O'Brien (NYJ)	96.2
Receiving Yards	Watson	915	14	22	Largent (SEA)	1,287
Receptions	Watson	61	14	24	Craig (SF)	92
Interceptions	Harden/L. Wright	5	12	21	Walls (DAL)	9
Sacks	Mecklenburg	13	4	8	Dent (CHI)	17
OFFENSE	NO.	AFC RANK	NFL RANK	NFL LEADER	NO.	
Points Per Game	23.8	4	7	San Diego	29.2	
Total Yards Per Game	343.5	6	10	San Diego	408.4	
Yards Per Play	4.8	11	20	San Diego	5.9	
Rushing Yards Per Game	115.7	8	16	Chicago	172.6	
Net Passing Yards Per Game	227.8	4	6	San Diego	304.4	
DEFENSE	NO.	AFC RANK	NFL RANK	NFL LEADER	NO.	
Points Per Game	20.6	7	13	Chicago	12.4	
Total Yards Per Game	323.7	7	13	Chicago	258.4	
Yards Per Play	4.8	5	9	New York Giants	4.2	
Rushing Yards Per Game	123.3	7	13	Chicago	82.4	
Net Passing Yards Per Game	200.4	6	14	Washington	171.6	

1985 KEY AWARDS

Pro Bowl (4): DE Rulon Jones, LB Karl Mecklenburg, S Dennis Smith, CB Louis Wright. **AP All-Pro (2):** DE Rulon Jones (second team), LB Karl Mecklenburg (first team).

AFC EAST

Team	W	L	T	Pct	PF	PA
y-Miami	12	4	0	.750	428	320
x-New York Jets	11	5	0	.688	393	264
x-New England	11	5	0	.688	362	290
Indianapolis	5	11	0	.313	320	386
Buffalo	2	14	0	.125	200	381

AFC CENTRAL

Team	W	L	T	Pct	PF	PA
y-Cleveland	8	8	0	.500	287	294
Cincinnati	7	9	0	.438	441	437
Pittsburgh	7	9	0	.438	379	355
Houston	5	11	0	.313	284	412

AFC WEST

Team	W	L	T	Pct	PF	PA
*y-L.A. Raiders	12	4	0	.750	354	308
Denver	11	5	0	.688	380	329
Seattle	8	8	0	.500	349	303
San Diego	8	8	0	.500	467	435
Kansas City	6	10	0	.375	317	360

NFC EAST

Team	W	L	T	Pct	PF	PA
y-Dallas	10	6	0	.625	357	333
x-New York Giants	10	6	0	.625	399	283
Washington	10	6	0	.625	297	312
Philadelphia	7	9	0	.438	286	310
St. Louis	5	11	0	.313	278	414

NFC CENTRAL

Team	W	L	T	Pct	PF	PA
*y-Chicago	15	1	0	.938	456	198
Green Bay	8	8	0	.500	337	355
Minnesota	7	9	0	.438	346	359
Detroit	7	9	0	.438	307	366
Tampa Bay	2	14	0	.125	294	448

NFC WEST

Team	W	L	T	Pct	PF	PA
y-L.A. Rams	11	5	0	.688	340	277
x-San Francisco	10	6	0	.625	411	263
New Orleans	5	11	0	.313	294	401
Atlanta	4	12	0	.250	282	452

x - Wild Card Qualifier; y - Division Title; * - Home-field Advantage

WILD CARD PLAYOFF GAMES

12/28 - New England 26, at New York Jets 14
12/29 - at New York Giants 17, San Francisco 3

DIVISIONAL PLAYOFF GAMES

1/4 - at Miami 24, Cleveland 21
1/4 - at L.A. Rams 20, Dallas 0
1/5 - New England 27, at L.A. Raiders 20
1/5 - at Chicago 21, New York Giants 0

CONFERENCE CHAMPIONSHIPS

1/12 - New England 31, at Miami 14
1/12 - at Chicago 24, L.A. Rams 0

SUPER BOWL XX (NEW ORLEANS)

1/26 - Chicago 46, New England 10

1984 FINAL STATISTICS (13-3)

Head Coach: Dan Reeves AFC West: 1st Home Stadium: Mile High Stadium

Date	W-L	Score	Opponent	Attendance	RUSHING	No.	Yds.	Avg.	Long	TD	
Sept 2	W	20-17	Cincinnati	74,178	Winder	296	1153	3.9	24	4	
Sept 9	L	0-27	at Chicago	54,335	Willhite	77	371	4.8	52	2	
Sept 16	W	24-14	at Cleveland	61,980	Elway	56	237	4.2	21	1	
Sept 23	W	21-0	Kansas City	74,263	Parros	46	208	4.5	25	2	
Sept 30	W	16-13	L.A. Raiders	74,833	Lang	8	42	5.3	15	2	
Oct 7	W	28-7	at Detroit	55,836	Brewer	10	28	2.8	8	0	
Oct 15	W	17-14	Green Bay	62,546	Kubiak	9	27	3.0	17	1	
Oct 21	W	37-7	at Buffalo	31,204	Myles	5	7	1.4	2	0	
Oct 28	W	22-19	at L.A. Raiders (OT)	91,020	Johnson	1	3	3.0	3	0	
Nov 4	W	26-19	New England	74,908	BRONCOS	508	2076	4.1	52	12	
Nov 11	W	16-13	at San Diego	53,162	OPPONENTS	435	1664	3.8	72	10	
Nov 18	W	42-21	Minnesota	74,716	RECEIVING	No.	Yds.	Avg.	Long	TD	
Nov 25	L	24-27	Seattle	74,922	Watson	69	1170	17.0	73	7	
Dec 2	L	13-16	at Kansas City	38,494	Winder	44	288	6.5	21	2	
Dec 9	W	16-13	San Diego	74,867	Johnson	42	587	14.0	49	6	
Dec 15	W	31-14	at Seattle	64,411	Willhite	27	298	11.0	63	0	
TEAM STATISTICS				Den	Opp						
TOTAL FIRST DOWNS				299	311						
Rushing				121	121						
Passing				152	206						
Penalty				26	15						
3RD DOWN: MADE/ATT				68/207	84/240						
3rd Down Pct.				32.9	35.0						
4TH DOWN: MADE/ATT				6/7	8/23						
4th Down Pct.				85.7	34.8						
TOTAL NET YARDS				4935	5687						
Avg. Per Game				308.4	355.4						
Total Plays				1018	1123						
Avg. Per Play				4.8	5.1						
NET YARDS RUSHING				2076	1664						
Avg. Per Game				129.8	104.0						
Total Rushes				508	435						
Avg. Per Rush				4.1	3.8						
NET YARDS PASSING				2859	4023						
Avg. Per Game				178.7	251.4						
Sacked/Yards Lost				35/257	57/430						
Gross Yards				3116	4453						
Att./Completions				475/263	632/346						
Completion Pct.				55.4	54.7						
Had Intercepted				17	31						
Avg. Per Pass Play				5.6	5.8						
PUNTS/AVERAGE				96/40.1	81/41.5						
NET PUNTING AVG				35.4	35.1						
TOTAL RETURN YARDAGE				1725	1700						
Punt Returns/Average				41/7.8	44/7.5						
Kickoff Returns/Average				45/19.9	55/21.5						
Intercept. Ret./Average				31/16.5	17/11.1						
PENALTIES/YARDS				78/636	104/891						
FUMBLES/BALL LOST				36/17	44/24						
TOUCHDOWNS				42	26						
Rushing				12	10						
Passing				22	16						
Returns				8	0						
Extra Points Made/Attempts				38/41	26/26						
Field Goals Made/Attempts				21/28	19/33						
TOTAL POINTS				353	241						
SCORE BY PERIODS				1	2	3	4	OT	Total		
BRONCOS				75	125	68	82	3	353		
OPPONENTS				49	74	45	73	0	241		
SCORING				TD	R	P	RT	PAT	FG	S	PTS
Karlis				0	0	0	0	38/41	21/28	0	101
Watson				7	0	7	0	0/0	0/0	0	42
Winder				6	4	2	0	0/0	0/0	0	36
Johnson				6	0	6	0	0/0	0/0	0	36
Lang				3	2	1	0	0/0	0/0	0	18
Kay				3	0	3	0	0/0	0/0	0	18
Parros				2	2	0	0	0/0	0/0	0	12
Foley				2	0	0	2	0/0	0/0	0	12
Willhite				2	2	0	0	0/0	0/0	0	12
Kubiak				1	1	0	0	0/0	0/0	0	6
Robbins				1	0	0	1	0/0	0/0	0	6
Smith				1	0	0	1	0/0	0/0	0	6
Woodard				1	0	0	1	0/0	0/0	0	6
Jones				1	0	0	1	0/0	0/0	0	6
Alexander				1	0	1	0	0/0	0/0	0	6
Harden				1	0	0	1	0/0	0/0	0	6
Sampson				1	0	0	1	0/0	0/0	0	6
L. Wright				1	0	0	1	0/0	0/0	0	6
J. Wright				1	0	1	0	0/0	0/0	0	6
Elway				1	1	0	0	0/0	0/0	0	6
BRONCOS				42	12	22	8	38/41	21/28	0	353
OPPONENTS				26	10	16	0	26/26	19/33	1	241
PASSING				Att.	Comp.	Yds.	Comp. %	Yd./Att.	TD	TD%	Rtg.
Elway				380	214	2598	56.3	6.84	18	4.7	15
Kubiak				75	44	440	58.7	5.87	4	5.3	1
Stankavage				18	4	58	22.2	3.22	0	0.0	1
Willhite				2	1	20	50.0	10.00	0	0.0	20
BRONCOS				475	263	3116	55.4	6.56	22	4.6	17
OPPONENTS				632	346	4453	54.7	7.05	16	2.5	31
FIELD GOAL BREAKDOWN				Distance	1-19	20-29	30-39	40-49	50+	Total	FGs
Karlis				1/1	6/7	7/8	6/9	1/3	1/4	21/28	
OPPONENTS				1/1	4/7	3/8	10/13	1/3	1/4	19/33	
KARLIS: (1) (50N) (25G) (46N) (27G,32G,19G) (51N) (30G) (45G,40G,45G) (41G,24G,42N,35G) (1) (44G,45G,34N,37G) (1) (27G,25N) (22G,37G, 42N) (30G,50G,28G) (34G)											
SACKS: Jones 11, Chavous 7.5, Mecklenburg 7, T. Jackson 6, Townsend 5, Carter 3, Bowyer 3, Dennison 3, Ryan 3, Woodard 3, Busic 1, Comeaux 1, Garnett 1, Robbins 1, D. Smith 1, Wilson 0.5, TOTAL 57.0											

1984 DEFENSIVE STATS

(based on coaches' film review)

	TT	UT	A	S-YDS	I-YDS	PD	FR
1 Busick	195	112	83	1-9	2-21	4	1
2 Foley	167	108	59	0-0	6-97	10	2
3 Dennison	164	104	60	3-11	0-0	3	0
4 T. Jackson	141	89	52	6-45	0-0	13	1
5 Wright	113	98	15	0-0	1-1	14	2
6 Ryan	106	59	47	3-25	1-13	2	1
7 Jones	105	50	55	11-83	0-0	1	2
8 Harden	97	70	27	0-0	6-79	18	2
9 D. Smith	92	68	24	1-9	3-13	9	1
10 Carter	84	53	31	3-20	0-0	0	3
11 Chavous	66	40	26	7.5-42	0-0	1	0
12 Bowyer	58	35	23	3-21	0-0	0	1
13 Townsend	51	32	19	5-36	0-0	0	1
14 Woodward	49	30	19	3-32	1-27	3	0
15 Wilson	46	38	8	0.5-0	4-59	2	1
16 Mecklenburg	41	35	6	7-80	2-105	2	1
17 Garnett	41	24	17	1-6	0-0	4	1
18 Robbins	28	19	9	1-9	2-62	9	1
19 R. Jackson	17	12	5	0-0	1-23	2	0
20 Comeaux	10	7	3	1-12	1-5	0	1
21 Manor	5	2	3	0-0	0-0	0	0
22 Lilly	3	2	1	0-0	1-5	0	1
23 Hunley	1	1	0	0-0	0-0	0	0
24 A. Smith	1	1	0	0-0	0-0	0	0
TOTALS	1,681	1,089	592	57-440	31-510	97	23

1984 GAMES STARTED

OFFENSE

		DEFENSE	
QB Elway, John	14	DE Bowyer, Walt	1
QB Kubiak, Gary	2	DE Chavous, Barney	15
RB Parros, Rick	2	DE Jones, Ron	16
RB Summers, Don	1	NT Carter, Rubin	15
RB Willhite, Gerald	1	NT Garnett, Scott	1
RB Winder, Sammy	15	LB Busick, Steve	16
WR Johnson, Butch	11	LB Dennison, Rick	15
WR Sampson, Clint	3	LB Jackson, Tom	16
WR Watson, Steve	15	LB Mecklenburg, Karl	1
WR Wilson, Steve	1	LB Ryan, Jim	14
TE Kay, Clarence	13	LB Woodward, Ken	2
TE Sawyer, John	8	CB Harden, Mike	16
TE Wright, Jim	9	CB Wilson, Steve	1
C Bryan, Billy	16	CB Wright, Louis	15
T Hood, Winford	2	S Foley, Steve	16
T Lanier, Ken	15	S Robbins, Randy	1
T Studdard, Dave	16	S Smith, Dennis	15
G Bishop, Keith	14		
G Cooper, Mark	4		
G Howard, Paul	14		

1984 COACHES

Dan Reeves (Head Coach), **Marvin Bass** (Head Offensive Line), **Joe Collier** (Asst. Head Coach/Defense), **Alex Gibbs** (Offensive Line), **L.J. Gorman** (Strength/Conditioning), **Stan Jones** (Defensive Line), **Myrel Moore** (Linebackers), **Nick Nicolau** (Running Backs), **Fran Polisfoot** (Tight Ends/Special Teams), **Mike Shanahan** (Wide Receivers), **Charlie West** (Defensive Backs).

1984 LEADERS / RANKINGS

INDIVIDUAL	PLAYER	NO.	AFC RANK	NFL RANK	NFL LEADER	NO.
Points	Karlis	101	6	121	Werschling (SF)	131
Rushing Yards	Winder	1,153	3	11	Dickerson (Rams)	1,808
Passing Yards	Elway	2,598	7	15	Marino (MIA)	5,084
Passer Rating	Elway	76.8	8	16	Marino (MIA)	108.9
Receiving Yards	Watson	1,170	4	7	Green (STL)	1,555
Receptions	Watson	69	6t	14t	Monk (WAS)	106
Interceptions	Foley/Harden	6	5t	11t	Easley (SEA)	10
Sacks	Jones	11	14t	24t	Gastineau (NYJ)	22
OFFENSE		NO.	AFC RANK	NFL RANK	NFL LEADER	NO.
Points Per Game		22.1	7	11	Miami	32.1
Total Yards Per Game		308.4	10	22	Miami	433.5
Yards Per Play		4.8	11	20t	Miami	6.5
Rushing Yards Per Game		129.8	4	10	Chicago	185.9
Net Passing Yards Per Game		178.7	13	24	Miami	313.6
DEFENSE		NO.	AFC RANK	NFL RANK	NFL LEADER	NO.
Points Per Game		15.1	1	2	San Francisco	14.2
Total Yards Per Game		355.4	12	25	Chicago	241.4
Yards Per Play		5.1	8t	16t	L.A. Raiders	4.3
Rushing Yards Per Game		104.0	2	5	Chicago	86.1
Net Passing Yards Per Game		251.4	13	27	New Orleans	153.3

1984 KEY AWARDS

Pro Bowl (1): RB Sammy Winder. **Sports Illustrated NFL Coach of the Year:** Dan Reeves. **K.C. 101 Club AFC Coach of the Year:** Dan Reeves.

1984 NFL STANDINGS

AFC EAST

Team	W	L	T	Pct	PF	PA
*y-Miami	14	2	0	.875	513	298
New England	9	7	0	.563	362	352
New York Jets	7	9	0	.438	332	364
Indianapolis	4	12	0	.250	239	414
Buffalo	2	14	0	.125	250	454

AFC CENTRAL

Team	W	L	T	Pct	PF	PA
y-Pittsburgh	9	7	0	.563	387	310
Cincinnati	8	8	0	.500	339	339
Cleveland	5	11	0	.313	250	297
Houston	3	13	0	.188	240	437

AFC WEST

Team	W	L	T	Pct	PF	PA
y-Denver	13	3	0	.813	353	241
x-Seattle	12	4	0	.750	418	282
x-L.A. Raiders	11	5	0	.688	368	278
Kansas City	8	8	0	.500	314	324
San Diego	7	9	0	.438	394	413

NFC EAST

Team	W	L	T	Pct	PF	PA
y-Washington	11	5	0	.688	426	310
x-New York Giants	9	7	0	.563	299	301
St. Louis	9	7	0	.563	423	345
Dallas	9	7	0	.563	308	308
Philadelphia	6	9	1	.406	278	320

NFC CENTRAL

Team	W	L	T	Pct	PF	PA
y-Chicago	10	6	0	.625	325	248
Green Bay	8	8	0	.500	390	309
Tampa Bay	6	10	0	.375	335	380
Detroit	4	11	1	.281	283	408
Minnesota	3	13	0	.188	276	484

NFC WEST

Team	W	L	T	Pct	PF	PA
*y-San Francisco	15	1	0	.938	475	227
x-L.A. Rams	10	6	0	.625	346	316
New Orleans	7	9	0	.438	298	361
Atlanta	4	12	0	.250	281	382

x - Wild Card Qualifier; y - Division Title; * - Home-field Advantage

WILD CARD PLAYOFF GAMES

12/22 - at Seattle 13, L.A. Raiders 7

12/23 - New York Giants 16, at L.A. Rams 13

DIVISIONAL PLAYOFF GAMES

12/29 - at Miami 31, Seattle 10

12/29 - at San Francisco 21, New York Giants 10

12/30 - Pittsburgh 24, at Denver 17

12/30 - Chicago 23, at Washington 19

CONFERENCE CHAMPIONSHIPS

1/6 - at Miami 45, Pittsburgh 28

1/6 - at San Francisco 23, Chicago 0

SUPER BOWL XIX (STANFORD, CALIF.)

1/20 - San Francisco 38, Miami 16

1983 FINAL STATISTICS (9-7)

Head Coach: Dan Reeves AFC West: 3rd Home Stadium: Mile High Stadium

Date	W-L	Score	Opponent	Attendance	RUSHING	No.	Yds.	Avg.	Long	TD
Sept 4	W	14-10	at Pittsburgh	58,233	Winder	196	757	3.9	52	3
Sept 11	W	17-10	at Baltimore	52,613	Poole	81	246	3.0	19	4
Sept 18	L	10-13	Philadelphia	74,202	Preston	57	222	3.9	28	1
Sept 25	L	7-22	L.A. Raiders	74,289	Willhite	43	188	4.4	24t	3
Oct 2	L	14-31	at Chicago	58,210	Elway	28	146	5.2	23	1
Oct 9	W	26-14	at Houston	58,210	Parros	30	96	3.2	13	1
Oct 16	W	24-17	Cincinnati	74,305	Myles	8	52	6.5	16	0
Oct 23	W	14-6	San Diego	74,581	DeBerg	13	28	2.2	11	1
Oct 30	W	27-24	Kansas City	74,640	Upchurch	6	19	3.2	9	0
Nov 6	L	19-27	at Seattle	61,189	Kubiak	4	17	4.3	8	1
Nov 13	L	20-22	at L.A. Raiders	51,945	Watson	3	17	5.7	10	0
Nov 20	W	38-27	Seattle	74,710	Prestridge	1	7	7.0	7	0
Nov 27	L	7-31	at San Diego	43,650	J. Wright	1	-11	-11.0	-11	0
Dec 4	W	27-6	Cleveland	70,912	BRONCOS	471	1784	3.8	52	15
Dec 11	W	21-19	Baltimore	74,854	OPPONENTS	509	1938	3.8	29	14
Dec 18	L	17-48	at Kansas City	11,377						

TEAM STATISTICS		Den	Opp	RECEIVING		No.	Yds.	Avg.	Long	TD
TOTAL FIRST DOWNS		292	321	Watson	59	1133	19.2	78t	5	2
Rushing		99	119	Upchurch	40	639	16.0	40	2	5
Passing		155	185	Winder	23	150	6.5	17	0	0
Penalty		38	17	Egloff	20	205	10.3	32	2	0
3RD DOWN: MADE/ATT		68/213	92/235	Poole	20	184	9.2	23	0	0
3rd Down Pct.		31.9	39.1	Preston	17	137	8.1	25	1	1
TOTAL NET YARDS		4811	5609	Willhite	14	153	10.9	26t	1	0
Avg. Per Game		300.7	350.6	J. Wright	13	134	10.3	23	0	0
Total Plays		1025	1099	Thomas	12	182	15.2	44	0	0
Avg. Per Play		4.7	5.1	Parros	12	126	10.5	33t	2	2
NET YARDS RUSHING		1784	1938	Sampson	10	200	20.0	49t	3	3
Avg. Per Game		111.5	121.1	Myles	7	119	17.0	33	1	1
Total Rushes		471	509	Odoms	4	62	15.5	21	0	0
Avg. Per Rush		3.8	3.8	Sawyer	3	42	14.0	17	0	0
NET YARDS PASSING		3027	3671	BRONCOS		254	3466	13.6	78t	17
Avg. Per Game		189.2	229.4	OPPONENTS		307	3988	13.0	72t	18
Sacked/Yards Lost		55/439	38/317							

Gross Yards	3466	3988	INTERCEPTIONS	No.	Yds.	Avg.	Long	TD	
Att./Completions	499/254	552/307		L. Wright	6	50	8.3	34	0
Completion Pct.	50.9	55.6		Wilson	5	91	18.2	36	0
Had Intercepted	22	27		Foley	5	28	5.6	16	0
Avg. Per Pass Play	5.5	6.2		Harden	4	127	31.8	48	0
PUNTS/AVERAGE	87/41.6	77/44.2	Smith	4	39	9.8	23	0	
NET PUNTING AVG	34.0	36.2	R. Jackson	1	15	15.0	15	0	
TOTAL RETURN YARDAGE	1852	1629	Gradišhar	1	5	5.0	5	0	
Punt Returns/Average	38/11.1	55/9.5	T. Jackson	1	0	0.0	0	0	
Kickoff Returns/Average	56/19.2	46/17.9	BRONCOS	27	355	13.1	48	0	
Intercept. Ret./Average	27/13.1	22/12.8	OPPONENTS	22	281	12.8	58t	3	
PENALTIES/YARDS	100/804	138/1097							

JUMBLES/BALL LOST		34/19		46/20													
TOUCHDOWNS		34		36		PUNTING		No.		Yds.		Avg.		TB		In20 Long	
Rushing		15		14		Prestridge		87		3620		41.6		7		19 68	
Passing		17		18		OPPONENTS		77		3406		44.2		10		18 60	
Returns		2		4													
Extra Points Made/Attempts		33/34		34/35		PUNT RETURNS		No.		FC		Yds.		Avg.		Long	
Field Goals Made/Attempts		21/25		25/33		Thomas		33		9		368		11.2		70t 1	
TOTAL POINTS		302		327		Upchurch		4		1		52		13.0		17 0	
SCORE BY PERIODS		1		2		L. Wright		1		0		0		0.0		0 0	
BRONCOS		41		80		39		142		0		302		BRONCOS		38 10 420 11.1 70t 1	
OPPONENTS		85		87		76		79		0		327		OPPONENTS		55 8 524 9.5 34 0	

SCORING										KICKOFF RETURNS				
	TD	Ru	Pa	Rt	PAT	FG	S	Pts		No.	Yds.	Avg.	Long	TD
Karlis	0	0	0	0	33/34	21/25	0	96	Thomas	28	573	20.5	42	0
Watson	5	0	5	0	0/0	0/0	0	30	Wilson	24	485	20.2	32	0
Poole	4	4	0	0	0/0	0/0	0	24	Studdard	2	8	4.0	8	0
Willnite	4	3	1	0	0/0	0/0	0	24	Harden	1	9	9.0	9	0
Parros	3	1	2	0	0/0	0/0	0	18	T. Jackson	1	2	2.0	2	0
Sampson	3	0	3	0	0/0	0/0	0	18	BRONCOS	56	1077	19.2	42	0
Winder	3	3	0	0	0/0	0/0	0	18	OPPONENTS	46	824	17.9	42	0
Egloff	2	0	2	0	0/0	0/0	0	12						

Preston	2	1	1	0	0/0	0/0	0	12	FIELD GOAL BREAKDOWN Distance 1-19 20-29 30-39 40-49 50+ Total Karlis 0/0 7/8 7/9 6/8 1/1 21/25 OPPONENTS 2/2 8/9 6/8 2/6 25/33				
Upchurch	2	0	2	0	0/0	0/0	12						
Chavous	1	0	0	1	0/0	0/0	6						
DeBerg	1	0	0	0	0/0	0/0	6						
Elway	1	1	0	0	0/0	0/0	6						
Kubiak	1	1	0	0	0/0	0/0	6	SACKS: T. Jackson 5.5, D. Smith 5, Chavous 4.5, Jones 4, Manor 3, Gradišhar 2.5, Mecklenburg 2, Bowyer 2, Busick 2, Woodard 2, Carter 1, R. Jackson 1, Wright 1, Latimer 0.5, TOTAL 36.0					
Myles	0	0	1	0	0/0	0/0	6						
Thomas	1	0	0	1	0/0	0/0	6						
Jones	0	0	0	0	0/0	0/0	1						
BRONCOS	36	15	17	2	33/34	21/25	1						302
OPPONENTS	36	14	18	4	34/36	25/33	0	327					

PASSING					Rtg.							
	Att.	Comp.	Yds.	Comp.%	Yd./Att.	TD	TD%	Int	Int%	LG	Sack/Lost	Rtg.
Elway	259	123	1663	47.5	6.42	7	2.7	14	5.4	49t	28/218	54.9
DeBerg	215	119	1617	55.3	7.52	9	4.2	7	3.3	54	25/201	79.7
Kubiak	22	12	186	54.5	8.45	1	4.5	1	4.5	78t	2/20	78.9
Upchurch	2	0	0	0.0	0.00	0	0.0	0	0.0	0	0/0	39.5
Willhite	1	0	0	0.0	0.00	0	0.0	0	0.0	0	0/0	39.5
BRONCOS	499	254	3466	50.9	6.95	17	3.4	22	4.4	78t	55/439	66.4
OPPONENTS	552	307	3988	55.6	7.22	18	3.3	27	4.9	72t	38/317	69.0

1983 DEFENSIVE STATS

(based on coaches' film review)

	TT	UT	A	S-YDS	I-YDS	FR
1 Gradishar	224	133	91	25-20	1-5	3
2 Busick	130	71	59	2-16	0-0	0
3 Foley	124	85	39	0-0	5-28	1
T. Jackson	124	77	47	5.5-59	1-0	2
5 D. Smith	114	79	35	5-32	4-39	0
6 L. Wright	113	81	32	1-1	6-50	1
7 Ryan	102	64	38	0-0	0-0	1
8 Chavous	99	62	37	4.5-25	0-0	1
9 Harden	98	64	34	0-0	4-27	3
Carter	98	47	51	1-12	0-0	3
11 Jones	72	42	30	4-22	0-0	2
12 Manor	56	36	20	3-18	0-0	1
R. Jackson	56	29	27	1-10	1-15	0
14 Wilson	55	45	10	0-0	5-91	0
15 Latimer	51	33	18	0.5-4	0-0	0
16 Bowyer	45	27	18	2-19	0-0	1
17 Mecklenburg	24	12	12	2-20	0-0	0
18 Stachowski	21	9	12	0-0	4-39	0
19 Dennison	19	9	10	0-0	0-0	0
20 Woodard	18	15	3	2-12	0-0	2
21 Myers	11	9	2	0-0	0-0	0
22 Swenson	8	1	7	0-0	0-0	0
23 Dupree	1	1	0	0-0	0-0	0
TOTALS	1,663	1,031	632	36-270	27-355	21

1983 GAMES STARTED

OFFENSE	DEFENSE
QB DeBerg, Steve	5 DE Bowyer, Walt
QB Elway, John	10 DE Chavous, Barney
QB Kubiak, Gary	1 DE Jones, Rulon
RB Parros, Rick	5 DE Manor, Brison
RB Poole, Nathan	10 NT Carter, Rubin
RB Preston, Dave	3 NT Latimer, Don
RB Windsor, Sammy	13 LB Busick, Steve
WR Sampson, Clint	2 LB Dennison, Rick
WR Upchurch, Rick	11 LB Gradishar, Randy
WR Watson, Steve	16 LB Jackson, Tom
TE Egloff, Ron	10 LB Ryan, Jim
TE Sawyer, John	4 LB Swenson, Bob
TE Wright, Jim	6 LB Woodard, Ken
C Bryan, Billy	16 CB Harden, Mike
T Lanier, Ken	16 CB Wilson, Steve
T Studdard, Dave	16 CB Wright, Louis
G Bishop, Keith	16 S Foley, Steve
G Cooper, Mark	2 S Jackson, Roger
G Howard, Paul	14 S Smith, Dennis
	S Trimble, Steve

1983 COACHES

Dan Reeves (Head Coach), **Marvin Bass** (Special Assistant), **Joe Collier** (Asst. Head Coach/Defense), **I.J. Gorman** (Strength/Conditioning), **John Hadl** (Quarterbacks/Wide Receivers), **Stan Jones** (Defensive Line), **Myrel Moore** (Linebackers), **Nick Nicolau** (Running Backs), **Fran Polsfoot** (Tight Ends/Special Teams), **Dan Radakovich** (Offensive Line), **Charlie West** (Defensive Backs).

1983 LEADERS / RANKINGS

INDIVIDUAL	PLAYER	NO.	AFC RANK	NFL RANK	NFL LEADER	NO.
Points	Karlis	96	8	15	Moseley (WAS)	161
Rushing Yards	Winder	757	12	23	Dickerson (Rams)	1,808
Passing Yards	Elway	1,663	15	28	Dickey (GB)	4,458
Passer Rating	DeBerg	79.9	8	14	Bartkowski (ATL)	97.6
Receiving Yards	Watson	1,133	5	10	Quick (PHI)	1,409
Receptions	Watson	59	11	18	Christensen (Raid.)	92
Interceptions	L. Wright	6	8	15	Murphy (WAS)	9
Sacks	T. Jackson	5.5	26	62	Gastineau (NYJ)	19
OFFENSE		NO.	AFC RANK	NFL RANK	NFL LEADER	NO.
Points Per Game		18.9	10	21	Washington	33.8
Total Yards Per Game		300.7	14	26	San Diego	387.3
Yards Per Play		4.7	11	21	Green Bay	6.1
Rushing Yards Per Game		111.5	11	23	Chicago	170.4
Net Passing Yards Per Game		189.2	9	20	San Diego	291.3
DEFENSE		NO.	AFC RANK	NFL RANK	NFL LEADER	NO.
Points Per Game		20.4	5	9	Miami	15.6
Total Yards Per Game		350.6	9	21	Cincinnati	270.4
Yards Per Play		5.1	7	17	Cincinnati	4.4
Rushing Yards Per Game		121.1	4	10	Washington	80.6
Net Passing Yards Per Game		229.4	12	23	New Orleans	168.2

1983 KEY AWARDS

Pro Bowl (2): LB Randy Gradishar, CB Louis Wright. **AP All-Pro (1):** LB Randy Gradishar (second team).

1983 NFL STANDINGS

AFC EAST

Team	W	L	T	Pct	PF	PA
y-Miami	12	4	0	.750	389	250
New England	8	8	0	.500	274	289
Buffalo	8	8	0	.500	283	351
Baltimore	7	9	0	.438	264	354
New York Jets	7	9	0	.438	313	331

AFC CENTRAL

Team	W	L	T	Pct	PF	PA
y-Pittsburgh	10	6	0	.625	355	303
Cleveland	9	7	0	.563	356	342
Cincinnati	7	9	0	.438	346	302
Houston	2	14	0	.125	288	460

AFC WEST

Team	W	L	T	Pct	PF	PA
*y-L.A. Raiders	12	4	0	.750	442	338
x-Seattle	9	7	0	.563	403	397
x-Denver	9	7	0	.563	302	327
San Diego	6	10	0	.375	358	462
Kansas City	6	10	0	.375	386	367

NFC EAST

Team	W	L	T	Pct	PF	PA
*y-Washington	14	2	0	.875	541	332
x-Dallas	12	4	0	.750	479	360
St. Louis	8	7	1	.531	374	428
Philadelphia	5	11	0	.313	233	322
New York Giants	3	12	1	.219	267	347

NFC CENTRAL

Team	W	L	T	Pct	PF	PA
y-Detroit	9	7	0	.563	347	286
Green Bay	8	8	0	.500	429	439
Chicago	8	8	0	.500	311	301
Minnesota	8	8	0	.500	316	348
Tampa Bay	2	14	0	.125	241	380

NFC WEST

Team	W	L	T	Pct	PF	PA
y-San Francisco	10	6	0	.625	432	293
x-L.A. Rams	9	7	0	.563	361	344
New Orleans	8	8	0	.500	319	337
Atlanta	7	9	0	.438	370	389

x - Wild Card Qualifier; y - Division Title; * - Home-field Advantage

WILD CARD PLAYOFF GAMES

12/24 - at Seattle 31, Denver 7
12/26 - L.A. Rams 24, at Dallas 17

DIVISIONAL PLAYOFF GAMES

12/31 - Seattle 27, at Miami 20
12/31 - at San Francisco 24, Detroit 23
1/1 - at L.A. Raiders 38, Pittsburgh 10
1/1 - at Washington 51, L.A. Rams 7

CONFERENCE CHAMPIONSHIPS

1/8 - at L.A. Raiders 30, Seattle 14
1/8 - at Washington 24, San Francisco 21

SUPER BOWL XVIII (TAMPA, FLA.)

1/22 - L.A. Raiders 38, Washington 9

1982 FINAL STATISTICS (2-7)

Head Coach: Dan Reeves AFC West: 5th Home Stadium: Mile High Stadium

Date	W-L	Score	Opponent	Attendance	RUSHING	No.	Yds.	Avg.	Long	TD
Sept 12	L	3-23	San Diego	73,564	Willhite	70	347	5.0	23	2
Sept 19	L	24-21	San Francisco	73,899	Parros	77	277	3.6	14	1
Sept 26	W		at New Orleans	Canceled	Winder	67	259	3.9	18	1
Oct 3			Pittsburgh	Canceled	Preston	19	81	4.3	13	0
Oct 10			at New York Jets	Canceled	Poole	7	36	5.1	20	0
Oct 17			at Houston	Canceled	DeBerg	8	27	3.4	6t	1
Oct 24			L.A. Raiders	Canceled	Herrmann	3	7	2.3	6t	1
Oct 31			Buffalo	Canceled	Lytle	2	2	1.0	2	0
Nov 7			at Seattle	Resched. Jan. 2	Watson	1	-4	-4.0	-4	0
Nov 14			at Kansas City	Canceled	Wright	1	-4	-4.0	-4	0
Nov 21	L	10-17	Seattle	73,916	Upchurch	2	-10	-5.0	-3	0
Nov 28	L	20-30	at San Diego	47,629	BRONCOS	257	1018	4.0	23	6
Dec 5	L	27-34	Atlanta	73,984	OPPONENTS	293	935	3.2	46	8
Dec 12	W	27-24	at L.A. Rams	48,112						
Dec 19	L	16-37	Kansas City	74,192						
Dec 26	L	10-27	at L.A. Raiders	44,160						
Jan 2	L	11-13	at Seattle	43,145						

TEAM STATISTICS		Den	Opp
TOTAL FIRST DOWNS		170	176
Rushing		52	53
Passing		103	104
Penalty		15	19
3RD DOWN: MADE/ATT		43/121	48/132
3rd Down Pct.		35.5	36.4
TOTAL NET YARDS		2837	3169
Avg. Per Game		315.2	352.1
Total Plays		592	616
Avg. Per Play		4.8	5.1
NET YARDS RUSHING		1018	935
Avg. Per Game		113.1	103.9
Total Rushes		257	293
Avg. Per Rush		4.0	3.2
NET YARDS PASSING		1819	2234
Avg. Per Game		202.1	248.2
Sacked/Yards Lost		24/200	16/116
Gross Yards		2019	2350
Att./Completions		311/181	307/172
Completion Pct.		58.2	56.0
Had Intercepted		19	12
Average per Pass Play		5.4	6.9
PUNTS/AVERAGE		45/45.0	42/39.4
NET PUNTING AVG		37.8	31.1
TOTAL RETURN YARDAGE		1229	1199
Punt Returns/Average		21/14.5	25/9.1
Kickoff Returns/Average		40/20.5	26/20.8
Intercept. Ret./Average		12/8.8	19/22.7
PENALTIES/YARDS		54/516	63/571
FUMBLES/BALL LOST		24/17	17/7
TOUCHDOWNS		16	25
Rushing		6	8
Passing		8	14
Returns		2	3
Extra Points Made/Attempts		15/16	25/25
Field Goals Made/Attempts		11/13	17/24
TOTAL POINTS		148	226

SCORE BY PERIODS	1	2	3	4	OT	Total
BRONCOS	26	47	33	42	0	148
OPPONENTS	40	79	40	67	0	226

SCORING	TD	Ru	Pa	Rt	PAT	FG	S	PTS
Karlis	0	0	0	0	15/16	11/13	0	48
Upchurch	5	0	3	2	0/0	0/0	0	30
Parros	3	1	2	0	0/0	0/0	0	18
Willhite	2	2	0	0	0/0	0/0	0	12
Watson	2	0	2	0	0/0	0/0	0	12
DeBerg	1	1	0	0	0/0	0/0	0	6
Winder	1	1	0	0	0/0	0/0	0	6
Herrmann	1	1	0	0	0/0	0/0	0	6
Wright	1	0	1	0	0/0	0/0	0	6
Boyd	0	0	0	0	0/0	0/0	1	2
Chavous	0	0	0	0	0/0	0/0	1	2
BRONCOS	16	6	8	2	15/16	11/13	2	148
OPPONENTS	25	8	14	3	25/25	17/24	0	226

PASSING	Att.	Comp.	Yds.	Comp.%	Yd./Att.	TD	TD%	Int	Int%	LG	Sack/Lost	Rtg.
DeBerg	223	131	1405	58.7	6.30	7	3.1	11	4.9	51t	16/130	67.1
Herrmann	60	32	421	53.3	7.02	1	1.7	4	6.7	39	4/48	53.4
Morton	26	18	193	69.2	7.42	0	0.0	3	11.5	20	3/19	51.0
Willhite	2	0	0	0.0	0.00	0	0.0	1	50.0	0	0/0	0.0
Upchurch	0	0	0	0.0	0.00	0	0.0	0	0.0	0	1/3	39.5
BRONCOS	311	181	2019	58.2	6.49	8	2.6	19	6.1	51t	24/200	60.8
OPPONENTS	307	172	2350	56.0	7.65	14	4.6	12	3.9	86t	16/116	79.6

RECEIVING	No.	Yds.	Avg.	Long	TD
Parros	37	259	7.0	24	2
Watson	36	555	15.4	41	2
Upchurch	26	407	15.7	51t	3
Willhite	26	227	8.7	27	0
Preston	14	134	9.6	20	0
Winder	11	83	7.5	22	0
Egloff	10	96	9.6	17	0
Wright	9	120	13.3	39	1
Odoms	8	82	10.3	18	0
Manning	3	46	15.3	30	0
Lytle	1	10	10.0	10	0
BRONCOS	181	2019	11.2	51t	8
OPPONENTS	172	2350	13.7	86t	14

INTERCEPTIONS	No.	Yds.	Avg.	Long	TD
Kyle	3	26	8.7	14	0
Wilson	2	22	11.0	16	0
Wright	2	18	9.0	18	0
Harden	2	3	1.5	3	0
Smith	1	29	29.0	29	0
Jackson	1	8	8.0	8	0
Thomas	1	0	0.0	0	0
BRONCOS	12	106	8.8	29	0
OPPONENTS	19	431	22.7	60	3

PUNTING	No.	Yds.	Avg.	TB	In20	Long	B
Prestridge	45	2026	45.0	5	14	65	—
OPPONENTS	42	1653	39.4	2	9	80	2

PUNT RETURNS	No.	FC	Yds.	Avg.	Long	TD
Upchurch	15	3	242	16.1	78t	2
Willhite	6	4	63	10.5	23	0
BRONCOS	21	7	305	14.5	78t	2
OPPONENTS	25	3	227	9.1	25	0

KICKOFF RETURNS	No.	Yds.	Avg.	Long	TD
Willhite	17	337	19.8	26	0
Manning	15	346	23.1	34	0
Wilson	6	123	20.5	30	0
Uecker	1	12	12.0	12	0
Poole	1	0	0.0	0	0
BRONCOS	40	818	20.5	34	0
OPPONENTS	26	541	20.8	68	0

FIELD GOAL BREAKDOWN						
Distance	1-19	20-29	30-39	40-49	50+	Total
Karlis	2/2	3/3	3/4	3/4	0/0	11/13
OPPONENTS	3/3	4/6	3/4	4/5	3/6	17/24

SACKS: Chavous 5, Gradishar 2, Jones 2, Manor 2, D. Smith 2, T. Jackson 1, Latimer 1, Wright 1, **TOTAL 16.0**

1982 DEFENSIVE STATS

(based on coaches' film review)

	TT	UT	A	S-YDS	I-YDS	FR
1 Gradishar	151	80	71	2-16	0-0	1
2 T. Jackson	86	47	39	1-1	1-8	0
3 Ryan	84	54	30	0-0	0-0	0
4 Evans	80	55	25	0-0	0-0	0
5 Smith	65	53	12	2-11	1-29	0
6 Jones	64	34	30	2-11	0-0	0
7 Chavous	62	35	27	5-42	0-0	0
8 L. Wright	54	44	10	1-11	2-18	1
9 Kyle	52	36	16	0-0	3-26	1
10 Harden	51	35	16	0-0	2-3	1
Carter	51	23	28	0-0	0-0	0
12 Wilson	48	33	15	0-0	2-22	1
Latimer	48	31	17	1-9	0-0	0
14 Trimble	20	12	8	0-0	0-0	0
Manor	20	10	10	2-11	0-0	0
16 Boyd	16	8	8	0-0	0-0	0
17 Thomas	14	9	5	0-0	1-0	0
18 Swenson	11	2	9	0-0	0-0	0
19 R. Jackson	5	2	3	0-0	0-0	0
Foley	5	1	4	0-0	0-0	0
21 Busick	4	1	3	0-0	0-0	0
TOTALS	991	605	386	16-112	12-106	5

1982 GAMES STARTED

OFFENSE	DEFENSE
QB DeBerg, Steve	5 DE Chavous, Barney
QB Herrmann, Mark	1 DE Jones, Rulon
QB Morton, Craig	3 NT Carter, Rubin
RB Parros, Rick	9 NT Latimer, Don
RB Preston, Dave	5 LB Evans, Larry
RB Willhite, Gerald	2 LB Gradishar, Randy
RB Winder, Sammy	2 LB Jackson, Tom
WR Upchurch, Rick	8 LB Ryan, Jim
WR Watson, Steve	9 CB Kyle, Aaron
TE Egloff, Ron	1 CB Wilson, Steve
TE Odums, Riley	6 CB Wright, Louis
TE Wright, Jim	3 S Foley, Steve
C Bryan, Billy	9 S Harden, Mike
T Lanier, Ken	9 S Smith, Dennis
T Minor, Claudie	7 S Trimble, Steve
T Uecker, Keith	2
G Glassic, Tom	9
G Studdard, Dave	9

1982 COACHES

Dan Reeves (Head Coach), **Marvin Bass** (Special Assistant), **Joe Collier** (Asst. Head Coach/Defense), **Rod Dowhower** (Offensive Coordinator/Wide Receivers), **Jerry Frei** (Offensive Line), **Stan Jones** (Defensive Line), **Richie McCabe** (Defensive Backs), **Nick Nicolau** (Running Backs), **Fran Polsto** (Tight Ends/Special Teams), **Bob Zeman** (Linebackers).

1982 LEADERS / RANKINGS

INDIVIDUAL			AFC	NFL	NFL LEADER		
PLAYER	NO.	RANK	RANK	RANK	PLAYER	NO.	RANK
Points	Karlis	48	8	16	Benirschke (SD)	80	
Rushing Yards	Willhite	347	15	28	McNeill (NYJ)	786	
Passing Yards	DeBerg	1,405	8	19	Fouts (SD)	2,883	
Passer Rating	DeBerg	67.2	7	20	Anderson (CIN)	95.3	
Receiving Yards	Watson	555	9	12	Chandler (SD)	1,032	
Receptions	Parros	37	10	15d	D. Clark (SF)	60	
Interceptions	Kyle	3	3t	4t	Walls (DAL)	7	
Sacks	Chavous	15	11t	26t	Martin (MIN)	11.5	
OFFENSE			AFC	NFL	NFL LEADER		
Points Per Game	NO.	RANK	RANK	RANK	PLAYER	NO.	RANK
Points Per Game	16.4	9	20	San Diego	32.0		
Total Yards Per Game	315.2	7	15	San Diego	449.8		
Yards Per Play	4.8	7t	16t	San Diego	6.6		
Rushing Yards Per Game	113.1	9	17	Buffalo	152.3		
Net Passing Yards Per Game	202.1	6	15	San Diego	325.2		
DEFENSE			AFC	NFL	NFL LEADER		
Points Per Game	NO.	RANK	RANK	RANK	PLAYER	NO.	RANK
Points Per Game	25.1	12	25	Washington	14.2		
Total Yards Per Game	352.1	11	24	Miami	256.9		
Yards Per Play	5.1	9	20t	San Diego	4.2		
Rushing Yards Per Game	103.9	4	7	Pittsburgh	84.7		
Net Passing Yards Per Game	248.2	12	26	Miami	114.1		

1982 KEY AWARDS

Pro Bowl (3): LB Randy Gradishar, P Luke Prestridge, WR Rick Upchurch. **AP All-Pro** (2): P Luke Prestridge (first team), WR Rick Upchurch (first team).

1982 NFL STANDINGS

(As a result of a 57-day players' strike, the 1982 NFL regular-season schedule was reduced from 16 weeks to nine. At the conclusion of the regular season, the NFL conducted a 16-team postseason Super Bowl tournament. Eight teams from each conference were seeded 1-8 based on their records during the season.)

AFC

Team	W	L	T	Pct	PF	PA
1-L.A. Raiders	8	1	0	.889	260	200
2-Miami	7	2	0	.778	198	131
3-Cincinnati	7	2	0	.778	232	177
4-Pittsburgh	6	3	0	.667	204	146
5-San Diego	6	3	0	.667	288	221
6-New York Jets	6	3	0	.667	245	166
7-New England	5	4	0	.556	143	157
8-Cleveland	4	5	0	.444	140	182
Buffalo	4	5	0	.444	150	154
Seattle	4	5	0	.444	127	147
Kansas City	3	6	0	.333	176	184
Denver	2	7	0	.222	148	226
Houston	1	8	0	.111	136	245
Baltimore	0	8	1	.056	113	236

NFC

Team	W	L	T	Pct	PF	PA
1-Washington	8	1	0	.889	190	128
2-Dallas	6	3	0	.667	226	145
3-Green Bay	5	3	1	.611	226	169
4-Minnesota	5	4	0	.556	187	198
5-Atlanta	5	4	0	.556	183	199
6-St. Louis	5	4	0	.556	135	170
7-Tampa Bay	5	4	0	.556	158	178
8-Detroit	4	5	0	.444	181	176
New Orleans	4	5	0	.444	129	160
New York Giants	4	5	0	.444	164	160
San Francisco	3	6	0	.333	209	206
Chicago	3	6	0	.333	141	174
Philadelphia	3	6	0	.333	191	195
L.A. Rams	2	7	0	.222	200	250

FIRST ROUND PLAYOFF GAMES

- 1/8 – at Miami 28, New England 13
- 1/8 – at L.A. Raiders 27, Cleveland 10
- 1/8 – at Washington 31, Detroit 7
- 1/8 – at Green Bay 41, St. Louis 16
- 1/9 – New York Jets 44, at Cincinnati 17
- 1/9 – San Diego 31, at Pittsburgh 28
- 1/9 – at Minnesota 30, Atlanta 24
- 1/9 – at Dallas 30, Tampa Bay 17

SECOND ROUND PLAYOFF GAMES

- 1/15 – New York Jets 17, at L.A. Raiders 14
- 1/15 – at Washington 21, Minnesota 7
- 1/16 – at Miami 34, San Diego 13
- 1/16 – at Dallas 37, Green Bay 26

CONFERENCE CHAMPIONSHIPS

- 1/22 – at Washington 31, Dallas 17
- 1/23 – at Miami 14, New York Jets 0

SUPER BOWL XVII (PASADENA, CALIF.)

- 1/30 – Washington 27, Miami 17

1981 FINAL STATISTICS (10-6)

Head Coach: Dan Reeves AFC West: 2nd Home Stadium: Mile High Stadium

Date	W-L	Score	Opponent	Attendance	RUSHING	No.	Yds.	Avg.	Long	TD
Sept 6	W	9-7	Oakland	74,796	Parros	176	749	4.3	25	2
Sept 13	L	10-13	at Seattle	58,513	Preston	183	640	3.5	23	3
Sept 20	W	28-10	Baltimore	74,804	Reed	68	156	2.3	10	0
Sept 27	W	42-24	San Diego	74,844	Canada	33	113	3.4	11	3
Oct 4	W	17-0	at Oakland	51,035	Lytle	30	106	3.5	18	4
Oct 11	W	27-21	Detroit	74,816	Upchurch	5	56	11.2	37	0
Oct 18	L	14-28	at Kansas City	74,672	DeBerg	9	40	4.4	11	0
Oct 25	L	7-9	at Buffalo	77,757	Morton	8	18	2.3	5	0
Nov 2	W	19-17	Minnesota	74,834	Wright	1	11	11.0	11	0
Nov 8	W	23-20	Cleveland (OT)	74,859	Watson	2	6	3.0	6	0
Nov 15	W	24-7	at Tampa Bay	64,518	BRONCOS	515	1895	3.7	37	12
Nov 22	L	21-38	at Cincinnati	57,207	OPPONENTS	467	2005	4.3	821	17
Nov 29	L	17-34	San Diego	51,533						
Dec 6	W	16-13	Kansas City	74,744	RECEIVING	No.	Yds.	Avg.	Long	TD
Dec 13	W	23-13	Seattle	74,527	Watson	60	1244	20.7	95t	13
Dec 20	L	24-35	at Chicago	40,125	Preston	52	507	9.8	37	0
					Odoms	38	516	13.6	28	5
					Reed	34	317	9.3	33	0
					Upchurch	32	550	17.2	63	3
					Parros	25	216	8.6	26	1
					Egloff	17	231	13.6	40	1
					Moses	15	246	16.4	30	1
					Lytle	6	47	7.8	14t	1
					Manning	3	49	16.3	34	0
					Canada	3	37	12.3	20	1
					Wright	3	22	7.3	14	1
					Studdard	1	10	10.0	10	0
					BRONCOS	289	3992	13.8	95t	27
					OPPONENTS	267	3168	11.9	65t	13

TEAM STATISTICS		Den	Opp
TOTAL FIRST DOWNS		306	268
Rushing		91	103
Passing		181	142
Penalty		34	23
3RD DOWN: MADE/ATT		86/230	74/219
3rd Down Pct.		37.4	33.8
TOTAL NET YARDS		5426	4878
Avg. Per Game		339.1	304.9
Total Plays		1062	1000
Avg. Per Play		5.1	4.9
NET YARDS RUSHING		1895	2005
Avg. Per Game		118.4	125.3
Total Rushes		515	467
Avg. Per Rush		3.7	4.3
NET YARDS PASSING		3531	2873
Avg. Per Game		220.7	179.6
Sacked/Yards Lost		61/461	36/295
Gross Yards		3992	3168
Att./Completions		485/289	497/267
Completion Pct.		59.6	53.7
Had Intercepted		21	23
Average per Pass Play		6.5	5.4
PUNTS/AVERAGE		86/40.4	88/43.1
NET PUNTING AVG		34.8	36.0
TOTAL RETURN YARDAGE		1584	1800
Punt Returns/Average		51/8.6	46/8.4
Kickoff Returns/Average		47/17.0	47/21.4
Intercept. Ret./Average		23/14.9	21/19.3
PENALTIES/YARDS		99/832	104/949
FUMBLES/BALL LOST		26/18	36/23
TOUCHDOWNS		39	35
Rushing		12	17
Passing		27	13
Returns		0	5
Extra Points Made/Attempts		36/38	34/35
Field Goals Made/Attempts		17/30	15/27
TOTAL POINTS		321	289

SCORE BY PERIODS		1	2	3	4	OT	Total
BRONCOS		67	91	74	86	3	321
OPPONENTS		63	80	71	75	0	289

SCORING	TD	Ru	Pa	Rt	PAT	FG	S	PTS
Steinfort	0	0	0	0	36/37	17/30	0	87
Watson	13	0	13	0	0/0	0/0	0	78
Lytle	5	4	1	0	0/0	0/0	0	30
Odoms	5	0	5	0	0/0	0/0	0	30
Canada	4	3	1	0	0/0	0/0	0	24
Upchurch	3	0	3	0	0/0	0/0	0	18
Parros	3	2	1	0	0/0	0/0	0	18
Preston	3	3	0	0	0/0	0/0	0	18
Egloff	1	0	1	0	0/0	0/0	0	6
Wright	1	0	1	0	0/0	0/0	0	6
Moses	1	0	1	0	0/0	0/0	0	6
Prestridge	0	0	0	0	0/1	0/0	0	0
BRONCOS	39	12	27	0	36/38	17/30	0	321
OPPONENTS	35	17	13	5	34/35	15/27	0	289

PASSING	Att.	Comp.	Yds.	Comp.%	Yd./Att.	TD	TD%	Int	Int%	LG	Sack/Lost	Rtg.
Morton	376	225	3195	59.8	8.50	21	5.6	14	3.7	95t	54/394	90.5
DeBerg	108	64	797	59.3	7.38	6	5.6	6	5.6	44	7/67	77.5
Reed	1	0	0	0.0	0.00	0	0.0	0	0.0	0	0/0	0.0
BRONCOS	485	289	3992	59.6	8.23	227	5.6	21	4.3	95t	61/461	86.7
OPPONENTS	497	267	3168	53.7	6.37	13	2.6	23	4.6	65t	36/295	62.8

RECEIVING	No.	Yds.	Avg.	Long	TD
Watson	60	1244	20.7	95t	13
Preston	52	507	9.8	37	0
Odoms	38	516	13.6	28	5
Reed	34	317	9.3	33	0
Upchurch	32	550	17.2	63	3
Parros	25	216	8.6	26	1
Egloff	17	231	13.6	40	1
Moses	15	246	16.4	30	1
Lytle	6	47	7.8	14t	1
Manning	3	49	16.3	34	0
Canada	3	37	12.3	20	1
Wright	3	22	7.3	14	1
Studdard	1	10	10.0	10	0
BRONCOS	289	3992	13.8	95t	27
OPPONENTS	267	3168	11.9	65t	13

INTERCEPTIONS	No.	Yds.	Avg.	Long	TD
Foley	5	81	16.2	24	0
Gradishar	4	38	9.5	16	0
Thompson	4	14	3.5	14	0
Swenson	3	53	17.7	32	0
Kyle	2	40	20.0	40	0
Harden	2	34	17.0	38	0
Smith	1	65	65.0	65	0
Manor	1	16	16.0	16	0
Evans	1	1	1.0	1	0
BRONCOS	23	342	14.9	65	0
OPPONENTS	21	405	19.3	69t	4

PUNTING	No.	Yds.	Avg.	TB	In20	Long	B
Prestridge	86	3478	40.4	5	20	67	0
OPPONENTS	88	3789	43.1	9	18	71	1

PUNT RETURNS	No.	FC	Yds.	Avg.	Long	TD
Manning	41	4	378	9.2	39	0
Upchurch	9	1	63	7.0	15	0
Kyle	1	0	0	0.0	0	0
BRONCOS	51	5	441	8.6	39	0
OPPONENTS	46	17	388	8.4	26	0

KICKOFF RETURNS	No.	Yds.	Avg.	Long	TD
Manning	26	514	19.8	31	0
Harden	11	178	16.2	23	0
Lytle	5	80	16.0	24	0
Canada	2	19	9.5	13	0
Egloff	1	7	7.0	7	0
Ryan	1	2	2.0	2	0
Preston	1	1	1.0	1	0
BRONCOS	47	801	17.0	31	0
OPPONENTS	47	1007	21.4	46	0

FIELD GOAL BREAKDOWN						
Distance	1-19	20-29	30-39	40-49	50+	Total
Steinfort	0/0	6/9	5/11	6/8	0/2	17/30
OPPONENTS	0/0	5/6	4/6	5/11	1/4	15/27

SACKS: Jones 9.5, Chavous 4, Manor 4, Carter 3, Swenson 3, Latimer 2.5, Evans 2, Boyd 1, Gradishar 1, Thompson 1, Wright 1, **TOTAL 32.0**

1981 DEFENSIVE STATS

(based on coaches' film review)

	TT	UT	A	S-YDS	I-YDS	FR
1 Gradishar	258	168	90	1-8	4-38	0
2 Swenson	145	103	42	3-27	3-53	3
3 Jackson	144	95	49	4-33	0-0	1
4 Evans	126	81	45	2-10	1-1	1
5 Carter	101	67	34	3-18	0-0	1
6 Chavous	93	58	35	4-29	0-0	1
7 Thompson	91	59	32	1-9	4-14	2
8 Foley	87	53	34	0-0	5-81	1
9 Latimer	71	51	20	2.5-30	0-0	1
Jones	71	37	34	9.5-86	0-0	1
11 Kyle	68	62	6	0-0	2-40	4
12 D. Smith	45	42	3	0-0	1-65	2
13 Manor	39	27	12	4-35	1-16	0
14 Harden	37	23	14	0-0	2-34	1
15 P. Smith	35	32	3	0-0	0-0	0
16 Boyd	34	19	15	1-10	0-0	1
17 L. Wright	32	25	7	1-11	0-0	1
18 Ryan	22	15	7	0-0	0-0	0
19 Busick	1	1	0	0-0	0-0	2
Merrill	1	1	0	0-0	0-0	0
TOTALS	1,501	1,019	482	36-306	23-342	23

1981 GAMES STARTED

OFFENSE

QB Morton, Craig	16
RB Parros, Rick	16
RB Preston, Dave	15
WR Moses, Haven	6
WR Upchurch, Rick	10
WR Watson, Steve	12
WR Wilson, Steve	1
TE Eglolf, Ron	5
TE Odums, Riley	15
C Bryan, Billy	13
C Hyde, Glenn	3
T Clark, Kelvin	3
T Lanier, Ken	1
T Minor, Claudie	13
T Studdard, Dave	16
G Glassic, Tom	16
G Howard, Paul	15

DEFENSE

DE Chavous, Barney	16
DE Jones, Rulon	16
NT Carter, Rubin	16
LB Evans, Larry	16
LB Gradishar, Randy	16
LB Jackson, Tom	16
LB Swenson, Bob	16
CB Kyle, Aaron	16
CB Smith, Dennis	5
CB Smith, Perry	3
CB Wright, Louis	8
S Foley, Steve	12
S Harden, Mike	4
S Thompson, Billy	16

1981 COACHES

Dan Reeves (Head Coach), **Joe Collier** (Defensive Coordinator), **Rod Dowhower** (Wide Receivers), **Jerry Frei** (Offensive Line), **Reed Johnson** (Special Teams), **Stan Jones** (Defensive Line), **Charlie Lee** (Running Backs), **Richie McCabe** (Defensive Backs), **Nick Nicolau** (Special Assistant), **Fran Polsoot** (Tight Ends), **Bob Zeman** (Linebackers).

1981 LEADERS / RANKINGS

INDIVIDUAL	PLAYER	NO.	AFC RANK	NFL RANK	NFL LEADER	NO.
Points	Steinfolt	87	6	151	Murray (DET/Seafin (DAL)	121
Rushing Yards	Parros	749	12	24	Rogers (NO)	1,674
Passing Yards	Morton	3,195	6	11	Fouts (SD)	4,802
Passer Rating	Morton	90.6	21	21	Anderson (CIN)	98.4
Receiving Yards	Watson	1,244	11	31	Jenkins (ATL)	1,358
Receptions	Watson	60	13	24	Winslow (SD)	88
Interceptions	Foley	5	61	211	Walls (DAL)	11

OFFENSE	NO.	AFC RANK	NFL RANK	NFL LEADER	NO.
Points Per Game	20.1	9	17	San Diego	29.9
Total Yards Per Game	339.1	7	14	San Diego	421.5
Yards Per Play	5.1	71	141	San Diego	6.0
Rushing Yards Per Game	118.4	11	21	Detroit	174.7
Net Passing Yards Per Game	220.7	5	8	San Diego	296.2

DEFENSE	NO.	AFC RANK	NFL RANK	NFL LEADER	NO.
Points Per Game	18.1	4	9	Philadelphia	13.8
Total Yards Per Game	304.9	2	6	Philadelphia	277.9
Yards Per Play	4.9	31	91	New York Giants	4.2
Rushing Yards Per Game	125.3	7	13	Detroit	101.4
Net Passing Yards Per Game	179.6	2	5	Philadelphia	168.5

1981 KEY AWARDS

Pro Bowl (4): LB Randy Gradishar, LB Bob Swenson, S Billy Thompson, WR Steve Watson. **AP All-Pro (2):** LB Randy Gradishar (second team), LB Bob Swenson (first team).

1981 NFL STANDINGS

AFC EAST

Team	W	L	T	Pct	PF	PA
y-Miami	11	4	1	.719	345	275
x-New York Jets	10	5	1	.656	355	287
x-Buffalo	10	6	0	.625	311	276
New England	2	14	0	.125	322	370
Baltimore	2	14	0	.125	259	533

AFC CENTRAL

Team	W	L	T	Pct	PF	PA
*y-Cincinnati	12	4	0	.750	421	304
Pittsburgh	8	8	0	.500	356	297
Houston	7	9	0	.438	281	355
Cleveland	5	11	0	.313	276	375

AFC WEST

Team	W	L	T	Pct	PF	PA
y-San Diego	10	6	0	.625	478	390
Denver	10	6	0	.625	321	289
Kansas City	9	7	0	.563	343	290
Oakland	7	9	0	.438	273	343
Seattle	6	10	0	.375	322	388

NFC EAST

Team	W	L	T	Pct	PF	PA
y-Dallas	12	4	0	.750	367	277
x-Philadelphia	10	6	0	.625	368	221
x-New York Giants	9	7	0	.563	295	257
Washington	8	8	0	.500	347	349
St. Louis	7	9	0	.438	315	408

NFC CENTRAL

Team	W	L	T	Pct	PF	PA
y-Tampa Bay	9	7	0	.563	315	268
Detroit	8	8	0	.500	397	322
Green Bay	8	8	0	.500	324	361
Minnesota	7	9	0	.438	325	369
Chicago	6	10	0	.375	253	324

NFC WEST

Team	W	L	T	Pct	PF	PA
*y-San Francisco	13	3	0	.813	357	250
Atlanta	7	9	0	.438	426	355
Los Angeles	6	10	0	.375	303	351
New Orleans	4	12	0	.250	207	378

x - Wild Card Qualifier; y - Division Title; * - Home-field Advantage

WILD CARD PLAYOFF GAMES

12/27 - Buffalo 31, at New York Jets 27
12/27 - New York Giants 27, at Philadelphia 21

DIVISIONAL PLAYOFF GAMES

1/2 - San Diego 41, at Miami 38 (OT)
1/2 - at Dallas 38, Tampa Bay 0
1/3 - at Cincinnati 28, Buffalo 21
1/3 - at San Francisco 38, New York Giants 24

CONFERENCE CHAMPIONSHIPS

1/10 - at Cincinnati 27, San Diego 7
1/10 - at San Francisco 28, Dallas 27

SUPER BOWL XVI (PONTIAC, MICH.)

1/24 - San Francisco 26, Cincinnati 21



1980 FINAL STATISTICS (8-8)

Head Coach: Red Miller AFC West: 4th Home Stadium: Mile High Stadium

Date	W-L	Score	Opponent	Attendance	RUSHING	No.	Yds.	Avg.	Long	TD
Sept 7	L	6-27	at Philadelphia	70,307	Jensen	101	476	4.7	32	2
Sept 14	W	41-20	Dallas	74,919	Armstrong	106	470	4.4	20	4
Sept 21	L	13-30	San Diego	74,970	Preston	111	385	3.5	19	1
Sept 29	L	14-23	at New England	59,602	Lytle	57	223	3.9	35	1
Oct 5	W	19-16	at Cleveland	81,065	Keyworth	38	127	3.3	14	1
Oct 13	W	20-17	Washington	74,657	McCutcheon	12	52	4.3	12	0
Oct 19	L	17-23	Kansas City	74,459	Upchurch	5	49	9.8	21	0
Oct 26	W	14-9	at New York Giants	67,598	Robinson	21	47	2.2	22	3
Nov 2	L	16-20	Houston	74,717	Morton	21	29	1.4	9	1
Nov 9	W	20-13	at San Diego	51,435	Moorehead	6	7	3.5	4	0
Nov 16	W	31-24	New York Jets	72,114	Knappe	6	0	0.0	9	0
Nov 23	W	36-20	Seattle	73,274	BRONCOS	480	1865	3.9	35	16
Dec 1	L	3-9	at Oakland	51,583	OPPONENTS	554	2117	3.8	55	10
Dec 7	L	14-31	at Kansas City	40,237						
Dec 14	L	21-24	Oakland	73,974						
Dec 21	W	25-17	at Seattle	51,853						

TEAM STATISTICS	Den	Opp
TOTAL FIRST DOWNS	286	303
Rushing	107	125
Passing	158	158
Penalty	21	20
3RD DOWN: MADE/ATT	84/223	91/228
3rd Down Pct.	37.7	39.9
TOTAL NET YARDS	4642	5242
Avg. Per Game	290.1	327.6
Total Plays	992	1043
Avg. Per Play	4.7	5.0
NET YARDS RUSHING	1865	2117
Avg. Per Game	116.6	132.3
Total Rushes	480	554
NET YARDS PASSING	2777	3125
Avg. Per Game	173.6	195.3
Sacked/Yards Lost	44/330	39/324
Gross Yards	3107	3449
Att./Completions	467/262	449/270
Completion Pct.	56.1	60.1
Had Intercepted	25	16
Average per Pass Play	5.4	6.4
PUNTS/AVERAGE	70/43.9	70/41.6
NET PUNTING AVG	35.9	34.1
TOTAL RETURN YARDAGE	2041	2021
Punt Returns/Average	42/9.7	52/8.5
Kickoff Returns/Average	62/20.4	55/21.6
Intercept. Ret./Average	16/21.4	25/15.6
PENALTIES/YARDS	93/899	101/850
FUMBLES/BALL LOST	25/12	26/12
TOUCHDOWNS	33	34
Rushing	16	10
Passing	14	20
Returns	3	4
Extra Points Made/Attempts	32/33	32/34
Field Goals Made/Attempts	26/34	29/40
TOTAL POINTS	310	323

SCORE BY PERIODS	1	2	3	4	OT	Total
BRONCOS	63	90	86	71	0	310
OPPONENTS	39	158	38	88	0	323

SCORING	TD	Ru	Pa	Rt	PAT	FG	\$	PTS
Steinfort	0	0	0	0	32/33	26/34	0	110
Odoms	6	0	6	0	0/0	0/0	0	36
Moses	4	0	4	0	0/0	0/0	0	24
Preston	4	4	0	0	0/0	0/0	0	24
Armstrong	4	4	0	0	0/0	0/0	0	24
Robinson	3	3	0	0	0/0	0/0	0	18
Upchurch	3	0	3	0	0/0	0/0	0	18
Jensen	3	2	1	0	0/0	0/0	0	18
Lytle	1	1	0	0	0/0	0/0	0	6
Morton	1	1	0	0	0/0	0/0	0	6
Gradishar	1	0	0	1	0/0	0/0	0	6
Latimer	1	0	0	1	0/0	0/0	0	6
Keyworth	1	1	0	0	0/0	0/0	0	6
Thompson	1	0	0	1	0/0	0/0	0	6
Jones	0	0	0	0	0/0	0/0	1	2
BRONCOS	33	16	14	3	32/33	26/34	1	310
OPPONENTS	34	10	20	4	32/34	29/40	0	323

PASSING	Att.	Comp.	Yds.	Comp.%	Yd./Att.	TD	TD%	Int	Int%	LG	Sack/Lost	Rtg.
Morton	301	183	2150	60.8	7.14	12	4.0	13	4.3	41	26/190	77.8
Robinson	162	78	942	48.1	5.81	2	1.2	12	7.4	52	17/136	39.5
Knappe	4	1	15	25.0	3.75	0	0.0	0	0.0	15	0/0	42.7
McCutcheon	0	0	0	0.0	0.00	0	0.0	0	0.0	0	1/4	39.5
BRONCOS	467	262	3107	56.1	6.65	14	3.0	25	5.4	52	44/330	64.0
OPPONENTS	449	270	3449	60.1	7.68	20	4.5	16	3.6	56t	39/324	84.1

RECEIVING	No.	Yds.	Avg.	Long	TD
Jensen	49	377	7.7	28	1
Upchurch	46	605	13.2	35	3
Odoms	39	590	15.1	30	6
Moses	38	674	17.7	33	4
Preston	35	309	8.8	36	0
Lytle	18	177	9.8	37	0
Keyworth	7	87	5.8	22	0
Armstrong	7	23	3.3	8	0
Watson	6	146	24.3	52	0
Egloff	6	85	14.2	24	0
Brunson	1	15	15.0	15	0
McCutcheon	1	12	12.0	12	0
Larson	1	7	7.0	7	0
BRONCOS	262	3107	11.9	52	14
OPPONENTS	270	3449	12.8	56t	20

INTERCEPTIONS	No.	Yds.	Avg.	Long	TD
Foley	4	115	28.8	36	0
Gradishar	2	96	48.0	93t	1
Thompson	2	49	24.5	36	0
Smith	2	3	1.5	3	0
Ryan	1	21	21.0	21	0
Harvey	1	18	18.0	18	0
Latimer	1	15	15.0	15t	1
Evans	1	13	13.0	13	0
Jackson	1	11	11.0	11	0
Nairne	1	2	2.0	2	0
BRONCOS	16	343	21.4	93t	2
OPPONENTS	25	390	15.6	68t	2

PUNTING	No.	Yds.	Avg.	TB	In20	Long	B
Prestridge	70	3076	43.9	6	10	57	0
OPPONENTS	70	2914	41.6	6	13	64	0

PUNT RETURNS	No.	FC	Yds.	Avg.	Long	TD
Upchurch	37	6	353	9.5	34	0
Harden	2	0	36	18.0	23	0
Brunson	2	0	12	6.0	12	0
Preston	1	0	7	7.0	7	0
BRONCOS	42	6	408	9.7	34	0
OPPONENTS	52	4	443	8.5	75t	1

KICKOFF RETURNS	No.	Yds.	Avg.	Long	TD
Brunson	40	923	23.1	53	0
Harden	12	214	17.8	35	0
Preston	5	106	21.2	26	0
Lytle	1	19	19.0	19	0
Moorehead	1	18	18.0	18	0
Jensen	1	5	5.0	5	0
Watson	1	5	5.0	5	0
Ryan	1	0	0.0	0	0
BRONCOS	62	1290	20.8	53	0
OPPONENTS	55	1188	21.6	58	0

FIELD GOAL BREAKDOWN	Distance	1-19	20-29	30-39	40-49	50+	Total
Steinfort	2/2	5/5	4/5	10/14	5/8	26/34	
OPPONENTS	2/2	9/11	10/14	7/9	1/4	29/40	

SACKS: Jones 11.5, Boyd 9, T. Jackson 5.5, Chavous 4.5, Carter 3.5, Manor 2, Latimer 1, Evans 1, Gradishar 1, **TOTAL 39.0**

1980 DEFENSIVE STATS

(based on coaches' film review)

	TT	UT	A	S-YDS	I-YDS	FR
1 Gradishar	250	150	100	1-6	2-96	0
2 Evans	170	112	58	1-9	1-13	0
3 T. Jackson	169	106	63	5.5-53	0-0	0
4 Nairne	150	109	41	0-0	1-2	2
5 Thompson	122	81	41	0-0	2-49	0
6 Carter	111	76	35	3.5-36	0-0	2
7 Foley	106	77	29	0-0	4-115	0
8 Chavous	101	55	46	4.5-40	0-0	1
9 Jones	82	47	35	11.5-98	0-0	1
10 Wright	76	59	17	0-0	0-0	2
11 Kyle	72	53	19	0-0	0-0	1
12 Latimer	71	50	21	1-8	1-15	0
13 Manor	64	40	24	2-18	0-0	1
14 Boyd	42	27	15	9-87	0-0	1
15 Rizzo	35	22	13	0-0	0-0	0
16 Ryan	29	18	11	0-0	1-21	0
17 Harvey	27	20	7	0-0	1-18	0
18 Short	24	15	9	0-0	0-0	0
19 B. Jackson	23	17	6	0-0	1-11	0
20 P. Smith	7	5	2	0-0	2-3	0
21 Harden	3	3	0	0-0	0-0	0
TOTALS	1,734	1,142	592	39-355	16-343	11

1980 GAMES STARTED

OFFENSE	DEFENSE
QB Morton, Craig	9 DE Chavous, Barney
QB Robinson, Matt	7 DE Jones, Rulon
RB Armstrong, Otis	6 DE Manor, Brison
RB Jensen, Jim	13 NT Carter, Rubin
RB Keyworth, Jon	3 LB Evans, Larry
RB Preston, Dave	10 LB Gradishar, Randy
WR Moses, Haven	14 LB Jackson, Tom
WR Upchurch, Rick	14 LB Nairne, Rob
WR Watson, Steve	1 LB Rizzo, Joe
TE Egloff, Ron	4 CB Kyle, Aaron
TE Odoms, Riley	15 CB Smith, Perry
C Bryan, Billy	16 CB Wright, Louis
T Clark, Kelvin	5 S Foley, Steve
T Minor, Claudie	15 S Harvey, Maurice
T Studdard, Dave	12 S Jackson, Bernard
G Glassic, Tom	14 S Thompson, Billy
G Howard, Paul	13
G Hyde, Glenn	5

1980 COACHES

Red Miller (Head Coach), **Marv Braden** (Special Teams), **Joe Collier** (Defensive Coordinator), **Whitley Dovel** (Offensive Line), **Red Dowhower** (Offensive Coordinator), **Stan Jones** (Defensive Line), **Richie McCabe** (Defensive Backs), **Fran Polstoist** (Wide Receivers), **Paul Roach** (Offensive Backfield), **Bob Zeman** (Linebackers).

1980 LEADERS / RANKINGS

INDIVIDUAL	PLAYER	NO.	AFC RANK	NFL RANK	NFL LEADER	NO.
Points	Steinfort	110	3	4	Smith (NE)	129
Rushing Yards	Jensen	476	20	39	Campbell (HOU)	1934
Passing Yards	Morton	2,150	12	24	Fouts (SD)	4,715
Passer Rating	Morton	77.8	3	10	Sipe (CLE)	91.4
Receiving Yards	Moses	674	21	37	Jefferson (SD)	1,340
Receptions	Jensen	49	14	23	Winslow (SD)	89
Interceptions	Foley	4	7	7	Hayes (OAK)	13
OFFENSE	NO.	AFC RANK	NFL RANK	NFL LEADER	NO.	
Points Per Game	19.4	9	16	Dallas	28.4	
Total Yards Per Game	290.1	12	25	San Diego	400.6	
Yards Per Play	4.7	10	21	San Diego	5.6	
Rushing Yards Per Game	116.6	12	20	Los Angeles	174.9	
Net Passing Yards Per Game	173.6	10	18	San Diego	283.2	
DEFENSE	NO.	AFC RANK	NFL RANK	NFL LEADER	NO.	
Points Per Game	20.2	8	16	Philadelphia	13.9	
Total Yards Per Game	327.6	10	15	Buffalo	256.3	
Yards Per Play	5.0	9	15	Philadelphia	4.3	
Rushing Yards Per Game	132.3	12	20	Philadelphia	101.1	
Net Passing Yards Per Game	195.3	9	15	Washington	156.5	

1980 KEY AWARDS

All-Pro (2): LB Randy Gradishar (*The Sporting News*), K Fred Steinford (*Pro Football Weekly*, *The Sporting News*). **Pro Football Weekly Golden Toe Award:** K Fred Steinford.

1980 NFL STANDINGS

AFC EAST

Team	W	L	T	Pct	PF	PA
y-Buffalo	11	5	0	.688	320	260
New England	10	6	0	.625	441	325
Miami	8	8	0	.500	266	305
Baltimore	7	9	0	.438	355	387
New York Jets	4	12	0	.250	302	395

AFC CENTRAL

Team	W	L	T	Pct	PF	PA
y-Cleveland	11	5	0	.688	357	310
x-Houston	11	5	0	.688	295	251
Pittsburgh	9	7	0	.563	352	313
Cincinnati	6	10	0	.375	244	312

AFC WEST

Team	W	L	T	Pct	PF	PA
*y-San Diego	11	5	0	.688	418	327
x-Oakland	11	5	0	.688	364	306
Kansas City	8	8	0	.500	319	336
Denver	8	8	0	.500	310	323
Seattle	4	12	0	.250	291	408

NFC EAST

Team	W	L	T	Pct	PF	PA
y-Philadelphia	12	4	0	.750	384	222
x-Dallas	12	4	0	.750	454	311
Washington	6	10	0	.375	261	293
St. Louis	5	11	0	.313	299	350
New York Giants	4	12	0	.250	249	425

NFC CENTRAL

Team	W	L	T	Pct	PF	PA
y-Minnesota	9	7	0	.563	317	308
Detroit	9	7	0	.563	334	272
Chicago	7	9	0	.438	304	264
Tampa Bay	5	10	1	.344	271	341
Green Bay	5	10	1	.344	231	371

NFC WEST

Team	W	L	T	Pct	PF	PA
*y-Atlanta	12	4	0	.750	405	272
x-Los Angeles	11	5	0	.688	424	289
San Francisco	6	10	0	.375	320	415
New Orleans	1	15	0	.063	291	487

x - Wild Card Qualifier; y - Division Title; * - Home-field Advantage

WILD CARD PLAYOFF GAMES

12/28 - at Oakland 27, Houston 7
12/28 - at Dallas 34, Los Angeles 13

DIVISIONAL PLAYOFF GAMES

1/3 - at San Diego 20, Buffalo 14
1/3 - at Philadelphia 31, Minnesota 16
1/4 - Oakland 14, at Cleveland 12
1/4 - Dallas 30, at Atlanta 27

CONFERENCE CHAMPIONSHIPS

1/11 - Oakland 34, at San Diego 27
1/11 - at Philadelphia 20, Dallas 7

SUPER BOWL XV (NEW ORLEANS)

1/25 - Oakland 27, Philadelphia 10



1979 FINAL STATISTICS (10-6)

Head Coach: Red Miller AFC West: 2nd Home Stadium: Mile High Stadium

Date	W-L	Score	Opponent	Attendance	RUSHING	No.	Yds.	Avg.	Long	TD
Sept 2	W	10-0	Cincinnati	74,788	Armstrong	108	453	4.2	26	2
Sept 6	L	9-13	Los Angeles	74,884	Jensen	106	400	3.8	30	1
Sept 16	W	20-17	at Atlanta (OT)	57,677	Lytle	102	371	3.6	19	4
Sept 23	W	37-34	Seattle	74,879	Keyworth	81	323	4.0	17	1
Sept 30	L	3-27	at Oakland	52,632	Preston	43	169	3.9	18	1
Oct 7	W	7-0	San Diego	74,997	Canada	36	143	4.0	17	0
Oct 14	W	24-10	at Kansas City	74,292	Weese	18	116	6.4	20	3
Oct 22	L	7-42	at Pittsburgh	49,699	Prestridge	1	29	29.0	29	0
Oct 28	W	20-3	Kansas City	74,908	Morton	23	13	0.6	7	1
Nov 4	W	10-3	New Orleans	74,482	Upchurch	3	17	5.7	18	0
Nov 11	W	45-10	New England	74,379	Dixon	3	9	3.0	7	0
Nov 18	W	38-28	at San Francisco	42,910	Odoms	1	-7	-7.0	-7	0
Nov 25	L	10-14	Oakland	74,186	BRONCOS	525	2036	3.8	30	13
Dec 2	W	19-16	at Buffalo	37,886	OPPONENTS	502	1693	3.4	72	16
Dec 8	L	23-28	at Seattle	60,038						
Dec 17	L	7-17	at San Diego	51,906						

TEAM STATISTICS	Den	Opp
TOTAL FIRST DOWNS	306	273
Rushing	130	100
Passing	149	146
Penalty	27	27
3RD DOWN: MADE/ATT	77/222	95/248
3rd Down Pct.	34.7	38.3
TOTAL NET YARDS	5142	4852
Avg. Per Game	321.4	303.3
Total Plays	1044	1033
Avg. Per Play	4.9	4.7
NET YARDS RUSHING	2040	1693
Avg. Per Game	127.5	105.8
Total Rushes	524	502
NET YARDS PASSING	3102	3159
Avg. Per Game	193.9	197.4
Sacked/Yards Lost	44/331	19/162
Gross Yards	3433	3321
Att./Completions	476/260	512/296
Completion Pct.	54.6	57.8
Had Intercepted	23	19
PUNTS/AVERAGE	89/39.9	88/42.1
NET PUNTING AVG	33.0	34.1
PENALTIES/YARDS	116/1006	118/1033
FUMBLES/BALL LOST	35/18	30/19
TOUCHDOWNS	36	31
Rushing	13	16
Passing	18	11
Returns	5	4
TOTAL POINTS	289	262

SCORE BY PERIODS	1	2	3	4	OT	Total
BRONCOS	64	83	99	40	3	289
OPPONENTS	37	107	44	74	0	262

SCORING	TD	Ru	Pa	Rt	PAT	FG	S	PTS
Turner	0	0	0	0	32/34	13/21	0	71
Upchurch	7	0	7	0	0/0	0/0	0	42
Moses	6	0	6	0	0/0	0/0	0	36
Lytle	4	4	0	0	0/0	0/0	0	24
Weese	3	3	0	0	0/0	0/0	0	18
Armstrong	3	2	1	0	0/0	0/0	0	18
Preston	2	1	1	0	0/0	0/0	0	12
Jensen	2	1	1	0	0/0	0/0	0	12
Morton	1	1	0	0	0/0	0/0	0	6
Keyworth	1	1	0	0	0/0	0/0	0	6
Odoms	1	0	1	0	0/0	0/0	0	6
Studdard	1	0	1	0	0/0	0/0	0	6
Swenson	1	0	0	1	0/0	0/0	0	6
Nairne	1	0	0	1	0/0	0/0	0	6
Thompson	1	0	0	1	0/0	0/0	0	6
Wright	1	0	0	1	0/0	0/0	0	6
Carter	1	0	0	1	0/0	0/0	0	6
TEAM	0	0	0	0	0/0	0/0	1	2
BRONCOS	36	13	18	5	32/34	13/21	1	289
OPPONENTS	31	16	11	4	31/31	15/26	0	262

RECEIVING	No.	Yds.	Avg.	Long	TD
Upchurch	64	937	14.6	47	7
Moses	54	943	17.5	64t	6
Odoms	40	638	16.0	45	1
Jensen	19	144	7.6	25t	1
Preston	19	137	7.2	19	1
Keyworth	18	132	7.3	18	0
Armstrong	14	138	9.9	17	1
Lytle	13	93	7.2	12	0
Watson	6	83	13.8	22	0
Egloff	5	70	14.0	22	0
Dolbin	3	74	24.7	45	0
Canada	3	36	12.0	15	0
Turner	1	6	6.0	6	0
Studdard	1	2	2.0	2t	1
BRONCOS	260	3433	13.2	64t	18
OPPONENTS	296	3321	11.2	65	11

INTERCEPTIONS	No.	Yds.	Avg.	Long	TD
Foley	6	14	2.3	7	0
Thompson	4	57	14.3	28	0
Swenson	3	0	0.0	0	0
Rizzo	2	25	12.5	25	0
Wright	2	20	10.0	15	0
T. Jackson	1	34	34.0	34	0
West	1	26	26.0	26	0
B. Jackson	0	*13	—	13	0
BRONCOS	19	189	9.9	34	0
OPPONENTS	23	291	12.7	50t	1

*return yardage gained by lateral

PUNTING	No.	Yds.	Avg.	TB	In20	Long	B
Prestridge	89	3555	39.9	7	17	63	0
OPPONENTS	88	3705	42.1	15	20	62	0

PUNT RETURNS	No.	FC	Yds.	Avg.	Long	TD
Upchurch	30	5	304	10.1	44	0
Preston	7	1	78	11.1	22	0
Pane	5	3	20	4.0	10	0
West	1	0	-1	-1.0	-1	0
BRONCOS	43	9	401	9.3	44	0
OPPONENTS	52	11	480	9.2	33	0

KICKOFF RETURNS	No.	Yds.	Avg.	Long	TD
Pane	18	354	19.7	30	0
Preston	13	336	25.8	37	0
Upchurch	5	79	15.8	26	0
B. Jackson	4	53	13.3	21	0
Dixon	3	53	17.7	24	0
Canada	3	31	10.3	18	0
Grant	1	25	25.0	25	0
Armstrong	1	21	21.0	21	0
Kinney	1	14	14.0	14	0
Egloff	0	0	0.0	0	0
BRONCOS	50	966	19.3	37	0
OPPONENTS	57	1173	20.6	85t	1

FIELD GOAL BREAKDOWN						
Distance	1-19	20-29	30-39	40-49	50+	Total
Turner	1/1	7/9	4/8	1/3	0/0	13/21
OPPONENTS	0/0	9/10	4/7	2/8	0/1	15/26
TURNER: (37N,37G) () (24G,32N,24G) (28N, 19G) () (28G,40B) () (17G,37N) (49G) (32G) (30G) (23G,22N,28N,32G) (41N,29G) ()						

TURNER: (37N,37G) () (24G,32N,24G) (27G) (32N, 19G) () (28G,40B) () () (27G,37N) (49G) (32G) (30G) (23G,22N,28N,32G) (41N,29G) ()

SACKS: Manor 6.5, Chavous 4, T. Jackson 3.5, Evans 1.5, Latimer 1, Radford 1, Thompson 1, Grant 1, TOTAL 19.0

PASSING	Att.	Comp.	Yds.	Comp.%	Yd./Att.	TD	TD%	Int	Int%	LG	Sack/Lost	Rtg.
Morton	370	204	2626	55.1	7.10	16	4.3	19	5.1	64t	31/245	70.6
Weese	97	53	731	54.6	7.54	1	1.0	3	3.1	50	13/86	69.4
Penrose	5	2	44	40.0	8.80	0	0.0	1	20.0	29	0/0	70.3
Keyworth	1	1	32	100.0	32.00	1	100.0	0	0.0	32t	0/0	158.3
Preston	1	0	0	0.0	0.00	0	0.0	0	0.0	0	0/0	39.5
Upchurch	1	0	0	0.0	0.00	0	0.0	0	0.0	0	0/0	39.5
Prestridge	1	0	0	0.0	0.00	0	0.0	0	0.0	0	0/0	39.5
BRONCOS	476	260	3433	54.6	7.21	18	3.8	23	4.8	64t	44/331	70.3
OPPONENTS	512	296	3321	57.8	6.49	11	2.1	19	3.7	65	19/162	68.8



1979 DEFENSIVE STATS

(based on coaches' film review)

	TT	UT	A	S-YDS	I-YDS	FR
1 Gradishar	235	146	89	0-0	0-0	1
2 Swenson	163	110	53	0-0	3-0	4
3 Chavous	122	82	40	4-31	0-0	0
4 Rizzo	121	85	36	0-0	2-25	1
5 T. Jackson	107	71	36	3.5-25	1-34	2
6 Manor	102	72	30	6.5-59	0-0	1
7 Thompson	101	74	27	1-9	4-57	1
8 Carter	91	46	45	0-0	0-0	2
9 Wright	90	73	17	0-0	2-20	0
10 Foley	79	62	17	0-0	6-14	1
11 Grant	66	43	23	0.5-7	0-0	1
12 Latimer	64	44	20	1-9	0-0	1
13 Evans	59	46	13	1.5-15	0-0	0
West	59	37	22	0-0	1-26	1
15 B. Jackson	56	34	22	0-0	0-0	0
16 Nairne	46	32	14	0-0	0-0	0
17 Radford	17	9	8	1-6	0-0	1
18 Pane	6	4	2	0-0	0-0	0
19 Ryan	5	4	1	0-0	0-0	1
20 Lathrop	1	1	0	0-0	0-0	0
TOTALS	1,590	1,075	515	19-161	19-189	18

1979 GAMES STARTED

OFFENSE

DEFENSE

QB Morton, Craig	10	DE Chavous, Barney	16
QB Weese, Norris	6	DE Manor, Brison	16
RB Armstrong, Otis	1	NT Carter, Rubin	15
RB Jensen, Jim	7	NT Latimer, Don	1
RB Kenworthy, Jon	9	LB Evans, Larry	4
RB Lytle, Rob	12	LB Gradishar, Randy	15
RB Preston, Dave	3	LB Jackson, Tom	13
WR Moses, Haven	16	LB Nairne, Rob	4
WR Upchurch, Rick	16	LB Rizzo, Joe	12
TE Egloff, Ron	4	LB Swenson, Bob	16
TE Odums, Riley	12	CB Foley, Steve	16
C Bryan, Billy	16	CB Wright, Louis	16
T Minor, Claudie	16	S Jackson, Bernard	9
T Studdard, Dave	16	S Thompson, Billy	16
G Glassic, Tom	16	S West, Charlie	7
G Howard, Paul	16		

1979 COACHES

Red Miller (Head Coach), **Marv Braden** (Special Teams), **Joe Collier** (Defensive Coordinator), **Whitley Dovell** (Offensive Line), **Stan Jones** (Defensive Line), **Richie McCabe** (Defensive Backs), **Babe Parilli** (Quarterbacks), **Fran Polisfoot** (Wide Receivers), **Paul Roach** (Offensive Backfield), **Bob Zeman** (Linebackers).

1979 LEADERS / RANKINGS

INDIVIDUAL	PLAYER	NO.	AFC RANK	NFL RANK	NFL LEADER	NO.
Points	Turner	71	11	18	Smith (NE)	115
Rushing Yards	Armstrong	453	22	44	Campbell (HOU)	1,697
Passing Yards	Morton	2,626	10	16	Fouts (SD)	4,082
Passer Rating	Morton	70.7	11	16	Staubach (DAL)	92.3
Receiving Yards	Moses	943	9	15	Largent (SEA)	1,237
Receptions	Upchurch	64	5	9	Washington (BAL)	82
Interceptions	Foley	6	4t	6t	Reinhardt (HOU)	12

OFFENSE	NO.	AFC RANK	NFL RANK	NFL LEADER	NO.
Points Per Game	18.1	11	20	Pittsburgh	26.0
Total Yards Per Game	321.4	8	12	Pittsburgh	391.1
Yards Per Play	4.9	6	9	Pittsburgh	5.8
Rushing Yards Per Game	127.5	9	18	New York Jets	165.4
Net Passing Yards Per Game	193.9	9	13	San Diego	244.7

DEFENSE	NO.	AFC RANK	NFL RANK	NFL LEADER	NO.
Points Per Game	16.4	3t	5t	Tampa Bay	14.8
Total Yards Per Game	303.3	5	10	Tampa Bay	246.8
Yards Per Play	4.7	5	11	Tampa Bay	3.9
Rushing Yards Per Game	105.8	1	1	Denver	105.8
Net Passing Yards Per Game	197.4	11	23	Tampa Bay	129.8

1979 KEY AWARDS

Pro Bowl (4): LB Randy Gradishar, LB Tom Jackson, WR Rick Upchurch, CB Louis Wright. **AP All-Pro (3):** LB Randy Gradishar (second team), WR Rick Upchurch (second team), CB Louis Wright (first team).

1979 NFL STANDINGS

AFC EAST

Team	W	L	T	Pct	PF	PA
y-Miami	10	6	0	.625	341	257
New England	9	7	0	.563	411	326
New York Jets	8	8	0	.500	337	383
Buffalo	7	9	0	.438	268	279
Baltimore	5	11	0	.313	271	351

AFC CENTRAL

Team	W	L	T	Pct	PF	PA
y-Pittsburgh	12	4	0	.750	416	262
x-Houston	11	5	0	.688	362	331
Cleveland	9	7	0	.563	359	352
Cincinnati	4	12	0	.250	337	421

AFC WEST

Team	W	L	T	Pct	PF	PA
*y-San Diego	12	4	0	.750	411	246
x-Denver	10	6	0	.625	289	262
Seattle	9	7	0	.563	378	372
Oakland	9	7	0	.563	365	337
Kansas City	7	9	0	.438	238	262

NFC EAST

Team	W	L	T	Pct	PF	PA
*y-Dallas	11	5	0	.688	371	313
x-Philadelphia	11	5	0	.688	339	282
Washington	10	6	0	.625	348	295
New York Giants	6	10	0	.375	237	323
St. Louis	5	11	0	.313	307	358

NFC CENTRAL

Team	W	L	T	Pct	PF	PA
y-Tampa Bay	10	6	0	.625	273	237
x-Chicago	10	6	0	.625	306	249
Minnesota	7	9	0	.438	259	337
Green Bay	5	11	0	.313	246	316
Detroit	2	14	0	.125	219	365

NFC WEST

Team	W	L	T	Pct	PF	PA
y-Los Angeles	9	7	0	.563	323	309
New Orleans	8	8	0	.500	370	360
Atlanta	6	10	0	.375	300	388
San Francisco	2	14	0	.125	308	416

x - Wild Card Qualifier; y - Division Title; * - Home-field Advantage

WILD CARD PLAYOFF GAMES

12/23 - at Houston 13, Denver 7

12/23 - at Philadelphia 27, Chicago 17

DIVISIONAL PLAYOFF GAMES

12/29 - Houston 17, at San Diego 14

12/29 - at Tampa Bay 24, Philadelphia 17

12/30 - at Pittsburgh 34, Miami 14

12/30 - Los Angeles 21, at Dallas 19

CONFERENCE CHAMPIONSHIPS

1/6 - at Pittsburgh 27, Houston 13

1/6 - Los Angeles 9, at Tampa Bay 0

SUPER BOWL XIV (PASADENA, CALIF.)

1/20 - Pittsburgh 31, Los Angeles 19

1978 FINAL STATISTICS (10-6)

Head Coach: Red Miller AFC West: 1st Home Stadium: Mile High Stadium

Date	W-L	Score	Opponent	Attendance	RUSHING	No.	Yds.	Avg.	Long	TD
Sept 3	W	14-6	Oakland	74,904	Perrin	108	455	4.2	28	4
Sept 11	L	9-12	at Minnesota (OT)	46,508	Keyworth	112	444	4.0	30	3
Sept 17	W	27-14	San Diego	74,983	Armstrong	112	381	3.4	20	1
Sept 24	W	23-17	at Kansas City (OT)	60,593	Canada	79	365	4.6	47	3
Oct 1	W	28-7	Seattle	74,989	Lytle	81	341	4.2	25	2
Oct 8	L	0-23	at San Diego	50,077	Preston	66	296	4.5	16	1
Oct 16	W	16-7	Chicago	75,008	Morton	17	71	4.2	12	0
Oct 22	L	6-7	at Baltimore	54,057	Weese	17	48	2.8	8	1
Oct 29	W	20-17	at Seattle (OT)	62,948	Upchurch	5	31	6.2	11	0
Nov 5	L	28-31	New York Jets	74,983	Foley	1	14	14.0	14	0
Nov 12	W	19-7	at Cleveland	70,856	Odoms	2	5	2.5	7	0
Nov 19	W	16-3	Green Bay	74,965	Penrose	1	0	0.0	0	0
Nov 23	L	14-17	at Detroit	71,785	BRONCOS	601	2451	4.0	47	15
Dec 3	W	21-6	at Oakland	53,932	OPPONENTS	549	1979	3.6	76	12
Dec 10	W	24-3	Kansas City	74,149						
Dec 16	L	17-21	Pittsburgh	74,104						

TEAM STATISTICS	Den	Opp
TOTAL FIRST DOWNS	294	251
Rushing	129	106
Passing	137	120
Penalty	28	25
3RD DOWN: MADE/ATT	81/226	88/249
3rd Down Pct.	35.8	35.3
TOTAL NET YARDS	4829	4448
Avg. Per Game	301.8	278.0
Total Plays	1039	1016
Avg. Per Play	4.6	4.4
NET YARDS RUSHING	2451	1979
Avg. Per Game	143.2	123.7
Total Rushes	601	549
NET YARDS PASSING	2378	2469
Avg. Per Game	148.6	154.3
Sacked/Yards Lost	48/332	30/243
Gross Yards	2710	2712
Att./Completions	391/217	438/246
Completion Pct.	55.5	56.2
Had Intercepted	17	31
PUNTS/AVERAGE	96/36.4	88/39.9
NET PUNTING AVG	32.8	29.9
PENALTIES/YARDS	132/1092	114/894
FUMBLES/BALL LOST	28/17	28/13
TOUCHDOWNS	36	21
Rushing	15	12
Passing	17	9
Returns	4	0
TOTAL POINTS	282	198

SCORE BY PERIODS	1	2	3	4	OT	Total
BRONCOS	58	55	71	89	9	282
OPPONENTS	44	75	50	26	3	198

SCORING	TD	Ru	Pa	Rt	PAT	FG	S	PTS
Turner	0	0	0	0	31/35	11/22	0	64
Odoms	6	0	6	0	0/0	0/0	0	36
Perrin	5	4	1	0	0/0	0/0	0	30
Moses	5	0	5	0	0/0	0/0	0	30
Keyworth	4	3	1	0	0/0	0/0	0	24
Canada	3	3	0	0	0/0	0/0	0	18
Armstrong	2	1	1	0	0/0	0/0	0	12
Upchurch	2	0	1	1	0/0	0/0	0	12
Lytle	2	2	0	0	0/0	0/0	0	12
Preston	2	1	1	0	0/0	0/0	0	12
Weese	1	1	0	0	0/0	0/0	0	6
Thompson	1	0	0	1	0/0	0/0	0	6
Gradishar	1	0	0	1	0/0	0/0	0	6
T. Jackson	1	0	0	1	0/0	0/0	0	6
Egloff	1	0	1	0	0/0	0/0	0	6
Alzado	0	0	0	0	0/0	0/0	1	2
BRONCOS	36	15	17	4	31/35	11/22	1	282
OPPONENTS	21	12	9	0	21/21	17/27	0	198

RECEIVING	No.	Yds.	Avg.	Long	TD
Odoms	54	829	15.4	42t	6
Moses	37	744	20.1	42	5
Dolbin	24	284	11.8	21	0
Preston	24	199	8.3	21	1
Keyworth	21	166	7.9	20	1
Upchurch	17	210	12.4	29t	1
Armstrong	12	98	8.2	19	1
Perrin	10	54	5.4	13	1
Canada	6	37	6.2	12	0
Lytle	6	37	6.2	10	0
Egloff	4	33	8.3	15	1
Kinney	1	23	23.0	23	0
Turner	1	-4	-4.0	-4	0
BRONCOS	217	2710	12.4	42t	17
OPPONENTS	246	2712	11.0	75t	9

INTERCEPTIONS	No.	Yds.	Avg.	Long	TD
B. Jackson	6	128	21.2	38	0
Foley	6	84	14.0	30	0
Gradishar	4	19	4.8	8	0
Thompson	4	0	0.0	0	0
T. Jackson	3	28	9.3	28t	1
Rizzo	3	10	3.3	10	0
Turk	2	36	18.0	22	0
Wright	2	2	1.0	2	0
Swenson	1	0	0.0	0	0
BRONCOS	31	307	9.9	38	1
OPPONENTS	17	195	11.5	61	0

PUNTING	No.	Yds.	Avg.	TB	In20	Long	B
Dilts	96	3494	36.4	6	23	73	0
OPPONENTS	88	3510	39.9	15	14	60	2

PUNT RETURNS	No.	FC	Yds.	Avg.	Long	TD
Upchurch	36	2	493	13.7	75t	1
Preston	10	0	68	6.8	23	0
West	3	2	20	6.7	12	0
Thompson	1	0	3	3.0	3	0
Pane	1	0	-2	-2.0	1	0
BRONCOS	51	4	582	11.4	75t	1
OPPONENTS	47	21	226	4.8	55	0

KICKOFF RETURNS	No.	Yds.	Avg.	Long	TD
Perrin	12	256	21.3	33	0
B. Jackson	9	209	23.2	40	0
Upchurch	8	222	27.8	41	0
Preston	7	154	22.0	32	0
Keyworth	2	24	12.0	13	0
Pane	1	29	29.0	29	0
West	1	24	24.0	24	0
Schultz	1	20	20.0	20	0
Turk	1	14	14.0	14	0
BRONCOS	42	952	22.6	41	0
OPPONENTS	52	1223	23.5	51	0

FIELD GOAL BREAKDOWN	Distance	1-19	20-29	30-39	40-49	50+	Total
Turner		1/1	3/4	3/7	4/8	0/2	11/22
OPPONENTS		2/3	8/9	4/7	3/8	0/0	17/27

SACKS: Alzado 9, Carter 6.5, Chavous 4, T. Jackson 3, Latimer 2, Rizzo 2, Swenson 1.5, Grant 1.5, Nairne 1, Manor 0.5, **TOTAL 31.0**

PASSING	Att.	Comp.	Yds.	Comp.%	Yd./Att.	TD	TD%	Int	Int%	LGt	Sack/Lost	Rtg.
Morton	267	146	1802	54.7	6.75	11	4.1	8	3.0	42t	36/238	76.9
Weese	87	55	723	63.2	8.31	4	4.6	5	5.7	31	12/94	80.9
Penrose	37	16	185	43.2	5.00	2	5.4	4	10.8	29	0/0	37.3
BRONCOS	391	217	2710	55.5	6.93	17	4.3	17	4.3	42t	48/332	73.6
OPPONENTS	438	246	2712	56.2	6.19	9	2.1	31	7.1	75t	30/243	52.1

1978 DEFENSIVE STATS

(based on coaches' film review)

	TT	UT	A	S-YDS	I-YDS	FR
1 Gradishar	286	196	90	0-0	4-19	2
2 Swenson	174	104	70	1.5-8	1-0	1
3 Carter	142	83	59	6.5-43	0-0	1
Rizzo	142	78	64	2-0	3-10	1
5 T. Jackson	126	67	59	3-23	3-28	0
6 Chavous	121	66	55	4-35.5	0-0	0
7 Alzado	118	77	41	9-68.5	0-0	0
8 Thompson	107	75	32	0-0	4-0	2
9 B. Jackson	91	60	31	0-0	6-128	0
10 Wright	77	59	18	0-0	2-2	2
11 Foley	56	47	9	0-0	6-84	0
12 Manor	47	29	18	0.5-9	0-0	0
13 Latimer	42	32	10	2-21	0-0	0
14 Naimre	35	19	16	1-8	0-0	0
15 Turk	29	17	12	0-0	2-36	0
Grant	29	16	13	1.5-18	0-0	2
17 Smith	25	11	14	0-0	0-0	1
18 Evans	18	10	8	0-0	0-0	0
19 West	17	6	11	0-0	0-0	0
TOTALS	1,682	1,052	630	31-234	31-307	12

1978 GAMES STARTED

OFFENSE		DEFENSE	
QB Morton, Craig	13	DE Alzado, Lyle	16
QB Penrose, Craig	2	DE Chavous, Barney	16
QB Weese, Norris	1	NT Carter, Rubin	16
RB Armstrong, Otis	9	LB Gradishar, Randy	16
RB Keyworth, Jon	16	LB Jackson, Tom	16
RB Lytle, Rob	7	LB Naimre, Bob	1
WR Dotbin, Jack	14	LB Rizzo, Joe	15
WR Moses, Haven	16	LB Swenson, Bob	15
TE Moore, Bob	2	LB Turk, Godwin	1
TE Odoms, Riley	16	CB Foley, Steve	16
C Bryan, Billy	12	CB Wright, Louis	16
C Maples, Bobby	5	S Jackson, Bernard	16
T Bain, Bill	1	S Thompson, Billy	16
T Minor, Claudie	16		
T Neville, Tom	15		
G Glassic, Tom	10		
G Howard, Paul	13		
G Hyde, Glenn	5		
G Schindler, Steve	3		

1978 COACHES

Red Miller (Head Coach), **Marv Braden** (Special Teams), **Joe Collier** (Defensive Coordinator), **Ken Gray** (Offensive Line), **Stan Jones** (Defensive Line), **Richie McCabe** (Defensive Backs), **Babe Parilli** (Quarterbacks), **Fran Poltfoot** (Wide Receivers), **Paul Roach** (Offensive Backfield), **Bob Zeman** (Linebackers).

1978 LEADERS / RANKINGS

INDIVIDUAL	PLAYER	NO.	AFC RANK	NFL RANK	NFL LEADER	NO.
Points	Turner	64	14	241	Corral (LA)	118
Rushing Yards	Perrin	455	28	55	Campbell (HOU)	1,450
Passing Yards	Morton	1,802	12	23	Tarkenton (MIN)	3,468
Passer Rating	Morton	76.9	5	7	Staubach (DAL)	84.9
Receiving Yards	Odoms	829	6	10	Largent (SEA)	1,168
Receptions	Odoms	54	6	12	Young (MIN)	88
Interceptions	Foley/B. Jackson	6	21	51	Darden (CLE)	10
OFFENSE		NO.	AFC RANK	NFL RANK	NFL LEADER	NO.
Points Per Game		17.6	11	15	Dallas	24.0
Total Yards Per Game		301.8	10	14	New England	372.8
Yards Per Play		4.6	121	161	New England	5.5
Rushing Yards Per Game		143.2	5	8	New England	197.8
Net Passing Yards Per Game		148.6	9	17	San Diego	222.9
DEFENSE		NO.	AFC RANK	NFL RANK	NFL LEADER	NO.
Points Per Game		12.4	2	2	Pittsburgh	12.2
Total Yards Per Game		278.0	2	6	Los Angeles	243.3
Yards Per Play		4.4	2	61	Los Angeles	4.1
Rushing Yards Per Game		123.7	3	6	Dallas	107.6
Net Passing Yards Per Game		154.3	2	8	Buffalo	134.8

1978 KEY AWARDS

Pro Bowl (7): DE Lyle Alzado, LB Randy Gradishar, LB Tom Jackson, TE Riley Odoms, S Billy Thompson, WR Rick Upchurch, CB Louis Wright. **AP All-Pro (5):** DE Lyle Alzado (first team), LB Randy Gradishar (first team), LB Tom Jackson (first team), WR Rick Upchurch (first team), CB Louis Wright (first team). **AP NFL Defensive Player of the Year:** LB Randy Gradishar. **UPI AFC Defensive Player of the Year:** LB Randy Gradishar.

1978 NFL STANDINGS

AFC EAST

Team	W	L	T	Pct	PF	PA
y-New England	11	5	0	.688	358	286
x-Miami	11	5	0	.688	372	254
New York Jets	8	8	0	.500	359	364
Buffalo	5	11	0	.313	302	354
Baltimore	5	11	0	.313	239	421

AFC CENTRAL

Team	W	L	T	Pct	PF	PA
*y-Pittsburgh	14	2	0	.875	356	195
x-Houston	10	6	0	.625	283	298
Cleveland	8	8	0	.500	334	356
Cincinnati	4	12	0	.250	252	284

AFC WEST

Team	W	L	T	Pct	PF	PA
y-Denver	10	6	0	.625	282	198
Oakland	9	7	0	.563	311	283
Seattle	9	7	0	.563	345	358
San Diego	9	7	0	.563	355	309
Kansas City	4	12	0	.250	243	327

NFC EAST

Team	W	L	T	Pct	PF	PA
y-Dallas	12	4	0	.750	384	208
x-Philadelphia	9	7	0	.563	270	250
Washington	8	8	0	.500	273	283
New York Giants	6	10	0	.375	264	298
St. Louis	6	10	0	.375	248	296

NFC CENTRAL

Team	W	L	T	Pct	PF	PA
y-Minnesota	8	7	1	.531	294	306
Green Bay	8	7	1	.531	249	269
Detroit	7	9	0	.438	290	300
Chicago	7	9	0	.438	253	274
Tampa Bay	5	11	0	.313	241	259

NFC WEST

Team	W	L	T	Pct	PF	PA
*y-Los Angeles	12	4	0	.750	316	245
x-Atlanta	9	7	0	.563	240	290
New Orleans	7	9	0	.438	281	298
San Francisco	2	14	0	.125	219	350

x - Wild Card Qualifier; y - Division Title; * - Home-field Advantage

WILD CARD PLAYOFF GAMES

12/24 - Houston 17, at Miami 13
12/24 - at Atlanta 14, Philadelphia 13

DIVISIONAL PLAYOFF GAMES

12/30 - at Pittsburgh 33, Denver 10
12/30 - at Dallas 27, Atlanta 20
12/31 - Houston 31, at New England 14
12/31 - at Los Angeles 34, Minnesota 10

CONFERENCE CHAMPIONSHIPS

1/7 - at Pittsburgh 34, Houston 5
1/7 - Dallas 28, at Los Angeles 0

SUPER BOWL XIII (MIAMI)

1/21 - Pittsburgh 35, Dallas 31

1977 FINAL STATISTICS (12-2)

Head Coach: Red Miller AFC West: 1st Home Stadium: Mile High Stadium

Date	W-L	Score	Opponent	Attendance	RUSHING	No.	Yds.	Avg.	Long	TD
Sept 18	W	7-0	St. Louis	75,002	Armstrong	130	489	3.8	35	4
Sept 25	W	26-6	Buffalo	74,737	Perrin	110	456	4.1	62	3
Oct 2	W	24-13	at Seattle	53,108	Lytle	104	408	3.9	21	1
Oct 9	W	23-7	Kansas City	74,718	Keyworth	83	311	3.7	16	1
Oct 16	W	30-7	at Oakland	53,616	Jensen	40	143	3.6	12	1
Oct 23	W	24-13	at Cincinnati	54,395	Morton	31	125	4.0	15	4
Oct 30	L	14-24	Oakland	75,007	Weese	11	56	5.1	21	1
Nov 6	W	21-7	Pittsburgh	74,967	Penrose	4	24	6.0	17	0
Nov 13	W	17-14	at San Diego	45,211	Upchurch	1	19	19.0	19t	1
Nov 20	W	14-7	at Kansas City	54,050	Dolbin	2	12	6.0	14	0
Nov 27	W	27-13	Baltimore	74,939	Klick	1	1	1.0	1	0
Dec 4	W	24-14	at Houston	46,875	Dilts	1	0	0.0	0	0
Dec 11	W	17-9	San Diego	74,905	Moses	5	-1	-0.2	8	0
Dec 18	L	6-14	at Dallas	63,752	BRONCOS	523	2043	3.9	62	16
					OPPONENTS	470	1531	3.3	65	5

TEAM STATISTICS	Den	Opp
TOTAL FIRST DOWNS	223	217
Rushing	101	77
Passing	107	123
Penalty	15	17
3RD DOWN: MADE/ATT	72/210	71/221
3rd Down Pct.	34.3	32.1
TOTAL NET YARDS	3906	3775
Avg. Per Game	279.0	269.6
Total Plays	886	931
Avg. Per Play	4.4	4.1
NET YARDS RUSHING	2043	1531
Avg. Per Game	145.9	109.4
Total Rushes	523	470
Avg. Per Rush	3.9	3.3
NET YARDS PASSING	1863	2244
Avg. Per Game	133.1	160.3
Sacked/Yards Lost	50/402	35/312
Gross Yards	2265	2556
Att./Completions	314/163	426/235
Completion Pct.	51.9	55.2
Had Intercepted	12	25
PUNTS/AVERAGE	91/39.2	95/40.7
NET PUNTING AVG	33.7	31.3
PUNT RETURNS/AVG	58/12.3	54/7.4
KICKOFF RETURNS/AVG	34/21.5	50/21.7
INTERCEPTIONS/RET.	25/19.6	12/14.3
PENALTIES/YARDS	91/883	97/718
FUMBLES/BALL LOST	28/15	27/14
TOUCHDOWNS	34	18
Rushing	16	5
Passing	15	11
Returns	3	2
EXTRA POINTS/ATTEMPTS	31/34	16/18
FIELD GOALS/ATTEMPTS	13/19	8/22
TOTAL POINTS	274	148

SCORE BY PERIODS	1	2	3	4	OT	Total
BRONCOS	68	72	60	74	0	274
OPPONENTS	45	46	40	17	0	148

SCORING	TD	Ru	Pa	Rt	PAT	FG	\$	PTS
Turner	1	0	1	0	31/34	13/19	0	76
Armstrong	4	4	0	0	0/0	0/0	0	24
Moses	4	4	0	0	0/0	0/0	0	24
Morton	4	4	0	0	0/0	0/0	0	24
Perrin	4	3	1	0	0/0	0/0	0	24
Upchurch	4	1	2	1	0/0	0/0	0	24
Dolbin	3	0	3	0	0/0	0/0	0	18
Odoms	3	0	3	0	0/0	0/0	0	18
Lytle	2	1	1	0	0/0	0/0	0	12
Wright	1	0	0	1	0/0	0/0	0	6
Keyworth	1	1	0	0	0/0	0/0	0	6
Jensen	1	1	0	0	0/0	0/0	0	6
Weese	1	1	0	0	0/0	0/0	0	6
Jackson	1	0	0	1	0/0	0/0	0	6
BRONCOS	34	16	15	3	31/34	13/19	0	274
OPPONENTS	18	5	11	2	16/18	8/22	0	148

RECEIVING	No.	Yds.	Avg.	Long	TD
Odoms	37	429	11.6	33	3
Moses	27	539	20.0	35	4
Dolbin	26	443	17.0	81t	3
Armstrong	18	128	7.1	20	0
Lytle	17	198	11.6	47t	1
Upchurch	12	245	20.4	45	2
Keyworth	11	48	4.4	14	0
Perrin	6	106	17.8	41t	1
Jensen	4	63	15.8	34	0
Egloff	2	27	13.5	20	0
Klick	2	14	7.0	11	0
Turner	1	25	25.0	25t	1
BRONCOS	163	2265	13.9	81t	15
OPPONENTS	235	2556	10.0	51	9

INTERCEPTIONS	No.	Yds.	Avg.	Long	TD
Thompson	5	122	24.4	38	0
T. Jackson	4	95	23.8	73t	1
Wright	3	128	42.7	59	1
Gradishar	3	56	18.7	28	0
Rizzo	3	49	16.3	38	0
Foley	3	22	7.3	11	0
B. Jackson	1	13	13.0	13	0
Smith	1	6	6.0	6	0
Evans	1	0	0.0	0	0
Swenson	1	0	0.0	0	0
BRONCOS	25	491	19.6	73t	2
OPPONENTS	12	172	14.3	29	0

PUNTING	No.	Yds.	Avg.	TB	In20	Long
Dilts	90	3525	39.2	5	20	63
Weese	1	38	38.0	0	0	38
BRONCOS	91	3563	39.2	5	20	63
OPPONENTS	95	3868	40.7	9	13	74

PUNT RETURNS	No.	FC	Yds.	Avg.	Long	TD
Upchurch	51	6	653	12.8	87t	1
Schultz	1	0	11	11.0	11	0
Pane	6	2	48	8.0	14	0
BRONCOS	58	8	712	12.3	87t	1
OPPONENTS	54	8	397	7.4	29	0

KICKOFF RETURNS	No.	Yds.	Avg.	Long	TD
Perrin	3	72	24.0	32	0
Upchurch	20	456	22.8	32	0
Schultz	6	135	22.5	33	0
Pane	1	16	16.0	16	0
Keyworth	1	15	15.0	15	0
Hyde	1	15	15.0	15	0
Grant	1	8	8.0	8	0
Nairne	1	1	1.0	1	0
Dolbin	0	*14	—	14	0
BRONCOS	34	732	21.5	33	0
OPPONENTS	50	1084	21.7	41	0

*return yardage gained by lateral

FIELD GOAL BREAKDOWN	Distance	1-19	20-29	30-39	40-49	50+	Total
Turner	0/0	3/4	7/10	3/5	0/0	0/0	13/19
OPPONENTS	1/1	2/3	1/5	4/9	0/4	0/22	

SACKS: Alzado 8, Chavous 8, Carter 6, T. Jackson 4, Manor 4, Gradishar 3, Swenson 2, Rizzo 1, Thompson 1, **TOTAL 37.0**

PASSING	Att.	Comp.	Yds.	Comp.%	Yd./Att.	TD	TD%	Int	Int%	LG	Sack/Lost	Rtg.
Morton	254	131	1929	51.6	7.59	14	5.5	8	3.1	81t	43/338	82.1
Penrose	40	21	217	52.5	5.43	0	0.0	4	10.0	35	5/49	28.9
Weese	20	11	119	55.0	5.95	1	5.0	0	0.0	31	2/15	89.4
BRONCOS	314	163	2265	51.9	7.21	15	4.8	12	3.8	81t	50/402	75.6
OPPONENTS	426	235	2556	55.2	6.00	11	2.6	25	5.9	51	35/312	57.2



1977 DEFENSIVE STATS

(based on coaches' film review)

	TT	UT	A	SACKS	I-YDS	FR
1 Gradishar	219	145	74	3	3-56	4
2 Swenson	135	89	46	2	1-0	0
3 Rizzo	123	72	51	1	3-49	1
4 Alzado	119	80	39	8	0-0	2
5 T. Jackson	116	77	39	4	4-95	0
6 Carter	113	71	42	6	0-0	0
7 Thompson	95	69	26	1	5-122	2
8 Chavous	82	51	31	8	0-0	0
9 Wright	77	57	20	0	3-128	0
10 B. Jackson	72	42	30	0	1-13	0
11 Foley	71	58	13	0	3-22	0
12 Grant	51	39	12	0	0-0	1
13 Manor	38	25	13	4	0-0	0
14 Smith	26	19	7	0	1-6	1
15 Turk	22	16	6	0	0-0	0
16 Polt	16	12	4	0	0-0	0
17 Evans	6	4	2	0	1-0	1
18 Pane	5	1	4	0	0-0	0
19 Nairne	2	1	1	0	0-0	0
20 Baska	1	1	0	0	0-0	0
21 Howard	0	0	0	0	0-0	1
TOTALS	1,389	929	460	37	25-491	13

1977 GAMES STARTED

OFFENSE	DEFENSE
QB Morton, Craig	14 DE Alzado, Lyle
RB Armstrong, Otis	10 DE Chavous, Barney
RB Keyworth, Jon	9 DE Manor, Brison
RB Lytle, Rob	4 DE Smith, Paul
RB Perrin, Lonnie	5 NT Carter, Rubin
WR Dolbin, Jack	13 LB Gradishar, Randy
WR Moses, Haven	14 LB Jackson, Tom
WR Upchurch, Rick	1 LB Rizzo, Joe
TE Odums, Riley	14 LB Swenson, Bob
C Montler, Mike	14 LB Turk, Godwin
T Maurer, Andy	13 CB Foley, Steve
T Minor, Claude	14 CB Pane, Chris
T Schindler, Steve	1 CB Wright, Louis
G Glassic, Tom	14 S Jackson, Bernard
G Howard, Paul	14 S Polt, Randy
	S Thompson, Billy

1977 COACHES

Red Miller (Head Coach), Marv Braden (Special Teams), Joe Collier (Defensive Coordinator), Bob Gambold (Defensive Backs), Ken Gray (Offensive Line), Stan Jones (Defensive Line), Myrel Moore (Linebackers), Babe Parilli (Quarterbacks), Fran Poltfoot (Wide Receivers), Paul Roach (Offensive Backfield).

1977 LEADERS / RANKINGS

INDIVIDUAL	PLAYER	NO.	AFC RANK	NFL RANK	NFL LEADER	NO.
Points	Turner	76	7	12	Mann (OAK)	99
Rushing Yards	Armstrong	489	22	40	Payton (CHI)	1,852
Passing Yards	Morton	1,929	9	13	Ferguson (BUF)	2,803
Passer Rating	Morton	82.1	2	4	Griese (MIA)	87.8
Receiving Yards	Morton	539	19	32	Burrough (HOU)	816
Receptions	Odums	37	18t	31t	Mitchell (BAL)	71
Interceptions	Thompson	5	10t	16t	Blackwood (BAL)	10

OFFENSE	NO.	AFC RANK	NFL RANK	NFL LEADER	NO.
Points Per Game	19.6	8	10	Oakland	25.1
Total Yards Per Game	279.0	12	17	Dallas	343.7
Yards Per Play	4.4	12t	17t	St. Louis	5.1
Rushing Yards Per Game	145.9	7	11	Chicago	200.8
Net Passing Yards Per Game	133.1	11	15	Buffalo	200.2

DEFENSE	NO.	AFC RANK	NFL RANK	NFL LEADER	NO.
Points Per Game	10.6	1	3	Atlanta	9.2
Total Yards Per Game	269.6	4	9	Dallas	229.5
Yards Per Play	4.1	1	3t	Dallas	3.7
Rushing Yards Per Game	109.4	1	1	Denver	109.4
Net Passing Yards Per Game	160.3	12	25	Atlanta	98.9

1977 KEY AWARDS

Pro Bowl (5): DE Lyle Alzado, LB Randy Gradishar, LB Tom Jackson, S Billy Thompson, CB Louis Wright. **AP All-Pro (4):** DE Lyle Alzado (first team), LB Randy Gradishar (first team), LB Tom Jackson (first team), S Billy Thompson (first team). **AP NFL Coach of the Year:** Red Miller. **K.C. 101 Club NFL Coach of the Year:** Red Miller.

1977 NFL STANDINGS

AFC EAST

Team	W	L	T	Pct	PF	PA
y-Baltimore	10	4	0	.714	295	221
Miami	10	4	0	.714	313	197
New England	9	5	0	.643	278	217
Buffalo	3	11	0	.214	160	313
New York Jets	3	11	0	.214	191	300

AFC CENTRAL

Team	W	L	T	Pct	PF	PA
y-Pittsburgh	9	5	0	.643	283	243
Cincinnati	8	6	0	.571	238	235
Houston	8	6	0	.571	299	230
Cleveland	6	8	0	.429	269	267

AFC WEST

Team	W	L	T	Pct	PF	PA
*y-Denver	12	2	0	.857	274	148
x-Oakland	11	3	0	.786	351	230
San Diego	7	7	0	.500	222	205
Seattle	5	9	0	.357	282	373
Kansas City	2	12	0	.143	225	349

NFC EAST

Team	W	L	T	Pct	PF	PA
*y-Dallas	12	2	0	.857	345	212
Washington	9	5	0	.643	196	189
St. Louis	7	7	0	.500	272	287
Philadelphia	5	9	0	.357	220	207
New York Giants	5	9	0	.357	181	265

NFC CENTRAL

Team	W	L	T	Pct	PF	PA
y-Minnesota	9	5	0	.643	231	227
x-Chicago	9	5	0	.643	255	253
Detroit	6	8	0	.429	183	252
Green Bay	4	10	0	.286	134	219
Tampa Bay	2	12	0	.143	103	223

NFC WEST

Team	W	L	T	Pct	PF	PA
y-Los Angeles	10	4	0	.714	302	146
Atlanta	7	7	0	.500	179	129
San Francisco	5	9	0	.357	220	260
New Orleans	3	11	0	.214	232	336

x - Wild Card Qualifier; y - Division Title; * - Home-field Advantage

DIVISIONAL PLAYOFF GAMES

12/24 - Oakland 37, at Baltimore 31 (OT)

12/24 - at Denver 34, Pittsburgh 21

12/26 - at Dallas 37, Chicago 7

12/26 - Minnesota 14, at Los Angeles 7

CONFERENCE CHAMPIONSHIPS

1/1 - at Denver 20, Oakland 17

1/1 - at Dallas 23, Minnesota 6

SUPER BOWL XII (NEW ORLEANS)

1/15 - Dallas 27, Denver 10

1976 FINAL STATISTICS (9-5)

Head Coach: John Ralston AFC West: 2nd Home Stadium: Mile High Stadium

Date	W-L	Score	Opponent	Attendance	RUSHING	No.	Yds.	Avg.	Long	TD
Sept 12	L	7-17	at Cincinnati	53,464	Armstrong	247	1008	4.1	31	5
Sept 19	W	46-3	New York Jets	62,519	Keyworth	122	349	2.9	13	3
Sept 26	W	44-13	Cleveland	62,758	Weese	33	142	6.2	20	0
Oct 3	W	26-0	San Diego	62,486	Perrin	27	118	3.2	14	2
Oct 10	L	3-17	at Houston	47,928	Klick	31	114	3.7	19	1
Oct 17	L	10-17	Oakland	63,241	Upchurch	6	71	11.8	25	1
Oct 24	W	35-26	at Kansas City	57,961	Ramsey	13	51	3.9	15	0
Oct 31	L	6-19	at Oakland	52,169	Odoms	3	36	12.0	15	2
Nov 7	W	48-13	Tampa Bay	62,503	Franckowiak	12	25	2.1	7	0
Nov 14	W	17-0	at San Diego	32,017	Van Heusen	1	20	20.0	20	0
Nov 21	W	14-13	New York Giants	62,961	Dolbin	2	5	2.5	8	0
Nov 28	L	14-38	at New England	61,128	Penrose	2	-3	-1.5	-1	0
Dec 5	W	17-16	Kansas City	57,995	Moses	1	-4	-4.0	-4	0
Dec 12	W	28-14	at Chicago	44,459	BRONCOS	500	1932	3.9	31	14
					OPPONENTS	496	1709	3.4	26	14

TEAM STATISTICS	Den	Opp
TOTAL FIRST DOWNS	239	222
Rushing	106	90
Passing	114	104
Penalty	19	28
3RD DOWN: MADE/ATT	69/193	73/222
3rd Down Pct.	35.8	32.9
TOTAL NET YARDS	4136	3734
Avg. Per Game	295.4	266.7
Total Plays	901	919
Avg. Per Play	4.6	4.1
NET YARDS RUSHING	1932	1709
Avg. Per Game	138.0	122.1
Total Rushes	500	496
Avg. Per Rush	3.9	3.4
NET YARDS PASSING	2204	2025
Avg. Per Game	157.4	144.6
Sacked/Yards Lost	48/306	32/240
Gross Yards	2510	2265
Att./Completions	353/168	391/214
Completion Pct.	47.6	54.7
Had Intercepted	22	24
PUNTS/AVERAGE	84/35.1	91/37.3
NET PUNTING AVG	29.9	28.5
PUNT RETURNS/AVG	51/12.5	43/8.7
KICKOFF RETURNS/AVG	46/23.4	50/24.1
MISC. RETURNS/AVG	12/5.7	6/0.9
INTERCEPTIONS/RET.	24/19.0	22/11.8
PENALTIES/YARDS	105/986	88/715
FUMBLES/BALL LOST	23/12	23/13
TOUCHDOWNS	39	25
Rushing	14	14
Passing	15	8
Returns	10	3
EXTRA POINTS/ATT	36/39	20/25
FIELD GOALS/ATT	15/21	12/27
TOTAL POINTS	315	206

SCORE BY PERIODS	1	2	3	4	OT	Total
BRONCOS	70	71	88	86	0	315
OPPONENTS	30	87	36	83	0	206

SCORING	TD	Ru	Pa	Rt	PAT	FG	\$	PTS
Turner	0	0	0	0	36/39	15/21	0	81
Moses	7	0	7	0	0/0	0/0	0	42
Armstrong	6	5	1	0	0/0	0/0	0	36
Upchurch	6	1	1	4	0/0	0/0	0	36
Odoms	5	2	3	0	0/0	0/0	0	30
Keyworth	4	3	1	0	0/0	0/0	0	24
Klick	2	2	1	0	0/0	0/0	0	12
Perrin	2	2	0	0	0/0	0/0	0	12
Rowser	2	0	0	2	0/0	0/0	0	12
Dolbin	1	0	1	0	0/0	0/0	0	6
Jackson	1	0	0	1	0/0	0/0	0	6
Poiti	1	0	0	1	0/0	0/0	0	6
Gradishar	1	0	0	1	0/0	0/0	0	6
Jones	1	0	0	1	0/0	0/0	0	6
BRONCOS	39	14	15	10	36/39	15/21	0	315
OPPONENTS	25	14	8	3	20/25	12/28	0	206

RECEIVING	No.	Yds.	Avg.	Long	TD
Armstrong	39	457	11.7	36t	1
Odoms	30	477	15.9	47t	3
Moses	25	498	19.9	71t	7
Keyworth	22	201	9.1	31	1
Dolbin	19	354	18.6	40	1
Upchurch	12	340	28.3	59t	1
Klick	10	78	7.8	19	1
Franckowiak	4	42	10.5	11	0
Perrin	4	35	8.8	15	0
Schultz	2	29	14.5	16	0
Lyons	1	-1	-1.0	-1	0
BRONCOS	168	2510	14.9	71t	15
OPPONENTS	214	2265	10.6	58	8

INTERCEPTIONS	No.	Yds.	Avg.	Long	TD
Jackson	7	136	19.4	46t	1
Rowser	4	104	26.0	41t	2
Foley	4	95	23.8	34	0
Gradishar	3	44	14.7	31t	1
Swenson	2	26	13.0	26	0
Jones	2	7	3.5	7	0
Rizzo	1	8	8.0	8	0
Poiti	0	0	0.0	0	0
Wright	0	*32	-	32	0
BRONCOS	24	452	18.8	65	4
OPPONENTS	22	260	11.8	38	0

*return yardage gained by lateral						
PUNTING	No.	Yds.	Avg.	TB	In20	Long
Weese	52	1852	35.6	1	5	55
Van Heusen	31	1093	35.3	2	4	52
BRONCOS	*84	2945	35.1	3	9	55
OPPONENTS	91	3391	37.3	8	23	64

*Includes one team punt for 0 yards						
PUNT RETURNS	No.	FC	Yds.	Avg.	Long	TD
Upchurch	39	3	536	13.7	92t	4
Thompson	6	0	60	10.0	20	0
Foley	5	0	42	8.4	16	0
Schultz	1	2	2	2.0	2	0
BRONCOS	51	5	640	12.5	92t	4
OPPONENTS	43	1	372	8.7	64t	1

KICKOFF RETURNS	No.	Yds.	Avg.	Long	TD
Perrin	14	391	27.9	43	0
Schultz	3	82	27.3	38	0
Upchurch	22	514	23.4	64	0
Hyde	1	17	17.0	17	0
Brown	3	41	13.7	14	0
Franckowiak	2	22	11.0	14	0
Goodman	1	8	8.0	8	0
BRONCOS	46	1075	23.4	64	0
OPPONENTS	50	1206	24.1	43	0

FIELD GOAL BREAKDOWN					
Distance	1-19	20-29	30-39	40-49	50+
Turner	1/1	7/8	4/5	3/7	—
OPPONENTS	1/2	4/6	3/7	4/11	0/2

TURNER: (20G,30G) (47G) (40W,47G,25G,36G, 27G) (31G,49S) () (21G,28G) (19G,33G) (44B, 42G) (44S) () (38B,20G) (27HU)

SACKS: Chavous 8, Gradishar 7, Carter 4, T. Jackson 4, P. Smith 3, Hammond 1, Jones 1, Swenson 1, Rizzo 1, Moore 1, Dolbin 1, TOTAL 32.0

PASSING	Att.	Comp.	Yds.	Comp.%	Yd./Att.	TD	TD%	Int	Int%	LG	Sack/Lost	Rtg.
Ramsey	270	128	1931	47.4	7.15	11	4.1	13	4.8	71t	39/261	65.1
Weese	47	24	314	51.1	6.68	1	2.1	6	12.8	43	9/45	39.9
Penrose	36	16	265	44.4	7.36	3	8.3	3	8.3	41	0/0	62.8
BRONCOS	353	168	2510	47.6	7.11	15	4.2	22	6.2	71t	48/306	59.6
OPPONENTS	391	214	2265	54.7	5.79	8	2.0	24	6.1	58	32/240	53.1

1976 DEFENSIVE STATS

(based on unofficial press box statistics)

	TT	UT	A	SACKS	I-YDS	FR
1 Gradishar	137	101	36	7	3-44	1
2 Thompson	83	60	23	0	0-0	0
3 Jackson	77	58	19	4	7-136	2
4 Rizzo	76	59	17	1	1-8	0
5 Swenson	75	55	20	1	2-31	1
6 Carter	70	51	19	4	0-0	1
7 Chavous	60	44	16	8	0-0	0
8 Wright	50	39	11	0	0-0	0
9 Rowser	43	34	9	0	4-104	1
10 Foley	42	33	9	0	4-95	0
11 Turk	37	26	11	0	0-0	1
12 Smith	31	21	10	3	0-0	0
13 Jones	29	27	2	1	2-7	1
Grant	29	22	7	0	0-0	0
15 Baska	18	12	6	0	0-0	1
16 Evans	16	13	3	0	0-0	1
17 White	10	9	1	0	0-0	1
18 Moore	6	6	0	1	0-0	0
Polti	6	4	2	0	1-0	0
Pane	6	3	3	0	0-0	0
21 Hammond	5	4	1	1	0-0	0
22 Hardee	1	1	0	0	0-0	0
Dolbin	1	1	0	1	0-0	0
TOTALS	908	683	225	32	24-425	11

1976 GAMES STARTED

OFFENSE		DEFENSE	
QB Penrose, Craig	2	DE Chavous, Barney	14
QB Ramsey, Steve	12	DE Smith, Paul	10
RB Armstrong, Otis	14	DE Turk, Godwin	2
RB Frankowiak, Mike	1	DE White, Jim	1
RB Keyworth, Jon	13	DT Alzado, Lyle	1
WR Dolbin, Jack	5	DT Carter, Rubin	14
WR Moses, Haven	14	DT Grant, John	10
WR Upchurch, Rick	9	LB Gradishar, Randy	14
TE Odums, Riley	14	LB Jackson, Tom	14
C Maples, Bobby	10	LB Rizzo, Joe	12
C Olson, Phil	4	LB Swenson, Bob	6
T Bain, Bill	13	CB Foley, Steve	6
T Minor, Claudie	14	CB Jones, Calvin	8
T Montgomery, Marv	1	CB Wright, Louis	14
G Glasick, Tom	14	S Rowser, John	14
G Lyons, Tommy	14	S Thompson, Billy	14

1976 COACHES

John Ralston (Head Coach), **Max Coley** (Offensive Coordinator/Backfield), **Joe Collier** (Defensive Coordinator), **Kay Dalton** (Wide Receivers), **Bob Gambold** (Defensive Backs), **Mike Giddings** (Asst. Offensive Line), **Charley Johnson** (Quarterbacks), **Stan Jones** (Defensive Line), **Myrel Moore** (Linebackers), **Doc Ulrich** (Offensive Line).

1976 LEADERS / RANKINGS

INDIVIDUAL	PLAYER	NO.	AFC RANK	NFL RANK	NFL LEADER	NO.
Points	Turner	81	6t	13	Linhart (BAL)	109
Rushing Yards	Armstrong	1,008	6	11	Simpson (BUF)	1,503
Passing Yards	Ramsey	1,931	8	13	Jones (BAL)	3,104
Passer Rating	Ramsey	65.1	9	14	Stabler (OAK)	103.4
Receiving Yards	Moses	498	18	36	Carr (BAL)	1,112
Receptions	Armstrong	39	19	33	Lane (KC)	66
Interceptions	Jackson	7	3t	6t	Jackson, M. (LA)	10

OFFENSE	NO.	AFC RANK	NFL RANK	NFL LEADER	NO.
Points Per Game	22.5	6	7	Baltimore	26.1
Total Yards Per Game	295.4	11	16	Baltimore	374.0
Yards Per Play	4.6	10t	14t	Oakland	5.5
Rushing Yards Per Game	138.0	10	19	Pittsburgh	212.2
Net Passing Yards Per Game	157.4	7	12	Baltimore	209.5

DEFENSE	NO.	AFC RANK	NFL RANK	NFL LEADER	NO.
Points Per Game	14.7	2	6	Pittsburgh	9.9
Total Yards Per Game	266.7	3	8	Pittsburgh	237.4
Yards Per Play	4.1	2	5t	Pittsburgh	3.8
Rushing Yards Per Game	122.1	2	3	Pittsburgh	104.1
Net Passing Yards Per Game	144.6	4	12	Minnesota	112.5

1976 KEY AWARDS

Pro Bowl (2): RB Otis Armstrong, WR Rick Upchurch. **AP All-Pro** (1): KR Rick Upchurch (first team).

1976 NFL STANDINGS

AFC EAST

Team	W	L	T	Pct	PF	PA
y-Baltimore	11	3	0	.786	417	246
x-New England	11	3	0	.786	376	236
Miami	6	8	0	.429	263	264
New York Jets	3	11	0	.214	169	383
Buffalo	2	12	0	.143	245	363

AFC CENTRAL

Team	W	L	T	Pct	PF	PA
y-Pittsburgh	10	4	0	.714	342	138
Cincinnati	10	4	0	.714	335	210
Cleveland	9	5	0	.643	267	287
Houston	5	9	0	.357	222	273

AFC WEST

Team	W	L	T	Pct	PF	PA
*y-Oakland	13	1	0	.929	350	237
Denver	9	5	0	.643	315	206
San Diego	6	8	0	.429	248	285
Kansas City	5	9	0	.357	290	376
Tampa Bay	0	14	0	.000	125	412

NFC EAST

Team	W	L	T	Pct	PF	PA
y-Dallas	11	3	0	.786	296	194
x-Washington	10	4	0	.714	291	217
St. Louis	10	4	0	.714	309	267
Philadelphia	4	10	0	.286	165	286
New York Giants	3	11	0	.214	170	250

NFC CENTRAL

Team	W	L	T	Pct	PF	PA
*y-Minnesota	11	2	1	.821	305	176
Chicago	7	7	0	.500	253	216
Detroit	6	8	0	.429	262	220
Green Bay	5	9	0	.357	218	299

NFC WEST

Team	W	L	T	Pct	PF	PA
y-Los Angeles	10	3	1	.750	351	190
San Francisco	8	6	0	.571	270	190
Atlanta	4	10	0	.286	172	312
New Orleans	4	10	0	.286	253	346
Seattle	2	12	0	.143	229	429

x - Wild Card Qualifier; y - Division Title; * - Home-field Advantage

DIVISIONAL PLAYOFF GAMES

12/18 - at Oakland 24, New England 21
 12/18 - at Minnesota 35, Washington 20
 12/19 - Pittsburgh 40, at Baltimore 14
 12/19 - Los Angeles 14, at Dallas 12

CONFERENCE CHAMPIONSHIPS

12/26 - at Oakland 24, Pittsburgh 7
 12/26 - at Minnesota 24, Los Angeles 13

SUPER BOWL XI (PASADENA, CALIF.)

1/9 - Oakland 32, Minnesota 14



1975 FINAL STATISTICS (6-8)

Head Coach: John Ralston AFC West: 2nd Home Stadium: Mile High Stadium

Date	W-L	Score	Opponent	Attendance	RUSHING	No.	Yds.	Avg.	Long	TD
Sept 21	W	37-33	Kansas City	51,858	Keyworth	182	725	4.0	34	3
Sept 29	W	23-13	Green Bay	52,491	Little	125	445	3.6	19	2
Oct 5	L	14-38	at Buffalo	79,798	Lynch	57	218	3.8	20	3
Oct 12	L	9-20	at Pittsburgh	49,164	Armstrong	31	155	5.0	33	0
Oct 19	W	16-15	Cleveland	52,540	Ross	42	121	2.9	21	0
Oct 26	L	13-26	at Kansas City	70,043	Upchurch	16	97	6.1	15	1
Nov 2	L	17-42	Oakland	52,330	Dolbin	5	72	14.4	25	0
Nov 9	L	16-17	Cincinnati	49,702	Hufnagel	8	47	5.9	13	0
Nov 16	W	27-17	at San Diego	26,048	Ramsey	6	38	6.3	17	0
Nov 23	L	21-35	at Atlanta	28,686	Odoms	5	27	5.4	12	0
Nov 30	W	13-10	San Diego (OT)	44,982	Van Heusen	2	26	13.0	24	0
Dec 8	L	10-17	at Oakland	51,075	Johnson	10	21	2.1	13	0
Dec 14	W	25-10	Philadelphia	36,860	Franckowiak	1	1	1.0	1	0
Dec 20	L	13-14	at Miami	43,064	BRONCOS	490	1993	4.1	34	9
					OPPONENTS	526	1974	3.8	6.5	19

TEAM STATISTICS	Den	Opp	RECEIVING	No.	Yds.	Avg.	Long	TD
TOTAL RUSHING DOWNS	268	247	Keyworth	42	314	7.5	19t	1
Rushing	109	121	Odoms	40	544	13.6	43	3
Passing	137	104	Moses	29	505	17.4	33	2
Penalty	22	22	Little	29	308	10.6	66t	2
3RD DOWN: MADE/ATT	84/212	76/209	Dolbin	22	421	19.1	41	3
3rd Down Pct.	39.6	36.4	Upchurch	18	436	24.2	90t	2
TOTAL NET YARDS	4534	4006	Van Heusen	15	246	16.4	28	1
Avg. Per Game	323.9	286.1	Ross	7	69	9.9	30	0
Total Plays	964	901	Lynch	6	33	5.5	19	1
Avg. Per Play	4.7	4.4	Brown	1	14	14.0	14	0
NET YARDS RUSHING	1993	1974	Armstrong	1	10	10.0	10	0
Avg. Per Game	142.4	141.0	BRONCOS	210	2900	13.8	90t	15
Total Rushes	490	526	OPPONENTS	181	2245	12.4	69	14
Avg. Per Rush	4.1	3.8						

NET YARDS PASSING	Den	Opp	INTERCEPTIONS	No.	Yds.	Avg.	Long	TD
Avg. Per Game	181.5	145.1	Gradishar	3	77	25.7	44	1
Sacked/Yards Lost	47/359	27/213	Thompson	2	97	48.5	49	0
Gross Yards	2900	2245	Thomas	2	66	33.0	36	0
Att./Completions	427/210	348/181	Wright	2	9	4.5	9	0
Completion Pct.	49.2	52.5	Jackson	2	0	0.0	0	0
Had Intercepted	34	16	O'Malley	1	38	38.0	0	0
PUNTS/AVERAGE	63/39.9	76/42.1	Swenson	1	4	4.0	4	0
PUNT RETURNS/AVG	41/11.5	39/13.7	Rowser	1	2	2.0	2	0
KICKOFF RETURNS/AVG	59/24.5	57/22.3	May	1	0	0.0	0	0
MISC. RETURNS/AVG	4/68	1/6	Jones	1	0	0.0	0	0
INTERCEPTIONS/RET.	16/18.3	34/13.1	BRONCOS	16	293	18.3	49	1
PENALTIES/YARDS	92/785	88/779	OPPONENTS	34	447	13.1	41	1
FUMBLES/BALL LOST	28/14	37/16						

TOTAL POINTS	Den	Opp	PUNTING	No.	Yds.	Avg.	Long	B
Avg. Points per Game	18.1	21.9	Van Heusen	63	2515	39.9	64	0
Touchdowns	28	35	OPPONENTS	76	3200	42.1	60	0
By Rushing	9	19						
By Passing	15	14						
By Returns	4	2						
Field Goals	21/29	21/28						
Conversions	33/35	34/35						

BRONCOS		36	86	41	88	3	254	KICKOFF RETURNS						
OPPONENTS		54	81	88	84	0	307	No.	Yds.	Avg.	Long	TD		
SCORING	TD	Ru	Pa	Rt	PAT	FG	S	PTS	Upchurch	40	1084	27.1	58	0
	Turner	0	0	0	23/26	21/28	0	86	Little	16	307	19.2	32	0
	Keyworth	4	3	1	0	0/0	0	24	Ross	1	20	20.0	20	0
	Dolbin	4	0	3	1	0/0	0	24	Severson	1	20	20.0	20	0
	Little	4	2	2	0	0/0	0	24	Maples	1	15	15.0	15	0
	Lynch	4	3	1	0	0/0	0	24	BRONCOS	59	1446	24.5	58	0
	Odoms	4	0	3	1	0/0	0	24	OPPONENTS	57	1273	22.3	39	0
	Upchurch	3	1	2	0	0/0	0	18						
	Moses	2	0	2	0	0/0	0	12						
	Van Heusen	1	0	1	0	0/0	0	6						
Gradishar	1	0	0	1	0/0	0	6							
Smith	1	0	0	1	0/0	0	6							
BRONCOS		28	9	15	4	23/28	21/28	0						
OPPONENTS		35	19	14	2	34/35	21/28	0						

KICKOFF RETURNS	No.	Yds.	Avg.	Long	TD
Upchurch	40	1084	27.1	58	0
Little	16	307	19.2	32	0
Ross	1	20	20.0	20	0
Severson	1	20	20.0	20	0
Maples	1	15	15.0	15	0
BRONCOS	59	1446	24.5	58	0
OPPONENTS	57	1273	22.3	39	0

FIELD GOAL BREAKDOWN	Distance	1-19	20-29	30-39	40-49	50+
Turner	2/2	7/9	8/10	3/6	2/3	
OPPONENTS	2/2	8/9	4/6	1/3	1/4	

PASSING	Att.	Comp.	Yds.	Comp. %	Yd./Att.	Sack/Lost	TD	TD%	Int	Int%	LG	Rtg.
Ramsey	233	128	1562	54.9	6.70	23/187	9	3.8	14	6.0	66t	63.4
Johnson	142	65	1021	45.8	7.19	10/79	5	3.5	12	8.5	90t	45.4
Hufnagel	51	16	287	31.4	5.62	13/84	1	2.0	8	15.7	80t	18.8
Van Heusen	1	1	30	100.0	30.00	0/0	0	0.0	0	0.0	30	119.0
BRONCOS	427	210	2900	49.2	6.79	47/359	15	3.5	34	8.0	90t	49.9
OPPONENTS	348	181	2245	52.5	6.45	27/213	14	4.0	16	4.6	69	66.6

1975 DEFENSIVE STATS

(based on unofficial press box statistics)

	TT	UT	A	SACKS	I-YDS	FR
1 Gradishar	132	106	26	3	3-77	0
2 T. Jackson	92	67	25	3	2-0	0
3 Alzado	79	55	24	7	0-0	2
4 Thompson	59	51	8	0	2-97	0
5 Grant	57	44	13	2	0-0	3
6 Rizzo	54	38	16	0	0-0	0
7 Carter	52	28	24	2	0-0	0
8 P. Smith	47	34	13	4.5	0-0	1
9 Wright	43	36	7	0	2-9	0
10 Chavous	42	28	14	4.5	0-0	0
11 Rowser	37	32	5	0	1-2	1
12 Swenson	31	26	5	0	1-4	0
13 O'Malley	29	25	4	0	1-38	0
May	29	20	9	0	1-0	0
15 Jones	26	24	2	0	1-0	0
16 E. Thomas	19	14	5	0	2-66	1
17 Severson	18	11	7	0	0-0	2
18 Polt	15	7	8	0	0-0	0
19 Olsen	14	12	2	1	0-0	0
20 Maples	6	6	0	0	0-0	0
TOTALS	881	664	217	27	16-293	10

1975 GAMES STARTED

OFFENSE		DEFENSE	
QB Hufnagel, John	1	DE Carter, Rubin	7
QB Johnson, Charley	6	DE Chavous, Barney	9
QB Ramsey, Steve	7	DE Grant, John	13
RB Armstrong, Otis	3	DE Olsen, Phil	1
RB Keyworth, Jon	14	DT Alzado, Lyle	14
RB Little, Floyd	10	DT Smith, Paul	12
RB Lynch, Fran	1	LB Gradishar, Randy	14
WR Dolbin, Jack	1	LB Jackson, Tom	14
WR Moses, Haven	14	LB May, Ray	8
WR Van Heusen, Bill	13	LB Rizzo, Joe	6
TE Odoms, Riley	14	CB Jones, Calvin	8
C Maples, Bobby	14	CB/S Rowser, John	13
T Current, Mike	7	CB Thomas, Earlie	6
T Minor, Claudie	14	CB Wright, Louis	11
T Montgomery, Marv	7	S Polt, Randy	1
T Rogers, Stan	2	S Severson, Jeff	3
G Howard, Paul	14	S Thompson, Billy	14
G Lyons, Tom	10		
G Schaukowitz, Carl	2		

1975 COACHES

John Ralston (Head Coach), **Max Coley** (Offensive Coordinator/Backfield), **Joe Collier** (Defensive Coordinator), **Kay Dalton** (Wide Receivers), **Jerry Frei** (Offensive Line), **Bob Gambold** (Defensive Backs), **Myrel Moore** (Linebackers/Special Teams), **Doc Ulrich** (Defensive Line).

1975 LEADERS / RANKINGS

INDIVIDUAL	PLAYER	NO.	AFR RANK	NFL RANK	NFL LEADER	NO.
Points	Turner	.86	6	10	Simpson (BUF)	138
Rushing Yards	Keyworth	.725	9	16	Simpson (BUF)	1,817
Passing Yards	Ramsey	1.562	11	21	Anderson (CIN)	3,169
Passer Rating	Ramsey	63.4	6	12	Anderson (CIN)	93.9
Receiving Yards	Odoms	.544	19t	34t	Burroughs (HOU)	1,063
Receptions	Keyworth	.42	13t	26t	Foreman (MIN)	73
Interceptions	Gradishar	3	29t	54t	Blount (PIT)	11
OFFENSE	NO.	AFR RANK	NFL RANK	NFL LEADER	NO.	
Points Per Game	18.1	11	17	Buffalo	30.0	
Total Yards Per Game	323.9	5	10	Buffalo	390.5	
Yards Per Play	4.7	7t	12t	Buffalo	5.7	
Rushing Yards Per Game	142.4	8	13	Buffalo	212.4	
Net Passing Yards Per Game	181.5	2	7	Cincinnati	231.5	
DEFENSE	NO.	AFR RANK	NFL RANK	NFL LEADER	NO.	
Points Per Game	21.9	7	18	Los Angeles	9.6	
Total Yards Per Game	286.1	5	9	Minnesota	225.2	
Yards Per Play	4.4	4t	8t	Los Angeles	3.9	
Rushing Yards Per Game	141.0	6	13	Minnesota	109.4	
Net Passing Yards Per Game	145.1	5	7	Minnesota	115.8	

1975 KEY AWARDS

Pro Bowl (2): LB Randy Gradishar, TE Riley Odoms. **All-Pro (1):** TE Riley Odoms.

1975 NFL STANDINGS

AFC EAST

Team	W	L	T	Pct	PF	PA
y-Baltimore	10	4	0	.714	395	269
Miami	10	4	0	.714	357	222
Buffalo	8	6	0	.571	420	355
New York Jets	3	11	0	.214	258	433
New England	3	11	0	.214	258	358

AFC CENTRAL

Team	W	L	T	Pct	PF	PA
*y-Pittsburgh	12	2	0	.857	373	162
x-Cincinnati	11	3	0	.786	340	246
Houston	10	4	0	.714	293	226
Cleveland	3	11	0	.214	218	372

AFC WEST

Team	W	L	T	Pct	PF	PA
y-Oakland	11	3	0	.786	375	255
Denver	6	8	0	.429	254	307
Kansas City	5	9	0	.357	282	341
San Diego	2	12	0	.143	189	345

NFC EAST

Team	W	L	T	Pct	PF	PA
y-St. Louis	11	3	0	.786	356	276
x-Dallas	10	4	0	.714	350	268
Washington	8	6	0	.571	325	276
New York Giants	5	9	0	.357	216	306
Philadelphia	4	10	0	.286	225	302

NFC CENTRAL

Team	W	L	T	Pct	PF	PA
*y-Minnesota	12	2	0	.857	377	180
Detroit	7	7	0	.500	245	262
Chicago	4	10	0	.286	191	379
Green Bay	4	10	0	.286	226	285

NFC WEST

Team	W	L	T	Pct	PF	PA
y-Los Angeles	12	2	0	.857	312	135
San Francisco	5	9	0	.357	255	286
Atlanta	4	10	0	.286	240	289
New Orleans	2	12	0	.143	165	360

x - Wild Card Qualifier; y - Division Title; * - Home-field Advantage

DIVISIONAL PLAYOFF GAMES

12/27 - at Pittsburgh 28, Baltimore 10
 12/27 - at Los Angeles 35, St. Louis 23
 12/28 - at Oakland 31, Cincinnati 28
 12/28 - Dallas 17, at Minnesota 14

CONFERENCE CHAMPIONSHIPS

1/4 - at Pittsburgh 16, Oakland 10
 1/4 - Dallas 37, at Los Angeles 7

SUPER BOWL X (MIAMI)

1/18 - Pittsburgh 21, Dallas 17



1974 FINAL STATISTICS (7-6-1)

Head Coach: John Ralston AFC West: 2nd Home Stadium: Mile High Stadium

Date	W-L	Score	Opponent	Attendance	RUSHING	No.	Yds.	Avg.	Long	TD
Sept 15	L	10-17	Los Angeles	56,981	Armstrong	263	1407	5.3	43	9
Sept 22	T	35-35	Pittsburgh (OT)	50,858	Keyworth	81	374	4.6	30t	10
Sept 30	L	3-30	at Washington	54,395	Little	117	312	2.7	22	1
Oct 6	W	17-14	at Kansas City	67,298	Odoms	4	25	6.3	31	0
Oct 13	W	33-17	New Orleans	50,748	Hufnagel	2	22	11.0	18	0
Oct 20	W	27-7	San Diego	50,748	Moses	2	16	8.0	11	0
Oct 27	L	21-23	at Cleveland	60,478	Ross	3	8	2.7	7	0
Nov 3	L	17-28	Oakland	45,766	Stowe	1	1	1.0	1	0
Nov 10	W	17-6	at Baltimore	32,244	Van Heusen	1	-1	-1.0	-1	0
Nov 18	L	34-42	Kansas City	50,236	Lynch	3	-2	-0.7	1	0
Nov 24	W	20-17	at Oakland	51,224	Ramsey	5	-2	-0.4	1	0
Nov 28	W	31-27	at Detroit	51,157	Johnson	4	-3	-0.8	-1	0
Dec 8	W	37-14	Houston	46,942	BRONCOS	486	2157	4.4	43	20
Dec 15	L	0-17	at San Diego	35,756	OPPONENTS	487	1808	3.7	27	17

TEAM STATISTICS	Den	Opp	RECEIVING	No.	Yds.	Avg.	Long	TD
TOTAL FIRST DOWNS	258	265	Odoms	42	639	15.2	41	6
Rushing	120	109	Armstrong	38	405	10.7	48t	3
Passing	118	135	Moses	34	559	16.4	42	2
Penalty	20	21	Little	29	344	11.8	72	0
3RD DOWN: MADE/ATT	63/176	88/218	Van Heusen	16	421	26.3	73t	4
3rd Down Pct.	35.8	40.4	Keyworth	12	109	9.1	18	0
TOTAL NET YARDS	4485	4391	Simmons	10	161	16.1	36	2
Avg. Per Game	320.4	313.6	Stowe	2	9	4.5	5	1
Total Plays	861	945	Ross	1	13	13.0	13	0
Avg. Per Play	5.2	4.6	BRONCOS	184	2660	14.5	73t	18
NET YARDS RUSHING	2157	1808	OPPONENTS	237	2805	11.8	61t	14
Avg. Per Game	154.1	129.1						
Total Rushes	486	487						
Avg. Per Rush	4.4	3.7						

NET YARDS PASSING	2328	2583	INTERCEPTIONS	No.	Yds.	Avg.	Long	TD
Avg. Per Game	166.3	184.5	Thompson	5	105	21.0	38t	1
Sacked/Yards Lost	45/332	32/222	Jones	5	19	3.8	11	0
Gross Yards	2660	2805	Rowser	4	56	14.0	33	0
Att./Completions	329/184	426/237	May	2	40	20.0	25	0
Completion Pct.	55.9	55.6	T. Jackson	1	39	39.0	39	0
Had Intercepted	17	22	Greer	1	23	23.0	23	0
PUNTS/AVERAGE	75/40.3	70/42.6	Laskey	1	3	3.0	3	0
PUNT RETURNS/AVG	43/11.0	45/11.8	Pitts	1	2	2.0	2	0
KICKOFF RETURNS/AVG	54/22.0	57/24.0	E. Smith	1	0	0.0	0	0
MISC. RETURNS/AVG	1/2	3/57	Tyler	1	0	0.0	0	0
INTERCEPTIONS/RET.	22/14.0	17/17.9	Hepburn	0	*22	0.0	22	0
PENALTIES/YARDS	76/632	78/585	BRONCOS	22	309	14.0	39	1
FUMBLES/BALL LOST	23/13	22/11	OPPONENTS	17	304	17.9	55t	3
TOTAL POINTS	302	294	*return yardage gained by lateral					
Avg. Points per Game	21.6	21.0						
Touchdowns	39	35						
By Rushing	20	17						
By Passing	18	14						
By Returns	1	4						
Field Goals	11/21	16/42						
Conversions	35/39	34/35						

PUNTING	No.	Yds.	Avg.	Long	B
Van Heusen	75	3024	40.3	61	0
OPPONENTS	70	2985	42.6	66	0

PUNT RETURNS	No.	FC	Yds.	Avg.	Long	TD
Thompson	26	1	350	13.5	60	0
Little	4	1	34	8.5	17	0
Greer	13	5	90	6.9	12	0
BRONCOS	43	7	474	11.0	60	0
OPPONENTS	45	1	529	11.8	72	0

KICKOFF RETURNS	No.	Yds.	Avg.	Long	TD
Thompson	13	325	25.0	37	0
Armstrong	16	386	24.1	41	0
Keyworth	4	85	22.3	26	0
Little	8	171	21.4	31	0
Brown	3	56	18.7	22	0
Ross	7	117	16.7	31	0
Criter	3	48	16.0	20	0
BRONCOS	54	1188	22.0	41	0
OPPONENTS	57	1369	24.0	84t	1

FIELD GOAL BREAKDOWN	Distance	1-19	20-29	30-39	40-49	50+
Turner	0/1	3/4	6/7	2/8	0/1	
OPPONENTS	2/2	8/9	4/6	1/3	1/4	

TURNER: (39G) (41N) (34G) (41G,19N) (24N) (34G, 20G) (47N,51N) (27G) (37G) (1 (30G,33G,42N) (42N,21G,45N) (43G,44N) (31N)	SACKS: Alzado 13, Chavous 9, T. Jackson 4, Duranko 1, Grant 1, May 1, E. Smith 1, Simone 1, Pitts 1, TOTAL 32.0
---	---

PASSING	Att.	Comp.	Yds.	Comp.%	Yd./Att.	Sack/Lost	TD	TD%	Int	Int%	LG	Rtg.
Johnson	244	136	1969	55.7	8.07	35/270	13	5.3	9	3.7	73t	84.3
Ramsey	74	41	580	55.4	7.84	9/55	5	6.8	7	9.5	43t	64.0
Hufnagel	10	6	70	60.0	7.00	1/7	0	0.0	1	14.3	28	41.7
Van Heusen	1	1	41	100.0	41.00	0/0	0	0.0	0	0.0	41	120.0
BRONCOS	329	184	2660	55.9	8.09	45/332	18	5.5	17	5.2	73t	79.1
OPPONENTS	426	237	2805	55.6	6.58	32/222	14	3.3	22	5.2	61t	65.3

1974 DEFENSIVE STATS

(based on unofficial press box statistics)

	TT	UT	A	SACKS	I-YDS	FR
1 Jackson	121	80	41	4	1-39	0
2 May	103	68	35	1	2-40	1
3 Thompson	86	63	23	0	5-105	2
4 Alzado	84	58	26	13	0-0	2
5 Chavous	82	53	29	9	0-0	2
6 Grant	54	38	16	1	0-0	0
7 Gradishar	53	42	11	0	0-0	0
8 O'Malley	53	36	17	0	0-0	0
9 Jones	47	41	6	0	5-19	0
10 Laskey	45	32	13	0	1-3	1
11 Greer	43	27	16	0	1-23	1
12 Rowser	42	36	6	0	4-56	0
13 Simone	29	21	8	1	0-0	1
14 Duranko	28	17	11	1	0-0	0
15 Criter	23	18	5	0	0-0	0
Hepburn	23	17	6	0	0-22	0
17 Pitts	18	14	4	1	1-2	0
18 P. Smith	13	4	9	0	0-0	1
19 Rizzo	10	10	0	0	0-0	0
20 Tyler	8	7	1	0	1-0	0
21 Graham	5	5	0	0	0-0	0
Kampa	5	3	2	0	0-0	0
23 E. Smith	4	2	2	1	1-0	0
TOTALS	979	692	287	32	22-309	11

1974 GAMES STARTED

OFFENSE		DEFENSE	
QB Johnson, Charley	13	DE Alzado, Lyle	14
QB Ramsey, Steve	1	DE Chavous, Barney	14
RB Armstrong, Otis	14	DT Duranko, Pete	9
RB Keyworth, Jon	5	DT Grant, John	13
RB Little Floyd	9	DT Kampa, Bob	1
WR Masters, Billy	1	DT Smith, Ed	3
WR Moses, Haven	13	DT Smith, Paul	2
WR Simmons, Jerry	2	LB Gradishar, Randy	3
WR Van Heusen, Bill	12	LB Jackson, Tom	12
TE Odoms, Riley	14	LB Laskey, Bil	10
C Maples, Bobby	14	LB May, Ray	12
T Current, Mike	14	LB O'Malley, Jim	5
T Minor, Claudie	14	CB Hepburn, Lonnie	4
G Howard, Paul	5	CB Jones, Calvin	14
G Jackson, Larron	9	CB Rowser, John	10
G Lyons, Tom	14	S Greer, Charles	10
		S Pitts, John	4
		S Thompson, Billy	14

1974 COACHES

John Ralston (Head Coach), **Max Coley** (Offensive Coordinator/Backfield), **Joe Collier** (Defensive Coordinator), **Kay Dalton** (Wide Receivers), **Jerry Frei** (Offensive Line), **Bob Gambold** (Defensive Backs), **Myrel Moore** (Linebackers/Special Teams), **Doc Ulrich** (Defensive Line).

1974 LEADERS / RANKINGS

INDIVIDUAL	PLAYER	NO.	AFC RANK	NFL RANK	NFL LEADER	NO.
Points	Armstrong	72	71	111	Marcol (GB)	94
Rushing Yards	Armstrong	1,407	1	1	Armstrong (DEN)	1,407
Passing Yards	Johnson	1,969	5	8	Anderson (CIN)	2,667
Passer Rating	Johnson	84.3	3	4	Anderson (CIN)	95.7
Receiving Yards	Odoms	639	4	12	Branch (OAK)	1,092
Receptions	Odoms	42	41	151	Mitchell (BAL)	72
Interceptions	Thompson/Jones	5	81	131	Thomas (KC)	12

OFFENSE	NO.	AFC RANK	NFL RANK	NFL LEADER	NO.
Points Per Game	21.6	5	8	Oakland	25.4
Total Yards Per Game	320.4	3	5	Dallas	355.9
Yards Per Play	5.2	2	2	Cincinnati	5.4
Rushing Yards Per Game	154.1	4	5	Dallas	175.3
Net Passing Yards Per Game	166.3	5	9	Washington	200.1

DEFENSE	NO.	AFC RANK	NFL RANK	NFL LEADER	NO.
Points Per Game	21.0	10	22	Los Angeles	12.9
Total Yards Per Game	313.6	9	21	Pittsburgh	219.6
Yards Per Play	4.6	41	121	Pittsburgh	3.6
Rushing Yards Per Game	129.1	5	13	Los Angeles	93.0
Net Passing Yards Per Game	184.5	11	24	Pittsburgh	104.7

1974 KEY AWARDS

Pro Bowl (2): RB Otis Armstrong, TE Riley Odoms. **All-Pro (2):** RB Otis Armstrong, TE Riley Odoms.

1974 NFL STANDINGS

AFC EAST

Team	W	L	T	Pct	PF	PA
y-Miami	11	3	0	.786	327	216
x-Buffalo	9	5	0	.643	264	244
New England	7	7	0	.500	348	289
New York Jets	7	7	0	.500	279	300
Baltimore	2	12	0	.143	190	329

AFC CENTRAL

Team	W	L	T	Pct	PF	PA
y-Pittsburgh	10	3	1	.750	305	189
Houston	7	7	0	.500	236	282
Cincinnati	7	7	0	.500	283	259
Cleveland	4	10	0	.286	251	344

AFC WEST

Team	W	L	T	Pct	PF	PA
y-Oakland	12	2	0	.857	355	228
Denver	7	6	1	.563	302	294
Kansas City	5	9	0	.357	233	293
San Diego	5	9	0	.357	212	285

NFC EAST

Team	W	L	T	Pct	PF	PA
y-St. Louis	10	4	0	.714	285	218
x-Washington	10	4	0	.714	320	196
Dallas	8	6	0	.571	297	235
Philadelphia	7	7	0	.500	242	217
New York Giants	2	12	0	.143	195	299

NFC CENTRAL

Team	W	L	T	Pct	PF	PA
y-Minnesota	10	4	0	.714	310	195
Detroit	7	7	0	.500	256	270
Green Bay	6	8	0	.429	210	206
Chicago	4	10	0	.286	152	279

NFC WEST

Team	W	L	T	Pct	PF	PA
y-Los Angeles	10	4	0	.714	263	181
San Francisco	6	8	0	.429	226	236
New Orleans	5	9	0	.357	166	263
Atlanta	3	11	0	.214	111	271

x - Wild Card Qualifier; y - Division Title

DIVISIONAL PLAYOFF GAMES

12/21 - at Oakland 28, Miami 26
 12/21 - at Minnesota 30, St. Louis 14
 12/22 - at Pittsburgh 32, Buffalo 10
 12/22 - at Los Angeles 19, Washington 10

CONFERENCE CHAMPIONSHIPS

12/29 - Pittsburgh 24, at Oakland 13
 12/29 - at Minnesota 14, Los Angeles 10

SUPER BOWL IX (NEW ORLEANS)

1/12 - Pittsburgh 16, Minnesota 6

1973 FINAL STATISTICS (7-5-2)

Head Coach: John Ralston AFC West: 3rd Home Stadium: Mile High Stadium

Date	W-L	Score	Opponent	Attendance	RUSHING	No.	Yds.	Avg.	Long	TD
Sept 16	W	28-10	Cincinnati	49,059	Little	256	979	3.8	47	12
Sept 23	L	34-36	San Francisco	51,706	Dawkins	160	706	4.4	72t	2
Sept 30	L	14-33	Chicago	51,159	Armstrong	26	90	3.5	24	0
Oct 7	L	14-16	at Kansas City	71,414	Anderson	19	61	3.2	11	1
Oct 14	W	48-20	at Houston	32,801	Odoms	5	53	10.6	21	0
Oct 22	T	23-23	Oakland	51,270	Ross	5	21	4.2	8	0
Oct 28	W	40-28	at New York	55,108	Van Heusen	4	34	8.5	32	0
Nov 4	T	17-17	at St. Louis	46,565	Moses	3	25	8.3	22t	1
Nov 11	W	30-19	San Diego	51,034	Johnson	7	-2	-0.3	0	0
Nov 18	W	23-13	at Pittsburgh	48,580	Simmons	1	-4	-4.0	-4	0
Nov 25	W	14-10	Kansas City	51,331	Masters	1	-9	-9.0	-9	0
Dec 2	L	10-22	Dallas	51,508	BRONCOS	487	1954	4.0	72t	16
Dec 9	W	42-28	at San Diego	44,954	OPPONENTS	455	1795	4.0	30	14
Dec 16	L	17-21	at Oakland	51,910						

TEAM STATISTICS	Den	Opp	RUSHING	No.	Yds.	Avg.	Long	TD
TOTAL FIRST DOWNS	253	239	Odoms	43	629	14.6	47t	7
Rushing	111	97	Little	41	423	10.3	50t	1
Passing	127	121	Dawkins	30	329	11.0	42	0
Penalty	15	21	Moses	28	518	18.5	76t	8
3RD DOWN: MADE/ATT	79/203	77/203	Anderson	15	153	10.2	29	0
3rd Down Pct.	38.9	37.9	Simmons	13	249	19.2	53	1
TOTAL NET YARDS	4473	4235	Washington	10	150	15.0	28	3
Avg. Per Game	319.5	302.5	Van Heusen	8	149	18.6	62t	1
Total Plays	893	872	Masters	5	65	13.0	28	0
Avg. Per Play	5.0	4.9	Armstrong	2	43	21.5	36t	1
NET YARDS RUSHING	1954	1795	L. Jackson	1	-2	-2.0	-2	0
Avg. Per Game	139.6	128.2	BRONCOS	196	2706	13.8	76t	22
Total Rushes	487	455	OPPONENTS	202	2766	13.7	80	15
Avg. Per Rush	4.0	4.0						

NET YARDS PASSING	Den	Opp	INTERCEPTIONS	No.	Yds.	Avg.	Long	TD
Avg. Per Game	2519	2440	Jones	4	69	17.3	31	0
Sacked/Yards Lost	27/187	36/326	Thompson	3	96	32.0	59	1
Gross Yards	2706	2766	Mitchell	2	43	21.5	40	1
Att./Completions	378/196	417/202	Laskey	2	3	1.5	3	0
Completion Pct.	51.9	48.4	Forsberg	1	7	7.0	7	0
Had Intercepted	20	14	May	1	1	1.0	1	0
PUNTS/AVERAGE	69/45.1	69/43.3	Greer	1	1	1.0	1	0
PUNT RETURNS/AVG	40/10.1	31/8.3	BRONCOS	14	220	15.7	59	2
KICKOFF RETURNS/AVG	36/22.0	61/20.4	OPPONENTS	20	331	16.6	80	1
MISC. RETURNS/AVG	4/25	6/57						

PUNTING	No.	Yds.	Avg.	Long	B
Van Heusen	69	3114	45.1	78	0
OPPONENTS	69	2988	43.3	68	1

PUNT RETURNS	No.	FC	Yds.	Avg.	Long	TD
Thompson	3	6	366	12.2	53	0
Tyler	4	0	20	5.0	6	0
Greer	3	3	11	3.7	11	0
Little	1	0	7	7.0	7	0
Mitchell	1	0	0	0.0	0	0
Criter	1	0	0	0.0	0	0
BRONCOS	40	9	404	10.1	53	0
OPPONENTS	31	12	257	8.3	44	0

KICKOFF RETURNS	No.	Yds.	Avg.	Long	TD
Armstrong	20	472	23.6	50	0
Dawkins	10	222	22.2	31	0
Thompson	1	25	25.0	25	0
Tyler	1	23	23.0	23	0
R. Montgomery	1	22	22.0	22	0
Lynch	1	14	14.0	14	0
Forsberg	1	12	12.0	12	0
Simone	1	3	3.0	3	0
BRONCOS	36	793	22.0	50	0
OPPONENTS	61	1244	20.4	82	1

FIELD GOAL BREAKDOWN	Distance	1-19	20-29	30-39	40-49	50+
Turner	5/5	5/5	8/9	3/9	1/5	
OPPONENTS	8/8	6/8	6/7	8/10	0/2	

Turner	1	0	0	0	0	0	12	FIELD GOAL BREAKDOWN Distance 1-19 20-29 30-39 40-49 50+ Turnover 5/5 5/5 8/9 3/9 1/5 Opponents 8/8 6/8 6/7 8/10 0/2 TURNER: () (34G,28G) () (49N,51N) (32G,12G) (47N,52N,43G,37G,35G) (21G,47G,19G,33G) (45N,44N,42N,12G) (39G,39N) (32G,52N,11G,46G) (50N) (29G) (40N,25G,35G,15G,29G,) (50G)					
Washington	3	0	3	0	0	0	13						
Thompson	2	0	0	2	0	0	12						
Dawkins	2	2	0	0	0	0	12						
Anderson	1	1	0	0	0	0	6						
Armstrong	1	0	1	0	0	0	6						
Simmons	1	0	1	0	0	0	6						
Van Heusen	1	0	1	0	0	0	6						
Mitchell	1	0	0	1	0	0	6						

SCORING	TD	Ru	Pa	Rt	PAT	FG	\$	PTS
Turner	0	0	0	0	40/40	22/33	0	106
Little	13	12	0	0	0/0	0/0	0	78
Moses	9	1	8	0	0/0	0/0	0	54
Odoms	7	0	7	0	0/0	0/0	0	42
Washington	3	0	3	0	0/0	0/0	0	18
Thompson	2	0	0	2	0/0	0/0	0	12
Dawkins	2	2	0	0	0/0	0/0	0	12
Anderson	1	1	0	0	0/0	0/0	0	6
Armstrong	1	0	1	0	0/0	0/0	0	6
Simmons	1	0	1	0	0/0	0/0	0	6
Van Heusen	1	0	1	0	0/0	0/0	0	6
Mitchell	1	0	0	1	0/0	0/0	0	6
Criter	0	0	0	0	0/0	0/0	1	2
BRONCOS	41	16	22	3	40/41	22/33	1	354
OPPONENTS	31	14	15	2	30/31	28/35	1	296

PASSING	Att.	Comp.	Yds.	Comp.%	Yd./Att.	Sack/Lost	TD	TD%	Int	Int%	LG	Rtg.
Johnson	346	184	2465	53.2	7.12	26/177	20	5.8	17	4.9	62t	75.3
Ramsey	27	10	194	37.0	7.18	0/0	2	7.4	2	7.4	76t	56.7
Anderson	3	2	47	66.6	15.73	0/0	0	0.0	0	0.0	0	150.0
Van Heusen	1	0	0	0.0	0.00	1/10	0	0.0	0	0.0	0	0.0
Turner	1	0	0	0.0	0.00	0/0	0	0.0	1	100.0	0	0.0
BRONCOS	378	196	2706	51.9	7.16	27/187	22	5.8	20	5.3	76t	72.5
OPPONENTS	417	202	2766	48.4	6.63	36/326	16	3.8	14	3.4	80	68.9

1973 DEFENSIVE STATS

(based on unofficial press box statistics)

	TT	UT	A	SACKS	I-YDS	FR
1 Graham	95	72	23	1	0-0	1
2 P. Smith	94	70	24	11	0-0	1
3 Alzado	66	46	20	9	0-0	1
4 Duranko	59	44	15	6	0-0	1
5 May	57	48	9	3	1-1	0
6 Thompson	52	35	17	1	3-96	1
7 Greer	46	38	8	0	1-1	1
8 Chavous	43	28	15	6	0-0	2
9 Jones	41	37	4	0	4-69	1
10 Laskey	37	25	12	0	2-3	1
11 Simone	34	28	6	0	0-0	1
12 Jackson	31	26	5	0	0-0	0
13 Tyler	30	26	4	0	0-0	2
14 Mitchell	28	28	0	0	2-43	0
15 Criter	15	10	5	0	0-0	1
16 Montgomery	13	10	3	0	0-0	0
17 O'Malley	10	7	3	0	0-0	1
18 Grant	9	7	2	0	0-0	1
19 Forsberg	8	7	1	1	1-7	0
20 Hackbert	7	4	3	0	0-0	0
21 Pitts	6	3	3	0	0-0	0
22 E. Smith	2	2	0	0	0-0	0
TOTALS	783	601	182	38	14-220	16

1973 GAMES STARTED

OFFENSE		DEFENSE	
QB Johnson, Charley	14	DE Alzado, Lyle	14
RB Armstrong, Otis	1	DE Chavous, Barney	14
RB Dawkins, Joe	14	DT Duranko, Pete	14
RB Little, Floyd	13	DT Smith, Paul	14
WR Moses, Haven	14	LB Graham, Tom	14
WR Simmons, Jerry	13	LB Jackson, Tom	4
WR Van Heusen, Bill	1	LB Laskey, Bill	11
TE Odums, Riley	14	LB May, Ray	10
C Maples, Bobby	14	LB Simone, Mike	3
T Current, Mike	14	CB Jones, Calvin	14
T Montgomery, Marv	10	CB Mitchell, Leroy	12
G Jackson, Larron	12	CB Montgomery, Randy	2
G Lyons, Tom	14	S Greer, Charles	10
G Schnitker, Mike	6	S Hackbart, Dale	2
		S Thompson, Billy	14
		S Tyler, Maurice	2

1973 COACHES

John Ralston (Head Coach), **Max Coley** (Offensive Coordinator/Backfield), **Joe Collier** (Defensive Coordinator/Defensive Backs), **Dick Coury** (Wide Receivers), **Jerry Frei** (Offensive Line), **Bob Gambold** (Linebackers), **Myrel Moore** (Special Teams), **Doc Ulrich** (Defensive Line).

1973 LEADERS / RANKINGS

INDIVIDUAL	PLAYER	NO.	AFC RANK	NFL RANK	NFL LEADER	NO.
Points	Turner	106	3	5t	Ray (LA)	130
Rushing Yards	Little	979	5	9	Simpson (BUF)	2,003
Passing Yards	Johnson	2,465	2	3	Gabriel (PHI)	3,219
Passer Rating	Johnson	75.3	4	11	Staubach (DAL)	94.6
Receiving Yards	Odums	629	7	14	Carmichael (PHI)	1,116
Receptions	Odums	43	10t	15t	Carmichael (PHI)	67
Interceptions	Jones	4	9t	22t	Anderson (MIA)/Wagner (PIT)	8

OFFENSE	NO.	AFC RANK	NFL RANK	NFL LEADER	NO.
Points Per Game	25.3	1	3	Los Angeles	27.7
Total Yards Per Game	319.5	3	6	Los Angeles	350.4
Yards Per Play	5.0	4	7	Miami	5.3
Rushing Yards Per Game	139.6	8	14	Buffalo	220.6
Net Passing Yards Per Game	179.9	1	3	Philadelphia	231.1

DEFENSE	NO.	AFC RANK	NFL RANK	NFL LEADER	NO.
Points Per Game	21.1	8	15	Miami	10.7
Total Yards Per Game	302.5	10	19	Los Angeles	210.8
Yards Per Play	4.9	8t	17t	Miami	3.7
Rushing Yards Per Game	128.2	3	6	Los Angeles	90.7
Net Passing Yards Per Game	174.3	13	24	Miami	92.1

1973 KEY AWARDS

Pro Bowl (4): RB Floyd Little, WR Haven Moses, TE Riley Odums, DT Paul Smith. **All-Pro** (2): TE Riley Odums, DT Paul Smith. **NFLPA Rookie of the Year**: DE Barney Chavous. **AP AFC Coach of the Year**: John Ralston.

1973 NFL STANDINGS

AFC EAST

Team	W	L	T	Pct	PF	PA
y-Miami	12	2	0	.857	343	150
Buffalo	9	5	0	.643	259	230
New England	5	9	0	.357	258	300
New York Jets	4	10	0	.286	240	306
Baltimore	4	10	0	.286	226	341

AFC CENTRAL

Team	W	L	T	Pct	PF	PA
y-Cincinnati	10	4	0	.714	286	231
x-Pittsburgh	10	4	0	.714	347	210
Cleveland	7	5	2	.571	234	255
Houston	1	13	0	.071	199	447

AFC WEST

Team	W	L	T	Pct	PF	PA
y-Oakland	9	4	1	.679	292	175
Kansas City	7	5	2	.571	231	192
Denver	7	5	2	.571	354	296
San Diego	2	11	1	.179	188	386

NFC EAST

Team	W	L	T	Pct	PF	PA
y-Dallas	10	4	0	.714	382	203
x-Washington	10	4	0	.714	325	198
Philadelphia	5	8	1	.393	310	393
St. Louis	4	9	1	.321	286	365
New York Giants	2	11	1	.179	226	362

NFC CENTRAL

Team	W	L	T	Pct	PF	PA
y-Minnesota	12	2	0	.857	296	168
Detroit	6	7	1	.464	271	247
Green Bay	5	7	2	.429	202	259
Chicago	3	11	0	.214	195	334

NFC WEST

Team	W	L	T	Pct	PF	PA
y-Los Angeles	12	2	0	.857	388	178
Atlanta	9	5	0	.643	318	224
San Francisco	5	9	0	.357	262	319
New Orleans	5	9	0	.357	163	312

x - Wild Card Qualifier; y - Division Title

DIVISIONAL PLAYOFF GAMES

- 12/22 - at Oakland 33, Pittsburgh 14
 12/22 - at Minnesota 27, Washington 20
 12/23 - at Miami 34, Cincinnati 16
 12/23 - at Dallas 27, Los Angeles 16

CONFERENCE CHAMPIONSHIPS

- 12/30 - at Miami 27, Oakland 10
 12/30 - Minnesota 27, at Dallas 10

SUPER BOWL VIII (HOUSTON)

- 1/13 - Miami 24, Minnesota 7

1972 FINAL STATISTICS (5-9)

Head Coach: John Ralston AFC West: 3rd Home Stadium: Mile High Stadium

Date	W-L	Score	Opponent	Attendance	RUSHING	No.	Yds.	Avg.	Long	TD
Sept 17	W	30-17	Houston	51,656	Little	216	859	4.0	55t	9
Sept 24	L	14-37	at San Diego	49,048	Anderson	72	319	4.4	40	1
Oct 1	L	24-45	Kansas City	51,656	Dawkins	56	243	4.4	19	2
Oct 8	L	10-21	at Cincinnati	55,812	Lynch	34	164	4.8	28	2
Oct 15	L	20-23	Minnesota	51,656	Van Heusen	3	76	25.3	66t	1
Oct 22	W	30-23	at Oakland	53,551	Odoms	5	72	14.4	27	0
Oct 29	L	20-27	Cleveland	51,656	Krieg	1	63	63.0	63	0
Nov 5	L	17-29	at New York Giants	62,689	Ramsey	5	15	3.0	8t	2
Nov 12	W	16-10	at Los Angeles	65,398	Moses	2	11	5.5	14	0
Nov 19	L	20-37	Oakland	51,656	Harrison	1	9	9.0	9	0
Nov 26	L	20-23	at Atlanta	58,850	OTHERS	14	7	0.5	0	0
Dec 3	L	21-24	at Kansas City	66,725	BRONCOS	409	1838	4.5	66t	17
Dec 10	W	38-13	San Diego	51,478	OPPONENTS	439	1668	3.8	51	15
Dec 17	W	45-21	New England	51,656						

TEAM STATISTICS				Den	Opp
TOTAL FIRST DOWNS				237	251
Rushing				87	102
Passing				132	123
Penalty				18	26
3RD DOWN: MADE/ATT				75/177	74/190
3rd Down Pct.				42.4	38.9
TOTAL NET YARDS				4472	3851
Avg. Per Game				319.4	275.1
Total Plays				831	876
Avg. Per Play				5.4	4.4
NET YARDS RUSHING				1838	1668
Avg. Per Game				131.3	119.1
Total Rushes				409	439
Avg. Per Rush				4.5	3.8
NET YARDS PASSING				2634	2183
Avg. Per Game				188.1	155.9
Sacked/Yards Lost				38/266	41/357
Gross Yards				2900	2540
Att./Completions				384/201	397/206
Completion Pct.				52.3	51.9
Had Intercepted				23	10
PUNTS/AVERAGE				60/40.1	66/45.2
PUNT RETURNS/AVG				28/11.1	28/8.9
KICKOFF RETURNS/AVG				55/22.8	54/23.1
MISC. RETURNS/AVG				18/30	15/81
INTERCEPTIONS/RET.				10/10.9	23/19.2
PENALTIES/YARDS				89/827	83/784
FUMBLES/BALL LOST				25/11	27/12
TOTAL POINTS				325	350
Avg. Points per Game				23.2	25.0
Touchdowns				38	41
By Rushing				17	15
By Passing				19	19
By Returns				2	7
Field Goals				20/29	21/33
Conversions				37	39

SCORE BY PERIODS						OT	Total
	1	2	3	4			
BRONCOS	85	92	54	94	—	—	325
OPPONENTS	35	120	81	114	—	—	350

SCORING										TD	Ru	Pa	Rt	PAT	FG	S	PTS
Turner	0	0	0	0	0	37/37	20/29	0	97								
Little	13	9	4	0	0/0	0/0	0/0	0	78								
Moses	5	0	5	0	0/0	0/0	0/0	0	30								
Masters	3	0	3	0	0/0	0/0	0/0	0	18								
Sherman	3	0	3	0	0/0	0/0	0/0	0	18								
Anderson	2	1	1	0	0/0	0/0	0/0	0	12								
Ramsey	2	2	0	0	0/0	0/0	0/0	0	12								
Simmons	2	0	2	0	0/0	0/0	0/0	0	12								
Dawkins	2	2	0	0	0/0	0/0	0/0	0	12								
Lynch	2	2	0	0	0/0	0/0	0/0	0	12								
Van Heusen	1	1	0	0	0/0	0/0	0/0	0	6								
Montgomery	1	0	0	1	0/0	0/0	0/0	0	6								
Odoms	1	0	1	0	0/0	0/0	0/0	0	6								
Greer	1	0	0	1	0/0	0/0	0/0	0	6								
BRONCOS	38	17	19	2	37/37	20/29	0	325									
OPPONENTS	41	15	19	7	39/39	21/33	1	350									

RECEIVING	No.	Yds.	Avg.	Long	TD
Sherman	38	661	17.4	55	3
Little	28	366	13.1	40	4
Masters	25	393	15.7	27	3
Anderson	23	216	9.3	40	1
Odoms	21	320	15.2	48	1
Dawkins	18	242	13.4	60	0
Simmons	17	235	13.8	35t	2
Moses	15	224	15.0	33	5
Lynch	7	75	10.7	17	0
Krieg	4	99	24.8	37	0
Van Heusen	4	59	14.8	25	0
C. Turner	1	10	10.0	10	0

OPPONENTS	206	2540	12.3	57t	19
INTERCEPTIONS	No.	Yds.	Avg.	Long	TD
Mitchell	3	27	9.0	27	0
Greer	2	18	9.0	17	0
Graham	2	10	5.0	7	0
Preece	1	30	30.0	30	0
R. Montgomery	1	20	20.0	20	0
Thompson	1	4	4.0	4	0
BRONCOS	10	109	10.9	30	0
OPPONENTS	23	441	19.2	61t	6

PUNTING	No.	Yds.	Avg.	Long	B
Van Heusen	60	2408	40.1	60	1
OPPONENTS	66	2980	45.2	69	0

PUNT RETURNS		No.	FC	Yds.	Avg.	Long	TD
Thompson	3	1	84	28.0	59	0	
Greer	3	0	66	22.0	65t	1	
Sherman	10	5	89	8.9	18	0	
Little	8	2	64	8.0	29	0	
OTHERS	4	0	7	1.8	5	0	
BRONCOS	28	8	310	11.1	65t	1	
OPPONENTS	28	19	249	8.9	66t	1	

KICKOFF RETURNS					
	No.	Yds.	Avg.	Long	TD
R. Montgomery	29	756	26.1	94t	1
C. Turner	1	25	25.0	25	0
Dawkins	15	357	23.8	28	0
Krieg	1	18	18.0	18	0
Little	3	48	16.0	22	0
Lynch	3	45	15.0	17	0
Anderson	1	13	13.0	13	0
OTHERS	2	-6	-3.0	-6	0
BRONCOS	55	1256	22.8	94t	1
OPPONENTS	54	1246	23.1	43	0

FIELD GOAL BREAKDOWN					
Distance	1-19	20-29	30-39	40-49	50+
Turner	6/6	2/3	6/8	6/11	0/1
OPPONENTS	4/4	5/5	4/7	7/14	1/3

TURNER: (15G,29G,40G) (1) (16G) (38G,47N) (37N,30N) (40N,44G,8G,27G) (32G,27N,43G) (40G) (46N,38G,12G,36G) (49G,45G,41N) (13G,38G,49N) (51N) (12G) (35G)

SACKS: Alzado 10.5, P. Smith 10.5, Duranko 4.5, Graham 3, McKoy 3, Myrtle 2.5, R. Jackson 2, Forsberg 1, Hoffman 1, Geddes 1, Domres 1, Team 1, **TOTAL 41.0**

PASSING	Att.	Comp.	Yds.	Comp. %	Yd./Att.	Sack/Lost	TD	TD %	Int	Int%	LG	Rtg.
Johnson	238	132	1783	55.5	7.49	12/82	14	5.9	14	5.9	60	74.6
Ramsey	137	65	1050	47.4	7.66	26/184	3	2.2	9	6.6	55	53.5
Little	2	2	43	100.0	21.50	0/0	1	50.0	0	0.0	35t	158.3
Anderson	3	1	14	33.3	4.67	0/0	1	3.3	0	0.0	14t	88.9
Ernst	4	1	10	25.0	2.50	0/0	0	0.0	0	0.0	10	39.6
BRONCOS	384	201	2900	52.3	7.55	38/266	19	4.9	23	6.0	60	68.7
OPPONENTS	397	206	2540	51.9	6.40	41/357	19	4.8	10	2.5	57t	77.4

1972 DEFENSIVE STATS

(based on unofficial press box statistics)

	TT	UT	A	SACKS	I-YDS	FR
1 Graham	73	55	18	3	2-10	1
2 Alzado	72	54	18	10.5	0-0	5
3 P. Smith	70	53	17	10.5	0-0	0
4 Greer	56	44	12	0	2-18	1
5 Preece	47	37	10	0	1-30	2
6 Mitchell	46	40	6	0	3-27	0
7 Duranko	43	32	11	4.5	0-0	0
8 Myrtle	40	32	8	2.5	0-0	0
9 Geddes	39	32	7	1	0-0	0
10 Voss	36	26	10	0	0-0	0
11 Forsberg	35	22	13	1	0-0	1
12 McKoy	31	27	4	3	0-0	0
Montgomery	31	26	5	0	1-20	1
14 Thompson	27	24	3	0	1-4	0
15 Simone	18	13	5	0	0-0	1
16 Saines	17	11	6	0	0-0	0
17 Domres	11	10	1	1	0-0	0
18 R. Jackson	10	8	2	2	0-0	0
19 Parish	8	6	2	0	0-0	0
20 Criter	6	5	1	0	0-0	0
21 Hoffman	3	1	2	1	0-0	0
22 West	1	1	0	0	0-0	0
23 Team	0	0	0	1	0-0	0
TOTALS	720	559	161	41	10-109	12

1972 GAMES STARTED

OFFENSE		DEFENSE	
OB Johnson, Charley	9	DE Alzado, Lyle	14
OB Ramsey, Steve	5	DE Domres, Tom	3
RB Anderson, Bobby	9	DE Hoffman, John	1
RB Dawkins, Joe	5	DE Jackson, Rich	4
RB Little, Floyd	14	DE Voss, Lloyd	7
WR Harrison, Dwight	1	DT Duranko, Pete	13
WR Moses, Haven	6	DT Smith, Paul	14
WR Sherman, Rod	13	LB Forsberg, Fred	6
WR Simmons, Jerry	8	LB Geddes, Bob	3
TE Masters, Billy	14	LB Graham, Tom	9
C Goeddeke, George	1	LB McKoy, Bill	9
C Kaminski, Larry	9	LB Myrtle, Chip	14
C Mapples, Bobby	4	LB Parish, Don	1
T Current, Mike	14	CB Mitchell, Leroy	14
T Montgomery, Marv	14	CB Montgomery, Randy	8
G Jackson, Laron	14	S Greer, Charles	14
G Lyons, Tommy	9	S Preece, Steve	9
G Schnitker, Mike	5	S Saines, George	3
		S/CB Thompson, Billy	8

1972 COACHES

John Ralston (Head Coach), **Max Coley** (Offensive Coordinator/Backfield), **Joe Collier** (Defensive Coordinator/Defensive Backs), **Dick Coury** (Wide Receivers), **Jerry Frei** (Offensive Line), **Bob Gambold** (Linebackers), **Myrel Moore** (Special Teams), **Doc Ulrich** (Defensive Line).

1972 LEADERS / RANKINGS

INDIVIDUAL	PLAYER	NO.	AFC RANK	NFL RANK	NFL LEADER	NO.
Points	Turner	97	51	91	Marcol (GB)	128
Rushing Yards	Little	859	8	14	Simpson (BUF)	1251
Passing Yards	Johnson	1,783	8	17	Namath (NYJ)	2,816
Passer Rating	Johnson	74.6	3	8	Kilmer (WAS)	84.8
Receiving Yards	Sherman	661	9	16	Jackson (PHI)	1,048
Receptions	Sherman	38	141	251	Jackson (PHI)	62
Interceptions	Mitchell	3	261	451	Bradley (PHI)	9

OFFENSE	NO.	AFC RANK	NFL RANK	NFL LEADER	NO.
Points Per Game	23.2	5	9	Miami	27.5
Total Yards Per Game	319.4	4	5	Miami	369.7
Yards Per Play	5.4	3	2	New York Jets	5.8
Rushing Yards Per Game	131.3	10	18	Miami	211.4
Net Passing Yards Per Game	188.1	2	3	New York Jets	198.4

DEFENSE	NO.	AFC RANK	NFL RANK	NFL LEADER	NO.
Points Per Game	25.0	10	21	Miami	12.2
Total Yards Per Game	275.1	4	9	Miami	235.5
Yards Per Play	4.4	3	5	Pittsburgh	4.2
Rushing Yards Per Game	119.1	2	4	Dallas	108.2
Net Passing Yards Per Game	155.9	8	16	Minnesota	121.4

1972 KEY AWARDS

Pro Bowl (1): DT Paul Smith.

1972 NFL STANDINGS

AFC EAST

Team	W	L	T	Pct	PF	PA
y-Miami	14	0	0	1.000	385	171
New York Jets	7	7	0	.500	367	324
Baltimore	5	9	0	.357	235	252
Buffalo	4	9	1	.321	257	377
New England	3	11	0	.214	192	446

AFC CENTRAL

Team	W	L	T	Pct	PF	PA
y-Pittsburgh	11	3	0	.786	343	175
x-Cleveland	10	4	0	.714	268	249
Cincinnati	8	6	0	.571	299	229
Houston	1	13	0	.071	164	380

AFC WEST

Team	W	L	T	Pct	PF	PA
y-Oakland	10	3	1	.750	365	248
Kansas City	8	6	0	.571	287	254
Denver	5	9	0	.357	325	350
San Diego	4	9	1	.321	264	344

NFC EAST

Team	W	L	T	Pct	PF	PA
y-Washington	11	3	0	.786	336	218
x-Dallas	10	4	0	.714	319	240
New York Giants	8	6	0	.571	331	247
St. Louis	4	9	1	.321	193	303
Philadelphia	2	11	1	.179	145	352

NFC CENTRAL

Team	W	L	T	Pct	PF	PA
y-Green Bay	10	4	0	.714	304	226
Detroit	8	5	1	.607	339	290
Minnesota	7	7	0	.500	301	252
Chicago	4	9	1	.321	225	275

NFC WEST

Team	W	L	T	Pct	PF	PA
y-San Francisco	8	5	1	.607	353	249
Atlanta	7	7	0	.500	269	274
Los Angeles	6	7	1	.464	291	286
New Orleans	2	11	1	.179	215	361

x - Wild Card Qualifier; y - Division Title

DIVISIONAL PLAYOFF GAMES

12/23 - at Pittsburgh 13, Oakland 7
 12/23 - Dallas 30, at San Francisco 28
 12/24 - at Miami 20, Cleveland 14
 12/24 - at Washington 16, Green Bay 3

CONFERENCE CHAMPIONSHIPS

12/31 - Miami 21, at Pittsburgh 17
 12/31 - at Washington 26, Dallas 3

SUPER BOWL VII (Los Angeles)

1/14 - Miami 14, Washington 7



1971 FINAL STATISTICS (4-9-1)

Head Coach: Lou Saban (9) / Jerry Smith (5) AFC West: 4th Home Stadium: Mile High Stadium

Date	W-L	Score	Opponent	Attendance	RUSHING	No.	Yds.	Avg.	Long	TD
Sept 19	T	10-10	Miami	51,228	Little	284	1133	4.0	40	6
Sept 26	L	13-34	at Green Bay	47,957	Anderson	139	533	3.8	36	3
Oct 3	L	3-16	Kansas City	51,200	Lynch	26	162	6.2	23	0
Oct 10	L	16-27	Oakland	51,200	Masters	7	71	10.1	37	0
Oct 17	W	20-16	San Diego	51,200	Post	18	44	2.4	16	0
Oct 24	W	27-0	at Cleveland	75,674	C. Turner	17	43	2.5	9	0
Oct 31	L	16-17	at Philadelphia	65,358	Harrison	5	36	7.2	16	0
Nov 7	L	20-24	Detroit	51,200	Mosier	4	31	7.8	29	0
Nov 14	L	10-24	Cincinnati	51,200	Horn	6	15	2.5	10	0
Nov 21	L	10-28	at Kansas City	49,945	Van Heusen	1	10	10.0	10	0
Nov 28	W	22-10	at Pittsburgh	39,710	Simmons	1	7	7.0	7	0
Dec 5	W	6-3	Chicago	51,200	Ramsey	3	6	2.0	6	0
Dec 12	L	17-45	at San Diego	44,347	Gehrke	1	2	2.0	2	0
Dec 19	L	13-21	at Oakland	54,651	BRONCOS	512	2093	4.3	40	9
					OPPONENTS	426	1834	4.3	54	11

TEAM STATISTICS			Den	Opp						
TOTAL FIRST DOWNS			217	206	RECEIVING	No.	Yds.	Avg.	Long	TD
Rushing			102	90	Anderson	37	353	9.5	31	1
Passing			105	91	Masters	27	382	14.1	25	1
Penalty			10	25	Little	26	255	9.8	74	0
TOTAL NET YARDS			4158	3819	Simmons	25	403	16.1	47	1
Avg. Per Game			297.0	272.9	Harrison	19	265	13.9	43t	2
Total Plays			891	825	Gehrke	14	254	18.1	48	0
Avg. Per Play			4.7	4.6	Whalen	7	124	17.7	35	0
NET YARDS RUSHING			2093	1834	C. Turner	7	65	9.3	17	1
Avg. Per Game			149.5	131.0	Post	4	46	11.5	15	1
Total Rushes			512	426	Mosier	3	36	12.0	19	0
Avg. Per Rush			4.1	4.3	Lynch	2	42	21.0	40t	1
NET YARDS PASSING			2065	1985	Bowdell	1	19	19.0	19	0
Avg. Per Game			147.5	141.8	Van Heusen	1	10	10.0	10	0
Sacked/Yards Lost			22/178	44/435	Washington	1	0	0.0	0	0
Gross Yards			2243	2420	Schnitker	1	-11	-11.0	-11	0
Att./Completions			357/175	356/150	BRONCOS	175	2243	12.8	74	8
Completion Pct.			49.0	42.1	OPPONENTS	150	2420	16.1	77	18

SCORE BY PERIODS	1	2	3	4	OT	Total
BRONCOS	39	62	32	70	—	203
OPPONENTS	54	74	86	61	—	275

SCORING	TD	Ru	Pa	Rt	PAT	FG	\$	PTS
Turner	0	0	0	0	18/18	25/38	0	93
Little	6	6	0	0	0/0	0/0	0	36
Anderson	4	3	1	0	0/0	0/0	0	24
Harrison	2	0	2	0	0/0	0/0	0	12
Lynch	1	0	1	0	0/0	0/0	1	8
Post	1	0	1	0	0/0	0/0	0	6
Simmons	1	0	1	0	0/0	0/0	0	6
Masters	1	0	1	0	0/0	0/0	0	6
Forsberg	1	0	0	1	0/0	0/0	0	6
C. Turner	1	0	1	0	0/0	0/0	0	6
BRONCOS	18	9	8	1	18/18	25/38	1	203
OPPONENTS	32	11	18	3	32/32	17/34	0	275

PASSING	Att.	Comp.	Yds.	Comp.%	Yd./Att.	Sack/Lost	TD	TD%	Int	Int%	LG	Rtg.
Ramsey	178	84	1120	47.2	6.29	13/105	5	2.8	13	7.3	47	46.6
Horn	173	89	1056	51.4	6.10	8/67	3	1.7	14	8.1	74	42.4
Anderson	3	1	48	33.3	16.00	1/6	0	0.0	0	0.0	48	81.9
Gehrke	2	1	19	50.0	9.50	0/0	0	0.0	0	0.0	19	83.3
Little	1	0	0	0.0	0.00	0/0	0	0.0	0	0.0	—	39.6
Van Heusen	1	0	0	0.0	0.00	0/0	0	0.0	0	0.0	—	39.6
BRONCOS	358	175	2243	48.9	6.27	22/178	8	2.2	27	7.5	74	44.9
OPPONENTS	356	150	2420	42.1	6.80	44/435	18	5.1	20	5.6	77	59.0

SACKS: P. Smith 12, Alzado 8, Costa 6, Forsberg 4, R. Jackson 3.5, Campbell 2.5, Domres 2, Underwood 2, Inman 2, Myrtle 1, Washington 1, **TOTAL 44.0**



1971 DEFENSIVE STATS

(based on unofficial press box statistics)

	TT	UT	A	SACKS	I-YDS	FR
1 Forsberg	73	54	19	4	3-75	0
2 Saimes	56	46	10	0	0-0	1
3 Alzado	55	42	13	8	0-0	0
4 P. Smith	52	34	18	12	0-0	1
5 Myrtle	40	30	10	1	3-64	4
6 Thompson	38	31	7	0	5-83	1
Costa	38	25	13	6	0-0	3
8 Greer	37	28	9	0	3-32	0
9 Washington	35	29	6	1	1-8	1
10 Underwood	32	25	7	2	1-5	0
11 Mitchell	27	25	2	0	2-0	1
12 Jackson	22	14	8	3.5	0-0	1
13 Domres	19	12	7	2	0-0	0
14 Inman	15	10	5	2	0-0	1
15 Campbell	14	10	4	2.5	0-0	0
16 McKoy	8	7	1	0	0-0	0
Montgomery	8	6	2	0	0-0	0
18 Gordon	7	7	0	0	2-21	0
19 Criter	3	2	1	0	0-0	0
Byrd	3	1	2	0	0-0	0
21 Barnes	1	1	0	0	0-0	0
TOTALS	583	439	144	44	20-288	14

1971 GAMES STARTED

OFFENSE	DEFENSE
QB Horn, Don	9 DE Alzado, Lyle
QB Ramsey, Steve	5 DE Campbell, Carter
RB Anderson, Bobby	13 DE Jackson, Rich
RB Little, Floyd	13 DT Costa, Dave
RB Lynch, Fran	1 DT Domres, Tom
RB Post, Dickie	1 DT Inman, Jerry
WR Gehrke, Jack	10 DT Smith, Paul
WR Harrison, Dwight	5 LB Forsberg, Fred
WR Mosier, John	1 LB Myrtle, Chip
WR Simmons, Jerry	12 LB Underwood, Olen
TE Masters, Billy	12 LB Washington, Dave
TE Whalen, Jim	2 CB Mitchell, Leroy
C/G Goeddeke, George	12 CB Thompson, Billy
C Kaminski, Larry	3 S Greer, Charles
T Current, Mike	14 S Saimes, George
T Shoals, Roger	14
G Brunelli, Sam	4
G Jackson, Larron	9
G Lyons, Tommy	1
G Schnitker, Mike	13

1971 COACHES

Lou Saban (Head Coach - First 9 Gms.), **Joe Collier** (Defensive Secondary), **Whitey Dovell** (Special Teams/Tight Ends), **Hunter Enis** (Offensive Backfield), **Stan Jones** (Defensive Line), **Jerry Smith** (Offensive Line / Head Coach - Final 5 Gms.).

1971 LEADERS / RANKINGS

INDIVIDUAL	PLAYER	NO.	AFC RANK	NFL RANK	NFL LEADER	NO.
Points	Turner	93	4	7	Yepremian (MIA)	117
Rushing Yards	Little	1,133	1	1	Little (DEN)	1,133
Passing Yards	Ramsey	1,120	12	26	Hadi (SD)	3,075
Passer Rating	Ramsey	46.6	9	19	Staubach (DAL)	104.8
Receiving Yards	Simmons	403	26	53	Taylor (KC)	1,110
Receptions	Anderson	37	17	29t	Bieleitnikoff (OAK)	61
Interceptions	Thompson	5	8t	19t	Bradley (PHI)	11
OFFENSE	NO.	AFC RANK	NFL RANK	NFL LEADER	NO.	
Points Per Game	14.5	12	24	Dallas	29.0	
Total Yards Per Game	297.0	6	11	Dallas	359.6	
Yards Per Play	4.7	6	9t	Three Teams	5.5	
Rushing Yards Per Game	149.5	5	10	Miami	173.5	
Net Passing Yards Per Game	147.5	8	17	San Diego	223.9	
DEFENSE	NO.	AFC RANK	NFL RANK	NFL LEADER	NO.	
Points Per Game	19.6	6	12	Minnesota	9.9	
Total Yards Per Game	272.9	5	10	Baltimore	203.7	
Yards Per Play	4.6	3t	6t	Baltimore	3.8	
Rushing Yards Per Game	131.0	8	14	Baltimore	79.5	
Net Passing Yards Per Game	141.8	3	5	Atlanta	117.0	

1971 KEY AWARDS

Pro Bowl (2): DE Rich Jackson, RB Floyd Little. **All-Pro (1):** RB Floyd Little.

1971 NFL STANDINGS

AFC EAST

Team	W	L	T	Pct	PF	PA
y-Miami	10	3	1	.769	315	174
x-Baltimore	10	4	0	.714	313	140
New England	6	8	0	.429	238	325
New York Jets	6	8	0	.429	212	299
Buffalo	1	13	0	.071	184	394

AFC CENTRAL

Team	W	L	T	Pct	PF	PA
y-Cleveland	9	5	0	.643	285	273
Pittsburgh	6	8	0	.429	246	292
Houston	4	9	1	.308	251	330
Cincinnati	4	10	0	.286	284	265

AFC WEST

Team	W	L	T	Pct	PF	PA
y-Kansas City	10	3	1	.769	302	208
Oakland	8	4	2	.667	344	278
San Diego	6	8	0	.429	311	341
Denver	4	9	1	.308	203	275

NFC EAST

Team	W	L	T	Pct	PF	PA
y-Dallas	11	3	0	.786	406	222
x-Washington	9	4	1	.692	276	190
Philadelphia	6	7	1	.462	221	302
St. Louis	4	9	1	.308	231	279
New York Giants	4	10	0	.286	228	362

NFC CENTRAL

Team	W	L	T	Pct	PF	PA
y-Minnesota	11	3	0	.786	245	139
Detroit	7	6	1	.538	341	286
Chicago	6	8	0	.429	185	276
Green Bay	4	8	2	.333	274	298

NFC WEST

Team	W	L	T	Pct	PF	PA
y-San Francisco	9	5	0	.643	300	216
Los Angeles	8	5	1	.615	313	260
Atlanta	7	6	1	.538	274	277
New Orleans	4	8	2	.333	266	347

x - Wild Card Qualifier; y - Division Title
(NOTE - in 1971 tie games were not included in winning percentage)

DIVISIONAL PLAYOFF GAMES

- 12/25 - Miami 27, at Kansas City 24 (OT)
 12/25 - Dallas 20, at Minnesota 12
 12/26 - Baltimore 20, at Cleveland 3
 12/26 - at San Francisco 24, Washington 20

CONFERENCE CHAMPIONSHIPS

- 1/2 - at Miami 21, Baltimore 0
 1/2 - at Dallas 14, San Francisco 3

SUPER BOWL VI (NEW ORLEANS)

- 1/16 - Dallas 24, Miami 3

1970 FINAL STATISTICS (5-8-1)

Head Coach: Lou Saban AFC West: 4th Home Stadium: Mile High Stadium

Date	W-L	Score	Opponent	Attendance	RUSHING	No.	Yds.	Avg.	Long	TD
Sept 20	W	25-10	at Buffalo	34,882	Little	209	901	4.3	80t	3
Sept 27	W	16-13	Pittsburgh	50,705	Anderson	83	368	4.4	27t	4
Oct 4	W	26-13	Kansas City	50,705	Crenshaw	69	200	2.9	25	5
Oct 11	L	23-35	at Oakland	54,436	Turner	29	106	3.7	12	2
Oct 18	W	24-10	Atlanta	50,705	Pastrana	14	89	6.4	14	1
Oct 25	L	14-19	at San Francisco	39,515	Lynch	20	81	4.1	19	1
Nov 1	L	3-19	Washington	50,705	Liske	7	42	6.0	14	1
Nov 8	L	21-24	at San Diego	48,327	Tensi	4	14	3.5	15	0
Nov 15	L	19-24	Oakland	50,959	Haffner	1	1	1.0	1	0
Nov 22	W	31-6	at New Orleans	66,837	BRONCOS	436	1802	4.1	80t	17
Nov 29	L	21-31	at Houston	35,733	OPPONENTS	409	1351	3.3	65t	7
Dec 6	L	0-16	at Kansas City	50,454						
Dec 13	T	17-17	San Diego	50,959						
Dec 20	L	13-27	Cleveland	51,001						

TEAM STATISTICS	Den	Opp
TOTAL FIRST DOWNS	217	199
Rushing	87	67
Passing	112	118
Penalty	18	14
TOTAL NET YARDS	3827	3705
Avg. Per Game	273.4	264.6
Total Plays	883	838
Avg. Per Play	4.3	4.4
NET YARDS RUSHING	1802	1351
Avg. Per Game	128.7	96.5
Total Rushes	436	409
Avg. Per Rush	4.1	3.3
NET YARDS PASSING	2025	2354
Avg. Per Game	144.6	168.1
Sacked/Yards Lost	44/333	50/456
Gross Yards	2358	2810
Att./Completions	403/183	379/191
Completion Pct.	45.4	50.4
Had Intercepted	28	16
Avg. Gain per Attempt	5.0	6.2
Avg. Gain per Completion	12.9	14.7
PUNTS/AVERAGE	87/42.9	89/44.9
Had Blocked	0	0
PUNT RETURNS	63/556	56/416
Avg. Per Return	8.8	7.4
KICKOFF RETURNS	49/1114	24/544
Avg. Per Return	22.7	22.7
INTERCEPTIONS/RET.	16/220	28/213
PENALTIES/YARDS	94/887	82/802
FUMBLES/BALL LOST	23/13	35/16
TOUCHDOWNS	28	28
Rushing	17	7
Passing	11	20
Others (see individuals)	0	1
POINTS AFTER TOUCHDOWN	27	27
FIELD GOALS	18/32	23/36
Distance	1-19	20-29
Howfield	2/3	3/6

SCORE BY PERIODS	1	2	3	4	OT	Total
BRONCOS	44	60	45	104	—	253
OPPONENTS	74	93	57	40	—	264

SCORING	TD	Ru	Pa	Rt	PAT	FG	S	PTS
Hensfield	0	0	0	0	27/28	18/32	0	81
Crenshaw	6	5	1	0	0/0	0/0	0	36
Anderson	4	4	0	0	0/0	0/0	0	24
Little	3	3	0	0	0/0	0/0	0	18
Whalen	3	0	3	0	0/0	0/0	0	18
Denson	2	0	2	0	0/0	0/0	0	12
Masters	2	0	2	0	0/0	0/0	0	12
Turner	2	2	0	0	0/0	0/0	0	12
Van Heusen	2	0	2	0	0/0	0/0	0	12
Haffner	1	0	1	0	0/0	0/0	0	6
Liske	1	1	0	0	0/0	0/0	0	6
Lynch	1	1	0	0	0/0	0/0	0	6
Pastrana	1	1	0	0	0/0	0/0	0	6
Washington	0	0	0	0	0/0	0/0	1	2
TEAM	0	0	0	0	0/0	0/0	1	2
BRONCOS	28	17	11	0	27/28	18/32	2	253
OPPONENTS	28	7	20	1	27/28	23/36	0	264

PASSING	Att.	Comp.	Yds.	Comp.%	Yd./Att.	Sack/Lost	TD	TD%	Int	Int%	LG	Rtg.
Liske	238	112	1340	47.1	5.63	28/228	7	2.9	11	4.6	74	55.3
Tensi	80	38	539	47.5	6.74	6/35	3	3.8	8	10.0	42	42.7
Pastrana	75	29	420	38.7	5.60	8/60	1	1.3	9	12.0	58t	22.5
Anderson	7	4	59	57.1	8.43	1/5	0	0.0	0	0.0	25	84.8
Van Heusen	1	0	0	0.0	0.00	0/0	0	0.0	0	0.0	—	39.6
Little	2	0	0	0.0	0.00	1/5	0	0.0	0	0.0	—	39.6
BRONCOS	403	193	2358	45.4	5.85	44/333	11	2.7	28	6.9	74	44.5
OPPONENTS	379	191	2810	50.4	7.41	50/456	20	5.3	16	4.2	63t	75.0

RECEIVING	No.	Yds.	Avg.	Long	TD
Denson	47	646	13.7	42	2
Whalen	36	503	14.0	34	3
Crenshaw	18	105	5.8	35	1
Little	17	161	9.5	39	0
Van Heusen	16	382	23.9	74	2
Haffner	12	196	16.3	28t	1
Anderson	9	140	15.6	37	0
Masters	9	83	9.2	18	2
Turner	8	23	2.9	11	0
Lynch	7	69	9.9	36	0
Embree	4	50	12.5	20	0
BRONCOS	183	2358	12.9	74	11
OPPONENTS	191	2810	14.7	63t	20

INTERCEPTIONS	No.	Yds.	Avg.	Long	TD
Martha	6	99	16.5	50	0
Greer	4	20	5.0	15	0
Gordon	3	26	8.7	24	0
Thompson	2	65	32.5	33	0
Wade	1	10	10.0	10	0
BRONCOS	16	220	13.8	50	0
OPPONENTS	28	213	7.6	26	0

PUNTING	No.	Yds.	Avg.	Long	B
Van Heusen	87	3732	42.9	64	0
OPPONENTS	89	3998	44.9	68	0

PUNT RETURNS	No.	FC	Yds.	Avg.	Long	TD
Thompson	23	1	233	10.1	45	0
Greer	14	4	123	8.8	38	0
Little	22	3	187	8.5	24	0
Jaquess	4	5	13	3.3	7	0
BRONCOS	63	13	556	8.8	45	0
OPPONENTS	56	16	416	7.4	60	0

KICKOFF RETURNS	No.	Yds.	Avg.	Long	TD
Anderson	21	520	24.8	39	0
Thompson	9	188	20.9	29	0
Hendren	8	197	24.6	30	0
Little	6	126	21.0	28	0
Criter	2	20	10.0	10	0
Turner	1	31	31.0	31	0
Washington	1	20	20.0	20	0
Myrtle	1	1	1.0	1	0
Lynch	0	11	—	11	0
BRONCOS	49	1114	22.7	39	0
OPPONENTS	24	544	22.7	51	0

*return yardage gained by lateral

SACKS: P. Smith 11.5, Jackson 10, Costa 9, Duranko 7, Washington 5.5, Myrtle 3, Cunningham 1, Greer 1, Inman 0.5, Roche 0.5, Team 1, **TOTAL 50.0**

1970 DEFENSIVE STATS

(based on unofficial press box statistics)

	TT	UT	A	SACKS	I-YDS	FR
1 Jackson	88	64	24	10	0-0	0
2 Forsberg	85	65	20	0	0-0	1
3 P. Smith	79	59	20	11.5	0-0	0
4 Costa	68	44	24	9	0-0	3
5 Martha	64	41	23	0	6-99	0
6 Greer	63	51	12	1	4-20	3
7 Washington	48	36	12	5.5	0-0	1
8 Duranko	47	41	6	7	0-0	0
9 Cunningham	39	23	16	1	0-0	2
10 Gordon	38	33	5	0	3-26	0
11 Thompson	30	25	5	0	2-65	1
12 Saines	23	17	6	0	0-0	0
13 Jaquess	22	18	4	0	0-0	0
Myrtle	22	13	9	3	0-0	1
15 Inman	16	7	9	0.5	0-0	0
16 Roche	13	10	3	0.5	0-0	0
17 Butler	10	9	1	0	0-0	0
18 Criter	8	5	3	0	0-0	1
19 Wade	7	5	2	0	1-10	0
20 Edgersson	6	5	1	0	0-0	0
21 Garrett	2	2	0	0	0-0	0
22 Barnes	1	1	0	0	0-0	0
23 Team	0	0	0	0.5	0-0	0
TOTALS	779	574	205	49.5	16-220	13

1970 GAMES STARTED

OFFENSE			DEFENSE		
QB Liske, Pete	9		DE Duranko, Pete	14	
QB Pastrana, Al	3		DE Jackson, Rich	14	
QB Tensi, Steve	2		DT Costa, Dave	14	
RB Crenshaw, Willis	12		DT Smith, Paul	14	
RB Little, Floyd	14		LB Criter, Ken	1	
RB Lynch, Fran	2		LB Cunningham, Carl	14	
WR Denson, Al	14		LB Forsberg, Fred	13	
WR Embree, John	1		LB Inman, Jerry	1	
WR Hafner, Mike	7		LB Myrtle, Chip	2	
WR Van Heusen, Bill	5		LB Washington, Dave	11	
TE Masters, Billy	2		CB Gordon, Cornell	14	
TE Whalen, Jim	13		CB Jaquess, Pete	2	
C Kaminski, Larry	14		CB Mitchell, Alvin	1	
T Alexakos, Steve	1		CB Thompson, Billy	9	
T Bachman, Jay	1		CB Wade, Bob	2	
T Brunelli, Sam	12		S Greer, Charles	14	
T Current, Mike	14		S Martha, Paul	12	
G Goeddeke, George	14		S Saines, George	2	
G Schnitker, Mike	2				
G Young, Bob	12				

1970 COACHES

Lou Saban (Head Coach), **Joe Collier** (Defensive Backfield), **Whitey Dovel** (Offensive Line), **Hunter Enis** (Offensive Backfield), **Stan Jones** (Defensive Line), **Dick MacPherson** (Linebackers), **Sam Rutigliano** (Wide Receivers).

1970 LEADERS / RANKINGS

INDIVIDUAL	PLAYER	NO.	AFC RANK	NFL RANK	NFL LEADER	NO.
Points	Howfield	81	7	16	Cox (MIN)	125
Rushing Yards	Little	901	1	4	Brown (WAS)	1,125
Passing Yards	Liske	1,340	11	23	Brodie (SF)	2,941
Passer Rating	Liske	55.3	10	22	Brodie (SF)	93.8
Receiving Yards	Denson	646	10	21	Washington (SF)	1,100
Receptions	Denson	47	21	10t	Gordon (CHI)	71
Interceptions	Martha	6	4t	9t	Robinson (KC)	10

OFFENSE	NO.	AFC RANK	NFL RANK	NFL LEADER	NO.
Points Per Game	18.1	9	18	San Francisco	25.1
Total Yards Per Game	273.4	10	18	Oakland	344.9
Yards Per Play	4.3	12	21t	Oakland/St. Louis	5.3
Rushing Yards Per Game	128.7	5	9	Dallas	164.3
Net Passing Yards Per Game	144.6	9	19	San Francisco	208.8

DEFENSE	NO.	AFC RANK	NFL RANK	NFL LEADER	NO.
Points Per Game	18.9	5	12	Minnesota	10.2
Total Yards Per Game	264.6	3	7	Minnesota	200.2
Yards Per Play	4.4	21t	6t	Minnesota	3.4
Rushing Yards Per Game	96.5	2	3	Detroit	82.3
Net Passing Yards Per Game	168.1	8	18	Minnesota	102.7

1970 KEY AWARDS

Pro Bowl (2): DE Rich Jackson, RB Floyd Little. **All-Pro (2):** DE Rich Jackson, RB Floyd Little.

1970 NFL STANDINGS

AFC EAST

Team	W	L	T	Pct	PF	PA
y-Baltimore	11	2	1	.846	321	234
x-Miami	10	4	0	.714	297	228
New York Jets	4	10	0	.286	255	286
Buffalo	3	10	1	.231	204	337
Boston	2	12	0	.143	149	361

AFC CENTRAL

Team	W	L	T	Pct	PF	PA
y-Cincinnati	8	6	0	.571	312	255
Cleveland	7	7	0	.500	286	265
Pittsburgh	5	9	0	.357	210	272
Houston	3	10	1	.231	217	352

AFC WEST

Team	W	L	T	Pct	PF	PA
y-Oakland	8	4	2	.667	300	293
Kansas City	7	5	2	.583	272	244
San Diego	5	6	3	.455	282	278
Denver	5	8	1	.385	253	264

NFC EAST

Team	W	L	T	Pct	PF	PA
y-Dallas	10	4	0	.714	299	221
New York Giants	9	5	0	.643	301	270
St. Louis	8	5	1	.615	325	228
Washington	6	8	0	.429	297	314
Philadelphia	3	10	1	.231	241	332

NFC CENTRAL

Team	W	L	T	Pct	PF	PA
y-Minnesota	12	2	0	.857	335	143
x-Detroit	10	4	0	.714	347	202
Green Bay	6	8	0	.429	196	293
Chicago	6	8	0	.429	256	261

NFC WEST

Team	W	L	T	Pct	PF	PA
y-San Francisco	10	3	1	.769	352	267
Los Angeles	9	4	1	.692	325	202
Atlanta	4	8	2	.333	206	261
New Orleans	2	11	1	.154	172	347

x - Wild Card Qualifier; y - Division Title
(NOTE - in 1970 tie games were not included in winning percentage)

DIVISIONAL PLAYOFF GAMES

12/26 - at Baltimore 17, Cincinnati 0

12/26 - at Dallas 5, Detroit 0

12/27 - at Oakland 21, Miami 14

12/27 - San Francisco 17, at Minnesota 14

CONFERENCE CHAMPIONSHIPS

1/3 - at Baltimore 27, Oakland 17

1/3 - Dallas 17, at San Francisco 10

SUPER BOWL V (MIAMI)

1/17 - Baltimore 16, Dallas 13

1969 FINAL STATISTICS (5-8-1)

Head Coach: Lou Saban AFL West: 4th Home Stadium: Mile High Stadium

Date	W-L	Score	Opponent	Attendance	RUSHING	No.	Yds.	Avg.	Long	TD
Sept 14	W	35-7	Boston	43,482	Little	146	729	5.0	48t	6
Sept 21	W	21-19	New York Jets	50,583	Lynch	96	407	4.2	54	2
Sept 28	L	28-41	at Buffalo	40,302	Quayle	57	183	3.2	17	0
Oct 5	L	13-26	Kansas City	50,564	Smiley	56	166	3.0	26	3
Oct 12	L	14-24	Oakland	49,511	Tensi	12	63	5.3	17	0
Oct 19	W	30-23	at Cincinnati	27,920	Liske	10	50	5.0	19	0
Oct 26	L	21-24	at Houston	45,348	Williams	10	18	1.8	8	1
Nov 2	W	13-0	San Diego	45,511	Denson	1	9	9.0	9	0
Nov 9	L	10-41	at Oakland	54,416	Burnett	5	9	1.8	5	0
Nov 16	T	20-20	Houston	45,002	Jones	1	3	3.0	3	0
Nov 23	L	24-45	at San Diego	34,664	BRONCOS	394	1637	4.2	54	12
Nov 27	L	17-31	at Kansas City	48,773	OPPONENTS	436	1709	3.9	43t	15
Dec 7	L	24-27	at Miami	25,332						
Dec 14	W	27-16	Cincinnati	42,198						

TEAM STATISTICS	Den	Opp	Jeffson	53	809	15.3	62t	10
TOTAL FIRST DOWNS	243	278	Haffner	35	563	16.1	46	5
Rushing	87	95	Embree	29	469	16.2	79t	5
Passing	130	151	Little	19	218	11.5	67t	1
Penalty	26	30	Quayle	11	167	15.2	71	0
TOTAL NET YARDS	4161	4641	Beer	9	200	22.2	48	0
Avg. Per Game	297.2	331.5	Pivec	9	117	13.0	18	0
Total Plays	841	918	Lynch	9	86	9.6	19	0
Avg. Per Play	4.9	5.1	Williams	5	56	11.2	14	0
NET YARDS RUSHING	1637	1709	Smiley	5	23	4.6	17t	1
Avg. Per Game	116.9	122.1	Buckman	4	48	12.0	20	1
Total Rushes	394	436	Van Heusen	3	64	31.3	36	0
Avg. Per Rush	4.2	3.9	Pastrana	1	15	15.0	15	0
NET YARDS PASSING	2524	2932	BRONCOS	192	2835	14.8	79t	23
			OPPONENTS	223	3295	14.8	86t	19

SCORE BY PERIODS	1	2	3	4	OT	Total	KICKOFF RETURNS	No.	Yds.	Avg.	Long	TD
BRONCOS	72	89	61	75	—	297	Thompson	18	513	28.5	63	0
OPPONENTS	67	86	86	105	—	344	Williams	23	574	25.0	38	0
							Burrell	6	108	18.0	30	0
SCORING	TD	Ru	Pa	Rt	PAT	FG	S	PTS				
Howfield	0	0	0	0	36/37	13/29	0	75				
Denson	10	0	10	0	0/0	0/0	0	60				
Little	7	6	1	0	0/0	0/0	0	42				
Haffner	5	0	5	0	0/0	0/0	0	30				
Embree	5	0	5	0	0/0	0/0	0	30				
Smiley	4	3	1	0	0/0	0/0	0	24				
Lynch	2	2	0	0	0/0	0/0	0	12				
Thompson	1	0	0	1	0/0	0/0	0	6				
Burrell	1	0	0	1	0/0	0/0	0	6				
Buckman	1	0	1	0	0/0	0/0	0	6				
Williams	1	1	0	0	0/0	0/0	0	6				
BRONCOS	37	12	23	2	36/37	13/29	0	297				
OPPONENTS	40	15	19	6	38/39	22/32	0	344				

PASSING	Att.	Comp.	Yds.	Comp.%	Yd./Att.	Sack/Lost	TD	TD%	Int	Int%	LG	Rtg.
Tensi	286	131	1990	45.8	6.96	29/208	14	4.9	12	4.2	79t	68.1
Liske	115	61	845	53.0	7.35	15/103	9	7.8	11	9.6	71	63.4
Little	2	0	0	0.0	0.00	0/0	0	0.0	0	0.0	—	39.6
BRONCOS	403	192	2835	47.6	7.03	44/311	23	5.7	23	5.7	79t	66.3
OPPONENTS	437	223	3295	51.0	7.54	45/363	19	4.3	14	3.2	86t	77.2

SACKS: Jackson 12.5, Costa 11.5, Duranko 7, Cunningham 3, P. Smith 3, Richter 2, Mirich 2, Myrtle 2, Inman 2, **TOTAL 45.0**

1969 PRIMARY STARTERS

OFFENSE	DEFENSE
SE Denson, Al	LE Jackson, Rich
SE Haffner, Mike	LT Smith, Paul
LT Brunelli, Sam	LT Inman, Jerry
LG Goeddeke, George	RT Costa, Dave
C Kaminski, Larry	RE Duranko, Pete
RG Young, Bob	LLB Cunningham, Carl
RT Current, Mike	MLB Huard, John
TE Beer, Tom	RLB Myrtle, Chip
TE Pivec, Dave	LC Cavness, Grady
WR Embree, John	RC Thompson, Billy
QB Tensi, Steve	FS Jaquess, Pete
QB Liske, Peter	FS Burrell, George
HB Little, Floyd	SS Greer, Charles
HB Quayle, Frank	
FB Lynch, Fran	
FB Smiley, Tom	

1969 COACHES

Lou Saban (Head Coach), **Joe Collier** (Defensive Backfield), **Whitey Doveil** (Offensive Line), **Hunter Enis** (Offensive Backfield), **Stan Jones** (Defensive Line), **Dick MacPherson** (Linebackers), **Sam Rutigliano** (Wide Receivers).

1969 LEADERS / RANKINGS

		AFL	
INDIVIDUAL	PLAYER NO.	RANK	AFL LEADER NO.
Points	Howfield 75	8	Turner (NYJ) 129
Rushing Yards	Little 729	5	Post (SD) 873
Passing Yards	Tensi 1,990	6	Lamonica (OAK) 3,302
Passer Rating	Tensi 68.1	4	Cook (CIN) 88.3
Receiving Yards	Denson 809	7	Wells (OAK) 1,260
Receptions	Denson 53	3	Alworth (SD) 64
Interceptions	Thompson 3	28t	Thomas (KC) 9
		AFL	
OFFENSE NO.		RANK	AFL LEADER NO.
Points Per Game 21.2		4	Oakland 26.9
Total Yards Per Game 297.2		6	Oakland 359.7
Yards Per Play 4.9		5	Oakland 5.5
Rushing Yards Per Game 116.9		6	Kansas City 158.6
Net Passing Yards Per Game 180.3		5	Oakland 233.6
		AFL	
DEFENSE NO.		RANK	AFL LEADER NO.
Points Per Game 24.6		8	Kansas City 12.6
Total Yards Per Game 331.5		8	Kansas City 225.9
Yards Per Play 5.1		6	Kansas City 4.0
Rushing Yards Per Game 122.1		7	Kansas City 77.9
Net Passing Yards Per Game 209.4		10	Kansas City 148.0

1969 KEY AWARDS

All-Pro (2): DE Rich Jackson (second team), RB Floyd Little (first team). **AP All-AFL (2):** DE Rich Jackson, RB Floyd Little. **AFL All-Star Game (6):** DT Dave Costa, T Mike Current, WR Al Denson, G George Goeddeke, DE Rich Jackson, RB Floyd Little.

1969 AFL STANDINGS

AFL EAST

Team	W	L	T	Pct	PF	PA
y-New York Jets	10	4	0	.714	353	269
x-Houston	6	6	2	.500	278	279
Boston	4	10	0	.286	266	316
Buffalo	4	10	0	.286	230	359
Miami	3	10	1	.231	233	332

AFL WEST

Team	W	L	T	Pct	PF	PA
y-Oakland	12	1	1	.923	377	242
x-Kansas City	11	3	0	.786	359	177
San Diego	8	6	0	.571	288	276
Denver	5	8	1	.385	297	344
Cincinnati	4	9	1	.308	280	367

x - Made Playoffs; y - Division Title

DIVISIONAL PLAYOFF GAMES

12/20 - Kansas City 13, at New York Jets 6

12/21 - at Oakland 56, Houston 7

AFL CHAMPIONSHIP

1/4 - Kansas City 17, at Oakland 7

1969 NFL STANDINGS

EAST-CAPITOL

Team	W	L	T	Pct	PF	PA
y-Dallas	11	2	1	.846	369	223
Washington	7	5	2	.583	307	319
New Orleans	5	9	0	.357	311	393
Philadelphia	4	9	1	.308	279	377

EAST-CENTURY

Team	W	L	T	Pct	PF	PA
y-Cleveland	10	3	1	.769	351	300
New York Giants	6	8	0	.429	264	298
St. Louis	4	9	1	.308	314	389
Pittsburgh	1	13	0	.071	218	404

WEST-CENTRAL

Team	W	L	T	Pct	PF	PA
y-Minnesota	12	2	0	.857	379	133
Detroit	9	4	1	.692	259	188
Green Bay	8	6	0	.571	269	221
Chicago	1	13	0	.071	210	339

WEST-COASTAL

Team	W	L	T	Pct	PF	PA
y-Los Angeles	11	3	0	.786	320	243
Baltimore	8	5	1	.615	279	268
Atlanta	6	8	0	.429	276	268
San Francisco	4	8	2	.333	277	319

y - Division Title

CONFERENCE CHAMPIONSHIPS

12/27 - at Minnesota 23, Los Angeles 20

12/28 - Cleveland 38, at Dallas 14

NFL CHAMPIONSHIP

1/4 - at Minnesota 27, Cleveland 7

SUPER BOWL IV (NEW ORLEANS)

1/11 - Kansas City (AFL) 23, Minnesota (NFL) 7

1968 FINAL STATISTICS (5-9)

Head Coach: Lou Saban AFL West: 4th Home Stadium: Mile High Stadium

Date	W-L	Score	Opponent	Attendance	RUSHING, cont.	No.	Yds.	Avg.	Long	TD
Sept 15	L	10-24	at Cincinnati	25,049	Leclair	12	40	3.3	12	0
Sept 22	L	2-34	at Kansas City	45,821	Moore	4	22	5.5	10	0
Sept 29	L	17-20	Boston	37,024	Lindsey	4	17	4.3	7	0
Oct 6	W	10-7	Cincinnati	41,257	Van Heusen	1	6	6.0	6	0
Oct 13	W	21-13	at New York Jets	62,052	Haffner	2	2	1.0	1	0
Oct 20	L	24-55	at San Diego	42,953	Tensi	6	2	0.3	2	0
Oct 27	W	21-14	Miami	44,115	Jones	1	-1	-1.0	-1	0
Nov 3	W	35-14	at Boston	18,304	DiVito	1	-1	-1.0	-1	0
Nov 10	L	7-43	Oakland	50,002	BRONCOS	411	1614	3.9	155	11
Nov 17	L	17-38	at Houston	36,075	OPPONENTS	457	1861	4.1	165	20
Nov 24	W	34-32	Buffalo	35,142						
Dec 1	L	23-47	San Diego	35,312	RECEIVING	No.	Yds.	Avg.	Long	TD
Dec 8	L	27-33	at Oakland	47,754	Crabtree	35	601	17.2	72t	5
Dec 14	L	7-30	Kansas City	38,463	Denson	34	586	17.2	44t	5

TEAM STATISTICS				Den	Opp					
TOTAL FIRST DOWNS				217	251					
Rushing				75	94					
Passing				124	145					
Penalty				18	12					
TOTAL NET YARDS				3971	5024					
Avg. Per Game				283.6	358.9					
Total Plays				889	917					
Avg. Per Play				4.5	5.5					
NET YARDS RUSHING				1614	1861					
Avg. Per Game				115.3	132.9					
Total Rushes				411	457					
Avg. Per Rush				3.9	4.1					
NET YARDS PASSING				2357	3163					
Avg. Per Game				168.4	225.9					
Sacked/Yards Lost				51/469	31/256					
Att./Completions				427/179	429/217					
Completion Pct.				41.9	50.6					
Had Intercepted				27	20					
PUNTS/AVERAGE				96/42.7	76/43.0					
Had Blocked				1	1					
PUNT RETURNS				38/332	46/282					
Avg. Per Return				8.7	6.1					
KICKOFF RETURNS				60/1361	29/704					
Avg. Per Return				22.7	24.3					
INTERCEPTIONS/RET.				20/165	27/328					
PENALTIES/YARDS				73/772	64/750					
FUMBLES/BALL LOST				28/13	24/12					
TOUCHDOWNS				32	48					
Rushing				11	20					
Passing				20	25					
Others (Ret.)				1	3					
Others (Safety)				1	2					
PAT (Kicking)				31/31	47/47					
PAT (Passing)				0/1	1/1					
PAT (Rushing)				0/0	0/0					
FIELD GOALS				10/23	21/34					

SCORING				TD	Ru	Pa	Rt	PAT	FG	S	PTS
Howfield				0	0	0	0	30/30	9/18	0	57
Crabtree				5	0	5	0	0/0	0/0	0	30
Little				5	3	1	1	0/0	0/0	0	30
Denson				5	0	5	0	0/0	0/0	0	30
Lynch				4	4	0	0	0/0	0/0	0	24
Briscoe				3	3	0	0	0/0	0/0	0	18
Van Heusen				3	0	3	0	0/0	0/0	0	18
Jones				2	0	2	0	0/0	0/0	0	12
McCarthy				2	0	2	0	0/0	0/0	0	12
Haffner				1	0	1	0	0/0	0/0	0	6
Beer				1	0	1	0	0/0	0/0	0	6
Ford				1	1	0	0	0/0	0/0	0	6
Humphreys				0	0	0	0	1/1	1/5	0	4
Myrtle				0	0	0	0	0/0	0/0	1	2
BRONCOS				32	11	20	1	31/31	10/23	1	255
OPPONENTS				48	20	25	3	47/47	21/34	0	404

RUSHING				No.	Yds.	Avg.	Long	TD
Little				158	584	3.7	55t	3
Briscoe				41	308	7.5	34	3
Lynch				66	221	3.3	19	4
Ford				41	186	4.5	23	1
McCarthy				28	89	3.2	12	0
Erwin				24	76	3.2	9	0
Lamb				22	63	2.9	17	0

PASSING				Att.	Comp.	Yds.	Comp %	Yd./Att.	TD	TD%	Int	Int%	LG	Rtg.
Briscoe				224	93	1589	41.5	7.09	15	6.3	13	5.8	66t	62.9
Tensi				119	48	709	40.3	5.96	5	4.2	8	6.7	72t	46.5
LeClair				54	27	401	50.0	7.43	1	1.9	5	9.3	50	42.3
McCormick				19	8	89	42.1	4.68	0	0.0	1	5.3	18	34.8
Haffner				1	1	18	100.0	18.00	0	0.0	0	0.0	18	118.8
DiVito				6	1	16	16.6	2.67	0	0.0	0	0.0	16	39.6
Lynch				2	1	4	50.0	2.00	0	0.0	0	0.0	4	56.3
Little				2	0	0	0.0	0.00	0	0.0	0	0.0	—	39.6
BRONCOS				427	179	2826	41.9	6.62	20	4.7	27	6.3	72t	53.9
OPPONENTS				429	217	3419	50.6	7.97	25	5.8	20	4.7	94t	77.4

SACKS: R. Jackson 10.5, Costa 6.5, Duranko 6, Inman 3.5, Mirich 1.5, QB Fell 1, Team 2, **TOTAL 31.0**

1968 PRIMARY STARTERS

OFFENSE	DEFENSE
SE Denson, Al	LE Duranko, Pete
SE Van Heusen, Billy	LE Smith, Paul
LT Brunelli, Sam	LT Inman, Jerry
LG Goeddeke, George	LT Mirich, Rex
C Kaminski, Larry	RT Costa, Dave
RG Young, Bob	RE Jackson, Rich
RG Homan, Jon	LLB Cunningham, Carl
RT Current, Mike	MLB Huard, John
TE Beer, Tom	RLB Forsberg, Fred
WR Crabtree, Eric	RLB Myrtle, Chip
WR Jones, Jimmy	LC Greer, Charlie
QB Briscoe, Marlin	RC Garrett, Drake
QB Tensi, Steve	FS Lentz, Jack
HB Little, Floyd	SS Jaquess, Pete
HB Lynch, Fran	
FB Ford, Garrett	
FB McCarthy, Brendan	

1968 COACHES

Lou Saban (Head Coach), **Whitey Dovell** (Offensive Line), **Hunter Enis** (Offensive Backfield), **Stan Jones** (Defensive Line), **Dick MacPherson** (Defensive Backfield), **Sam Rutigliano** (Wide Receivers).

1968 LEADERS / RANKINGS

			AFL	
INDIVIDUAL	PLAYER	NO.	RANK	AFL LEADER NO.
Points	Howfield	57	13	Turner (NYJ) 145
Rushing Yards	Little	584	9	Kelly (CIN) 1,239
Passing Yards	Briscoe	1,589	6	Hadi (SD) 3,473
Passer Rating	Briscoe	62.9	6	Dawson (KC) 98.6
Receiving Yards	Crabtree	601	15	Alworth (SD) 1,312
Receptions	Crabtree	35	15	Alworth (SD) 68
Interceptions	Jaquess	5	71	Grayson (OAK) 10
OFFENSE NO.			AFL	
			RANK	AFL LEADER NO.
Points Per Game	18.2		7	Oakland 32.4
Total Yards Per Game	283.6		7	Oakland 406.9
Yards Per Play	4.5		7	Oakland 5.9
Rushing Yards Per Game	115.3		7	Kansas City 159.1
Net Passing Yards Per Game	168.4		6	San Diego 258.8
			AFL	
DEFENSE NO.			RANK	AFL LEADER NO.
Points Per Game	28.9		9	Kansas City 12.1
Total Yards Per Game	358.9		10	New York Jets 240.2
Yards Per Play	5.5		9	Houston 4.0
Rushing Yards Per Game	132.9		7	New York Jets 85.4
Net Passing Yards Per Game	225.9		10	Houston 119.4

1968 KEY AWARDS

AP All-AFL (1): DE Rich Jackson. **AFL All-Star Game (3):** DT Dave Costa, DE Rich Jackson, RB Floyd Little.

1968 AFL STANDINGS

AFL EAST

Team	W	L	T	Pct	PF	PA
y-New York Jets	11	3	0	.786	419	280
Houston	7	7	0	.500	303	248
Miami	5	8	1	.385	276	355
Boston	4	10	0	.286	229	406
Buffalo	1	12	1	.077	199	367

AFL WEST

Team	W	L	T	Pct	PF	PA
x-Kansas City	12	2	0	.857	371	170
x-Oakland	12	2	0	.857	453	233
San Diego	9	5	0	.643	382	310
Denver	5	9	0	.357	255	404
Cincinnati	3	11	0	.214	215	329

x - Made Playoffs; y - Division Title

WESTERN DIVISIONAL PLAYOFF GAME

12/22 - at Oakland 41, Kansas City 6

AFL CHAMPIONSHIP

12/29 - at New York Jets 27, Oakland 23

1968 NFL STANDINGS

EAST-CAPITOL

Team	W	L	T	Pct	PF	PA
y-Dallas	12	2	0	.857	431	186
New York Giants	7	7	0	.500	294	325
Washington	5	9	0	.357	249	358
Philadelphia	2	12	0	.143	202	351

EAST-CENTURY

Team	W	L	T	Pct	PF	PA
y-Cleveland	10	4	0	.714	394	273
St. Louis	9	4	1	.692	325	289
New Orleans	4	9	1	.308	246	327
Pittsburgh	2	11	1	.154	244	397

WEST-CENTRAL

Team	W	L	T	Pct	PF	PA
y-Minnesota	8	6	0	.571	282	242
Chicago	7	7	0	.500	250	333
Green Bay	6	7	1	.462	281	227
Detroit	4	8	2	.333	207	241

WEST-COASTAL

Team	W	L	T	Pct	PF	PA
y-Baltimore	13	1	0	.929	402	144
Los Angeles	10	3	1	.769	312	200
San Francisco	7	6	1	.538	303	310
Atlanta	2	12	0	.143	170	389

y - Division Title

CONFERENCE CHAMPIONSHIPS

12/21 - at Cleveland 31, Dallas 20

12/22 - at Baltimore 24, Minnesota 14

NFL CHAMPIONSHIP

12/29 - Baltimore 34, at Cleveland 0

SUPER BOWL III (MIAMI)

1/12 - New York Jets (AFL) 16, Baltimore (NFL) 7

1967 FINAL STATISTICS (3-11)

Head Coach: Lou Saban AFL West: 4th Home Stadium: Bears Stadium

Date	W-L	Score	Opponent	Attendance	RUSHING	No.	Yds.	Avg.	Long	TD
Sept 3	W	26-21	Boston	35,488	Little	130	381	2.9	14	1
Sept 10	L	0-51	at Oakland	25,423	Mitchell	82	308	3.8	35	0
Sept 17	L	21-35	at Miami	29,381	Hickey	73	263	3.6	20	4
Sept 24	L	24-38	New York Jets	35,365	Hayes	85	255	3.0	18	4
Oct 1	L	6-10	at Houston	21,798	Gilchrist	10	21	2.1	6	0
Oct 8	L	16-17	Buffalo	35,188	Lynch	2	7	3.5	7	0
Oct 22	L	21-38	San Diego	34,464	LeClair	8	6	0.8	10	1
Oct 29	L	9-52	at Kansas City	44,002	Tensi	24	4	0.2	13	0
Nov 5	L	17-21	Oakland	29,043	Crabtree	2	2	1.0	6	0
Nov 12	L	18-20	Houston	30,392	Glacken	1	10	10.0	10	0
Nov 19	W	21-20	at Buffalo	30,891	Cassese	1	5	5.0	5	0
Nov 23	L	20-24	at San Diego	34,586	Scarpitto	1	5	5.0	5	0
Dec 3	W	33-24	at New York Jets	61,615	Denson	1	-2	-2.0	-2	0
Dec 17	L	24-38	Kansas City	31,660	BRONCOS	420	1265	3.0	35	10
					OPPONENTS	444	2076	4.7	65	21

TEAM STATISTICS				Den	Opp	RECEIVING				
TOTAL FIRST DOWNS				172	276	No.	Yds.	Avg.	Long	TD
Rushing				65	115	Denson	46	899	19.5	68t
Passing				91	143	Crabtree	46	716	15.6	76t
Penalty				16	18	Hayes	13	125	9.6	24
TOTAL NET YARDS				2947	5201	Beer	11	155	14.1	29
Avg. Per Game				210.5	371.5	Little	7	11	1.6	15
Total Plays				852	921	White	5	87	17.4	40
Avg. Per Play				3.5	5.6	Hickey	7	36	5.1	22t
NET YARDS RUSHING				1265	2076	Mitchell	7	15	2.1	15
Avg. Per Game				90.4	148.3	Sweeney	6	136	22.7	48
Total Rushes				420	444	Scarpitto	1	14	14.0	14
Avg. Per Rush				3.0	4.7	Gilchrist	1	-4	-4.0	0
NET YARDS PASSING				1682	3125	BRONCOS	150	2190	14.6	76t
Avg. Per Game				120.1	223.2	OPPONENTS	214	3289	15.3	79
Sacked/Yards Lost				58/508	18/164	INTERCEPTIONS				
Att./Completions				374/150	459/214	No.	Yds.	Avg.	Long	TD
Completion Pct.				40.1	46.6	Sellers	7	78	11.1	47
Had Intercepted				18	28	Wilson	4	153	38.3	70
PUNTS/AVERAGE				105/44.9	65/41.5	Lentz	4	72	18.0	47
Had Blocked				1	1	Wright	4	22	5.5	8
PUNT RETURNS				27/357	61/718	Sykes	2	29	14.5	29
Avg. Per Return				13.2	11.8	Huard	2	12	6.0	9
KICKOFF RETURNS				60/1518	42/1046	Richter	2	6	3.0	6
Avg. Per Return				25.3	24.9	Cassese	1	24	24.0	24
INTERCEPTIONS/RET.				28/413	18/262	Cunningham	1	16	16.0	16
PENALTIES/YARDS				48/512	58/628	Myrtle	1	1	1.0	1
FUMBLES/BALL LOST				30/12	23/13	BRONCOS	28	413	14.8	70
TOUCHDOWNS				31	52	OPPONENTS	18	262	14.6	—
Rushing				10	21	PUNTING				
Passing				17	27	No.	Yds.	Avg.	Long	B
Others				4	4	Scarpitto	105	4713	44.9	73
PAT (Kicking)				28/30	48/49	OPPONENTS	65	2699	41.5	60
PAT (Passing)				1/1	1/2	PUNT RETURNS				
PAT (Rushing)				0/0	1/1	No.	FC	Yds.	Avg.	Long
FIELD GOALS				12/27	15/31	Little	16	6	270	16.9

SCORING	TD	Ru	Pa	Rt	PAT	FG	S	PTS		
Denson	11	0	11	0	0/0	0/0	0	66		
Humphreys	0	0	0	0	18/19	7/15	0	39		
Hickey	5	4	1	0	0/0	0/0	0	30		
Crabtree	5	0	5	0	0/0	0/0	0	30		
Hayes	4	4	0	0	0/0	0/0	0	26		
Little	2	1	0	1	0/0	0/0	0	12		
Wilson	2	0	0	2	0/0	0/0	0	12		
Kroner	0	0	0	0	5/6	2/2	0	11		
Duncan	0	0	0	0	3/3	2/5	0	9		
Sellers	1	0	0	1	0/0	0/0	0	6		
LeClair	1	1	0	0	0/0	0/0	0	6		
LeClerc	0	0	0	0	2/2	1/6	0	5		
Jackson	0	0	0	0	0/0	0/0	1	2		
White	0	0	0	0	0/0	0/0	1	2		
BRONCOS	31	10	17	4	28/30	12/28	2	256		
OPPONENTS	52	21	27	4	48/49	15/31	0	409		

SACKS: R. Jackson 4.5, Costa 4.5, Cox 2.5, Cunningham 2.5, Inman 1.5, Duranko 1, Myrtle 1, Mirich 1, Richter 0.5, **TOTAL 19.0**

PASSING	Att.	Comp.	Yds.	Comp. %	Yd./Att.	TD	TD %	Int	Int %	LG	Rtg.
Tensi	325	131	1915	40.3	5.89	16	4.9	17	5.2	76t	54.8
LeClair	45	19	275	42.2	6.11	1	6.1	1	2.2	48	60.9
Glacken	4	0	0	0.0	0.00	0	0.0	0	0.0	0	39.6
BRONCOS	374	150	2190	40.1	5.86	17	4.5	18	4.8	76t	55.0
OPPONENTS	459	214	3289	46.6	7.17	27	5.9	28	6.1	79	65.0

1967 PRIMARY STARTERS

OFFENSE	DEFENSE
SE Crabtree, Eric	LE Mirich, Rex
LT Brunelli, Sam	LT Inman, Jerry
LG Goeddeke, George	RT Costa, Dave
C Kaminski, Larry	RE Jackson, Rich
RG Mattson, Pat	LLB Cunningham, Carl
RT Cichowski, Tom	MLB Huard, John
TE Beer, Tom	MLB Duranko, Pete
FL Denson, Al	RLB Myrtle, Chip
QB Tensi, Steve	RLB Richter, Frank
HB Little, Floyd	LC Sellers, Goldie
HB Mitchell, Charlie	RC Wilson, Nemiah
FB Hickey, Bo	FS Lentz, Jack
FB Hayes, Wendell	SS Jaquess, Pete
	SS Cassese, Tom

1967 COACHES

Lou Saban (Head Coach), **Whitey Dovell** (Offensive Line), **Hunter Enis** (Offensive Backfield), **Stan Jones** (Defensive Line), **Dick MacPherson** (Linebackers), **Sam Rutigliano** (Wide Receivers).

1967 LEADERS / RANKINGS

			AFL	
INDIVIDUAL	PLAYER	NO.	RANK	AFL LEADER NO.
Points	Denson	66	10	Blanda (OAK) 116
Rushing Yards	Little	381	13	Nance (BOS) 1,216
Passing Yards	Tensi	1,915	8	Namath (NYJ) 4,007
Passer Rating	Tensi	54.8	7	Dawson (KC) 83.7
Receiving Yards	Denson	899	6	Maynard (NYJ) 1,434
Receptions	Crabtree/Denson	46	8t	Sauer (NYJ) 75
Interceptions	Sellers	7	5t	Three Players 10
			AFL	
OFFENSE		NO.	RANK	AFL LEADER NO.
Points Per Game		18.3	7	Oakland 33.4
Total Yards Per Game		210.5	9	New York Jets 368.0
Yards Per Play		3.5	9	San Diego 5.8
Rushing Yards Per Game		90.4	9	Houston 151.6
Net Passing Yards Per Game		120.1	8	New York Jets 274.6
			AFL	
DEFENSE		NO.	RANK	AFL LEADER NO.
Points Per Game		29.2	9	Houston 14.2
Total Yards Per Game		371.5	9	Oakland 235.3
Yards Per Play		5.6	8	Oakland 3.8
Rushing Yards Per Game		148.3	8	Oakland 80.6
Net Passing Yards Per Game		223.2	8	Buffalo 130.4

1967 KEY AWARDS

AFL All-Star Game (4): DT Dave Costa, WR Al Denson, C Larry Kaminski, CB Nemiah Wilson.

1967 AFL STANDINGS

AFL EAST

Team	W	L	T	Pct	PF	PA
y-Houston	9	4	1	.692	258	199
New York Jets	8	5	1	.615	371	329
Buffalo	4	10	0	.286	237	285
Miami	4	10	0	.286	219	407
Boston	3	10	1	.231	280	389

AFL WEST

Team	W	L	T	Pct	PF	PA
y-Oakland	13	1	0	.929	468	233
Kansas City	9	5	0	.643	408	254
San Diego	8	5	1	.615	360	352
Denver	3	11	0	.214	256	409

y – Division Title

AFL CHAMPIONSHIP

12/31 – at Oakland 40, Houston 7

1967 NFL STANDINGS

EAST-CAPITOL

Team	W	L	T	Pct	PF	PA
y-Dallas	9	5	0	.643	342	268
Philadelphia	6	7	1	.462	351	409
Washington	5	6	3	.455	347	353
New Orleans	3	11	0	.214	233	379

EAST-CENTURY

Team	W	L	T	Pct	PF	PA
y-Cleveland	9	5	0	.643	334	297
New York Giants	7	7	0	.500	369	379
St. Louis	6	7	1	.462	333	356
Pittsburgh	4	9	1	.308	281	320

WEST-CENTRAL

Team	W	L	T	Pct	PF	PA
y-Green Bay	9	4	1	.692	332	209
Chicago	7	6	1	.538	239	218
Detroit	5	7	2	.417	260	259
Minnesota	3	8	3	.273	233	294

WEST-COASTAL

Team	W	L	T	Pct	PF	PA
y-Los Angeles	11	1	2	.917	398	196
Baltimore	11	1	2	.917	394	198
San Francisco	7	7	0	.500	273	337
Atlanta	1	12	1	.077	175	422

y – Division Title

CONFERENCE CHAMPIONSHIPS

12/23 – at Green Bay 28, Los Angeles 7

12/24 – at Dallas 52, Cleveland 14

NFL CHAMPIONSHIP

12/31 – at Green Bay 21, Dallas 17

SUPER BOWL II (MIAMI)

1/14 – Green Bay (NFL) 33, Oakland (AFL) 14

1966 FINAL STATISTICS (4-10)

Head Coach: Mac Speedie (2) / Ray Malavasi (12) AFL West: 4th Home Stadium: Bears Stadium

Date	W-L	Score	Opponent	Attendance	RUSHING	No.	Yds.	Avg.	Long	TD
Sept 3	L	7-45	at Houston	30,156	Haynes	105	417	4.0	56	1
Sept 18	L	10-24	Boston	25,337	Haynes	129	304	2.4	20	2
Sept 25	L	7-16	New York Jets	29,878	Mitchell	70	199	2.8	21	0
Oct 2	W	40-38	Houston	27,203	Scarpitto	4	110	27.5	63	1
Oct 8	L	10-37	at Kansas City	33,929	Lester	34	84	2.5	10	0
Oct 16	L	7-24	at Miami	23,393	Choboian	21	45	2.1	12	2
Oct 23	L	10-56	Kansas City	26,196	Slaughter	1	10	10.0	10	0
Oct 30	L	17-24	at San Diego	25,819	Kellogg	6	3	0.5	5	0
Nov 6	W	17-10	at Boston	18,154	McCormick	4	2	0.5	3	0
Nov 20	L	3-17	Oakland	26,703	Glacken	2	-1	-0.5	5	0
Nov 27	W	20-17	San Diego	24,860	BRONCOS	376	1173	3.1	63	6
Dec 4	W	17-7	Miami	32,592	OPPONENTS	471	2029	4.6	61	17
Dec 11	L	10-28	at Oakland	31,765						
Dec 18	L	21-38	at Buffalo	40,538						

TEAM STATISTICS	Den	Opp
TOTAL FIRST DOWNS	171	251
Rushing	61	101
Passing	95	122
Penalty	14	28
TOTAL NET YARDS	3168	4544
Avg. Per Game	226.3	324.6
Total Plays	815	871
Avg. Per Play	3.9	5.2
NET YARDS RUSHING	1173	2029
Avg. Per Game	83.8	144.9
Total Rushes	376	441
Avg. Per Rush	3.1	4.6
NET YARDS PASSING	1995	2515
Avg. Per Game	142.5	179.6
Sacked/Yards Lost	37/356	33/304
Att./Completions	402/166	396/192
Completion Pct.	41.3	48.5
Had Intercepted	30	13
PUNTS/AVERAGE	77/45.2	60/42.7
Had Blocked	1	0
PUNT RETURNS	26/235	38/296
Avg. Per Return	9.0	7.8
KICKOFF RETURNS	58/1558	43/1000
Avg. Per Return	26.9	23.3
INTERCEPTIONS/RET.	13/109	30/545
PENALTIES/YARDS	66/773	75/571
FUMBLES/BALL LOST	36/17	35/18
TOUCHDOWNS	22	47
Rushing	6	17
Passing	12	26
Others	4	4
PAT (Kicking)	20/20	46/46
PAT (Passing)	1/2	1/1
PAT (Rushing)	0	0
FIELD GOALS	14/25	17/40

SCORING	TD	Ru	Pa	Rt	PAT	FG	\$	PTS
Kroner	0	0	0	0	20/20	14/25	0	62
Scarpitto	5	1	4	0	0/0	0/0	0	32
Haynes	3	2	1	0	0/0	0/0	0	18
Denson	3	0	3	0	0/0	0/0	0	18
Mitchell	2	0	2	0	0/0	0/0	0	12
Sellers	2	0	0	2	0/0	0/0	0	12
Choboian	2	2	0	0	0/0	0/0	0	12
Taylor	1	0	1	0	0/0	0/0	0	6
Haynes	1	1	0	0	0/0	0/0	0	6
Bramlett	1	0	0	1	0/0	0/0	0	6
Lester	1	0	1	0	0/0	0/0	0	6
Wilson	1	0	0	1	0/0	0/0	0	6
BRONCOS	22	6	12	4	20/20	14/25	0	196
OPPONENTS	47	17	26	4	46/46	17/40	0	381

RECEIVING	No.	Yds.	Avg.	Long	TD
Haynes	46	480	10.4	52	1
Denson	36	725	20.1	65	3
Taylor	35	448	12.8	32	1
Scarpitto	21	335	16.0	62	4
Mitchell	14	239	17.1	79	2
Haynes	8	49	6.1	29	0
Lester	2	26	13.0	21	1
Crabtree	1	38	38.0	38	0
Franci	1	8	8.0	8	0
Kellogg	1	5	5.0	5	0
Wright	1	-2	-2.0	-2	0
BRONCOS	166	2351	14.2	79	12
OPPONENTS	192	2819	14.7	79	26

INTERCEPTIONS	No.	Yds.	Avg.	Long	TD
Brown	3	37	12.3	31	0
Sellers	3	24	8.0	24	0
Matsos	2	10	5.0	5	0
Hopkins	2	9	4.5	9	0
Wright	1	15	15.0	15	0
Bramlett	1	12	12.0	12t	0
Wilson	1	2	2.0	2	0
BRONCOS	13	109	8.4	31	0
OPPONENTS	30	545	18.2	—	1

PUNTING	No.	Yds.	Avg.	Long	B
Scarpitto	76	3480	45.8	70	1
BRONCOS	77	2878	45.2	70	1
OPPONENTS	60	2564	42.7	68	0

PUNT RETURNS	No.	Yds.	Avg.	Long	TD
Haynes	10	119	11.9	42	0
Scott	7	56	8.0	21	0
Sellers	6	49	8.2	17	0
Wilson	2	10	5.0	10	0
Lester	1	1	1.0	1	0
BRONCOS	26	235	9.0	42	0
OPPONENTS	38	296	7.8	—	0

KICKOFF RETURNS	No.	Yds.	Avg.	Long	TD
Sellers	19	541	28.5	100t	2
Wilson	10	309	30.9	100t	1
Scott	9	282	31.3	77	0
Haynes	9	229	25.4	43	0
Crabtree	5	129	25.8	32	0
Mitchell	3	55	18.3	26	0
Lester	1	11	11.0	11	0
Sturm	1	2	2.0	2	0
Inman	1	0	0.0	0	0
BRONCOS	58	1558	26.9	100t	3
OPPONENTS	43	1000	23.3	—	0

SACKS: Bramlett 9.5, LaRose 4.5, Keating 3.5, Leetzow 3, Jacobs 2, Hopkins 1.5, Jeter 1.5, Gonsoulin 1, Tarasovic 1, Cox 0.5, Team 5, TOTAL 33.0

PASSING	Att.	Comp.	Yds.	Comp.%	Yd./Att.	TD	TD%	Int	Int%	LG	Rtg.
Choboian	163	82	1110	50.3	6.81	4	2.5	12	7.4	79	49.9
McCormick	193	68	993	35.2	5.15	6	3.1	15	7.8	64	30.9
Slaughter	25	7	124	28.0	4.96	1	4.0	0	0.0	67	61.1
Glacken	11	6	84	54.5	7.64	1	9.1	0	0.0	22	109.7
Rote	8	3	40	37.5	5.00	0	0.0	1	12.5	20	14.6
Haynes	2	0	0	0.0	0.00	0	0.0	2	100.0	0	0.0
BRONCOS	402	166	2351	41.3	5.85	12	3.0	30	7.5	79	39.7
OPPONENTS	396	192	2819	48.5	7.12	26	6.6	13	3.3	79	80.4

1966 PRIMARY STARTERS

OFFENSE	DEFENSE
SE Taylor, Lionel	LE Leetow, Max
LT Breitenstein, Bob	LE La Rose, Don
LG Sturm, Jerry	LT Jacobs, Ray
C Kubala, Ray	RT Cox, Larry
C Kaminski, Larry	RT Keating, Bill
RG Gonzaga, John	RE Young, Bob
RG Homan, Jon	LLB Hopkins, Jerry
RT Burnet, Lee	LLB Jeter, Eugene
TE Denson, Al	MLB Matsos, Archie
FL Scarpitto, Bob	RLB Bramlett, John
QB McCormick, John	LC Brown, Willie
QB Choboian, Max	LC Sellers, Goldie
HB Haynes, Abner	RC Wilson, Nemiah
HB Mitchell, Charlie	LS Wright, Lonnie
FB Hayes, Wendell	RS Gonsoulin, Goose

1966 COACHES

Mac Speedie (Head Coach - First 2 Gms.), **Dale Dodrill** (Defensive Line), **Ray Malavasi** (Offensive Line / Head Coach - Final 12 Gms.), **Marv Matuszak** (Defensive Backfield), **Bus Mertes** (Offensive Backfield).

1966 LEADERS / RANKINGS

		AFL	
INDIVIDUAL	PLAYER	NO.	RANK
Points	Kroner	62	12
Rushing Yards	Hayes	417	11
Passing Yards	Choboian	1,110	9
Passer Rating	Choboian	49.9	9
Receiving Yards	Denson	725	9
Receptions	Haynes	46	11t
Interceptions	Brown/Sellers	3	24t
		AFL	
OFFENSE	NO.	RANK	AFL LEADER
Points Per Game	14.0	9	Kansas City
Total Yards Per Game	226.3	9	Kansas City
Yards Per Play	3.9	9	Kansas City
Rushing Yards Per Game	83.8	9	Kansas City
Net Passing Yards Per Game	142.5	9	New York Jets
		AFL	
DEFENSE	NO.	RANK	AFL LEADER
Points Per Game	27.2	8	Buffalo
Total Yards Per Game	324.6	6	Oakland
Yards Per Play	5.2	7	Oakland
Rushing Yards Per Game	144.9	8	Buffalo
Net Passing Yards Per Game	179.6	3	Oakland

1966 KEY AWARDS

All-AFL (1): P Bob Scarpitto. **AFL All-Star Game (4):** LB John Bramlett, S Goose Gonsoulin, P Bob Scarpitto, G Jerry Sturm.

1966 AFL STANDINGS

AFL EAST

Team	W	L	T	Pct	PF	PA
y-Buffalo	9	4	1	.692	358	255
Boston	8	4	2	.667	315	283
New York Jets	6	6	2	.500	322	312
Houston	3	11	0	.214	335	396
Miami	3	11	0	.214	213	362

AFL WEST

Team	W	L	T	Pct	PF	PA
y-Kansas City	11	2	1	.846	448	276
Oakland	8	5	1	.615	315	288
San Diego	7	6	1	.538	335	284
Denver	4	10	0	.286	196	381

y – Division Title

AFL CHAMPIONSHIP

1/1 – Kansas City 31, at Buffalo 7

1966 NFL STANDINGS

NFL EAST

Team	W	L	T	Pct	PF	PA
y-Dallas	10	3	1	.769	445	239
Cleveland	9	5	0	.643	403	259
Philadelphia	9	5	0	.643	326	340
St. Louis	8	5	1	.615	264	265
Washington	7	7	0	.500	351	355
Pittsburgh	5	8	1	.385	316	347
Atlanta	3	11	0	.214	204	437
New York Giants	1	12	1	.077	263	501

NFL WEST

Team	W	L	T	Pct	PF	PA
y-Green Bay	12	2	0	.857	335	163
Baltimore	9	5	0	.643	314	226
Los Angeles	8	6	0	.571	289	212
San Francisco	6	6	2	.500	320	325
Chicago	5	7	2	.417	234	272
Detroit	4	9	1	.308	206	317
Minnesota	4	9	1	.308	292	304

y – Division Title

NFL CHAMPIONSHIP

1/1 – Green Bay 34, at Dallas 27

SUPER BOWL I (Los Angeles)

1/15 – Green Bay (NFL) 35, Kansas City (AFL) 10

1965 FINAL STATISTICS (4-10)

Head Coach: Mac Speedie AFL West: 4th Home Stadium: Bears Stadium

Date	W-L	Score	Opponent	Attendance	RUSHING	No.	Yds.	Avg.	Long	TD
Sept 11	L	31-34	at San Diego	27,022	Gilchrist	252	954	3.8	44	6
Sept 19	L	15-30	Buffalo	30,682	Hayes	130	526	4.1	43	5
Sept 24	W	27-10	at Boston	26,782	Haynes	41	166	4.1	47	3
Oct 3	W	16-13	New York Jets	34,988	Scarpitto	4	94	23.5	44	0
Oct 10	L	23-31	Kansas City	31,001	Slaughter	20	75	3.8	13	0
Oct 17	W	28-17	Houston	32,492	Barry	2	19	9.5	11	0
Oct 24	L	13-31	at Buffalo	45,046	Lee	2	1	0.5	2	0
Oct 31	L	10-45	at New York Jets	53,717	McCormick	1	-2	-2.0	-2	0
Nov 7	L	21-35	San Diego	33,073	Denson	1	-4	-4.0	-4	0
Nov 14	W	31-21	at Houston	28,126	BRONCOS	453	1829	4.0	47	14
Nov 21	L	20-28	Oakland	30,369	OPPONENTS	384	1337	3.5	41	24
Dec 5	L	13-24	at Oakland	19,023						
Dec 12	L	20-28	Boston	27,207	RECEIVING	No.	Yds.	Avg.	Long	TD
Dec 19	L	35-45	at Kansas City	14,421	Taylor	85	1131	13.3	63	6

TEAM STATISTICS	Den	Opp	BRONCOS	OPPONENTS
TOTAL FIRST DOWNS	255	244	222	2848
Rushing	111	87	202	3265
Passing	117	138		
Penalty	27	19		
TOTAL NET YARDS	4469	4297		
Avg. Per Game	319.2	306.9		
Total Plays	959	850		
Avg. Per Play	4.7	5.1		
NET YARDS RUSHING	1829	1337		
Avg. Per Game	130.6	95.5		
Total Rushes	453	384		
Avg. Per Rush	4.0	3.5		
NET YARDS PASSING	2640	2960		
Avg. Per Game	188.6	211.4		
Sacked/Yards Lost	24/208	26/305		
Att./Completions	482/222	440/202		
Completion Pct.	46.1	45.9		
Had Intercepted	30	25		
PUNTS/AVERAGE	68/42.3	73/45.8		
PENALTIES/YARDS	69/750	86/836		
FUMBLES/BALL LOST	29/16	27/14		
TOUCHDOWNS	38	50		
Rushing	14	24		
Passing	18	23		
Punt Returns	1	1		
Pass Interceptions	3	2		
Fumble Returns	2	0		
Safety	0	0		
PAT (Total)	34	50		
Kicking	32/32	50/50		
Running	1/2	0/0		
Passing	1/4	0/0		
FIELD GOALS	13/29	14/23		

INTERCEPTIONS	No.	Yds.	Avg.	Long	TD
Gonsoulin	6	91	15.2	32	0
Griffin	4	109	27.3	44	1
Wilson	3	118	39.3	65	1
Cooke	3	36	12.0	28	0
Farr	2	22	11.0	17	0
Brown	2	18	9.0	18	0
McGeever	1	36	36.0	36	0
Bramlett	1	25	25.0	25t	1
Hopkins	1	7	7.0	7	0
Erlandson	1	3	3.0	3	0
Janerette	1	0	0.0	0	0
BRONCOS	25	465	18.6	65	3
OPPONENTS	30	426	14.2	—	2

PUNTING	No.	Yds.	Avg.	Long	B
Scarpitto	67	2833	42.3	67	—
—McCormick	1	45	45.0	45	—
BRONCOS	68	2878	42.3	67	0
OPPONENTS	73	3347	45.8	73	1

PUNT RETURNS	No.	Yds.	Avg.	Long	TD
Barry	21	210	10.0	38	0
Haynes	14	121	8.6	57t	1
Bussell	2	24	12.0	21	0
BRONCOS	37	355	9.6	57t	1
OPPONENTS	26	343	13.2	—	1

KICKOFF RETURNS	No.	Yds.	Avg.	Long	TD
Haynes	34	901	26.5	60	0
Barry	26	611	23.5	64	0
Bussell	5	103	20.6	32	0
Hayes	4	93	23.3	30	0
Carmichael	1	15	15.0	15	0
Dixon	1	8	8.0	8	0
BRONCOS	71	1731	24.4	64	0
OPPONENTS	58	1197	20.6	—	0

SACKS: Bramlett 6, Moore 3.5, Jacobs 3.5, Erlandson 3, Janerette 3, Leeztow 2, Brown 1, Cooke 1, Cummings 1, McGeever 1, Team 1, **TOTAL 26.0**

PASSING	Att.	Comp.	Yds.	Comp.%	Yd./Att.	TD	TD%	Int	Int%	LG	Rtg.
McCormick	253	103	1292	40.7	5.11	7	2.8	14	5.5	90t	43.5
Slaughter	147	75	864	51.0	5.88	6	4.1	12	8.2	51	48.7
Lee	80	44	692	55.0	8.65	5	6.3	3	3.8	66	89.2
Haynes	1	0	0	0.0	0.00	0	0.0	0	0.0	—	39.6
Hayes	1	0	0	0.0	0.00	0	0.0	1	100.0	—	0.0
BRONCOS	482	222	2848	46.1	5.91	18	3.7	30	6.2	90t	51.6
OPPONENTS	440	202	3265	45.9	7.42	23	5.2	25	5.7	78	65.0

1965 PRIMARY STARTERS

OFFENSE	DEFENSE
SE Taylor, Lionel	LE Cooke, Ed
LT Breitenstein, Bob	LT Jacobs, Ray
LG Sturm, Jerry	RT Janerette, Charlie
LG Nomina, Tom	RE Leetow, Max
C Kubala, Ray	RE Moore, Leroy
RG McCullough, Bob	LLB Erlandson, Tom
RT Danenhauer, Elden	MLB Hopkins, Jerry
TE Dixon, Hewritt	MLB Cummings, Ed
TE Denson, Al	RLB Bramlett, John
FL Scarpitto, Bob	LC Brown, Willie
QB Slaughter, Mickey	LC McMillan, Jim
QB McCormick, John	RC McGeever, John
HB Haynes, Abner	LS Farr, Miller
HB Mitchell, Charlie	LS Griffin, John
FB Gilchrist, Cookie	RS Gonsoulin, Goose
FB Hayes, Wendell	

1965 COACHES

Mac Speedie (Head Coach), **George Dickson** (Defensive Backfield), **Bus Mertes** (Offensive Backfield), **Red Miller** (Offensive Line), **Ray Malavasi** (Defensive Line).

1965 LEADERS / RANKINGS

			AFL	
INDIVIDUAL	PLAYER	NO.	RANK	AFL LEADER NO.
Points	Kroner	71	10	Cappelletti (BOS) 132
Rushing Yards	Gilchrist	954	2	Lowe (SD) 1,121
Passing Yards	McCormick	1,292	8	Hadl (SD) 2,798
Passer Rating	McCormick	43.5	9	Dawson (KC) 81.3
Receiving Yards	Taylor	1,131	3	Alworth (SD) 1,602
Receptions	Taylor	85	1	Taylor (DEN) 85
Interceptions	Gonsoulin	6	6t	Hicks (HOU) 9
OFFENSE NO.			AFL RANK	AFL LEADER NO.
Points Per Game	21.6		4	San Diego 24.3
Total Yards Per Game	319.2		2	San Diego 364.4
Yards Per Play	4.7		4	Kansas City 5.1
Rushing Yards Per Game	130.6		2	San Diego 142.7
Net Passing Yards Per Game	188.6		3	San Diego 221.6
DEFENSE NO.			AFL RANK	AFL LEADER NO.
Points Per Game	28.0		7	Buffalo 16.1
Total Yards Per Game	306.9		7	San Diego 233.0
Yards Per Play	5.1		7	San Diego 4.0
Rushing Yards Per Game	95.5		3	San Diego 78.1
Net Passing Yards Per Game	211.4		7	San Diego 154.9

1965 KEY AWARDS

All-AFL (3): T Eldon Danenhauer, FB Cookie Gilchrist, WR Lionel Taylor. **AFL All-Star Game (2):** T Eldon Danenhauer, FB Cookie Gilchrist.

1965 AFL STANDINGS

AFL EAST

Team	W	L	T	Pct	PF	PA
y-Buffalo	10	3	1	.769	313	226
New York Jets	5	8	1	.385	285	303
Boston	4	8	2	.333	244	302
Houston	4	10	0	.286	298	429

AFL WEST

Team	W	L	T	Pct	PF	PA
y-San Diego	9	2	3	.818	340	227
Oakland	8	5	1	.615	298	239
Kansas City	7	5	2	.583	322	285
Denver	4	10	0	.286	303	392

y – Division Title

AFL CHAMPIONSHIP

12/26 – Buffalo 23, at San Diego 0

1965 NFL STANDINGS

NFL EAST

Team	W	L	T	Pct	PF	PA
y-Cleveland	11	3	0	.786	363	325
Dallas	7	7	0	.500	325	280
New York Giants	7	7	0	.500	270	338
Washington	6	8	0	.429	257	301
Philadelphia	5	9	0	.357	363	359
St. Louis	5	9	0	.357	296	309
Pittsburgh	2	12	0	.143	202	397

NFL WEST

Team	W	L	T	Pct	PF	PA
x-Baltimore	10	3	1	.769	389	284
x-Green Bay	10	3	1	.769	316	224
Chicago	9	5	0	.643	409	275
San Francisco	7	6	1	.538	421	402
Minnesota	7	7	0	.500	383	403
Detroit	6	7	1	.462	257	295
Los Angeles	4	10	0	.286	269	328

x – Made Playoffs; y – Division Title

WESTERN CONFERENCE PLAYOFF GAME

12/26 – at Green Bay 13, Baltimore 10 (OT)

NFL CHAMPIONSHIP

1/2 – at Green Bay 23, Cleveland 12

1964 FINAL STATISTICS (2-11-1)

Head Coach: Jack Faulkner (4) / Mac Speedie (10) AFL West: 4th Home Stadium: Bears Stadium

Date	W-L	Score	Opponent	Attendance	RUSHING	No.	Yds.	Avg.	Long	TD
Sept 12	L	6-30	at New York Jets	45,665	Mitchell	177	590	3.3	33	5
Sept 20	L	13-30	at Buffalo	28,501	Joe	112	415	3.7	51	2
Sept 27	L	17-38	Houston	22,651	Lee	42	163	3.8	16	3
Oct 4	L	10-39	Boston	15,485	Slaughter	20	54	2.7	18	0
Oct 11	W	33-27	Kansas City	16,285	Mingo	6	26	4.3	9	0
Oct 18	L	14-42	at San Diego	23,332	Stone	12	26	2.2	5	0
Oct 25	L	7-40	at Oakland	17,858	Dixon	18	25	1.4	17	0
Nov 1	L	39-49	at Kansas City	15,053	Barry	3	7	2.3	11	0
Nov 8	L	20-31	San Diego	19,670	Scarpitto	1	5	5.0	5	0
Nov 15	W	20-16	New York Jets	11,309	BRONCOS	391	1311	3.4	51	10
Nov 20	L	7-12	at Boston	24,979	OPPONENTS	424	2064	4.9	58	21
Nov 29	T	20-20	Oakland	15,958						
Dec 13	L	19-30	Buffalo	14,431						
Dec 20	L	15-34	at Houston	15,839						

TEAM STATISTICS	Den	Opp
TOTAL FIRST DOWNS	207	271
Rushing	78	100
Passing	116	148
Penalty	13	23
TOTAL NET YARDS	3332	4970
Avg. Per Game	238.0	355.0
Total Plays	908	908
Avg. Per Play	3.7	5.5
NET YARDS RUSHING	1311	2064
Avg. Per Game	93.6	147.4
Total Rushes	391	424
Avg. Per Rush	3.4	4.9
NET YARDS PASSING	2021	2906
Avg. Per Game	144.4	207.6
Sacked/Yards Lost	61/520	44/447
Att./Completions	456/230	440/215
Completion Pct.	50.4	48.9
Had Intercepted	32	32
PUNTS/AVERAGE	83/43.4	59/41.4
PENALTIES/YARDS	76/774	63/573
FUMBLES/BALL LOST	27/8	40/21
TOUCHDOWNS	28	52
Rushing	10	21
Passing	14	29
Punt Returns	1	1
Pass Interceptions	1	1
Fumble Returns	2	0
Safety	1	4
PAT (Total)	25	52
Kicking	22/25	52/52
Running	1	0
Passing	2	0
FIELD GOALS	14/34	22/25

SCORING	TD	Ru	Pa	Rt	PAT	FG	\$	PTS
Taylor	7	0	7	0	0/0	0/0	0	42
Mingo	0	0	0	0	9/10	8/12	0	33
Mitchell	6	5	1	0	0/0	0/0	0	36
Guesman	0	0	0	0	13/15	6/22	0	31
Scarpitto	4	0	4	0	0/0	0/0	0	24
Lee	3	3	0	0	0/0	0/0	0	18
Joe	2	2	0	0	0/0	0/0	0	14
Denson	1	0	1	0	0/0	0/0	0	8
Dixon	1	0	1	0	0/0	0/0	0	6
Barry	1	0	0	1	0/0	0/0	0	6
Cooke	1	0	0	1	0/0	0/0	0	6
Janik	1	0	0	1	0/0	0/0	0	6
McMillin	1	0	0	1	0/0	0/0	0	6
Slaughter	0	0	0	0	0/0	0/0	0	2
TEAM	0	0	0	0	0/0	0/0	1	2
BRONCOS	28	10	14	4	22/25	14/34	1	240
OPPONENTS	52	21	29	2	52/52	22/25	4	438

RECEIVING	No.	Yds.	Avg.	Long	TD
Taylor	76	873	11.5	57	7
Dixon	38	585	15.4	62	1
Scarpitto	35	375	10.7	37	4
Mitchell	33	225	6.8	58	1
Denson	25	383	15.3	82t	1
Joe	12	16	1.3	15	0
Stone	4	38	9.5	16	0
Barry	4	31	7.8	13	0
Mingo	3	15	5.0	8	0
BRONCOS	230	2541	11.0	82t	14
OPPONENTS	215	3353	15.6	66	29

INTERCEPTIONS	No.	Yds.	Avg.	Long	TD
Brown	9	140	15.6	45	0
Gonsoulin	7	125	17.9	36	0
McGeever	6	60	10.0	19	0
Matuszak	2	16	8.0	8	0
Hopkins	2	11	5.5	9	0
Moore	1	70	70.0	70	0
Janik	1	22	22.0	22t	1
Wright	1	11	11.0	11	0
McMillin	1	3	3.0	3	0
Fraser	1	1	1.0	1	0
West	1	0	0.0	0	0
BRONCOS	32	459	14.3	70	1
OPPONENTS	32	441	13.8	—	1

PUNTING	No.	Yds.	Avg.	Long	B
Fraser	72	3225	44.7	67	—
Janik	10	374	37.4	49	—
BRONCOS	83	3559	43.4	67	1
OPPONENTS	59	2441	41.4	71	0

PUNT RETURNS	No.	Yds.	Avg.	Long	TD
Barry	16	149	9.3	52t	1
Mitchell	9	110	12.2	54	0
BRONCOS	25	259	10.4	54	1
OPPONENTS	40	526	13.2	—	1

KICKOFF RETURNS	No.	Yds.	Avg.	Long	TD
Barry	47	1245	26.5	60	0
Mitchell	10	221	22.1	28	0
Mingo	8	163	20.4	42	0
Dixon	6	89	14.8	24	0
Olson	2	27	13.5	15	0
Shackelford	1	13	13.0	13	0
Jordan	1	0	0.0	0	0
Sturm	1	0	0.0	0	0
BRONCOS	76	1758	23.1	60	0
OPPONENTS	44	1166	26.5	—	0

SACKS: Hopkins 8, Fraser 7.5, Janerette 6, Cooke 4, Matuszak 4, Jacobs 3.5, Moore 3.5, Erlandson 3, McGeever 1, Jordan 1, Team 2.5, **TOTAL 44.0**

PASSING	Att.	Comp.	Yds.	Comp.%	Yd./Att.	TD	TD%	Int	Int%	LG	Rtg.
Lee	265	133	1611	50.2	6.08	11	4.2	20	7.5	82t	51.6
Slaughter	189	97	930	51.3	4.92	3	1.6	11	5.8	39	46.4
Mitchell	1	0	0	0.0	0.00	0	0.0	0	0.0	0	39.6
Taylor	1	0	0	0.0	0.00	0	0.0	1	100.0	0	0.0
BRONCOS	456	230	2541	50.4	5.57	14	3.1	32	7.0	82t	48.3
OPPONENTS	440	215	3353	48.9	7.62	29	6.6	32	7.3	66	66.2

1964 PRIMARY STARTERS

OFFENSE

SE Taylor, Lionel
LT Olson, Harold
LG Perkins, Jim
LG Nomina, Tom
C Sturm, Jerry
RG McCullough, Bob
RT Danenhauer, Eldon
TE Dixon, Hewritt
FL Scarpitto, Bob
FL Denson, Al
QB Lee, Jacky
QB Slaughter, Mickey
HB Mitchell, Charley
HB Haynes, Abner
FB Joe, Billy

DEFENSE

LE Jacobs, Ray
LT Guesman, Dick
RT Janerette, Charlie
RE Cooke, Ed
RE Moore, Leroy
LLB Hopkins, Jerry
LLB Erlandson, Tom
MLB Matuszak, Marv
RLB Fraser, Jim
LC Brown, Willie
RC West, Willie
RC Griffin, John
LS McGeever, John
RS Gonsoulin, Goose

1964 COACHES

Jack Faulkner (Head Coach - First 4 Gms.), **George Dickson** (Defensive Backfield), **Ray Malavasi** (Defensive Line), **Bill Meek** (Offensive Backfield), **Red Miller** (Offensive Line), **Mac Speedie** (Offensive End / Head Coach - Final 10 Gms.).

1964 LEADERS / RANKINGS

			AFL	
INDIVIDUAL	PLAYER	NO.	RANK	AFL LEADER NO.
Points	Taylor	42	20t	Cappelletti (BOS) 155
Rushing Yards	Mitchell	590	7	Gilchrist (BUF) 981
Passing Yards	Lee	1,611	8	Parilli (BOS) 3,465
Passer Rating	Lee	51.6	8	Dawson (KC) 89.9
Receiving Yards	Taylor	873	8	Hennigan (HOU) 1,546
Receptions	Taylor	76	2t	Hennigan (HOU) 101
Interceptions	Brown	9	3	Paulson (NYJ) 12
OFFENSE NO.			AFL RANK	AFL LEADER NO.
Points Per Game		17.1	8	Buffalo 28.6
Total Yards Per Game		238.0	8	Buffalo 371.9
Yards Per Play		3.7	8	Buffalo 5.6
Rushing Yards Per Game		93.6	8	Buffalo 145.7
Net Passing Yards Per Game		144.4	8	Houston 251.9
			AFL RANK	AFL LEADER NO.
DEFENSE NO.				
Points Per Game		31.3	8	Buffalo 17.3
Total Yards Per Game		355.0	7	Buffalo 277.0
Yards Per Play		5.5	7	San Diego 4.4
Rushing Yards Per Game		147.4	8	Buffalo 65.2
Net Passing Yards Per Game		207.6	3	San Diego 179.9

1964 KEY AWARDS

All-AFL (1): CB Willie Brown. **AFL All-Star Game (4):** CB Willie Brown, LB Jim Fraser, S Goose Gonsoulin, C Jerry Sturm.

1964 AFL STANDINGS

AFL EAST

Team	W	L	T	Pct	PF	PA
y-Buffalo	12	2	0	.857	400	242
Boston	10	3	1	.769	365	297
New York Jets	5	8	1	.385	278	315
Houston	4	10	0	.286	310	355

AFL WEST

Team	W	L	T	Pct	PF	PA
y-San Diego	8	5	1	.615	341	300
Kansas City	7	7	0	.500	366	306
Oakland	5	7	2	.417	303	350
Denver	2	11	1	.154	240	438

y - Division Title

AFL CHAMPIONSHIP

12/26 - at Buffalo 20, San Diego 7

1964 NFL STANDINGS

NFL EAST

Team	W	L	T	Pct	PF	PA
y-Cleveland	10	3	1	.769	415	293
St. Louis	9	3	2	.750	357	331
Philadelphia	6	8	0	.429	312	313
Washington	6	8	0	.429	307	305
Dallas	5	8	1	.385	250	289
Pittsburgh	5	9	0	.357	253	315
New York Giants	2	10	2	.167	241	399

NFL WEST

Team	W	L	T	Pct	PF	PA
y-Baltimore	12	2	0	.857	428	225
Green Bay	8	5	1	.615	342	245
Minnesota	8	5	1	.615	355	296
Detroit	7	5	2	.583	280	260
Los Angeles	5	7	2	.417	283	339
Chicago	5	9	0	.357	260	379
San Francisco	4	10	0	.286	236	330

y - Division Title

NFL CHAMPIONSHIP

12/27 - at Cleveland 27, Baltimore 0

1963 FINAL STATISTICS (2-11-1)

Head Coach: Jack Faulkner AFL West: 4th Home Stadium: Bears Stadium

Date	W-L	Score	Opponent	Attendance	RUSHING	No.	Yds.	Avg.	Long	TD
Sept 7	L	7-59	Kansas City	21,115	Joe	154	649	4.2	68	4
Sept 14	L	14-20	at Houston	23,147	Stone	96	382	4.0	39	2
Sept 29	W	14-10	Boston	18,636	Slaughter	32	125	3.9	19	1
Oct 6	W	50-34	San Diego	18,428	Dixon	23	104	4.6	18	2
Oct 13	L	24-33	Houston	24,087	Mingo	24	90	3.8	17	0
Oct 18	L	21-40	at Boston	25,418	Breaux	10	51	5.1	15	0
Oct 26	T	35-35	at New York Jets	20,377	Mitchell	23	45	2.0	7	0
Nov 3	L	28-30	Buffalo	19,424	Dickinson	5	31	6.2	13	0
Nov 9	L	17-27	at Buffalo	30,989	Gaiters	9	20	2.2	8	0
Nov 17	L	9-14	New York Jets	14,247	Walker	2	14	7.0	9	0
Nov 28	L	10-26	Oakland	14,763	Barnes	0	2	—	2	0
Dec 8	L	21-52	at Kansas City	17,443	McCormick	3	-5	-1.7	-2	0
Dec 15	L	31-35	at Oakland	15,223	TEAM	3	0	0.0	0	0
Dec 22	L	20-58	at San Diego	31,312	BRONCOS	384	1508	3.9	68	9
					OPPONENTS	420	1687	4.0	—	15

TEAM STATISTICS	Den	Opp	RECEIVING	No.	Yds.	Avg.	Long	TD
TOTAL FIRST DOWNS	230	254	Taylor	78	1101	14.1	72	10
Rushing	84	92	Prebola	30	471	15.7	57	2
Passing	133	145	Groman	27	437	16.2	74	3
Penalty	13	17	Stone	22	208	9.4	55	2
TOTAL NET YARDS	3995	5081	Scarpitto	21	463	22.0	66	5
Avg. Per Game	285.4	362.9	Joe	15	90	6.0	34	1
NET YARDS RUSHING	1508	1687	Dixon	10	130	13.0	30	0
Avg. Per Game	107.7	120.5	Mitchell	8	71	8.8	20	0
Total Rushes	384	420	Mingo	3	11	3.7	27	0
Avg. Per Rush	3.9	4.0	Gaiters	1	74	74.0	74t	1
NET YARDS PASSING	2487	3394	Dickinson	1	9	9.0	9	0
Avg. Per Game	177.6	242.4	Rychlec	1	7	7.0	7	0
Sacked/Yards Lost	63/590	19/178	BRONCOS	217	3072	14.2	74t	24
Att./Completions	453/217	408/204	OPPONENTS	204	3572	17.5	—	40
Completion Pct.	47.9	50.0	INTERCEPTIONS	No.	Yds.	Avg.	Long	TD
Had Intercepted	28	15	Gonsoulin	6	64	10.6	42t	1
PUNTS/AVERAGE	81/44.4	61/43.7	Janik	2	32	16.0	31	0
PENALTIES/YARDS	65/548	61/516	McDaniel	2	12	6.0	10	0
FUMBLES/BALL LOST	34/15	33/20	Zeman	1	23	23.0	23	0
TOUCHDOWNS	36	61	Hopkins	1	21	21.0	21	0
Rushing	9	15	Brown	1	0	0.0	0	0
Passing	24	40	Holz	1	0	0.0	0	0
Kickoff Returns	1	1	Mitchell	1	0	0.0	0	0
Pass Interceptions	1	2	McGeever	0	*18	—	18	0
Fumble Returns	1	3	BRONCOS	15	170	11.3	42t	1
Safety	0	2	OPPONENTS	28	—	—	—	2
PAT (Total)	36	57	*return yardage gained by lateral					
Kicking	35	55	PUNTING	No.	Yds.	Avg.	Long	B
Running	0	0	Fraser	78	3595	46.1	66	—
Passing	1	2	BRONCOS	81	3595	44.3	66	3
FIELD GOALS	16/30	15/32	OPPONENTS	61	2664	43.7	—	—

Completion Pct.	47.9	50.0	INTERCEPTIONS	No.	Yds.	Avg.	Long	TD
Had Intercepted	28	15						
PUNTS/AVERAGE	81/44.4	61/43.7						
PENALTIES/YARDS	65/548	61/516						
FUMBLES/BALL LOST	34/15	33/20						
TOUCHDOWNS	36	61						
Rushing	9	15						
Passing	24	40						
Kickoff Returns	1	1						
Pass Interceptions	1	2						
Fumble Returns	1	3						
Safety	0	2						
PAT (Total)	36	57						
Kicking	35	55						
Running	0	0						
Passing	1	2						
FIELD GOALS	16/30	15/32						

PASSING	Att.	Comp.	Yds.	Comp. %	Yd./Att.	TD	TD %	Int	Int %	LG	Rtg.
Slaughter	223	112	1689	50.2	7.57	13	5.8	15	6.7	74	66.9
Breaux	138	70	935	50.7	6.78	7	5.1	6	4.3	71	71.4
McCormick	72	28	417	38.9	5.79	4	5.6	3	4.2	72	59.8
Tripucka	15	7	31	46.7	2.07	0	0.0	5	33.3	14	13.9
Stone	3	0	0	0.0	0.00	0	0.0	0	0.0	—	39.6
Taylor	1	0	0	0.0	0.00	0	0.0	0	0.0	—	39.6
Mingo	1	0	0	0.0	0.00	0	0.0	0	0.0	—	39.6
BRONCOS	453	217	3072	47.9	6.78	24	5.3	29	6.4	74	61.2
OPPONENTS	408	204	3572	50.0	8.75	40	9.8	15	3.7	—	97.6

SACKS: Gavin 4.5, McFadin 3.5, Lassiter 2.5, Peters 2, Nery 1.5, Daniel 1.5, Erdanson 1, McDaniel 1, Holz 0.5, Team 1, **TOTAL 19.0**

*return yardage gained by lateral

1963 PRIMARY STARTERS

OFFENSE	DEFENSE
SE Taylor, Lionel	LE Jacobs, Ray
LT Olson, Harold	LE Nery, Ron
LT Perkins, Jim	LT McFadin, Bud
LG McCullough, Bob	RT Holz, Gordy
C Sturm, Jerry	RE Gavin, Chuck
RG Barnes, Ernie	LLB Nocera, John
RT Danenhauer, Eldon	LLB Erlandson, Tom
TE Prebola, Gene	MLB McDaniel, Wahoo
FL Scarpitto, Bob	RLB Fraser, Jim
FL Groman, Bill	LC McGeever, John
QB Slaughter, Mickey	LC Brown, Willie
QB Breaux, Don	RC Mitchell, Charlie
HB Stone, Don	LS Zeman, Bob
HB Dixon, Hewritt	RS Gonsoulin, Goose
FB Joe, Billy	

1963 COACHES

Jack Faulkner (Head Coach), **Dale Dodrill** (Defensive Line), **Ed Hughes** (Defensive Backfield), **Red Miller** (Offensive Line), **Mac Speedie** (Offensive End).

1963 LEADERS / RANKINGS

			AFL	
INDIVIDUAL	PLAYER	NO.	RANK	AFL LEADER NO.
Points	Mingo	83	5	Cappelletti (BOS) 113
Rushing Yards	Joe	646	7	Daniels (OAK) 1,099
Passing Yards	Slaughter	1,689	8	Blanda (HOU) 3,003
Passer Rating	Slaughter	66.9	5	Rote (SD) 86.7
Receiving Yards	Taylor	1,101	3	Powell (OAK) 1,304
Receptions	Taylor	78	1	Taylor (DEN) 78
Interceptions	Gonsoulin	6	6t	Glick (HOU) 12
			AFL	
OFFENSE NO.			RANK	AFL LEADER NO.
Points Per Game	21.5		7	San Diego 28.5
Total Yards Per Game	285.4		7	San Diego 367.6
Rushing Yards Per Game	107.7		6	San Diego 157.4
Net Passing Yards Per Game	177.6		8	Houston 229.3
			AFL	
DEFENSE NO.			RANK	AFL LEADER NO.
Points Per Game	33.8		8	San Diego 18.2
Total Yards Per Game	362.9		7	Boston 265.4
Rushing Yards Per Game	120.5		6	Boston 79.1
Net Passing Yards Per Game	242.4		8	San Diego 180.1

1963 KEY AWARDS

All-AFL (1): S Goose Gonsoulin. **AFL All-Star Game (2):** S Goose Gonsoulin, DT Bud McFadin. **AFL Rookie of the Year (*The Sporting News*):** FB Billy Joe.

1963 AFL STANDINGS

AFL EAST

Team	W	L	T	Pct	PF	PA
x-Boston	7	6	1	.538	327	257
x-Buffalo	7	6	1	.538	304	291
Houston	6	8	0	.429	302	372
New York Jets	5	8	1	.385	249	399

AFL WEST

Team	W	L	T	Pct	PF	PA
y-San Diego	11	3	0	.786	399	255
Oakland	10	4	0	.714	363	282
Kansas City	5	7	2	.417	347	263
Denver	2	11	1	.154	301	473

x – Made Playoffs; y – Division Title

EASTERN DIVISION PLAYOFF GAME

12/28 – Boston 26, at Buffalo 8

AFL CHAMPIONSHIP

1/5 – at San Diego 51, Boston 10

1963 NFL STANDINGS

NFL EAST

Team	W	L	T	Pct	PF	PA
y-New York Giants	11	3	0	.786	448	280
Cleveland	10	4	0	.714	343	262
St. Louis	9	5	0	.643	341	283
Pittsburgh	7	4	3	.636	321	295
Dallas	4	10	0	.286	305	378
Washington	3	11	0	.214	279	398
Philadelphia	2	10	2	.167	242	381

NFL WEST

Team	W	L	T	Pct	PF	PA
y-Chicago	11	1	2	.917	301	144
Green Bay	11	2	1	.846	369	206
Baltimore	8	6	0	.571	316	285
Detroit	5	8	1	.385	326	265
Minnesota	5	8	1	.385	309	390
Los Angeles	5	9	0	.357	210	350
San Francisco	2	12	0	.143	198	391

y – Division Title

NFL CHAMPIONSHIP

12/29 – at Chicago 14, New York Giants 10

1962 FINAL STATISTICS (7-7)

Head Coach: Jack Faulkner AFL West: 2nd Home Stadium: Bears Stadium

Date	W-L	Score	Opponent	Attendance	RUSHING	No.	Yds.	Avg.	Long	TD
Sept 7	W	30-21	San Diego	28,000	Stone	94	360	3.8	27	3
Sept 15	W	23-20	at Buffalo	30,577	Dickinson	73	247	3.4	42	0
Sept 21	L	16-41	at Boston	21,038	Mingo	54	287	5.3	82t	4
Sept 30	W	32-10	at N.Y. Titans	17,213	Frazier	39	168	4.3	35	2
Oct 5	W	44-7	Oakland	22,452	Olszewski	33	114	3.4	46	0
Oct 14	W	23-6	at Oakland	7,000	Stinnette	21	87	4.1	14	1
Oct 21	W	20-10	Houston	34,496	Shaw	4	10	2.5	9	1
Oct 28	L	38-45	Buffalo	26,051	Tripucka	2	-1	-0.5	1	1
Nov 4	W	23-20	at San Diego	20,827	Taylor	2	26	13.0	18	0
Nov 11	L	29-33	Boston	28,187	BRONCOS	322	1298	4.0	82	12
Nov 18	L	3-24	Dallas	23,523	OPPONENTS	439	1868	4.3	—	11
Nov 22	L	45-46	N.Y. Titans	15,776						
Dec 2	L	17-34	at Houston	30,650	RECEIVING	No.	Yds.	Avg.	Long	TD
Dec 9	L	10-17	at Dallas	19,137	Taylor	77	908	11.8	45	4
					Dickinson	60	554	9.2	33	4
					Prebola	41	599	14.6	55	1
					Scarpitto	35	667	19.1	67	6
					Stone	20	223	11.2	56	2
					Mingo	14	107	7.6	34	0
					Olszewski	13	150	11.6	22	1
					Stinnette	13	109	8.4	32	0
					Frazier	11	211	19.2	96t	1
					Tarr	8	211	26.3	97t	2
					BRONCOS	292	3739	12.8	97t	21
					OPPONENTS	202	2894	14.3	—	24

1962 PRIMARY STARTERS

OFFENSE	DEFENSE
LE Taylor, Lionel	DE Gavin, Chuck
LT Sturmn, Jerry	DT McFadin, Bud
LT Perkins, Jim	DT Lassiter, Ike
LG Adamson, Ken	DT Holz, Gordon
C Barton, Jim	DT Cash, John
RG McCullough, Bob	LLB Fraser, Jim
RT Danenhauer, Eldon	MLB McDaniel, Wahoo
TE Prebola, Gene	LLB Roehneit, Bill
FL Scarpitto, Bob	LLB Stallcup, Jerry
FL Frazier, Al	LCB McGeever, John
QB Tripucka, Frank	RCB McMillin, Jim
QB Shaw, George	LS Zeman, Bob
HB Stone, Don	RS Gonsoulin, Goose
HB Mingo, Gene	
FB Dickinson, Bo	

1962 COACHES

Jack Faulkner (Head Coach), **Dale Dodrill** (Defensive Line), **Gary Glick** (Defensive Backfield), **Jim Martin** (Offensive Line), **Mac Speedie** (Offensive End).

1962 LEADERS / RANKINGS

			AFL	
INDIVIDUAL	PLAYER	NO.	RANK	AFL LEADER NO.
Points	Mingo	137	1	Mingo (DEN) 137
Rushing Yards	Stone	360	15	Gilchrist (BUF) 1,096
Passing Yards	Tripucka	2,917	1	Tripucka (DEN) 2,917
Passer Rating	Tripucka	64.4	3	Dawson (DLT) 98.3
Receiving Yards	Taylor	908	3	Powell (NYT) 1,130
Receptions	Taylor	77	1	Taylor (DEN) 77
Interceptions	Gonsoulin	7	7t	Riley (NYT) 11
			AFL	
OFFENSE NO.			RANK	AFL LEADER NO.
Points Per Game	25.2		3	Dallas Texans 27.8
Total Yards Per Game	335.9		4	Houston 355.1
Rushing Yards Per Game	92.7		7	Buffalo 177.1
Net Passing Yards Per Game	243.1		1	Denver 243.1
			AFL	
DEFENSE NO.			RANK	AFL LEADER NO.
Points Per Game	23.9		5	Dallas Texans 16.6
Total Yards Per Game	324.1		6	Dallas Texans 282.2
Rushing Yards Per Game	133.4		5	Dallas Texans 89.3
Net Passing Yards Per Game	190.7		5	Oakland 164.7

1962 KEY AWARDS

All-AFL (4): T Eldon Danenhauer, S Goose Gonsoulin, DT Bud McFadin, S Bob Zeman. **AFL All-Star Game (8):** T Eldon Danenhauer, LB Jim Fraser, S Goose Gonsoulin, DT Bud McFadin, HB Gene Mingo, WR Lionel Taylor, QB Frank Tripucka, S Bob Zeman. **AP AFL Coach of the Year:** Jack Faulkner.

1962 AFL STANDINGS

AFL EAST

Team	W	L	T	Pct	PF	PA
y-Houston	11	3	0	.786	387	270
Boston	9	4	1	.692	346	295
Buffalo	7	6	1	.538	309	272
New York Titans	5	9	0	.357	278	423

AFL WEST

Team	W	L	T	Pct	PF	PA
y-Dallas Texans	11	3	0	.786	389	233
Denver	7	7	0	.500	353	334
San Diego	4	10	0	.286	314	392
Oakland	1	13	0	.071	213	370

y – Division Title

AFL CHAMPIONSHIP

12/23 – Dallas Texans 20, at Houston 17 (20T)

1962 NFL STANDINGS

NFL EAST

Team	W	L	T	Pct	PF	PA
y-New York Giants	12	2	0	.857	398	283
Pittsburgh	9	5	0	.643	312	363
Cleveland	7	6	1	.538	291	257
Washington	5	7	2	.417	305	376
Dallas Cowboys	5	8	1	.385	398	402
St. Louis	4	9	1	.308	287	361
Philadelphia	3	10	1	.231	282	356

NFL WEST

Team	W	L	T	Pct	PF	PA
y-Green Bay	13	1	0	.929	415	148
Detroit	11	3	0	.786	315	177
Chicago	9	5	0	.643	321	287
Baltimore	7	7	0	.500	293	288
San Francisco	6	8	0	.429	282	331
Minnesota	2	11	1	.154	254	410
Los Angeles	1	12	1	.077	220	334

y – Division Title

NFL CHAMPIONSHIP

12/30 – Green Bay 16, at New York Giants 7

1961 FINAL STATISTICS (3-11)

Head Coach: Frank Filchock AFL West: 3rd Home Stadium: Bears Stadium

Date	W-L	Score	Opponent	Attendance	RUSHING	No.	Yds.	Avg.	Long	TD
Sept 10	W	22-10	at Buffalo	16,636	Stone	127	505	4.0	34	4
Sept 16	L	17-45	at Boston	14,479	Bukaty	76	187	2.5	45	5
Sept 24	L	28-35	at N.Y. Titans	14,381	Ames	19	114	6.0	26	0
Oct 1	L	19-33	at Oakland	8,361	Frazier	23	110	4.8	43	1
Oct 8	L	12-19	Dallas	14,500	Herring	15	74	4.9	20	2
Oct 15	W	27-24	Oakland	11,129	Mingo	18	51	2.8	15	0
Oct 22	W	27-10	N.Y. Titans	12,508	Sturm	8	31	3.9	9	0
Oct 29	L	0-37	at San Diego	32,584	Carmichael	15	24	1.6	8	0
Nov 5	L	14-55	Houston	11,564	Traynham	6	12	2.0	8	0
Nov 12	L	16-19	San Diego	7,859	Stinnette	19	8	0.4	9	0
Nov 19	L	10-23	Buffalo	7,645	Allen	3	-4	-1.3	2	0
Nov 26	L	14-45	at Houston	27,874	Trippucka	4	-8	-2.0	0	0
Dec 3	L	24-28	Boston	9,303	TEAM	0	-13	-13.0	0	0
Dec 10	L	21-49	at Dallas	8,000	BRONCOS	333	1091	3.3	45	11
					OPPONENTS	435	1633	3.8	—	17

TEAM STATISTICS		Den	Opp	RECEIVING		No.	Yds.	Avg.	Long	TD
TOTAL FIRST DOWNS		219	233	Taylor		100	1176	12.7	52	4
Rushing		66	83	Frazier		47	799	17.0	87t	6
Passing		127	127	Stone		38	344	9.1	37	4
Penalty		26	23	Prebola		29	349	12.0	54	1
TOTAL NET YARDS		3811	4418	Mingo		8	110	13.8	69	2
Avg. Per Game		272.2	315.6	Bukaty		14	94	6.7	13	0
NET YARDS RUSHING		1091	1633	Stinnette		11	58	5.3	15	1
Avg. Per Game		77.9	116.6	Mingo		8	110	13.8	69	2
Total Rushes		333	435	Ames		6	20	3.3	9	0
Avg. Per Rush		3.3	3.7	Hill		4	33	8.3	15	0
NET YARDS PASSING		2720	2785	Sturm		2	-1	-0.5	0	0
Avg. Per Game		194.3	198.9	Traynham		1	-1	-1.0	0	0
Sacked/Yards Lost		33/284	33/275	BRONCOS		265	3004	11.3	81	18
Att./Completions		568/265	433/194	OPPONENTS		194	3060	15.8	—	30
Completion Pct.		46.7	44.8	INTERCEPTIONS		No.	Yds.	Avg.	Long	TD
Had Intercepted		45	26	Nugent		7	77	11.0	30	0
PUNTS/AVERAGE		80/39.4	77/40.5	Gonsoulin		6	76	12.7	38	0
PENALTIES/YARDS		60/560	98/799	McMillin		5	56	11.2	26	0
FUMBLES/BALL LOST		33/20	25/14	McNamara		3	85	28.3	34	0
TOUCHDOWNS		32	56	Hudson		3	16	5.3	13	0
Rushing		11	17	Stinnette		1	40	40.0	40	0
Passing		18	30	Lamberti		1	5	5.0	5	0
Defense>Returns		3	9	BRONCOS		26	355	13.7	40	0
PAT (Total)		28	37	OPPONENTS		45	818	18.2	—	5
Kicking		27/27	36/38	PUNTING		No.	Yds.	Avg.	Long	B
Running		0/1	1/1	Herring		80	3149	39.4	63	0
Passing		1/1	0/1	OPPONENTS		77	3120	40.5	—	0
FIELD GOALS		8/25	13/26	PUNT RETURNS		No.	Yds.	Avg.	Long	TD

Score By Periods		1	2	3	4	OT	Total							
BRONCOS		52	34	37	128	—	251							
OPPONENTS		75	143	95	119	—	432							
								PUNT RETURNS		No.	Yds.	Avg.	Long	TD
SCORING		TD	Ru	Pa	Rt	PAT	FG	\$	PTS	Frazier				
										Carmichael				
										McNamara				
										Ames				
										Gavin				
Hill		0	0	0	—	16/16	5/15	0	31	Mingo				
Taylor		4	0	4	—	0/0	0/0	0	24	BRONCOS				
Herring		2	2	0	—	0/0	0/0	0	12	33				
Prebola		1	0	1	—	0/0	0/0	0	8	369				
Gavin		1	0	0	1	0/0	0/0	0	6	11.2				
Stinnette		1	0	1	—	0/0	0/0	0	6	55				
BRONCOS		32	11	18	3	27/27	8/25	1	251	2				
OPPONENTS		56	17	30	9	52/52	13/26	0	432	26				
								KICKOFF RETURNS		No.	Yds.	Avg.	Long	TD
SCORING		TD	Ru	Pa	Rt	PAT	FG	\$	PTS	Frazier				
										Carmichael				
										Ames				
										Stone				
										Mingo				
Bukaty		3	41	13.7	20	0								
Gonsoulin		1	34	34.0	34	0								
Hill		1	23	23.0	23	0								
Prebola		1	8	8.0	8	0								
Stinnette		1	6	6.0	6	0								
BRONCOS		66	1501	22.7	90t	1								
OPPONENTS		42	720	17.1	—	0								

PASSING	Att.	Comp.	Yds.	Comp.%	Yd./Att.	TD	TD%	Int	Int%	LG	Rtg.
Trippucka	344	167	1690	48.5	4.91	10	2.9	21	6.1	87t	47.3
Herring	211	93	1160	44.1	5.50	5	2.4	22	10.4	54	30.0
Mingo	8	4	136	50.0	17.0	2	25.0	0	0.0	52	135.4
Stone	2	1	18	50.0	9.0	1	50.0	0	0.0	18t	120.8
Taylor	2	0	0	0.0	0.00	0	0.0	1	50.0	0	0.0
Frazier	1	0	0	0.0	0.00	0	0.0	1	100.0	0	0.0
BRONCOS	568	265	3004	46.7	5.29	18	3.2	45	7.9	87t	40.6
OPPONENTS	433	194	3060	44.8	7.07	30	6.9	26	6.0	—	66.9

SACKS: Cash 7, Hauser 5.5, McFadin 5, Hudson 2, Stinnette 2, McDaniel 2, Konovsky 1, Gavin 1, Holz 0.5, Team 7, **TOTAL 33.0**

1961 PRIMARY STARTERS

OFFENSE	DEFENSE
LE Taylor, Lionel	LE Cash, John
LT Mattox, Jack	LT McFadin, Bud
LG Adamson, Ken	RT Holz, Gordon
C Nichols, Mike	RE Gavin, Chuck
C Barton, Jim	LLB Hudson, Bob
RG Larpenter, Carl	MLB McDaniel, Wahoo
RT Danenhauer, Eldon	RLB Roehneft, Bill
TE Prebola, Gene	RLB Stalcup, Jerry
FL Frazier, Al	LC McNamara, Bob
QB Tripucka, Frank	RC McMillan, Jim
QB Herring, George	LS Nugent, Phil
HB Stone, Don	RS Gonsoulin, Goose
FB Bukaty, Fred	

1961 COACHES

Frank Filchuck (Head Coach), Ken Carpenter (Assistant), Dale Dodrill (Line).

1961 LEADERS / RANKINGS

			AFL	
INDIVIDUAL	PLAYER	NO.	RANK	AFL LEADER NO.
Points	Frazier	50	13	Cappelletti (BOS) 147
Rushing Yards	Stone	505	6	Cannon (HOU) 948
Passing Yards	Tripucka	1,690	6	Blanda (HOU) 3,330
Passer Rating	Tripucka	47.3	8	Blanda (HOU) 91.3
Receiving Yards	Taylor	1,176	2	Hennigan (HOU) 1,746
Receptions	Taylor	100	1	Taylor (DEN) 100
Interceptions	Nugent	7	6t	Atkins (BUF) 10
			AFL	
OFFENSE NO.			RANK	AFL LEADER NO.
Points Per Game	17.9		7	Houston 36.6
Total Yards Per Game	272.2		7	Houston 449.1
Rushing Yards Per Game	77.9		8	Dallas Texans 155.9
Net Passing Yards Per Game	194.3		3	Houston 313.7
			AFL	
DEFENSE NO.			RANK	AFL LEADER NO.
Points Per Game	30.9		7	San Diego 15.6
Total Yards Per Game	315.6		6	San Diego 265.7
Rushing Yards Per Game	116.6		5	Boston 74.4
Net Passing Yards Per Game	198.9		5	San Diego 168.8

1961 KEY AWARDS

All-AFL (2): DT Bud McFadin, WR Lionel Taylor. **AFL All-Star Game (4):** G Ken Adamson, S Goose Gonsoulin, DT Bud McFadin, HB Don Stone.

1961 AFL STANDINGS

AFL EAST

Team	W	L	T	Pct	PF	PA
y-Houston	10	3	1	.769	513	242
Boston	9	4	1	.692	413	313
New York Titans	7	7	0	.500	301	390
Buffalo	6	8	0	.429	294	342

AFL WEST

Team	W	L	T	Pct	PF	PA
y-San Diego	12	2	0	.857	396	219
Dallas Texans	6	8	0	.429	334	343
Denver	3	11	0	.214	251	432
Oakland	2	12	0	.143	237	458

y – Division Title

AFL CHAMPIONSHIP

12/24 – Houston 10, at San Diego 3

1961 NFL STANDINGS

NFL EAST

Team	W	L	T	Pct	PF	PA
y-New York Giants	10	3	1	.769	368	220
Philadelphia	10	4	0	.714	361	297
Cleveland	8	5	1	.615	319	270
St. Louis	7	7	0	.500	279	267
Pittsburgh	6	8	0	.429	295	287
Dallas Cowboys	4	9	1	.308	236	380
Washington	1	12	1	.077	174	392

NFL WEST

Team	W	L	T	Pct	PF	PA
y-Green Bay	11	3	0	.786	391	223
Detroit	8	5	1	.615	270	258
Baltimore	8	6	0	.571	302	307
Chicago	8	6	0	.571	326	302
San Francisco	7	6	1	.538	346	272
Los Angeles	4	10	0	.286	263	333
Minnesota	3	11	0	.214	285	407

y – Division Title

NFL CHAMPIONSHIP

12/31 – at Green Bay 37, New York Giants 0

1960 FINAL STATISTICS (4-9-1)

Head Coach: Frank Filchock AFL West: 4th Home Stadium: Bears Stadium

Date	W-L	Score	Opponent	Attendance	RUSHING	No.	Yds.	Avg.	Long	TD
Sept 9	W	13-10	at Boston	21,597	Rolle	130	501	3.9	57	2
Sept 18	W	27-21	at Buffalo	15,229	Mingo	83	323	3.9	39	4
Sept 23	L	24-28	at N.Y. Titans	20,462	Bell	43	238	5.5	68	0
Oct 2	W	31-14	Oakland	18,372	Carmichael	41	211	5.1	47	2
Oct 16	L	19-23	L.A. Chargers	19,141	Stransky	28	78	2.8	16	0
Oct 23	W	31-24	Boston	12,683	Wegert	5	37	7.4	32	0
Oct 30	L	14-17	Dallas Texans	13,002	Carpenter	4	13	3.3	9	0
Nov 6	L	25-45	Houston	14,489	McNamara	17	33	1.9	7	1
Nov 13	L	7-34	at Dallas Texans	21,000	Brodnax	15	18	1.2	7	0
Nov 20	L	10-20	at Houston	20,778	Allen	30	18	0.6	4	1
Nov 27	T	38-38	Buffalo	7,785	Taylor	5	-6	-3.0	—	0
Dec 4	L	27-30	N.Y. Titans	5,861	Herring	5	-46	-9.2	—	0
Dec 10	L	33-41	at L.A. Chargers	9,928	Tripucca	37	-226	-6.1	—	0
Dec 16	L	10-48	at Oakland	7,000	BRONCOS	440	1195	2.7	68	10
					OPPONENTS	541	2145	4.0	—	23

TEAM STATISTICS				Den	Opp					
TOTAL FIRST DOWNS				248	254					
Rushing				84	112					
Passing				141	123					
Penalty				23	19					
TOTAL NET YARDS				4442	5132					
Avg. Per Game				317.3	366.6					
NET YARDS RUSHING				1195	2145					
Avg. Per Game				85.4	153.2					
Total Rushes				440	541					
NET YARDS PASSING				3247	2987					
Avg. Per Game				231.9	213.4					
Att./Completions				508/259	387/189					
Completion Pct.				51.0	48.7					
Had Intercepted				35	27					
PUNTS/AVERAGE				70/37.3	67/39.0					
PENALTIES/YARDS				54/501	62/633					
FUMBLES/BALL LOST				32/17	26/17					
TOUCHDOWNS				37	49					
Rushing				10	19					
Passing				24	25					
Defense>Returns				3	5					

Score By Periods	1	2	3	4	OT	Total
BRONCOS	42	93	86	88	—	309
OPPONENTS	96	108	90	99	—	393

SCORING										
TD	Ru	Pa	Rt	PAT	FG	\$	PTS			
Mingo	6	4	1	1	33/36	18/28	0	123		
Taylor	12	0	12	0	0/0	0/0	0	72		
Carmichael	7	2	5	0	0/0	0/0	0	42		
Rolle	3	2	1	0	0/0	0/0	0	18		
McNamara	2	1	1	0	0/0	0/0	0	12		
Allen	1	1	0	0	0/0	0/0	0	6		
Brodnax	1	0	1	0	0/0	0/0	0	6		
Carpenter	1	0	1	0	0/0	0/0	0	6		
Greer	1	0	1	0	0/0	0/0	0	6		
Pyeatt	1	0	0	1	0/0	0/0	0	6		
Yelverton	1	0	0	1	0/0	0/0	0	6		
Jessup	1	0	1	0	0/0	0/0	0	6		
BRONCOS	37	10	24	3	33/36	18/28	0	309		
OPPONENTS	49	19	25	5	44/47	17/27	0	393		

SACKS: Yelverton 6, Day 2, King 2, McFadin 1.5, Hatley 1.5, Gavin 1, Nichols 1, Davis 1, Young 0.5, Team 7, **TOTAL 23.5**

PUNTING										
No.	Yds.	Avg.	Long	B						
70	2610	37.3	70	0						
OPPONENTS	67	2611	39.0	—	0					

PUNT RETURNS										
No.	Yds.	Avg.	Long	TD						
15	101	6.7	—	0						
11	68	6.2	—	0						
3	92	30.7	76t	—						
BRONCOS	29	261	9.0	76t	1					
OPPONENTS	20	149	7.5	—	1					

KICKOFF RETURNS										
No.	Yds.	Avg.	Long	TD						
22	581	26.4	58	0						
9	209	23.2	—	0						
9	192	21.3	—	0						
6	143	23.8	—	0						
7	153	21.9	—	0						
5	117	23.4	—	0						
5	72	14.4	—	0						
2	60	30.0	—	0						
1	11	11.0	11	0						
1	9	9.0	9	0						
BRONCOS	67	1547	23.1	58	0					
OPPONENTS	54	1087	20.1	—	1					

PASSING										
Att.	Comp.	Yds.	Comp. %	Yd./Att.	TD	TD%	Int	Int%	LG	Rtg.
478	248	3038	51.9	6.36	24	5.0	34	7.1	80	58.9
22	9	137	40.9	6.23	0	0.0	1	4.5	21	43.2
7	1	46	14.3	6.57	0	0.0	0	0.0	46	54.5
1	1	26	100.0	26.00	0	0.0	0	0.0	26	118.8
BRONCOS	508	259	3247	51.0	6.39	24	4.7	35	6.9	58.2
OPPONENTS	387	189	2987	48.8	7.72	25	6.5	27	7.0	67.4

1960 PRIMARY STARTERS

OFFENSE	DEFENSE
LE Taylor, Lionel	LE Young, Joe
LE Greer, Jim	LE King, Don
LT Holz, Gordon	LT McFadin, Bud
LT Larpenter, Carl	RT Hatley, John
LG Adamson, Ken	RE Gavin, Chuck
C Nichols, Mike	RE Yelverton, Bill
RG Smith, Willie	LLB Mangum, Pete
RT Danenhauer, Eldon	LLB Hudson, Bob
RE Jessup, Bill	MLB Brown, Hardy
RE Epperson, Pat	MLB Kutchtta, Frank
FL McNamara, Bob	RLB Day, Albert
FL Carpenter, Ken	LC Bernardi, Frank
QB Tripucka, Frank	LC McNamara, Bob
HB Bell, Henry	RC Pyeatt, John
HB Mingo, Gene	LS Romine, Al
FB Rolle, Dave	RS Gonsoulin, Goose

1960 COACHES

Frank Filchuck (Head Coach), Jim Cason (Backfield), Dale Dodrill (Line).

1960 LEADERS / RANKINGS

			AFL	
INDIVIDUAL	PLAYER	NO.	RANK	AFL LEADER NO.
Points	Mingo	123	1	Mingo (DEN) 123
Rushing Yards	Rolle	501	8	Haynes (DLT) 875
Passing Yards	Tripucka	3,038	1	Tripucka (DEN) 3,038
Passer Rating	Tripucka	58.9	7	Flores (OAK) 71.8
Receiving Yards	Taylor	1,235	3	Groman (HOU) 1,473
Receptions	Taylor	92	1	Taylor (DEN) 92
Interceptions	Gonsoulin	11	1	Gonsoulin (DEN) 11
			AFL	
OFFENSE NO.			RANK	AFL LEADER NO.
Points Per Game	22.1		6	New York Titans 27.3
Total Yards Per Game	317.3		6	Houston 352.6
Rushing Yards Per Game	85.4		8	Dallas Texans 129.6
Net Passing Yards Per Game	231.9		3	Houston 240.8
			AFL	
DEFENSE NO.			RANK	AFL LEADER NO.
Points Per Game	28.1		7	Dallas Texans 18.1
Total Yards Per Game	366.6		8	Buffalo 275.3
Rushing Yards Per Game	153.2		8	Dallas Texans 70.0
Net Passing Yards Per Game	213.4		5	Buffalo 175.8

1960 KEY AWARDS

All-AFL (3): S Goose Gonsoulin, DT Bud McFadin, WR Lionel Taylor.

1960 AFL STANDINGS

AFL EAST

Team	W	L	T	Pct	PF	PA
y-Houston	10	4	0	.714	379	285
New York Titans	7	7	0	.500	382	399
Buffalo	5	8	1	.385	296	303
Boston	5	9	0	.357	286	349

AFL WEST

Team	W	L	T	Pct	PF	PA
y-L.A. Chargers	10	4	0	.714	373	336
Dallas Texans	8	6	0	.571	362	253
Oakland	6	8	0	.429	319	388
Denver	4	9	1	.308	309	393

y – Division Title

AFL CHAMPIONSHIP

1/1 – at Houston 24, L.A. Chargers 16

1960 NFL STANDINGS

NFL EAST

Team	W	L	T	Pct	PF	PA
y-Philadelphia	10	2	0	.833	321	246
Cleveland	8	3	1	.727	362	217
New York Giants	6	4	2	.600	271	261
St. Louis	6	5	1	.545	288	230
Pittsburgh	5	6	1	.455	240	275
Washington	1	9	2	.100	178	309

NFL WEST

Team	W	L	T	Pct	PF	PA
y-Green Bay	8	4	0	.667	332	209
Detroit	7	5	0	.583	239	212
San Francisco	7	5	0	.583	208	205
Baltimore	6	6	0	.500	288	234
Chicago	5	6	1	.455	194	299
L.A. Rams	4	7	1	.364	265	297
Dallas Cowboys	0	11	1	.000	177	369

y – Division Title

NFL CHAMPIONSHIP

12/26 – at Philadelphia 17, Green Bay 13

DENVER BRONCOS STARTERS, 1960-2014

Listed below are the usual starters, by position, for the Denver Broncos on a season-by-season basis from 1960-2014. A player must have been the starter for the majority of the games that season to be designated as the starter. If the number of starting assignments at a position were virtually equal, two players have been listed with the player who had the greater playing time listed first. The term "Ret" is used to designate a player who was a kick return specialist.

1960		1961		1962		1963	
OFFENSE		OFFENSE		OFFENSE		OFFENSE	
LE	87 Lionel Taylor	LE	87 Lionel Taylor	LE	87 Lionel Taylor	SE	87 Lionel Taylor
85	Jim Greer	LT	77 Jack Mattox	LT	72 Jerry Sturm	LT	76 Harold Olson
LT	74 Gordon Holz	LG	60 Ken Adamson	LG	71 Jim Perkins	LG	71 Jim Perkins
77	Carl Larpenster	C	51 Mike Nichols	C	60 Ken Adamson	LG	67 Bob McCullough
LG	60 Ken Adamson	52	Jim Barton	52	Jim Barton	C	72 Jerry Sturm
C	51 Mike Nichols	RG	77 Carl Larpenster	RG	67 Bob McCullough	RG	62 Ernie Barnes
RG	71 Willie Smith	RT	75 Eldon Danenhauer	RT	75 Eldon Danenhauer	RT	75 Eldon Danenhauer
RT	75 Eldon Danenhauer	TE	88 Gene Prebola	TE	88 Gene Prebola	TE	88 Gene Prebola
RE	81 Bill Jessup	FL	42 Al Frazier (Ret)	FL	82 Bob Scarpitto	FL	82 Bob Scarpitto
88	Pat Epperson	QB	18 Frank Trippuca	QB	42 Al Frazier (Ret)	83	Bill Groman
FL	41 Bob McNamara	16	George Herring	18	Frank Trippuca	QB	17 Mickey Slaughter
QB	18 Frank Trippuca	HB	34 Don Stone	HB	17 George Shaw	QB	19 Don Braux
HB	20 Henry Bell	P	33 Fred Bukaty	P	21 Gene Mingo	HB	34 Don Stone
21	Gene Mingo	PK	21 G. Mingo/84 J. Hill	PK	35 Bo Dickinson	FB	24 Hewritt Dixon
FB	35 Dave Rolle			55	Jim Fraser	P	51 Jim Fraser
P	16 George Herring			21	Gene Mingo	PK	21 Gene Mingo
PK	21 Gene Mingo					Ret	27 Charley Mitchell
Ret	40 Al Carmichael						
DEFENSE		DEFENSE		DEFENSE		DEFENSE	
LE	65 Joe Young	LE	66 John Cash	DE	61 Chuck Gavin	LE	83 Ray Jacobs
70	Don King	LT	64 Bud McFadin	DT	64 Bud McFadin	LT	80 Ron Nery
LT	64 Bud McFadin	RT	74 Gordon Holz	DT	63 Ike Lassiter	80	Bud McFadin
RT	67 John Hatley	RE	61 Chuck Gavin	DT	74 Gordon Holz	RT	74 Gordy Holz
RE	61 Chuck Gavin	LLB	53 Bob Hudson	LLB	66 John Cash	RE	61 Chuck Gavin
76	Bill Yelverton	MLB	55 Wahoo McDaniel	MLB	55 Jim Fraser	LLB	33 John Nocera
LLB	33 Pete Mangum	RLB	68 Bill Roehnelt	LLB	55 Wahoo McDaniel	MLB	53 Tom Erlandson
53	Bob Hudson	LC	41 Bob McNamara	RCB	68 Bill Roehnelt	RLB	54 Wahoo McDaniel
MLB	34 Hardy Brown	RC	45 Jim McMillan	62	Jerry Stallcup	55	Jim Fraser
52	Frank Kutchta	LS	Phil Nugent	LS	47 John McGeever	LC	47 John McGeever
RLB	84 Albert Day	RS	23 Goose Gonsoulin	RS	45 Jim McMillin	RC	24 Willie Brown
LC	43 Frank Bernardi			46	Bob Zeman	LS	27 Charlie Mitchell
41	Bob McNamara			23	Goose Gonsoulin	RS	46 Bob Zeman
RC	83 John Pyeatt					23	Goose Gonsoulin
LS	42 Al Romine						
RS	23 Goose Gonsoulin						
1964		1965		1966		1967	
OFFENSE		OFFENSE		OFFENSE		OFFENSE	
SE	87 Lionel Taylor	SE	87 Lionel Taylor	SE	87 Lionel Taylor	SE	41 Eric Crabtree
LT	73 Harold Olson	LT	77 Bob Breitenstein	LT	76 Bob Breitenstein	LT	64 Sam Brunelli
LG	71 Jim Perkins	LG	72 Jerry Sturm	LG	72 Jerry Sturm	LG	67 George Goodecke
68	Tom Nomina	68	Tom Nomina	C	52 Ray Kubala	C	59 Larry Kaminski
C	72 Jerry Sturm	C	52 Ray Kubala	59	Larry Kaminski	RG	73 Pat Mattson
RG	67 Bob McCullough	RG	67 Bob McCullough	RG	79 John Gonzaga	RT	78 Tom Cichowski
RT	75 Eldon Danenhauer	RT	75 Eldon Danenhauer	RT	74 Lee Burnett	TE	85 Tom Beer
TE	30 Hewritt Dixon	TE	30 Hewritt Dixon	TE	88 Al Denson	FL	88 Al Denson
FL	82 Bob Scarpitto	88	Al Denson	FL	82 Bob Scarpitto	QB	13 Steve Tensi
88	Al Denson	QB	82 Bob Scarpitto	QB	10 John McCormick	HB	44 Floyd Little (Ret)
QB	15 Jacky Lee	7	Mickey Slaughter	15	Max Chobioan	27	Charlie Mitchell
7	Mickey Slaughter	10	John McCormick	HB	28 Abner Haynes (Ret)	FB	31 Bo Hickey
HB	27 Charley Mitchell	HB	28 Abner Haynes (Ret)	28	Charley Mitchell	33	Wendell Hayes
28	Abner Haynes	27	Charlie Mitchell	FB	33 Wendell Hayes	P	82 Bob Scarpitto
FB	3 Billy Joe	FB	2 Cookie Gilchrist	P	82 Bob Scarpitto	PK	2 Bob Humphreys
P	51 Jim Fraser	29	Wendell Hayes	PK	12 Gary Kroner		
PK	21 Gene Mingo	P	82 Bob Scarpitto				
77	Dick Guesman	PK	12 Gary Kroner				
Ret	42 Odell Barry	Ret	42 Odell Barry				
DEFENSE		DEFENSE		DEFENSE		DEFENSE	
LE	83 Ray Jacobs	LE	80 Ed Cooke	LE	81 Max Leetzow	LE	75 Rex Mirich
LT	77 Dick Guesman	LT	83 Ray Jacobs	80	Don La Rose	LT	62 Jerry Inman
RT	70 Charlie Janerette	RT	70 Charlie Janerette	LT	83 Ray Jacobs	RT	63 Dave Costa
RE	80 Ed Cooke	RE	81 Max Leetzow	RT	66 Larry Cox	RE	87 Richard Jackson
78	Leroy Moore	78	Leroy Moore	61	Bill Keating	LLB	50 Carl Cunningham
LLB	50 Jerry Hopkins	LLB	53 Tom Erlandson	RE	60 Bob Young	MLB	57 John Huard
53	Tom Erlandson	MLB	50 Jerry Hopkins	LLB	50 Jerry Hopkins	55	Pete Duranko
MLB	55 Marv Matuszak	54	Ed Cummings	51	Eugene Jeter	RLB	54 Chip Myrtle
RLB	51 Jim Fraser	RLB	56 John Bramlett	MLB	55 Archie Matsos	58	Frank Richter
LC	24 Willie Brown	LC	24 Willie Brown	RLB	56 John Bramlett	LC	21 Goldie Sellers (Ret)
RC	20 Willie West	45	Jim McMillan	LC	24 Willie Brown	RC	48 Nemiah Wilson
46	John Griffin	RC	47 John McGeever	21	Goldie Sellers (Ret)	FS	28 Jack Lentz
LS	47 John McGeever	LS	44 Miller Farr	RC	48 Nemiah Wilson	SS	43 Pete Jaquess
RS	23 Goose Gonsoulin	46	John Griffin	LS	42 Lonnie Wright	45	Tom Cassese
		RS	23 Goose Gonsoulin	RS	23 Goose Gonsoulin		

1968		1969		1970		1971	
OFFENSE		OFFENSE		OFFENSE		OFFENSE	
SE	88 Al Denson	SE	88 Al Denson	SE	88 Al Denson	SE	42 Bill Van Heusen
LT	42 Billy Van Heusen	LT	84 Mike Haffner	LT	42 Bill Van Heusen	LT	80 Jerry Simmons
LG	72 Sam Brunelli	LG	72 Sam Brunelli	LG	72 Sam Brunelli	LG	75 Roger Shoals
C	67 George Goeddeke	C	67 George Goeddeke	C	67 George Goeddeke	C	68 Larron Jackson
G	59 Larry Kaminski	G	59 Larry Kaminski	G	59 Larry Kaminski	G	59 Larry Kaminski
RG	60 Bob Young	RG	60 Bob Young	RG	60 Bob Young	RG	67 George Goeddeke
RT	64 Jon Homan	RT	74 Mike Current	RT	74 Mike Current	RT	64 Mike Schnitker
TE	74 Mike Current	TE	85 Tom Beer	TE	83 Jim Whalen	TE	61 Tom Lyons
	85 Tom Beer		82 Dave Pivec		81 Billy Masters		74 Mike Current
WR	41 Eric Crabtree	WR	89 John Embree	WR	84 Mike Haffner	WR	81 Billy Masters
	80 Jimmy Jones						40 Jack Gehrke
QB	15 Marlin Briscoe	QB	13 Steve Tensi	QB	14 Peter Liske	QB	82 Dwight Harrison
	13 Steve Tensi		14 Peter Liske		13 Steve Tensi		10 Steve Ramsey
HB	44 Floyd Little (Ret)	HB	44 Floyd Little	HB	44 Floyd Little	HB	13 Don Horn
	22 Fran Lynch		26 Frank Quayle		11 Bobby Anderson (Ret)		44 Floyd Little
FB	32 Garrett Ford	FB	22 Fran Lynch	FB	33 Willis Greshaw	FB	22 Fran Lynch
	40 Brendan McCarthy		39 Tom Smiley		35 Olen Turner		11 Bobby Anderson
P	42 Billy Van Heusen	P	42 Bill Van Heusen	P	42 Bill Van Heusen	P	42 Bill Van Heusen
			34 Gus Hollomon				
PK	3 Bobby Howfield	PK	3 Bob Howfield	PK	3 Bob Howfield	PK	15 Jim Turner
	Ret		29 Wandy Williams				
DEFENSE		DEFENSE		DEFENSE		DEFENSE	
LE	55 Pete Duranko	LE	87 Rich Jackson	LE	87 Rich Jackson	LE	87 Rich Jackson
	70 Paul Smith						
LT	62 Jerry Inman	LT	70 Paul Smith	LT	70 Paul Smith	LT	63 Dave Costa
	75 Rex Mirich		62 Jerry Inman				
RT	63 Dave Costa	RT	63 Dave Costa	RT	63 Dave Costa	RT	70 Paul Smith
RE	87 Richard Jackson	RE	55 Pete Duranko	RE	55 Pete Duranko	RE	77 Lyle Alzado
LLB	50 Carl Cunningham	LLB	50 Carl Cunningham	LLB	50 Carl Cunningham	LLB	50 Olen Underwood
MLB	57 John Huard	MLB	57 John Huard	MLB	57 Fred Forsberg	MLB	52 Fred Forsberg
RLB	52 Fred Forsberg	RLB	54 Chip Myrtle	RLB	52 John Huard	RLB	54 Chip Myrtle
	54 Chip Myrtle				54 Chip Myrtle		
LC	20 Charlie Greer	LC	40 Grady Cavness	LC	28 Cornell Gordon	LC	41 Leroy Mitchell
RC	23 Drake Garrett	RC	36 Billy Thompson (Ret)	RC	36 Billy Thompson (Ret)	RC	36 Billy Thompson (Ret)
FS	28 Jack Lentz	FS	43 Pete Jaquess	FS	43 Pete Jaquess	FS	26 George Saimes
			41 George Burrell		47 Paul Martha		
SS	43 Pete Jaquess	SS	20 Charles Greer	SS	20 Charles Greer	SS	20 Charles Greer
	34 Gus Hollomon						
1972		1973		1974		1975	
OFFENSE		OFFENSE		OFFENSE		OFFENSE	
WR	84 Rod Sherman	WR	25 Haven Moses	WR	25 Haven Moses	WR	80 Rick Upchurch (Ret)
	25 Haven Moses				42 Bill Van Heusen		42 Bill Van Heusen
LT	78 Marv Montgomery	LT	78 Marv Montgomery	LT	71 Claudie Minor	LT	71 Claudie Minor
			68 Larron Jackson				
LG	68 Larron Jackson	LG	64 Mike Schnitker	LG	68 Larron Jackson	LG	61 Tom Lyons
					61 Tom Lyons		
C	59 Larry Kaminski	C	50 Bobby Maples	C	50 Bobby Maples	C	50 Bobby Maples
RG	64 Mike Schnitker	RG	61 Tom Lyons	RG	60 Paul Howard	RG	60 Paul Howard
	61 Tom Lyons						
RT	74 Mike Current	RT	74 Mike Current	RT	74 Mike Current	RT	74 Mike Current
							78 Marv Montgomery
TE	81 Billy Masters	TE	88 Riley Odoms	TE	88 Riley Odoms	TE	88 Riley Odoms
	88 Riley Odoms		88 Billy Masters		82 Billy Masters		
WR	80 Jerry Simmons	WR	84 Gene Washington	WR	80 Jerry Simmons	WR	25 Haven Moses
			80 Jerry Simmons				82 Jack Dolbin
QB	12 Charley Johnson	QB	12 Charley Johnson	QB	12 Charley Johnson	QB	10 Steve Ramsey
	10 Steve Ramsey				10 Steve Ramsey		12 Charlie Johnson
HB	44 Floyd Little	HB	44 Floyd Little	HB	24 Otis Armstrong (Ret)	HB	44 Floyd Little (Ret)
	22 Fran Lynch		24 Otis Armstrong (Ret)		44 Floyd Little		24 Otis Armstrong
FB	11 Bobby Anderson	FB	33 Joe Dawkins	FB	32 Jon Keyworth	FB	32 Jon Keyworth
	33 Joe Dawkins (Ret)		11 Bobby Anderson				22 Fran Lynch
P	42 Bill Van Heusen	P	42 Bill Van Heusen	P	42 Bill Van Heusen	P	42 Bill Van Heusen
PK	15 Jim Turner	PK	15 Jim Turner	PK	15 Jim Turner	PK	15 Jim Turner
DEFENSE		DEFENSE		DEFENSE		DEFENSE	
RE	77 Lyle Alzado	RE	77 Lyle Alzado	RE	77 Lyle Alzado	LE	79 Barney Chavous
RT	76 Tom Dommres	RT	79 Barney Chavous	RT	55 Pete Duranko	LT	63 John Grant
							68 Rubin Carter
LT	70 Paul Smith	LT	70 Paul Smith	LT	63 John Grant	RT	70 Paul Smith
					75 Ed Smith		
LE	55 Pete Duranko	LE	55 Pete Duranko	LE	79 Barney Chavous	RE	77 Lyle Alzado
RLB	54 Chip Myrtle	RLB	56 Ray May	RLB	66 Jim O'Malley	LLB	57 Tom Jackson
MLB	58 Tom Graham	MLB	58 Tom Graham	MLB	56 Ray May	MLB	52 Randy Gradishar
					52 Randy Gradishar		
RLB	52 Fred Forsberg	LLB	56 Dan Parish	LLB	45 Bill Laskey	RLB	59 Joe Rizzo
					57 Tom Jackson		51 Bob Swenson
RC	36 Billy Thompson	RC	26 Calvin Jones	RC	26 Calvin Jones	LC	20 Louis Wright
LC	41 Leroy Mitchell	LC	41 Leroy Mitchell	LC	46 John Rowser	RC	26 Calvin Jones
							48 Earlie Thomas
WS	23 Steve Preece	WS	20 Charles Greer	WS	20 Charles Greer	WS	46 John Rowser
			48 John Pitts		36 Billy Thompson (Ret)		
SS	20 Charles Greer	SS	36 Billy Thompson (Ret)	SS	36 Billy Thompson (Ret)	SS	36 Billy Thompson

1976		1977		1978		1979	
OFFENSE		OFFENSE		OFFENSE		OFFENSE	
WR	80 Rick Upchurch (Ret)	WR	82 Jack Dolbin	WR	82 Jack Dolbin	WR	80 Rick Upchurch (Ret)
LT	82 Jack Dolbin	LT	80 Rick Upchurch (Ret)	LT	80 Rick Upchurch (Ret)	LT	71 Claudie Minor
	75 Bill Bain		74 Andy Maurer		71 Claudie Minor		
LG	62 Tom Glassic	LG	62 Tom Glassic	LG	62 Tom Glassic	LG	62 Tom Glassic
C	50 Bobby Maples	C	52 Mike Montler	C	64 Bill Bryan	C	64 Bill Bryan
RG	61 Tom Lyons	RG	60 Paul Howard	RG	60 Paul Howard	RG	60 Paul Howard
RT	71 Claudie Minor	RT	71 Claudie Minor	RT	76 Tom Neville	RT	70 Dave Studdard
					65 Glenn Hyde		
TE	88 Riley Odoms	TE	88 Riley Odoms	TE	88 Riley Odoms	TE	88 Riley Odoms
WR	25 Haven Moses	WR	25 Haven Moses	WR	25 Haven Moses	WR	25 Haven Moses
QB	10 Steve Ramsey	QB	7 Craig Morton	QB	7 Craig Morton	QB	7 Craig Morton
					14 Norris Weese		14 Norris Weese
HB	24 Otis Armstrong	HB	24 Otis Armstrong	HB	24 Otis Armstrong	HB	24 Otis Armstrong
	35 Lonnie Perrin (Ret)		41 Rob Lytle		35 Lonnie Perrin (Ret)		41 Rob Lytle
FB	32 Jon Keyworth	FB	32 Jon Keyworth	FB	32 Jon Keyworth	FB	30 Jim Jensen
	33 Jim Klick		35 Lonnie Perrin		35 Larry Canada		32 Jon Keyworth
P	42 Bill Van Heusen	P	10 Bucky Dilts	P	10 Bucky Dilts	P	11 Luke Prestridge
	14 Norris Weese						
PK	15 Jim Turner	PK	15 Jim Turner	PK	15 Jim Turner	PK	15 Jim Turner
DEFENSE		DEFENSE		DEFENSE		DEFENSE	
LE	79 Barney Chavous	LE	79 Barney Chavous	LE	79 Barney Chavous	LE	79 Barney Chavous
NT	63 John Grant	NT	68 Rubin Carter	NT	68 Rubin Carter	NT	68 Rubin Carter
	68 Rubin Carter		63 John Grant				
RE	70 Paul Smith	RE	77 Lyle Alzado	RE	77 Lyle Alzado	RE	66 Brison Manor
	LOLB		51 Bob Swenson	LOLB	51 Bob Swenson	LO	51 Bob Swenson
LO	51 Bob Swenson			LI	59 Joe Rizzo	LI	59 Joe Rizzo
LILB	59 Joe Rizzo	LILB	59 Joe Rizzo				58 Rob Nairne
				RI	53 Randy Gradishar	RI	53 Randy Gradishar
MILB	52 Randy Gradishar	RILB	52 Randy Gradishar	RO	57 Tom Jackson	RO	57 Tom Jackson
ROLB	57 Tom Jackson	ROLB	57 Tom Jackson	LC	20 Louis Wright	LC	20 Louis Wright
LC	20 Louis Wright	RC	43 Steve Foley	RC	43 Steve Foley	RC	43 Steve Foley
RC	26 Calvin Jones			WS	29 Bernard Jackson	WS	29 Bernard Jackson
43 Steve Foley		WS	29 Bernard Jackson				40 Charlie West
WS	46 John Rowser	SS	36 Billy Thompson	SS	36 Billy Thompson	SS	36 Billy Thompson
SS	36 Billy Thompson						
1980		1981		1982		1983	
OFFENSE		OFFENSE		OFFENSE		OFFENSE	
WR	80 Rick Upchurch (Ret)	WR	80 Rick Upchurch	WR	80 Rick Upchurch (Ret)	WR	80 Rick Upchurch
LT	71 Claudie Minor	LT	71 Claudie Minor	LT	71 Claudie Minor	LT	70 Dave Studdard
LG	62 Tom Glassic	LG	62 Tom Glassic	LG	62 Tom Glassic	LG	62 Tom Glassic
							54 Keith Bishop
C	64 Bill Bryan	C	64 Bill Bryan	C	64 Bill Bryan	C	64 Bill Bryan
RG	60 Paul Howard	RG	60 Paul Howard	RG	70 Dave Studdard	RG	60 Paul Howard
RT	70 Dave Studdard	RT	70 Dave Studdard	RT	76 Ken Lanier	RT	76 Ken Lanier
TE	88 Riley Odoms	TE	88 Riley Odoms	TE	88 Riley Odoms	TE	85 Ron Egloff
			85 Ron Egloff		87 Jim Wright		87 Jim Wright
WR	25 Haven Moses	WR	81 Steve Watson	WR	81 Steve Watson	WR	81 Steve Watson
QB	7 Craig Morton	QB	7 Craig Morton	QB	17 Steve DeBerg	QB	17 Steve DeBerg
	17 Matt Robinson		17 Steve DeBerg				7 John Elway
HB	24 Otis Armstrong	HB	46 Dave Preston	HB	47 Gerald Willhite	HB	23 Sammy Winder
	46 Dave Preston		32 Tony Reed		23 Sammy Winder		47 Gerald Willhite
FB	30 Jim Jensen	FB	24 Rick Parros	FB	24 Rick Parros	FB	34 Nathan Poole
	32 Jon Keyworth		35 Larry Canada		46 Dave Preston		46 Dave Preston
P	11 Luke Prestridge	P	11 Luke Prestridge	P	11 Luke Prestridge	P	11 Luke Prestridge
PK	19 Fred Steinfort	PK	19 Fred Steinfort	PK	3 Rich Karlis	PK	3 Rich Karlis
				Ret	83 Wade Manning	Ret	82 Zack Thomas
DEFENSE		DEFENSE		DEFENSE		DEFENSE	
LE	79 Barney Chavous	LE	79 Barney Chavous	LE	79 Barney Chavous	LE	79 Barney Chavous
NT	68 Rubin Carter	NT	68 Rubin Carter	NT	68 Rubin Carter	NT	68 Rubin Carter
					72 Don Latimer		
RE	66 Brison Manor	RE	75 Rulon Jones	RE	75 Rulon Jones	RE	75 Rulon Jones
	73 Rulon Jones						66 Brison Manor
LO	58 Rob Nairne	LO	51 Bob Swenson	LO	50 Jim Ryan	LO	50 Jim Ryan
LI	56 Larry Evans	LI	56 Larry Evans	LI	56 Larry Evans	LI	53 Randy Gradishar
RI	53 Randy Gradishar	RI	52 Randy Gradishar	RI	53 Randy Gradishar	RI	58 Steve Busick
RO	57 Tom Jackson	RO	57 Tom Jackson	RO	57 Tom Jackson	RO	57 Tom Jackson
LC	20 Louis Wright	LC	20 Louis Wright	LC	20 Louis Wright	LC	20 Louis Wright
			45 Perry Smith				
RC	22 Aaron Kyle	RC	22 Aaron Kyle	RC	22 Aaron Kyle	RC	31 Mike Harden
	45 Perry Smith				45 Steve Wilson		45 Steve Wilson (Ret)
WS	43 Steve Foley	WS	43 Steve Foley	WS	31 Mike Harden	WS	43 Steve Foley
			31 Mike Harden (Ret)		43 Steve Foley		
SS	36 Billy Thompson	SS	36 Billy Thompson	SS	49 Dennis Smith	SS	49 Dennis Smith

1984		1985		1986		1987	
OFFENSE		OFFENSE		OFFENSE		OFFENSE	
WR	86 Butch Johnson	WR	86 Butch Johnson	WR	82 Vance Johnson	WR	82 Vance Johnson
84	Clint Sampson	82	Vance Johnson (Ret)	80	Mark Jackson	80	Mark Jackson
LT	70 Dave Studdard	LT	70 Dave Studdard	LT	70 Dave Studdard	LT	70 Dave Studdard
LG	54 Keith Bishop	LG	54 Keith Bishop	LG	54 Keith Bishop	LG	54 Keith Bishop
C	64 Bill Bryan	C	64 Bill Bryan	C	64 Bill Bryan	C	64 Bill Bryan
RG	60 Paul Howard	RG	60 Paul Howard	RG	60 Paul Howard	RG	60 Paul Howard
RT	76 Ken Lanier	RT	76 Ken Lanier	RT	76 Ken Lanier	RT	76 Ken Lanier
TE	88 Clarence Kay	TE	88 Clarence Kay	TE	88 Clarence Kay	TE	88 Clarence Kay
87	Jim Wright	87	Jim Wright	89	Orson Mobley	89	Orson Mobley
WR	81 Steve Watson	WR	81 Steve Watson	WR	81 Steve Watson	WR	84 Ricky Nattiel
QB	7 John Elway	QB	7 John Elway	QB	7 John Elway	QB	85 Rick Massie
8	Gary Kubiak	8	Gary Kubiak	23	Sammy Winder	23	Sammy Winder
RB	47 Gerald Willhite (Ret)	RB	23 Sammy Winder	RB	23 Steve Sewell	HB	27 Gerald Willhite
33	Gene Lang (Ret)	33	Gene Lang	30	Steve Sewell	47	Gerald Willhite
RB	23 Sammy Winder	RB	30 Steve Sewell	RB	47 Gerald Willhite (Ret)	FB	33 Gene Lang
P	2 Rick Parros	47	Gerald Willhite (Ret)	P	1 Chris Norman	46	Bobby Micho
PK	3 Rich Karlis	P	1 Chris Norman	13	Jack Weil	P	2 Mike Horan
Ret	82 Zack Thomas	PK	3 Rich Karlis	PK	3 Rich Karlis	PK	3 Rich Karlis
		Ret	82 Zack Thomas	Ret	35 Ken Bell	Ret	27 Kevin Clark
						35	Ken Bell
DEFENSE		DEFENSE		DEFENSE		DEFENSE	
LE	79 Barney Chavous	LE	79 Barney Chavous	LE	61 Andre Townsend	LE	61 Andre Townsend
MG	68 Rubin Carter	MG	68 Rubin Carter	MG	71 Greg Kragen	NT	71 Greg Kragen
RE	75 Rulon Jones	RE	75 Rulon Jones	RE	75 Rulon Jones	RE	75 Rulon Jones
LO	52 Jim Ryan	LO	50 Jim Ryan	LO	50 Jim Ryan	LO	73 Simon Fletcher
52	Ken Woodard	LI	77 Karl Mecklenburg	LI	77 Karl Mecklenburg	LI	77 Karl Mecklenburg
LI	55 Rick Dennison	55	Rick Dennison	RI	98 Ricky Hunley	RI	98 Ricky Hunley
RI	58 Steve Busick	RI	58 Steve Busick	RO	57 Tom Jackson	RO	50 Jim Ryan
RO	57 Tom Jackson	RO	57 Tom Jackson	LC	31 Mike Harden	LC	36 Mark Haynes
LC	31 Mike Harden	LC	31 Mike Harden	RC	20 Louis Wright	RC	31 Mike Harden
RC	20 Louis Wright	RC	20 Louis Wright	FS	43 Steve Foley	WS	22 Tony Lilly
FS	43 Steve Foley	SS	49 Dennis Smith	SS	49 Dennis Smith	SS	49 Dennis Smith
SS	49 Dennis Smith					48	Randy Robbins
1988		1989		1990		1991	
OFFENSE		OFFENSE		OFFENSE		OFFENSE	
WR	82 Vance Johnson	WR	82 Vance Johnson (Ret)	WR	82 Vance Johnson	WR	83 Michael Young
84	Ricky Nattiel (Ret)	83	Michael Young	84	Ricky Nattiel	82	Vance Johnson (Ret)
LT	70 Dave Studdard	LT	60 Gerald Perry	LT	60 Gerald Perry	LT	62 Jeff Davidson
60	Gerald Perry	LG	54 Keith Bishop	LG	69 Darrell Hamilton	69	Darrell Hamilton
LG	54 Keith Bishop	67	Doug Widell	LG	67 Doug Widell	LG	67 Doug Widell
C	64 Bill Bryan	C	72 Keith Kartz	C	72 Keith Kartz	C	72 Keith Kartz
RG	72 Keith Kartz	RG	66 Jim Juriga	RG	66 Jim Juriga	RG	68 Crawford Ker
RT	76 Ken Lanier	RT	76 Ken Lanier	RT	76 Ken Lanier	RT	63 Sean Farrell
TE	88 Clarence Kay	TE	88 Clarence Kay	TE	88 Clarence Kay	TE	76 Ken Lanier
89	Orson Mobley	89	Orson Mobley	81	Shannon Sharpe	81	Shannon Sharpe
WR	80 Mark Jackson	WR	80 Mark Jackson	WR	80 Mark Jackson	WR	83 Mark Jackson
QB	7 John Elway	QB	30 Steve Sewell	QB	83 Michael Young	QB	85 Derek Russell
8	Gary Kubiak	QB	7 John Elway	QB	7 John Elway	QB	7 John Elway
HB	33 Tony Dorsett	HB	8 Gary Kubiak	HB	26 Bobby Humphrey	HB	28 Gaston Green
47	Gerald Willhite	HB	26 Bobby Humphrey	HB	30 Steve Sewell	33	Robert Perryman
FB	23 Sammy Winder	23	Sammy Winder	FB	23 Sammy Winder	FB	20 Greg Lewis
30	Steve Sewell	32	Melvin Bratton	32	Melvin Bratton	30	Steve Sewell
P	2 Mike Horan	P	2 Mike Horan	P	2 Mike Horan	P	2 Mike Horan
PK	3 Rich Karlis	PK	9 David Treadwell	PK	9 David Treadwell	PK	9 David Treadwell
Ret	35 Ken Bell	Ret	35 Ken Bell	Ret	20 Kevin Clark	Ret	22 Alton Montgomery
DEFENSE		DEFENSE		DEFENSE		DEFENSE	
LE	65 Walt Bowyer	LE	92 Alphonso Carreker	LE	91 Warren Powers	LE	91 Warren Powers
90	Freddie Gilbert	NT	71 Greg Kragen	NT	71 Greg Kragen	NT	71 Greg Kragen
RE	71 Greg Kragen	RE	61 Andre Townsend	RE	90 Ron Holmes	RE	90 Ron Holmes
RE	61 Andre Townsend	91	Warren Powers	94	Jim Szymanski	LO	73 Simon Fletcher
LO	73 Simon Fletcher	LO	73 Simon Fletcher	LO	77 Karl Mecklenburg	LI	77 Karl Mecklenburg
LI	77 Karl Mecklenburg	LI	77 Karl Mecklenburg	RI	51 Marc Munford	RI	51 Mike Croel
RI	55 Rick Dennison	RI	55 Rick Dennison	RI	59 Tim Lucas	RO	56 Michael Brooks
RO	50 Jim Ryan	RO	56 Michael Brooks	RO	56 Michael Brooks	RO	56 Michael Brooks
56	Michael Brooks	LC	34 Tyrone Braxton	LC	48 Randy Robbins	LC	34 Tyrone Braxton
LC	36 Mark Haynes	RC	24 Wymon Henderson	RC	24 Wymon Henderson (Ret)	RC	24 Wymon Henderson
RC	28 Jeremiah Castile	RC	24 Wymon Henderson	RC	24 Wymon Henderson	RC	24 Wymon Henderson
45	Steve Wilson	WS	27 Steve Atwater	FS	27 Steve Atwater	FS	27 Steve Atwater
WS	31 Mike Harden	SS	49 Dennis Smith	SS	49 Dennis Smith	SS	49 Dennis Smith
SS	49 Dennis Smith						

1992

OFFENSE

WR	82	Vance Johnson
	86	Arthur Marshall (Ret)
LT	68	Russell Freeman
LG	62	Jeff Davidson
C	72	Keith Kartz
RG	67	Doug Widell
RT	76	Ken Lanier
TE	84	Shannon Sharpe
	89	Reggie Johnson
WR	80	Mark Jackson
	85	Derek Russell
QB	7	John Elway
	8	Tommy Maddox
HB	28	Gaston Green
	20	Greg Lewis
FB	38	Reggie Rivers
P	2	Mike Horan
	4	Ruben Rodriguez
PK	9	David Treadwell
Ret	22	Alton Montgomery

DEFENSE

LE	70	Brian Sochia
	99	Shane Dronett
NT	71	Greg Kragen
RE	96	Kenny Walker
LO	51	Mike Croel
LI	77	Karl Mecklenburg
RI	56	Michael Brooks
RO	73	Simon Fletcher
LC	34	Tyrone Braxton
RC	24	Wymon Henderson
FS	27	Steve Atwater
SS	49	Dennis Smith

1993

OFFENSE

WR	82	Vance Johnson
	86	Arthur Marshall
LT	65	Gary Zimmerman
LG	79	Dave Widell
C	72	Keith Kartz
RG	75	Brian Habib
RT	68	Russell Freeman
TE	84	Shannon Sharpe
	89	Reggie Johnson
WR	85	Derek Russell (Ret)
QB	7	John Elway
RB	33	Rod Bernstine
P	16	Tom Rouen
PK	1	Jason Elam
Ret	22	Glyn Milburn

DEFENSE

LE	90	Dan Williams
NT	71	Greg Kragen
RE	99	Shane Dronett
LOLB	51	Mike Croel
LILB	77	Karl Mecklenburg
RILB	57	Dave Wyman
ROLB	73	Simon Fletcher
LCB	34	Tyrone Braxton
RCB	29	Charles Dimry
FS	27	Steve Atwater
SS	49	Dennis Smith

1994

OFFENSE

WR	83	Anthony Miller
LT	65	Gary Zimmerman
LG	64	Joe Melander
C	79	Dave Widell
RG	75	Brian Habib
RT	76	Kirk Scarafford
	68	Russell Freeman
TE	84	Shannon Sharpe
WR	85	Derek Russell
QB	7	John Elway
RB	42	Leonard Russell
RB	22	Glyn Milburn
P	16	Tom Rouen
PK	1	Jason Elam
Ret	22	Glyn Milburn

DEFENSE

LE	99	Shane Dronett
LT	98	Ted Washington
RT	96	Harald Hasselbach
	90	Dan Williams
RE	73	Simon Fletcher
LLB	51	Mike Croel
MLB	77	Karl Mecklenburg
RLB	58	Elijah Alexander
LCB	26	Ben Smith
RCB	39	Ray Crockett
FS	49	Dennis Smith
SS	27	Steve Atwater

1995

OFFENSE

WR	83	Anthony Miller
LT	65	Gary Zimmerman
LG	69	Mark Schlereth
C	66	Tom Nalen
RG	75	Brian Habib
RT	76	Broderick Thompson
TE	84	Shannon Sharpe
WR	81	Mike Pritchard
QB	7	John Elway
RB	30	Terrell Davis
FB	29	Aaron Craver
P	16	Tom Rouen
PK	1	Jason Elam
Ret	22	Glyn Milburn

DEFENSE

LE	96	Harald Hasselbach
LT	93	James Jones
RT	95	Michael Dean Perry
RE	73	Simon Fletcher
LLB	58	Elijah Alexander
	59	Glenn Cadrez
MLB	92	Dave Wyman
RLB	57	Allen Aldridge
LCB	39	Ray Crockett
RCB	48	Lionel Washington
FS	27	Steve Atwater
SS	34	Tyrone Braxton

1996

OFFENSE

WR	83	Anthony Miller
LT	65	Gary Zimmerman
LG	69	Mark Schlereth
C	66	Tom Nalen
RG	75	Brian Habib
RT	76	Broderick Thompson
TE	84	Shannon Sharpe
QB	87	Ed McCaffrey
QB	7	John Elway
RB	30	Terrell Davis
FB	29	Aaron Craver
P	16	Tom Rouen
PK	1	Jason Elam
KRet	22	Vaughn Hebron
PRet	80	Rod Smith

DEFENSE

LE	90	Dan Williams
LT	97	Mike Lodish
RT	95	Michael Dean Perry
RE	91	Alfred Williams
SLB	53	Bill Romanowski
MLB	57	Allen Aldridge
WLB	51	John Mobley
LCB	39	Ray Crockett
RCB	48	Lionel Washington
FS	27	Steve Atwater
SS	34	Tyrone Braxton

1997

OFFENSE

WR	80	Rod Smith
LT	65	Gary Zimmerman
LG	69	Mark Schlereth
C	66	Tom Nalen
RG	75	Brian Habib
RT	77	Tony Jones
TE	84	Shannon Sharpe
QB	87	Ed McCaffrey
QB	7	John Elway
RB	30	Terrell Davis
FB	29	Howard Griffith
P	16	Tom Rouen
PK	1	Jason Elam
KRet	22	Vaughn Hebron

DEFENSE

LE	90	Neil Smith
LT	94	Keith Traylor
RT	98	Maa Tanuvasa
	95	Michael Dean Perry
RE	91	Alfred Williams
SLB	53	Bill Romanowski
MLB	57	Allen Aldridge
WLB	51	John Mobley
LCB	39	Ray Crockett
RCB	23	Darrien Gordon (PRet)
FS	27	Steve Atwater
SS	34	Tyrone Braxton

1998

OFFENSE

WR	80	Rod Smith
LT	77	Tony Jones
LG	69	Mark Schlereth
C	66	Tom Nalen
RG	62	Dan Neil
RT	74	Harry Swayne
TE	84	Shannon Sharpe
QB	87	Ed McCaffrey
QB	7	John Elway
RB	30	Terrell Davis
FB	29	Howard Griffith
P	16	Tom Rouen
PK	1	Jason Elam
KRet	22	Vaughn Hebron

DEFENSE

LE	90	Neil Smith
LT	94	Keith Traylor
RT	93	Trevor Pryce
RE	98	Maa Tanuvasa
SLB	53	Bill Romanowski
MLB	59	Glenn Cadrez
WLB	51	John Mobley
LCB	39	Ray Crockett
RCB	23	Darrien Gordon (PRet)
FS	27	Steve Atwater
SS	34	Tyrone Braxton

1999

OFFENSE

WR	80	Rod Smith
LT	77	Tony Jones
LG	69	Mark Schlereth
C	66	Tom Nalen
RG	62	Dan Neil
RT	78	Matt Lepsis
TE	89	Dwayne Carswell
	84	Shannon Sharpe
WR	87	Ed McCaffrey
QB	14	Brian Griese
RB	22	Olandis Gary
	30	Terrell Davis
FB	29	Howard Griffith
P	16	Tom Rouen
PK	1	Jason Elam
KRet	21	Chris Watson
PRet	21	Chris Watson

DEFENSE

LE	90	Neil Smith
	98	Maa Tanuvasa
LT	94	Keith Traylor
RT	93	Trevor Pryce
RE	98	Maa Tanuvasa
	91	Alfred Williams
SLB	53	Bill Romanowski
MLB	56	Al Wilson
WLB	59	Glenn Cadrez
LCB	39	Ray Crockett
RCB	30	Dale Carter
FS	26	Eric Brown
SS	34	Tyrone Braxton

2000		2001		2002		2003	
OFFENSE		OFFENSE		OFFENSE		OFFENSE	
WR 80	Rod Smith	WR 80	Rod Smith	WR 80	Rod Smith	WR 80	Rod Smith
LT 77	Tony Jones	LT 70	Trey Teague	LT 74	Ephraim Salaam	LT 74	Ephraim Salaam
LG 69	Mark Schlereth	LG 64	Lennie Friedman	LG 50	Ben Hamilton (first 7)	LG 50	Ben Hamilton
	64 Lennie Friedman				79 Steve Herndon (last 9)		
C 66	Tom Nalen	C 66	Tom Nalen	C 66	Tom Nalen (first 7)	C 66	Tom Nalen
					50 Ben Hamilton (last 9)		
RG 62	Dan Neil	RG 62	Dan Neil	RG 62	Dan Neil	RG 62	Dan Neil
RT 78	Matt Lepsis	RT 78	Matt Lepsis	RT 78	Matt Lepsis	RT 78	Matt Lepsis
TE 89	Dwayne Carswell	TE 89	Dwayne Carswell	TE 84	Shannon Sharpe	TE 84	Shannon Sharpe
WR 87	Ed McCaffrey	WR 87	Ed McCaffrey (1)	WR 87	Ed McCaffrey	WR 87	Ed McCaffrey (8)
			85 Eddie Kennison (7)				85 Ashley Lelie (8)
			81 Keith Poole (3)				
			82 Kevin Kasper (4)				
QB 14	Brian Griese	QB 14	Brian Griese	QB 14	Brian Griese	QB 16	Jake Plummer
RB 38	Mike Anderson (12)	RB 30	Terrell Davis (8)	RB 26	Clinton Portis	RB 26	Clinton Portis
	30 Terrell Davis (4)		38 Mike Anderson (7)				
FB 29	Howard Griffith	FB 86	Patrick Hape (8)	FB 38	Mike Anderson	FB 38	Mike Anderson (10)
			37 Tony Carter (6)				34 Reuben Droughns (6)
P 16	Tom Rouen	P 16	Tom Rouen	P 4	Michah Knorr (last 8)	P 4	Michah Knorr
					16 Tom Rouen (first 8)		
PK 1	Jason Elam	PK 1	Jason Elam	PK 1	Jason Elam	PK 1	Jason Elam
KRet 24	Deltha O'Neal	KRet 84	Chris Cole	KRet 83	Reuben Droughns	KRet 81	Chris Cole
					82 Kevin Kasper		34 Reuben Droughns
PRet 24	Deltha O'Neal	PRet 24	Deltha O'Neal	PRet 24	Deltha O'Neal	PRet 24	Deltha O'Neal
DEFENSE		DEFENSE		DEFENSE		DEFENSE	
LE 98	Maa Tanuvasa	LE 97	Keith Washington	LE 93	Trevor Pryce	LE 93	Trevor Pryce
LT 94	Keith Traylor	LT 91	Chester McGlockton	LT 94	Lional Dalton	LT 68	Mario Fatatehi
RT 93	Trevor Pryce	RT 93	Trevor Pryce	RT 91	Chester McGlockton	RT 90	Darius Holland
RE 95	Kavika Pittman	RE 95	Kavika Pittman	RE 95	Kavika Pittman	RE 92	Bertrand Berry
SLB 53	Bill Romanowski	SLB 53	Bill Romanowski	SLB 51	John Mobley	SLB 57	Jashon Sykes (9)
							51 John Mobley (7)
MLB 56	Al Wilson	MLB 56	Al Wilson	MLB 56	Al Wilson	MLB 56	Al Wilson
WLB 51	John Mobley	WLB 51	John Mobley	WLB 52	Ian Gold	WLB 59	Donnie Spragan (8)
							52 Ian Gold (6)
LCB 39	Ray Crockett	LCB 24	Deltha O'Neal	LCB 24	Deltha O'Neal	LCB 35	Lenny Walls
RCB 27	Terrell Buckley	RCB 27	Denard Walker	RCB 27	Denard Walker	RCB 31	Kelly Herndon (11)
							24 Deltha O'Neal
FS 26	Eric Brown	FS 26	Eric Brown	FS 43	Izell Reese	FS 42	Sam Brandon (10)
SS 32	Billy Jenkins	SS 28	Kenoy Kennedy	SS 28	Kenoy Kennedy	SS 25	Nick Ferguson (6)
							28 Kenoy Kennedy
2004		2005		2006		2007	
OFFENSE		OFFENSE		OFFENSE		OFFENSE	
WR 80	Rod Smith	WR 80	Rod Smith	WR 80	Rod Smith	WR 15	Brandon Marshall
LT 78	Matt Lepsis	LT 78	Matt Lepsis	LT 64	Erik Pears (last 10)	LT 78	Matt Lepsis
					78 Matt Lepsis (first 6)		
LG 50	Ben Hamilton	LG 50	Ben Hamilton	LG 50	Ben Hamilton	LG 73	Chris Kuper (last 11)
							62 Chris Myers (first 5)
C 66	Tom Nalen	C 66	Tom Nalen	C 66	Tom Nalen	C 62	Chris Myers (last 11)
							66 Tom Nalen (first 5)
RG 62	Dan Neil (first 12)	RG 65	Cooper Carlisle	RG 65	Cooper Carlisle	RG 70	Montrae Holland
	65 Cooper Carlisle (last 4)						
RT 72	George Foster	RT 72	George Foster	RT 72	George Foster	RT 64	Erik Pears
TE 89	Dwayne Carswell (14)	TE 82	Stephen Alexander	TE 82	Stephen Alexander	TE 89	Daniel Graham
WR 85	Ashley Lelie	WR 85	Ashley Lelie	WR 84	Javon Walker	WR 14	Brandon Stokley
QB 16	Jake Plummer	QB 16	Jake Plummer	QB 16	Jake Plummer (first 11)	QB 6	Jay Cutler
					6 Jay Cutler (last 5)		
RB 34	Reuben Droughns (last 12)	RB 38	Mike Anderson	RB 26	Tatum Bell	RB 35	Selvin Young (8)
	22 Quentin Griffin (first 4)						20 Travis Henry (7)
FB 34	Reuben Droughns (3)	FB 39	Kyle Johnson	FB 39	Kyle Johnson	FB 37	Cecil Sapp
	39 Kyle Johnson (3)						
P 4	Michah Knorr	P 10	Todd Sauerbrun	P 3	Paul Ernster	P 10	Todd Sauerbrun
PK 1	Jason Elam	PK 1	Jason Elam	PK 1	Jason Elam	PK 1	Jason Elam
KRet 45	Roc Alexander	KRet 27	Darrent Williams	KRet 19	Brian Clark	KRet 23	Andre Hall
	10 Triandos Luke		45 Roc Alexander		11 Quincy Morgan		17 Glenn Martinez
	34 Reuben Droughns		81 Charlie Adams				
PRet 10	Triandos Luke	PRet 27	Darrent Williams	PRet 27	Darrent Williams	PRet 17	Glenn Martinez
	80 Rod Smith		81 Charlie Adams				
DEFENSE		DEFENSE		DEFENSE		DEFENSE	
LE 92	Marco Coleman	LE 98	Courtney Brown	LE 76	Kenard Lang	LE 60	John Engelberger
LT 68	Mario Fatatehi	LT 96	Michael Myers	LT 96	Michael Myers	LT 95	Sam Adams (11)
							79 Marcus Thomas (5)
RT 75	Monsanto Pope	RT 61	Gerard Warren	RT 61	Gerard Warren	RT 99	Alvin McKinley
RE 98	Reggie Hayward	RE 93	Trevor Pryce	RE 91	Ebenezer Ekuban	RE 92	Elvis Dumervil
SLB 59	Donnie Spragan	SLB 55	D.J. Williams	SLB 55	D.J. Williams	SLB 58	Nate Webster
MLB 56	Al Wilson	MLB 56	Al Wilson	MLB 56	Al Wilson	MLB 55	D.J. Williams
WLB 52	D.J. Williams	WLB 52	Ian Gold	WLB 52	Ian Gold	WLB 52	Ian Gold
LCB 24	Champ Bailey	LCB 24	Champ Bailey	LCB 24	Champ Bailey	LCB 24	Champ Bailey
RCB 31	Kelly Herndon	RCB 27	Darrent Williams (9)	RCB 27	Darrent Williams	RCB 32	Dré Bly
			22 Dominique Foxworth (7)				
FS 47	John Lynch	FS 47	John Lynch	FS 47	John Lynch	FS 47	John Lynch
SS 28	Kenoy Kennedy	SS 25	Nick Ferguson	SS 25	Nick Ferguson	SS 21	Hamza Abdullah (8)
							25 Nick Ferguson (7)

2008			2009			2010			2011		
OFFENSE			OFFENSE			OFFENSE			OFFENSE		
WR	15	Brandon Marshall	WR	15	Brandon Marshall	WR	15	Brandon Lloyd (11)	WR	87	Eric Decker
LT	78	Ryan Clady	LT	78	Ryan Clady	LT	78	Ryan Clady	LT	78	Ryan Clady
LG	50	Ben Hamilton	LG	50	Ben Hamilton (8)	LG	64	Zane Beadles (8)	LG	68	Zane Beadles
				71	Russ Hochstein (8)		71	Stanley Daniels (4)			
C	62	Casey Wiegmann	C	62	Casey Wiegmann	C	50	J.D. Walton	C	50	J.D. Walton
RG	73	Chris Kuper	RG	73	Chris Kuper	RG	73	Chris Kuper	RG	73	Chris Kuper
RT	74	Ryan Harris	RT	74	Ryan Harris (8)	RT	74	Ryan Harris (10)	RT	74	Orlando Franklin
TE	89	Daniel Graham	TE	76	Tyler Polumbus (8)	TE	68	Zane Beadles (6)	TE	86	Daniel Fells
WR	19	Eddie Royal	WR	89	Daniel Graham	WR	10	Jabar Gaffney (11)	WR	19	Eddie Royal (8)
			WR	19	Eddie Royal		19	Eddie Royal (10)		88	Demaryius Thomas (5)
QB	6	Jay Cutler	QB	8	Kyle Orton	QB	8	Kyle Orton	QB	15	Tim Tebow (11)
										8	Kyle Orton (5)
RB	35	Selvin Young (first 5)	RB	27	Knowshon Moreno (9)	RB	27	Knowshon Moreno	RB	23	Willis McGahee
	28	Michael Pittman (3)		28	Correll Buckhalter (7)						
	22	Peyton Hillis (3)									
FB	22	Peyton Hillis	TE	88	Tony Scheffler	FB	46	Spencer Larsen	FB	46	Spencer Larsen
P	1	Brett Kern	P	17	Mitch Berger (last 10)	P	4	Britton Colquitt	P	4	Britton Colquitt
				1	Brett Kern (first 6)						
PK	5	Matt Prater	PK	5	Matt Prater	PK	5	Matt Prater (12)	PK	5	Matt Prater
KRet	19	Eddie Royal	KRet	19	Eddie Royal	KRet	87	Eric Decker	KRet	17	Quan Cosby
	23	Andre Hall					88	Demaryius Thomas		17	Quan Cosby
PRet	19	Eddie Royal	PRet	19	Eddie Royal	PRet	19	Eddie Royal	PRet	19	Eddie Royal
DEFENSE			DEFENSE			DEFENSE			DEFENSE		
LE	60	John Engelberger (first 6)	LE	98	Ryan McBean	LE	97	Justin Bannan	LE	91	Robert Ayers
	91	Ebenezer Ekuban (last 10)									
LT	63	Dewayne Robertson	LDT	91	Ronald Fields	NT	77	Jamal Williams	DT	77	Brodrick Bunkley
RT	79	Marcus Thomas	RDT	90	Kenny Peterson	RE	99	Kevin Vickerson	DT	79	Marcus Thomas (10)
							98	Ryan McBean		99	Kevin Vickerson (4)
RE	92	Elvis Dumervil	RE	57	Mario Haggan	OLB	56	Robert Ayers	RE	92	Elvis Dumervil
SLB	51	Jamie Winbrow (10)	SLB	92	Elvis Dumervil	OLB	52	Jason Hunter (9)	SLB	58	Von Miller
							57	Mario Haggan (8)			
MLB	58	Nate Webster	MLB	54	Andra Davis	ILB	55	D.J. Williams	MLB	51	Joe Mays
WLB	55	D.J. Williams	WLB	55	D.J. Williams	ILB	57	Mario Haggan (8)	WLB	55	D.J. Williams
							59	Wesley Woodyard (3)			
LCB	24	Champ Bailey (9)	LCB	24	Champ Bailey	LCB	24	Champ Bailey	LCB	24	Champ Bailey
RCB	34	Joshua Bell (5)	RCB	21	André Goodman	RCB	21	André Goodman (8)	RCB	21	André Goodman
	32	Dré Bly					32	Perrish Cox (8)			
FS	20	Marlon McCree (7)	FS	23	Renaldo Hill	FS	23	Renaldo Hill	FS	20	Quinton Carter (8)
	37	Calvin Lowry (3)								26	Rahim Moore (7)
	39	Vernon Fox (2)									
	36	Josh Barrett (2)									
SS	33	Marquand Manuel	SS	20	Brian Dawkins	SS	20	Brian Dawkins	SS	20	Brian Dawkins

2012			2013			2014		
OFFENSE			OFFENSE			OFFENSE		
WR	88	Demaryius Thomas	WR	88	Demaryius Thomas	WR	88	Demaryius Thomas
LT	78	Ryan Clady	LT	75	Chris Clark (13)	LT	78	Ryan Clady
LG	68	Zane Beadles	LG	68	Zane Beadles	LG	74	Orlando Franklin
C	67	Dan Koppen (12)	C	66	Manny Ramirez	C	66	Manny Ramirez (first 8)
RG	65	Manny Ramirez (11)	RG	65	Louis Vasquez	RG	65	Louis Vasquez (last 8)
RT	74	Orlando Franklin	RT	74	Orlando Franklin	RT	65	Louis Vasquez (last 8)
TE	81	Joel Dreessen (15)	TE	80	Julius Thomas (13)	TE	80	Julius Thomas (10)
WR	87	Eric Decker	WR	85	Virgil Green (4)	WR	85	Virgil Green (9)
WR	14	Brandon Stokley (9)	WR	87	Eric Decker	WR	10	Emmanuel Sanders
QB	18	Peyton Manning	WR	83	Wes Welker (13)	WR	83	Wes Welker (8)
RB	12	Andre Caldwell (2)	QB	18	Peyton Manning	WR	12	Andre Caldwell (2)
QB	18	Peyton Manning	QB	27	Knowshon Moreno	QB	18	Peyton Manning
RB	23	Willis McGahee (6)				QB	23	C.J. Anderson (last 7)
	27	Knowshon Moreno (6)					22	Ronnie Hillman (4)
							28	Montee Ball (3)
P	4	Britton Colquitt	P	4	Britton Colquitt	P	4	Britton Colquitt
PK	5	Matt Prater	PK	5	Matt Prater	PK	8	Brandon McManus (first11)
KRet	11	Trindon Holliday	KRet	11	Trindon Holliday		1	Connor Barth (last 5)
	31	Omar Bolden		12	Andre Caldwell	K Ret	31	Omar Bolden
PRet	11	Trindon Holliday	PRet	11	Trindon Holliday		12	Andre Caldwell
	36	Jim Leonhard		83	Wes Welker	PRet	19	Isaiah Burse
DEFENSE			DEFENSE			DEFENSE		
LE	95	Derek Wolfe	LE	95	Derek Wolfe (11)	LE	95	Derek Wolfe
	97	Malik Jackson (5)						
DT	99	Kevin Vickerson	DT	99	Kevin Vickerson (11)	DT	92	Sylvester Williams (13)
NT	97	Sylvester Williams (4)	NT	94	Terrance Knighton	DT	97	Malik Jackson (3)
RE	92	Justin Bannan	RE	90	Shaun Phillips (12)	RE	98	Terrance Knighton
SLB	58	Von Miller				NT	94	Demarcus Ware
	56	Nate Irving (4)	SLB	58	Von Miller (9)	SLB	58	Von Miller
MLB	57	Keith Brooking (12)	MLB	52	Wesley Woodyard (10)	MLB	56	Nate Irving (first 8)
	51	Joe Mays (4)		51	Paris Lenon (6)		53	Sterling Johnson (7)
LCB	24	Champ Bailey	LCB	25	Chris Harris Jr. (10)	LCB	21	Aqib Talib
	25	Tony Carter (2)						
RCB	25	Chris Harris (11)	RCB	45	D. Rodgers-Cromartie	RCB	25	Chris Harris Jr.
	22	Tracy Porter (4)						
FS	26	Rahim Moore	FS	26	Rahim Moore (10)	FS	26	Rahim Moore
				20	Mike Adams (6)			
SS	20	Mike Adams	SS	33	Duke Ihenacho	SS	43	T.J. Ward





Indianapolis 24, Denver 13

Sunday, Jan. 11, 2015 • 2:40 p.m. MST • Sports Authority Field at Mile High • Denver

WEATHER: Cloudy, 40°, Wind N 7 mph • TIME: 3:08 • ATTENDANCE: 76,867

2014 AFC Divisional Playoff Game

The Denver Broncos' 2014 campaign ended with a 24-13 loss to the Indianapolis Colts in an AFC Divisional Playoff Game in front of 76,867 fans at Sports Authority Field at Mile High in Denver.

The Broncos jumped out to an early 7-0 lead when quarterback Peyton Manning hit wide receiver Demaryius Thomas on a one-yard touchdown pass. The score was set up by a 32-yard completion from Manning to tight end Julius Thomas, who was pushed out of bounds at the one-yard line.

The Colts tied the game 7-7 when running back Daniel Herron took a third-and-1 carry from the 6-yard line into the end zone.

On the ensuing possession, Denver drove to midfield before Indianapolis linebacker Jonathan Newsome sacked Manning, who fumbled as he was attempting to pass. Linebacker Jerrell Freeman recovered, and Indianapolis took over at the Denver 41-yard line.

From there, Colts quarterback Andrew Luck completed three consecutive passes, including a 22-yard pass to wide receiver Donte Moncrief to move the Colts inside the red zone. After a defensive holding penalty on third down gave Indianapolis a new set of downs at the Denver 3-yard line, Luck found tight end Dwayne Allen for a three-yard touchdown toss to claim a 14-7 advantage.

Late in the first half, rookie cornerback Bradley Roby intercepted Luck's pass to give Denver the ball at its own 49-yard line. Manning and wide receiver Emmanuel Sanders connected on a 17-yard pass to help set up a 45-yard field goal from kicker Connor Barth, who cut Indianapolis' lead to 14-10 before the half.

After Denver opened the second half with a three-and-out, the Colts conducted an 11-play, 72-yard drive that ended when Luck threw a 15-yard touchdown pass to wide receiver Hakeem Nicks to give Indianapolis a 21-10 lead.

Broncos safety Rahim Moore posted Denver's second interception of the day late in the third quarter, allowing Denver to pull within eight points after a 14-play, 53-yard scoring drive capped by a Barth field goal.

Indianapolis answered with a 30-yard field goal off the foot of kicker Adam Vinatieri with 4:06 remaining to make it a two possession game again.

Denver's chances to cut into Indianapolis' lead dwindled after a completion from Manning to Anderson on fourth-and-8 with three minutes remaining went for only seven yards. The Broncos challenged the spot of the ball, but the ruling was upheld.

Indianapolis took a minute off the clock and forced Denver to take its remaining two timeouts to effectively seal the game.

OFFICIALS:

Referee — Bill Leavy (127); **Umpire** — Ruben Fowler (71); **Head Linesman** — Jim Mello (48); **Line Judge** — Julian Mapp (10); **Side Judge** — James Coleman (95); **Field Judge** — Steve Zimmer (33); **Back Judge** — Steve Freeman (133); **Replay** — Larry Memmers.

DENVER BRONCOS

OFFENSE

WR 88 D. Thomas
TE 75 C. Clark
LT 78 R. Clady
LG 74 O. Franklin
C 64 W. Montgomery
RG 66 M. Ramirez
RT 65 L. Vasquez
TE 85 V. Green
WR 10 E. Sanders
QB 18 P. Manning
RB 22 C. Anderson

DEFENSE

LDE 95 D. Wolfe
DT 97 M. Jackson
NT 98 T. Knighton
RDE 94 D. Ware
SLB 58 V. Miller
MLB 53 S. Johnson
WLB 54 B. Marshall
LCB 21 A. Talib
RCB 25 C. Harris Jr.
SS 43 T. Ward
FS 26 R. Moore

BRONCOS SUBSTITUTIONS: K 1 C.Barth, P 4 B.Colquhoun, K 8 B.McManus, WR 12 A.Caldwell, S 20 J.Bush, RB 23 R.Hillman, RB 27 J.Stewart, CB 29 B.Roby, S 30 D.Barton, CB 31 O.Bolden, CB 36 K.Weber, LS 46 A.Brewer, LB 51 T.Davis, LB 52 C.Nelson, LB 55 L.McGray, LB 57 L.Barrow, G 63 B.Garland, DT 76 M.Austin, TE 80 J.Thomas, WR 83 W.Welker, TE 84 J.Tamme, DT 92 S.Williams. **DID NOT PLAY:** QB 17 B.Osweiler, LB 50 S.Barrett, **INACTIVE:** WR 14 C.Latimer, CB 32 T.Carter, RB 40 J.Thompson, T 71 P.Cornick, T 79 M.Schofield, TE 86 D.Jones, DT 96 M.Unrein.

INDIANAPOLIS COLTS

OFFENSE

WR 87 R. Wayne
LT 74 A. Castonzo
LG 75 J. Mewhort
C 62 K. Holmes
RG 60 L. Louis
RT 76 J. Reitz
WR 10 D. Moncrief
WR 13 T. Hilton
QB 12 A. Luck
TE 80 C. Fleener
RB 36 D. Herron

DEFENSE

DE 90 C. Redding
NT 96 J. Chapman
DT 97 A. Jones
SLB 93 E. Walden
MIKE 52 D. Jackson
WILL 50 J. Freeman
RUSH 92 B. Werner
LCB 28 G. Toler
SS 29 M. Adams
FS 30 L. Landry
RCB 21 V. Davis

COLTS SUBSTITUTIONS: P 1 P.McAfee, K 4 A.Vinatieri, WR 14 H.Nicks, RS 16 J.Cribbs, CB 20 D.Butler, RB 23 M.Hill, CB 27 J.Gordy, S 31 D.McDonald, S 32 C.Anderson, RB 37 Z.Tipton, S 38 S.Brown, LS 45 M.Overton, ILB 54 A.Jackson, OLB 55 S.Phillips, ILB 57 J.McNary, OLB 58 A.Studebaker, C 63 A.Shiple, G 65 D.Arkin, TE 83 D.Allen, TE 84 J.Doyle, OLB 91 J.Newsome, DT 95 M.Hughes, DT 99 R.Jean Francois. **DID NOT PLAY:** QB 8 M.Hasselbeck, **INACTIVE:** CB 25 J.Brown, RB 34 T.Richardson, CB 40 S.Price, ILB 51 H.Muamba, T 71 X.Nixon, C 72 J.Harrison, NT 94 Z.Kerr.

		1	2	3	4	OT	TOTAL	FIELD GOALS (made () & missed)		
VISITOR	Indianapolis Colts	0	14	7	3	0	24	A. Vinatieri	44WR (30)	
HOME	Denver Broncos	7	3	0	3	0	13	C. Barth	(45) (41)	

Team	Qtr	Clock Time	PLAY DESCRIPTION (Extra Point) (Drive Info)	SCORE	Visitor	Home
BRONCOS	1	10:00	D. Thomas 1 yd. pass from P. Manning (C. Barth kick) (7-68, 3:37)	0	7	
COLTS	2	14:14	D. Herron 6 yd. run (A. Vinatieri kick) (9-73, 5:05)	7	7	
COLTS	2	7:23	D. Allen 3 yd. pass from A. Luck (A. Vinatieri kick) (8-41, 3:41)	14	7	
BRONCOS	2	0:02	C. Barth 45 yd. Field Goal (7-25, 1:26)	14	10	
COLTS	3	8:21	H. Nicks 15 yd. pass from A. Luck (A. Vinatieri kick) (11-72, 5:16)	21	10	
BRONCOS	4	13:50	C. Barth 41 yd. Field Goal (14-53, 6:23)	21	13	
COLTS	4	4:06	A. Vinatieri 30 yd. Field Goal (13-54, 8:14)	24	13	

FINAL INDIVIDUAL STATISTICS																							
Indianapolis Colts											Denver Broncos												
RUSHING	ATT	YDS	AVG	LG	TD							RUSHING	ATT	YDS	AVG	LG	TD						
D. Herron	23	63	2.7	8	1							C. Anderson	18	80	4.4	22	0						
A. Luck	2	21	10.5	20	0							R. Hillman	2	8	4.0	10	0						
Z. Tipton	2	14	7.0	9	0																		
T. Hilton	1	1	1.0	1	0																		
TOTAL	28	99	3.5	20	1							TOTAL	20	88	4.4	22	0						
PASSING	ATT	CMP	YDS	TKD/YD	TD	LG	IN	Rtg.							PASSING	ATT	CMP	YDS	TKD/YD	TD	LG	IN	Rtg.
A. Luck	43	27	265	0/0	2	32	2	76.2							P. Manning	46	26	211	2/11	1	32	0	75.5
TOTAL	43	27	265	0/0	2	32	2	76.2							TOTAL	46	26	211	2/11	1	32	0	75.5
PASS RECEIVING	NO	YDS	AVG	LG	TD							PASS RECEIVING	NO	YDS	AVG	LG	TD						
D. Herron	8	32	4.0	10	0							E. Sanders	7	46	6.6	17	0						
T. Hilton	4	72	18.0	23	0							J. Thomas	6	53	8.8	32	0						
D. Allen	4	30	7.5	18	1							C. Anderson	6	29	4.8	15	0						
C. Fleener	3	49	16.3	32	0							D. Thomas	5	59	11.8	24	1						
J. Doyle	3	14	4.7	8	0							W. Welker	1	20	20.0	20	0						
D. Moncrief	2	32	16.0	22	0							V. Green	1	4	4.0	4	0						
H. Nicks	2	24	12.0	15	1																		
Z. Tipton	1	12	12.0	12	0																		
TOTAL	18	217	12.1	49	2							TOTAL	2	211	8.1	32	1						
INTERCEPTIONS	NO	YDS	AVG	LG	TD							INTERCEPTIONS	NO	YDS	AVG	LG	TD						
											B. Roby	1	2	2.0	2	0							
											R. Moore	1	0	0.0	0	0							
TOTAL	0	0	0.0	—	0							TOTAL	2	2	2.0	2	0						
PUNTING	NO	YDS	AVG	NET	TB	IN20	LG			PUNTING	NO	YDS	AVG	NET	TB	IN20	LG						
P. McAfee	4	169	42.3	37.5	1	1	46			B. Colquitt	6	244	40.7	39.5	0	1	48						
TOTAL	4	169	42.3	37.5	1	1	46			TOTAL	6	244	40.7	39.5	0	1	48						
PUNT RETURNS	NO	YDS	AVG	FC	LG	TD			PUNT RETURNS	NO	YDS	AVG	FC	LG	TD								
J. Cribbs	3	7	2.3	0	9	0			W. Welker	1	-1	-1.0	0	-1	0								
[DOWNED]	1	0	0.0	0	0	0			[DOWNED]	1	0	0.0	0	0	0								
[OUT OF BOUNDS]	2	0	0.0	0	0	0			[OUT OF BOUNDS]	1	0	0.0	0	0	0								
										[TOUCHBACK]	1	0	0.0	0	0	0							
RETURNS	3	7	2.3	0	9	0			RETURNS	1	-1	-1.0	0	0	0								
KICKOFF RETURNS	NO	YDS	AVG	FC	LG	TD			KICKOFF RETURNS	NO	YDS	AVG	FC	LG	TD								
J. Cribbs	1	32	32.0	0	32	0			[TOUCHBACK]	5	0	0.0	0	0	0								
Z. Tipton	1	0	0.0	0	0	0																	
[TOUCHBACK]	2	0	0.0	0	0	0																	
RETURNS	2	32	16.0	0	32	0			RETURNS	0	0	0.0	0	0	0								
Indianapolis Colts	Fumbles	Lost	Own Rec.	Yds	TD	FF	Opp. Rec.	Yds	TD	Out Bnds	Denver Broncos	Fumbles	Lost	Own Rec.	Yds	TD	FF	Opp. Rec.	Yds	TD	Out Bnds		
J. Newsome	0	0	0	0	0	1	0	0	0	0	P. Manning	1	1	0	0	0	0	0	0	0	0		
J. Freeman	0	0	0	0	0	1	0	0	0	0													
TOTAL	0	0	0	0	0	1	1	0	0	0	TOTAL	1	1	0	0	0	0	0	0	0	0		

FINAL TEAM STATISTICS									
	COLTS		BRONCOS			COLTS		BRONCOS	
TOTAL FIRST DOWNS	23	19	FGs - PATs Had Blocked			0-0	0-0		
By Rushing	6	6	Net Punting Average			37.5	39.5		
By Passing	15	10	TOTAL RETURN YARDAGE (Not Including Kickoffs)			7	1		
By Penalty	2	3	No. and Yards Punt Returns			3-7	1-1		
THIRD DOWN EFFICIENCY	5-13-38%	4-16-25%	No. and Yards Kickoff Returns			2-32	0-0		
FOURTH DOWN EFFICIENCY	0-0-0%	1-2-50%	No. and Yards Interception Returns			0-0	2-2		
TOTAL NET YARDS	364	288	PENALTIES Number and Yards			10-67	2-8		
Total Offensive Plays (inc. times thrown passing)	71	68	FUMBLES Number and Lost			0-0	1-1		
Average gain per offensive play	5.1	4.2	TOUCHDOWNS			3	0		
NET YARDS RUSHING	99	88	Rushing			3	0		
Total Rushing Plays	28	20	Passing			2	1		
Average gain per rushing play	3.5	4.4	EXTRA POINTS Made-Attempts			3-3	1-1		
Tackles for a loss-number and yards	2-6	2-4	Kicking Made-Attempts			3-3	1-1		
NET YARDS PASSING	265	200	FIELD GOALS Made-Attempts			1-2	2-2		
Times thrown - yards lost attempting to pass	0-0	2-11	RED ZONE EFFICIENCY			3-4-75%	1-1-100%		
Gross yards passing	265	211	GOAL TO GO EFFICIENCY			2-2-100%	1-1-100%		
PASS ATTEMPTS-COMPLETIONS-HAD INTERCEPTED	43-27-2	46-26-0	SAFETIES			0	0		
Avg gain per pass play (inc.# thrown passing)	6.2	4.2	FINAL SCORE			24	13		
KICKOFFS Number-In End Zone-Touchbacks	5-5-5	4-3-2	TIME OF POSSESSION			34:01	25:59		
PUNTS Number and Average	4-42.3	6-40.7							
Had Blocked	0	0							



Seattle 43, Denver 8

Sunday, Feb. 2, 2014 • 6:32 p.m. EST • MetLife Stadium • East Rutherford, N.J.

WEATHER: Partly Cloudy, 49°, Wind WNW 4 mph • TIME: 3:23 • ATTENDANCE: 82,529

Super Bowl XLVIII

The Seattle Seahawks won their first World Championship with a 43-8 victory over the Denver Broncos in Super Bowl XLVIII in front of 82,529 fans at MetLife Stadium in East Rutherford, N.J.

Seattle produced one of the strongest all-around team performances in Super Bowl history, recording a touchdown in each phase of the game (offense, defense and special teams).

The Broncos started with the ball but a miscommunication on the first play of the game resulted in a botched snap and a safety for the Seahawks just 12 seconds into the contest.

Seattle fed off the early momentum and scored on each of its first three offensive possessions to jump out to a 15-0 lead early in the second quarter.

Defense also was key for the Seahawks in the first two frames as Seattle forced three turnovers, one punt and a turnover on downs on the Broncos' first five offensive series.

Seattle's first half dominance was capped by linebacker and Super Bowl MVP Malcolm Smith (9 TKLS., 1 INT, 1 PD, 1 FR), who intercepted quarterback Peyton Manning and returned the ball 69 yards for a touchdown to give the Seahawks a 22-0 lead entering halftime.

Any chance of a Denver comeback was quelled when Seattle wide receiver Percy Harvin took the opening second half kickoff 87 yards for a touchdown and an insurmountable 29-0 lead.

Denver and Seattle traded punts on the next two series before Seahawks cornerback Byron Maxwell forced Seattle's fourth turnover of the game—a fumble by wide receiver Demaryius Thomas.

Six plays later, quarterback Russell Wilson (18-of-25 passing for 206 yds., 2 TD, 0 INT) completed a 23-yard touchdown pass to wide receiver Jermaine Kearse to extend Seattle's advantage to 36-0.

The Broncos would record their first scoring drive of the game in the fourth quarter as Manning (34-of-49 passing for 280 yds., 1 TD, 2 INTs) completed 6-of-6 passes for 70 yards and a 14-yard touchdown pass to Thomas (13 rec. for 118 yds., 1 TD).

Manning's 34 pass completions and Thomas' 13 receptions each set Super Bowl records.

Wilson threw his second touchdown of the game in the fourth quarter and Seattle's defense would hold the Broncos scoreless the rest of the way to preserve their 43-8 victory.

OFFICIALS

Referee — Terry McAlay (77); **Umpire** — Carl Paganelli (124); **Head Linesman** — Jim Mello (48); **Line Judge** — Thomas Symonette (100); **Side Judge** — David Wyant (16); **Field Judge** — Scott Stenson (88); **Back Judge** — Steve Freeman (133); **Replay** — Earnie Frantz.

DENVER BRONCOS

OFFENSE

WR 88 D. Thomas
LT 75 C. Clark
LG 68 Z. Beadles
C 66 M. Ramirez
RG 65 L. Vasquez
RT 74 O. Franklin
TE 80 J. Thomas
WR 87 E. Decker
WR 83 W. Welker
QB 18 P. Manning
RB 27 K. Moreno

DEFENSE

LDE 97 M. Jackson
DT 92 S. Williams
NT 94 T. Knighton
RDE 90 S. Phillips
SLB 56 N. Irving
MLB 51 P. Lenon
WLB 59 D. Trevathan
LCB 24 C. Bailey
RCB 45 D. Rodgers-Cromartie
SS 33 D. Ihenacho
FS 20 M. Adams

BRONCOS SUBSTITUTIONS: P 4 B.Colquitt, K 5 M.Prater, WR 11 T.Holliday, WR 12 A.Caldwell, RB 22 C.Anderson, RB 28 M.Ball, S 30 D.Bruton, S 31 O.Bolden, CB 32 T.Carter, CB 34 M.Cole, CB 36 K.Webster, LS 46 A.Brewer, LB 52 W.Woodyard, LB 53 S.Johnson, LB 54 B.Marshall, DE 57 J.Mincey, C 60 S.Vallos, TE 84 J.Tamme, TE 85 V.Green, DE 91 R.Ayers, DT 96 M.Unrein. **INACTIVE:** QB 2 D.Dyert, RB 21 R.Hillman, CB 23 Q.Jammer, T 70 V.Painter, G 73 C.Kuper, TE 81 J.Dreessen, DT 98 S.Fua.

SEATTLE SEAHAWKS

OFFENSE

WR 89 D. Baldwin
LT 76 R. Okung
LG 77 J. Carpenter
C 60 M. Unger
RG 64 J. Sweezy
RT 68 B. Giacomini
T 78 A. Bailey
TE 86 Z. Miller
WR 81 G. Tate
QB 3 R. Wilson
RB 24 M. Lynch

DEFENSE

LDE 56 C. Avril
LDT 72 M. Bennett
RDT 69 C. McDonald
RDE 91 C. Clemons
OLB 50 K. Wright
MLB 54 B. Wagner
LCB 28 W. Thurmond
RCB 41 B. Maxwell
SS 31 K. Chancellor
FS 29 E. Thomas

SEAHAWKS SUBSTITUTIONS: K 4 S.Hauschka, QB 7 T.Jackson, P 9 J.Ryan, WR 11 P.Harvin, WR 15 J.Kearse, CB 20 J.Lane, RB 22 R.Turbin, FB 26 M.Robinson, CB 35 D.Shead, FB 40 D.Coleman, FS 42 C.Maragos, LS 49 C.Gresham, LB 51 B.Irvin, LB 53 M.Smith, LB 55 H.Farwell, LB 57 M.Morgan, C 61 L.Jeanpierre, G 67 P.McQuistan, DE 79 R.Bryant, TE 82 L.Wilson, WR 83 R.Lockette, DT 92 B.Mebane, DE 93 O.Schofield, DT 99 T.McDaniel. **INACTIVE:** WR 19 B.Walters, RB 33 C.Michael, T 73 M.Bowie, T 74 C.Hauptmann, TE 87 K.Davis, DE 95 B.Mayowa, DT 97 J.Hill.

		1	2	3	4	OT	TOTAL
VISITOR	Seattle Seahawks	8	14	14	7	0	43
HOME	Denver Broncos	0	0	8	0	0	8

FIELD GOALS (made () & missed)

S. Hauschka (31) (33)

Team	Qtr	Clock Time	PLAY DESCRIPTION (Extra Point) (Drive Info)	SCORE	
				Visitor	Home
SEAHAWKS	1	14:48	K. Moreno tackled in end zone by C. Avril for a Safety	2	0
SEAHAWKS	1	10:21	S. Hauschka 31 yd. Field Goal (9-51, 4:27)	5	0
SEAHAWKS	1	2:16	S. Hauschka 33 yd. Field Goal (13-58, 6:15)	8	0
SEAHAWKS	2	12:00	M. Lynch 1 yd. run (S. Hauschka kick) (7-37, 3:59)	15	0
SEAHAWKS	2	3:21	M. Smith 69 yd. interception return (S. Hauschka kick)	22	0
SEAHAWKS	3	14:48	P. Harvin 87 yd. kickoff return (S. Hauschka kick) (0-0, 0:12)	29	0
SEAHAWKS	3	2:58	J. Kearse 23 yd. pass from R. Wilson (S. Hauschka kick) (6-58, 2:57)	36	0
BRONCOS	3	0:00	D. Thomas 14 yd. pass from P. Manning (P. Manning-W. Welker pass) (6-80, 2:58)	36	8
SEAHAWKS	4	11:45	D. Baldwin 10 yd. pass from R. Wilson (S. Hauschka kick) (5-48, 3:15)		

FINAL INDIVIDUAL STATISTICS

Seattle Seahawks											Denver Broncos																		
RUSHING	ATT	YDS	AVG	LG	TD	RUSHING	ATT	YDS	AVG	LG	TD	RUSHING	ATT	YDS	AVG	LG	TD	RUSHING	ATT	YDS	AVG	LG	TD						
P. Harvin	2	45	22.5	30	0	K. Moreno	5	17	3.4	9	0	P. Manning	49	34	280	5.7	23	2	P. Manning	49	34	280	5.7	23	2				
M. Lynch	15	39	2.6	18	1	C. Anderson	2	9	4.5	6	0	M. Ball	6	1	0.2	3	0	M. Ball	6	1	0.2	3	0						
R. Wilson	3	26	8.7	16	0	M. Ball	6	1	0.2	3	0	P. Manning	1	0	0.0	0	0	P. Manning	1	0	0.0	0	0						
R. Turbin	9	25	2.8	6	0	P. Manning	1	0	0.0	0	0	TOTAL	14	27	1.9	9	0	TOTAL	14	27	1.9	9	0						
TOTAL	29	135	4.7	30	1	TOTAL	49	34	280	5.7	23	2	TOTAL	49	34	280	5.7	23	2	TOTAL	49	34	280	5.7	23	2			
PASSING	ATT	CMP	YDS	TD	LG	INT	Rtg.	PASSING	ATT	CMP	YDS	TD	LG	INT	Rtg.	PASSING	ATT	CMP	YDS	TD	LG	INT	Rtg.						
R. Wilson	25	18	206	0/0	2	37	0	123.1	P. Manning	49	34	280	1/1	1	23	2	73.5	P. Manning	49	34	280	1/1	1	23	2				
T. Jackson	1	0	0	0/0	0	0	0	39.6																					
TOTAL	26	18	206	0/0	2	37	0	118.4	TOTAL	49	34	280	1/1	1	23	2	73.5	TOTAL	49	34	280	1/1	1	23	2				
PASS RECEIVING	NO	YDS	AVG	LG	TD	PASS RECEIVING	NO	YDS	AVG	LG	TD	PASS RECEIVING	NO	YDS	AVG	LG	TD	PASS RECEIVING	NO	YDS	AVG	LG	TD						
D. Baldwin	5	66	13.2	37	1	D. Thomas	13	118	9.1	23	1	D. Thomas	13	118	9.1	23	1	D. Thomas	13	118	9.1	23	1						
J. Kearse	4	65	16.3	24	1	W. Welker	8	84	10.5	22	0	W. Welker	8	84	10.5	22	0	W. Welker	8	84	10.5	22	0						
G. Tate	3	17	5.7	9	0	J. Thomas	4	27	6.8	11	0	J. Thomas	4	27	6.8	11	0	J. Thomas	4	27	6.8	11	0						
L. Willson	2	17	8.5	12	0	K. Moreno	3	20	6.7	7	0	K. Moreno	3	20	6.7	7	0	K. Moreno	3	20	6.7	7	0						
R. Lockette	1	19	19.0	19	0	J. Tammie	2	9	4.5	11	0	J. Tammie	2	9	4.5	11	0	J. Tammie	2	9	4.5	11	0						
Z. Miller	1	10	10.0	10	0	M. Ball	2	2	1.0	1	0	M. Ball	2	2	1.0	1	0	M. Ball	2	2	1.0	1	0						
M. Robinson	1	7	7.0	7	0	C. Anderson	1	14	14.0	14	0	C. Anderson	1	14	14.0	14	0	C. Anderson	1	14	14.0	14	0						
P. Harvin	1	5	5.0	5	0	E. Decker	1	6	6.0	6	0	E. Decker	1	6	6.0	6	0	E. Decker	1	6	6.0	6	0						
TOTAL	18	206	11.4	37	2	TOTAL	34	280	8.2	23	1	TOTAL	34	280	8.2	23	1	TOTAL	34	280	8.2	23	1						
INTERCEPTIONS	NO	YDS	AVG	LG	TD	INTERCEPTIONS	NO	YDS	AVG	LG	TD	INTERCEPTIONS	NO	YDS	AVG	LG	TD	INTERCEPTIONS	NO	YDS	AVG	LG	TD						
M. Smith	1	69	69.0	69	1																								
K. Chancellor	1	2	2.0	2	0																								
TOTAL	2	71	35.5	69	1	TOTAL	0	0	0.0	—	0	TOTAL	0	0	0.0	—	0	TOTAL	0	0	0.0	—	0						
PUNTING	NO	YDS	AVG	NET	TB	INTD	LG	PUNTING	NO	YDS	AVG	NET	TB	INTD	LG	PUNTING	NO	YDS	AVG	NET	TB	INTD	LG						
J. Ryan	1	45	45.0	36.0	0	0	45	B. Colquitt	2	60	30.0	30.0	0	0	1	31	B. Colquitt	2	60	30.0	30.0	0	0	1					
TOTAL	1	45	45.0	36.0	0	0	45	TOTAL	2	60	30.0	30.0	0	0	1	31	TOTAL	2	60	30.0	30.0	0	0	1					
PUNT RETURNS	NO	YDS	AVG	FC	LG	TD	PUNT RETURNS	NO	YDS	AVG	FC	LG	TD	PUNT RETURNS	NO	YDS	AVG	FC	LG	TD	PUNT RETURNS	NO	YDS	AVG	FC	LG	TD		
G. Tate	0	0	0.0	2	0	0	E. Decker	1	9	9.0	0	9	0	E. Decker	1	9	9.0	0	9	0	E. Decker	1	9	9.0	0	9	0		
RETURNS	0	0	0.0	2	—	0	RETURNS	1	9	9.0	0	9	0	RETURNS	1	9	9.0	0	9	0	RETURNS	1	9	9.0	0	9	0		
KICKOFF RETURNS	NO	YDS	AVG	FC	LG	TD	KICKOFF RETURNS	NO	YDS	AVG	FC	LG	TD	KICKOFF RETURNS	NO	YDS	AVG	FC	LG	TD	KICKOFF RETURNS	NO	YDS	AVG	FC	LG	TD		
P. Harvin	1	87	87.0	0	87	1	T. Holliday	5	105	21.0	0	32	0	T. Holliday	5	105	21.0	0	32	0	T. Holliday	5	105	21.0	0	32	0		
G. Tate	1	20	20.0	0	20	0	[TOUCHBACK]	3	0	0.0	0	0	0	[TOUCHBACK]	3	0	0.0	0	0	0	[TOUCHBACK]	3	0	0.0	0	0	0		
RETURNS	2	107	53.5	0	87	1	RETURNS	5	105	21.0	0	32	0	RETURNS	5	105	21.0	0	32	0	RETURNS	5	105	21.0	0	32	0		
Baltimore Ravens	Own	Opp.	Out	Baltimore Ravens	Own	Opp.	Out	Denver Broncos	Own	Opp.	Out	Denver Broncos	Own	Opp.	Out	Baltimore Ravens	Own	Opp.	Out	Denver Broncos	Own	Opp.	Out	Denver Broncos	Own	Opp.	Out		
FUMBLES	Fum	Lost	Rec.	Yds	TD	FF	Rec.	Yds	TD	Bnds	FUMBLES	Fum	Lost	Rec.	Yds	TD	FF	Rec.	Yds	TD	Bnds	FUMBLES	Fum	Lost	Rec.	Yds	TD	Bnds	
C. Clemons	0	0	0	0	0	2	0	0	0	0	K. Moreno	1	0	1	0	0	0	0	0	0	0	K. Moreno	1	0	1	0	0	0	
B. Maxwell	0	0	0	0	0	1	0	0	0	0	P. Manning	1	1	0	0	0	0	0	0	0	0	P. Manning	1	1	0	0	0	0	
C. McDonald	0	0	0	0	0	0	1	0	0	0	D. Thomas	1	1	0	0	0	0	0	0	0	0	D. Thomas	1	1	0	0	0	0	
M. Smith	0	0	0	0	0	0	1	7	0	0	M. Ramirez	1	0	0	-14	0	0	0	0	0	0	M. Ramirez	1	0	0	-14	0	0	0
TOTAL	0	0	0	0	0	3	2	7	0	0	TOTAL	4	2	2	-14	0	0	0	0	0	0	TOTAL	4	2	2	-14	0	0	0

FINAL TEAM STATISTICS

SEAHAWKS						BRONCOS						SEAHAWKS						BRONCOS															
TOTAL FIRST DOWNS												17	18				FGs - PATs Had Blocked												0-0	0-0			
By Rushing												6	2				Net Punting Average												36.0	30.0			
By Passing												10	13				TOTAL RETURN YARDAGE (Not Including Kickoffs)												71	9			
By Penalty												1	3				No. and Yards Punt Returns												0-0	1-9			
THIRD DOWN EFFICIENCY												7-12-58%	6-13-46%				No. and Yards Kickoff Returns												2-107	5-105			
FOURTH DOWN EFFICIENCY												0-2-0%	0-3-0%				No. and Yards Interception Returns												2-71	0-0			
TOTAL NET YARDS												341	306				PENALTIES Number and Yards												10-104	5-44			
Total Offensive Plays (inc. times thrown passing)												55	64				FUMBLES Number and Lost												0-0	4-2			
Average gain per offensive play												6.2	4.8				TOUCHDOWNS												5	1			
NET YARDS RUSHING												135	27				Rushing												1	0			
Total Rushing Plays												29	14				Passing												2	1			
Average gain per rushing play												4.7	1.9				Interceptions												1	0			
Tackles for a loss-number and yards												3-3	3-7				Kickoff Returns												1	0			
NET YARDS PASSING												206	279				EXTRA POINTS Made-Attempts												5-5	1-1			
Times thrown - yards lost attempting to pass												0-0	1-1				Kicking Made-Attempts												5-5	0-0			
Gross yards passing												206	280				Rushing Made-Attempts												5-5	0-0			
PASS ATTEMPTS-COMPLETIONS-HAD INTERCEPTED												26-18-0	49-34-2				FIELD GOALS Made-Attempts												2-2	0-0			
Avg gain per pass play (inc.# thrown passing)												7.9	5.6				RED ZONE EFFICIENCY												2-4-50%	1-2-50%			
KICKERS Number in End Zone-Touchbacks												8-6-0	3-0-0				GOAL TO GO EFFICIENCY												2-3-67%	0-0-0%			
PUNTS Number and Average												1-45-0	2-30-0				SAFETIES												1	0			
Had Blocked												0	0				FINAL SCORE												43	8			
																	TIME OF POSSESSION												31:53	28:07			



Denver 26, New England 16

Sunday, Jan. 19, 2014 • 1:06 p.m. MST • Sports Authority Field at Mile High • Denver

WEATHER: Sunny, 63°, Wind W 9 mph • TIME: 2:57 • ATTENDANCE: 77,110

2013 AFC Championship Game

The Denver Broncos won their seventh AFC Championship with a 26-16 victory over the New England Patriots to position themselves for a matchup with the Seattle Seahawks in Super Bowl XLVIII in New York-New Jersey.

Denver was led early by a dominant defensive effort as the Patriots offense was forced to punt on each of their first three possessions of the game.

The Broncos put the first points on the board as kicker Matt Prater connected on a 27-yard field goal in the first quarter.

On Denver's first series of the second frame, the offense manufactured a 15-play, 93-yard scoring drive by relying on the running game. Running backs Knowshon Moreno and Montee Ball combined for 58 yards on eight carries (7.25 avg.). The drive concluded with a 1-yard touchdown reception by tight end Jacob Tamme.

New England scored their first points of the game when kicker Stephen Gostkowski made a 47-yard attempt with 2:54 left in the second quarter.

Denver was able to add a late second quarter field goal and enter halftime with a 13-3 lead.

Quarterback Peyton Manning (32-of-43 passing for 400 yds., 2 TDs, 0 INT) led the Broncos on a 13-play, 80-yard scoring drive to open the second half. Manning completed 6-of-7 passes on the series for 53 yards, which concluded with a 3-yard touchdown reception by wide receiver Demaryius Thomas (7 rec. for 134 yds., 1 TD).

Prater made his third field goal of the game early in the fourth quarter to increase the Broncos' lead to 23-3.

On the ensuing series, Patriots quarterback Tom Brady (24-of-38 passing for 277 yds., 1 TD, 0 INT) led New England's offense on a 9-play drive in which he completed 6-of-9 passes for 80 yards and a 7-yard touchdown pass to wide receiver Julian Edelman (10 rec. for 89 yds., 1 TD).

After Prater became the first Broncos' kicker in team history to make four field goals in a playoff game, Brady again led the Patriots on a scoring series. New England executed another 80-yard touchdown drive that resulted in a 5-yard run by Brady to cut the deficit to 26-16 with 3:06 left in the game. The Patriots would fail to convert on a two-point conversion attempt.

Gostkowski attempted a squib kick and wide receiver Eric Decker caught the ball to give Denver possession.

Denver would convert two first downs to drain the clock and preserve the 26-16 win over the Patriots to send the Broncos to their seventh Super Bowl.

OFFICIALS

Referee — Tony Corrente (99); **Umpire** — Paul King (121); **Head Linesman** — Kent Payne (79); **Line Judge** — John Hussey (35); **Side Judge** — Tom Hill (97); **Field Judge** — Craig Wrostad (4); **Back Judge** — Greg Wilson (119); **Replay** — Carl Madsen.

DENVER BRONCOS

OFFENSE

WR 88 D. Thomas
LT 75 C. Clark
LG 68 Z. Beadles
C 66 M. Ramirez
RG 65 L. Vasquez
RT 74 O. Franklin
TE 80 J. Thomas
WR 87 E. Decker
WR 83 W. Welker
QB 18 P. Manning
RB 27 K. Moreno

DEFENSE

LDE 97 M. Jackson
DT 92 S. Williams
NT 94 T. Knighton
RDE 90 S. Phillips
SLB 56 N. Irving
MLB 51 P. Lenon
WLB 59 D. Trevathan
LCB 24 C. Bailey
RCB 45 D. Rodgers-Cromartie
SS 33 D. Ihenacho
FS 20 M. Adams

BRONCOS SUBSTITUTIONS: P 4 B.Colquitt, K 5 M.Prater, WR 11 T.Holliday, WR 12 A.Caldwell, CB 23 Q.Jammer, RB 28 M.Ball, S 29 M.Huff, S 30 D.Barton, S 31 O.Bolden, CB 32 T.Carter, CB 36 K.Webster, LS 46 A.Brewer, LB 52 W.Woodyard, LB 53 S.Johnson, LB 54 B.Marshall, DE 57 J.Mincey, C 60 S.Vallos, T 77 W.Justice, TE 84 J.Tamme, TE 85 V.Green, DE 91 R.Ayers, DT 96 M.Unrein.
DID NOT PLAY: QB 17 B.Osweller, RB 22 C.Anderson. **INACTIVE:** QB 2 Z.Dysert, RB 21 R.Hillman, CB 34 M.Cole, T 70 V.Painter, G 73 C.Kuper, TE 81 J.Dressen, DT 98 S.Fua.

NEW ENGLAND PATRIOTS

OFFENSE

WR 80 D. Amendola
LT 77 N. Solder
LG 70 L. Mankins
C 62 R. Wendell
RG 63 D. Connolly
RT 61 M. Cannon
TE 47 M. Hoomanawanui
WR 11 J. Edelman
QB 12 T. Brady
RB 46 J. Develin
RB 34 S. Vereen

DEFENSE

LE 50 R. Ninkovich
DT 71 S. Siliga
DT 94 Chr. Jones
RE 95 Cha. Jones
LB 91 J. Collins
CB 25 K. Arrington
LB 54 D. Hightower
LCB 31 A. Talib
RCB 37 A. Dennard
S 28 S. Gregory
S 32 D. McCourty

PATRIOTS SUBSTITUTIONS: K 3 S.Gostkowski, P 6 R.Allen, WR 10 A.Collie, WR 17 A.Dobson, WR 18 M.Slater, RB 22 S.Ridley, CB 26 L.Ryan, DB 27 T.Wilson, RB 29 L.Blount, DB 30 D.Harmon, S 36 K.Davis, RB 38 B.Bolden, DB 43 N.Ebner, LS 48 D.Aiken, LB 52 D.Fletcher, LB 53 J.Davis, LB 59 C.White, DT 72 J.Vellano, OL 74 W.Svitke, TE 88 M.Mulligan, DE 96 A.Carter, DL 99 M.Buchanan.
DID NOT PLAY: QB 15 R.Mallett, OL 67 J.Kline. **INACTIVE:** DB 41 J.Green, TE 45 D.Williams, LB 58 S.Beauharnais, OL 64 C.Barker, WR 85 K.Thompkins, DT 90 I.Sopoaga, DE 92 J.Bequette.

		1	2	3	4	OT	TOTAL	FIELD GOALS (made () & missed)
VISITOR	New England Patriots	0	3	0	13	0	16	S. Gostkowski (47)
HOME	Denver Broncos	3	10	7	6	0	26	M. Prater (27) (35) (19) (54)

Team	Qtr	Clock Time	PLAY DESCRIPTION (Extra Point) (Drive Info)	SCORE Visitor Home
BRONCOS	1	3:43	M. Prater 27 yd. Field Goal (10-73, 4:07)	0 3
BRONCOS	2	7:50	J. Tamme 1 yd. pass from P. Manning (M. Prater kick) (15-93, 7:01)	0 10
PATRIOTS	2	2:54	S. Gostkowski 47 yd. Field Goal (9-51, 4:56)	3 10
BRONCOS	2	0:25	M. Prater 35 yd. Field Goal (8-63, 2:29)	3 13
BRONCOS	3	7:52	D. Thomas 3 yd. pass from P. Manning (M. Prater kick) (13-80, 7:08)	3 20
BRONCOS	4	12:02	M. Prater 19 yd. Field Goal (9-60, 5:23)	3 23
PATRIOTS	4	9:26	J. Edelman 7 yd. pass from T. Brady (S. Gostkowski kick) (9-80, 2:36)	10 23
BRONCOS	4	7:00	M. Prater 54 yd. Field Goal (6-39, 2:26)	10 26
PATRIOTS	4	3:07	T. Brady 5 yd. run (run failed) (10-80, 3:53)	16 26

FINAL INDIVIDUAL STATISTICS													
New England Patriots							Denver Broncos						
RUSHING	ATT	YDS	AVG	LG	TD		RUSHING	ATT	YDS	AVG	LG	TD	
S. Vereen	4	34	8.5	11	0		K. Moreno	14	59	4.2	28	0	
S. Ridley	5	17	3.4	8	0		M. Ball	12	43	3.6	9	0	
T. Brady	2	7	3.5	5	1		V. Green	1	6	6.0	6	0	
L. Blount	5	6	1.2	3	0		P. Manning	1	-1	-1.0	-1	0	
TOTAL	16	64	4.0	11	1		TOTAL	28	107	3.8	28	0	

PASSING									PASSING								
	TKD/									TKD/							
PASSING	ATT	CMP	YDS	YD	TD	LG	IN	Rtg.	PASSING	ATT	CMP	YDS	YD	TD	LG	IN	Rtg.
T. Brady	38	24	277	2/21	1	27	0	93.9	P. Manning	43	32	400	0/0	2	37	0	118.4
TOTAL	38	24	277	2/21	1	27	0	93.9	TOTAL	43	32	400	0/0	2	37	0	118.4

PASS RECEIVING							PASS RECEIVING						
	NO	YDS	AVG	LG	TD			NO	YDS	AVG	LG	TD	
J. Edelman	10	89	8.9	18	1		J. Thomas	8	85	10.6	37	0	
S. Vereen	5	59	11.8	24	0		D. Thomas	7	134	19.1	30	1	
A. Collie	4	57	14.3	20	0		E. Decker	5	73	14.6	21	0	
A. Dobson	2	33	16.5	27	0		W. Welker	4	38	9.5	16	0	
M. Hoomanawanui	2	33	16.5	18	0		M. Ball	3	13	4.3	12	0	
M. Mulligan	1	6	6.0	6	0		J. Tamme	2	24	12.0	23	1	
							K. Moreno	2	22	11.0	18	0	
							A. Caldwell	1	11	11.0	11	0	
TOTAL	24	277	11.5	27	1		TOTAL	32	400	12.5	37	2	

INTERCEPTIONS							INTERCEPTIONS						
	NO	YDS	AVG	LG	TD			NO	YDS	AVG	LG	TD	
TOTAL	0	0	0.0	0	0		TOTAL	0	0	0.0	—	0	

PUNTING								PUNTING							
	NO	YDS	AVG	NET	TB	IN20	LG		NO	YDS	AVG	NET	TB	IN20	LG
R. Allen	3	147	49.0	49.0	0	3	60	B. Colquitt	1	48	48.0	28.0	1	0	48
TOTAL	3	147	49.0	49.0	0	3	60	TOTAL	1	48	48.0	28.0	1	0	48

PUNT RETURNS							PUNT RETURNS						
[TOUCHBACK]	NO	YDS	AVG	FC	LG	TD	E. Decker	NO	YDS	AVG	FC	LG	TD
	1	0	0.0	0	0	0	[DOWNED]	2	0	0.0	0	0	0
RETURNS	0	0	0.0	0	—	0	RETURNS	0	0	0.0	1	0	0

KICKOFF RETURNS							KICKOFF RETURNS						
[TOUCHBACK]	NO	YDS	AVG	FC	LG	TD	T. Holliday	NO	YDS	AVG	FC	LG	TD
	7	0	0.0	0	0	0		1	4	4.0	0	4	0
							[TOUCHBACK]	2	0	0.0	0	0	0
RETURNS	0	0	0.0	0	—	0	RETURNS	1	4	4.0	0	4	0

Baltimore Ravens							Own						
FUMBLES	Fum	Lost	Rec.	Yds	TD	FF	Rec.	Yds	TD	Bnds	Opp.		
TOTAL	0	0	0	0	0	0	0	0	0	0	0	0	0

Denver Broncos							Own						
FUMBLES	Fum	Lost	Rec.	Yds	TD	FF	Rec.	Yds	TD	Bnds	Opp.		
TOTAL	0	0	0	0	0	0	0	0	0	0	0	0	0

FINAL TEAM STATISTICS													
PATRIOTS							BRONCOS						
TOTAL FIRST DOWNS	19						27						
By Rushing	4						5						
By Passing	15						21						
By Penalty	0						1						
THIRD DOWN EFFICIENCY	6-12-50%						7-13-54%						
FOURTH DOWN EFFICIENCY	1-2-50%						1-1-100%						
TOTAL NET YARDS	320						507						
Total Offensive Plays (inc. times thrown passing)	56						71						
Average gain per offensive play	5.7						7.1						
NET YARDS RUSHING	64						107						
Total Rushing Plays	16						28						
Average gain per rushing play	4.0						3.8						
Tackles for a loss-number and yards	1-1						2-6						
NET YARDS PASSING	256						400						
Times thrown - yards lost attempting to pass	2-21						0-0						
Gross yards passing	277						400						
PASS ATTEMPTS-COMPLETIONS-HAD INTERCEPTED	38-24-0						43-32-0						
Avg gain per pass play (inc.# thrown passing)	6.4						9.3						
KICKOFFS Number-In End Zone-Touchbacks	4-2-2						7-7-7						
PUNTS Number and Average	3-49.0						1-48.0						
Had Blocked	0						0						

BRONCOS DEFENSIVE STATISTICS																	
(based on coaches' film review)																	
PLAYER	UT	A	TT	S-YDS	I-YDS	PD	FF	FR	PLAYER	UT	A	TT	S-YDS	I-YDS	PD	FF	FR
D. Trevathan	8	0	8	0-0	0-0	0	0	0	W. Woodyard	2	0	2	0-0	0-0	0	0	0
D. Ihenacho	4	1	5	0-0	0-0	0	0	0	S. Phillips	2	0	2	0-0	0-0	0	0	0
T. Knighton	4	0	4	1-10	0-0	0	0	0	R. Ayers	1	0	1	1-11	0-0	0	0	0
M. Adams	4	0	4	0-0	0-0	1	0	0	P. Lenon	1	0	1	0-0	0-0	0	0	0
T. Carter	3	1	4	0-0	0-0	2	0	0	D. Bruton	1	0	1	0-0	0-0	0	0	0
D. Rodgers-Cromatie	3	0	3	0-0	0-0	1	0	0	M. Huff	1	0	1	0-0	0-0	0	0	0
C. Bailey	3	0	3	0-0	0-0	0	0	0	M. Jackson	0	0	0	0-0	0-0	1	0	0
N. Irving	2	0	2	0-0	0-0	0	0	0	TEAM TOTALS	39	2	41	2-21	0-0	5	0	0
J. Mincey	2	0	2	1-8	0-0	0	0	0									



Denver 24, San Diego 17

Sunday, Jan. 12, 2014 • 2:40 p.m. MST • Sports Authority Field at Mile High • Denver

WEATHER: PARTLY CLOUDY, 41°, WIND NW 17 MPH • TIME: 3:13 • ATTENDANCE: 76,969

2013 AFC Divisional Playoff Game

The Denver Broncos defeated their AFC West rival San Diego Chargers 24-17 in the divisional round on a windy afternoon at Sports Authority Field at Mile High.

Denver's defense shut out the Chargers through three quarters and held on through the final frame to help the Broncos advance to their ninth-ever AFC Championship Game.

After forcing the Chargers to punt on the opening series of the game, quarterback Peyton Manning led the Broncos offense on a 14-play, 86-yard drive that culminated in a 2-yard touchdown reception by wide receiver Demaryius Thomas (8 rec. for 54 yds., 1 TD) to give Denver the early lead.

San Diego recovered a fumble by tight end Julius Thomas in the second quarter but kicker Nick Novak missed a 53-yard field goal attempt.

Denver was able to take advantage of the good field position as Manning completed a 3-yard touchdown pass to wide receiver Wes Welker on its ensuing possession.

The Broncos were able to move the ball deep into San Diego territory at the end of the half, but Manning was intercepted in the end zone and the Broncos entered halftime with a 14-0 lead.

On the opening drive of the third quarter, Manning (25-of-36 passing for 230 yds., 2 TDs, 1 INT) completed 5-of-7 passes for 36 yards and kicker Matt Prater made a 45-yard field goal attempt.

The Broncos defense remained stout throughout the third quarter before quarterback Philip Rivers (18-of-27 passing for 217 yds., 2 TDs, 0 INT) completed a 16-yard touchdown pass to rookie wide receiver Keenan Allen with 12:59 left in the final frame.

Denver's offense conducted its own scoring drive on the next series as running back Knowshon Moreno scampered for a 3-yard touchdown run to increase the Broncos' lead to 24-7.

On San Diego's next possession, Rivers and Allen (6 rec. for 142 yds., 2 TDs) connected again on a 16-yard touchdown pass. The Chargers attempted an onside kick and cornerback Richard Marshall recovered the ball after it deflected off of Broncos wide receiver Eric Decker.

San Diego's opportunistic offense, led by Rivers, orchestrated an 8-play, 48-yard drive that resulted in a 30-yard field goal by Novak to reduce Denver's lead to 24-17.

After a Chargers' squib kick, the Broncos gained possession of the ball with 5:40 left in the game. Denver would convert three critical third downs, including a 21-yard pass from Manning to Julius Thomas (6 rec. for 76 yds, 0 TDs) on 3rd down and 17, to preserve the win.

OFFICIALS

Referee — Clete Blakeman (34); **Umpire** — Fred Bryan (11); **Head Linesman** — Jim Mello (48); **Line Judge** — Jeff Seeman (45); **Side Judge** — Dave Wyant (16); **Field Judge** — Bob Waggoner (25); **Back Judge** — Dino Paganelli (105); **Replay** — Mark Burns.

DENVER BRONCOS

OFFENSE

WR 88 D. Thomas
LT 75 C. Clark
LG 68 Z. Beadles
C 66 M. Ramirez
RG 65 L. Vasquez
RT 74 O. Franklin
TE 80 J. Thomas
WR 87 E. Decker
WR 83 W. Welker
QB 18 P. Manning
RB 27 K. Moreno

DEFENSE

LDE 97 M. Jackson
DT 92 S. Williams
NT 94 T. Knighton
RDE 90 S. Phillips
SLB 56 N. Irving
MLB 51 P. Lenon
WLB 59 D. Trevathan
LCB 25 C. Harris Jr.
RCB 45 D. Rodgers-Cromartie
SS 33 D. Ihenacho
FS 20 M. Adams

BRONCOS SUBSTITUTIONS: P 4 B.Colquitt, K 5 M.Prater, WR 11 T.Holliday, WR 12 A.Caldwell, CB 23 Q.Jammer, CB 24 C.Bailey, RB 28 M.Ball, S 29 M.Huff, S 30 D.Bruton, S 31 O.Bolden, CB 36 K.Webster, LS 46 A.Brewer, LB 52 W.Woodward, LB 53 S.Johnson, LB 54 B.Marshall, DE 57 J.Mincey, C 60 S.Vallos, TE 84 J.Tamme, TE 85 V.Green, DE 91 R.Ayers, DT 96 M.Unrein. **DID NOT PLAY:** QB 17 B.Osweller, RB 22 C.Anderson, T 77 W.Justice. **INACTIVE:** QB 2 Z.Dyrest, RB 21 R.Hillman, CB 32 T.Carter, G 73 C.Kuper, TE 81 J.Dreessen, DE 95 D.Wolfe, DT 98 S.Fua.

SAN DIEGO CHARGERS

OFFENSE

TE 89 L. Green
WR 13 K. Allen
LT 77 K. Dunlap
LG 78 C. Rinehart
C 61 N. Hardwick
RG 63 J. Troutman
RT 76 D. Fluker
TE 85 A. Gates
WR 11 E. Royal
QB 17 P. Rivers
RB 24 R. Mathews

DEFENSE

RE 94 C. Liuget
LE 91 K. Reyes
OLB 54 M. Ingram
ILB 50 M. Te'o
ILB 56 D. Butler
OLB 96 J. Johnson
LCB 31 R. Marshall
RCB 29 S. Wright
SS 38 M. Gilchrist
FS 37 J. Addae
FS 32 E. Weddle

CHARGERS SUBSTITUTIONS: P 5 M.Scifres, K 9 N.Novak, WR 16 S.Ajrotutu, CB 20 C.Butler, CB 22 D.Cox, RB 23 R.Brown, S 25 D.Stuckey, RB 33 L.McClain, RB 39 D.Woodhead, LS 47 M.Windt, ILB 52 R. Walker, OLB 58 T.Williams, ILB 59 A.Gachkar, G-T 70 S.Schilling, DE 71 L.Guy, C-G 74 R.Ohrnberger, TE 81 J.Byrne, WR 86 V.Brown, OLB 90 T.Keiser, DT 92 C.Thomas, ILB 97 B.Bird. **DID NOT PLAY:** QB 6 C.Whitehurst, T 69 W.Smith, DT 95 K.Geathers. **INACTIVE:** QB 4 B.Sorensen, WR-KR 10 L.Hawkins, SS 28 B.Taylor, CB 35 M.Cromartie, G-T 66 J.Clary, T 72 K.Wiggins, DE 98 S.Lissemore.

		1	2	3	4	OT	TOTAL	FIELD GOALS (made () & missed)	
VISITOR	San Diego Chargers	0	0	0	17	0	17	N. Novak	53WL (30)
HOME	Denver Broncos	7	7	3	7	0	24	M. Prater	(45) 47WL

Team	Qtr	Clock Time	PLAY DESCRIPTION (Extra Point) (Drive Info)	Score Visitor	Score Home
BRONCOS	1	2:25	D. Thomas 2 yd. pass from P. Manning (M. Prater kick) (14-86, 7:01)	0	7
BRONCOS	2	6:00	W. Welker 3 yd. pass from P. Manning (M. Prater kick) (9-57, 5:13)	0	14
BRONCOS	3	9:35	M. Prater 45 yd. Field Goal (12-37, 5:25)	0	17
CHARGERS	4	12:59	K. Allen 16 yd. pass from P. Rivers (N. Novak kick) (6-63, 3:08)	7	17
BRONCOS	4	8:12	K. Moreno 3 yd. run (M. Prater kick) (9-81, 4:47)	7	24
CHARGERS	4	5:43	K. Allen 16 yd. pass from P. Rivers (N. Novak kick) (7-80, 2:29)	14	24
CHARGERS	4	3:53	N. Novak 30 yd. Field Goal (8-48, 1:50)	17	24

FINAL INDIVIDUAL STATISTICS																					
San Diego Chargers									Denver Broncos												
RUSHING	ATT	YDS	AVG	LG	TD					RUSHING	ATT	YDS	AVG	LG	TD						
D. Woodhead	9	29	3.2	8	0					K. Moreno	23	82	3.6	14	1						
R. Mathews	5	26	5.2	16	0					M. Ball	10	52	5.2	9	0						
P. Rivers	3	10	3.3	6	0					P. Manning	1	-1	-1.0	-1	0						
R. Brown	1	0	0.0	0	0																
TOTAL	18	65	3.6	16	0					TOTAL	34	133	3.9	14	1						
PASSING	ATT	CMP	YDS	TKD/ YD	TD	LG	IN	Rtg.	PASSING	ATT	CMP	YDS	TKD/ YD	TD	LG	IN	Rtg.				
P. Rivers	27	18	217	4/23	2	49	0	115.8	P. Manning	36	25	230	0/0	2	21	1	93.5				
TOTAL	27	18	217	4/23	2	49	0	115.8	TOTAL	36	25	230	0/0	2	21	1	93.5				
PASS RECEIVING			NO	YDS	AVG	LG	TD			PASS RECEIVING			NO	YDS	AVG	LG	TD				
K. Allen			6	142	23.7	49	2			D. Thomas			8	54	6.8	9	1				
R. Brown			4	18	4.5	5	0			J. Thomas			6	76	12.7	21	0				
D. Woodhead			3	10	3.3	7	0			W. Welker			6	38	6.3	8	1				
A. Gates			2	10	5.0	5	0			E. Decker			2	32	16.0	19	0				
L. Green			2	7	3.5	5	0			A. Caldwell			1	15	15.0	15	0				
E. Royal			1	30	30.0	30	0			K. Moreno			1	12	12.0	12	0				
										V. Green			1	3	3.0	3	0				
TOTAL			18	217	12.1	49	2			TOTAL			25	230	9.2	21	2				
INTERCEPTIONS			NO	YDS	AVG	LG	TD			INTERCEPTIONS			NO	YDS	AVG	LG	TD				
D. Butler			1	0	0.0	0	0														
TOTAL			1	0	0.0	0	0			TOTAL			0	0	0.0	—	0				
PUNTING		NO	YDS	AVG	NET	TB	IN20	LG	PUNTING		NO	YDS	AVG	NET	TB	IN20	LG				
M. Scifres	4	207	51.8	30.3	3	1	1	62													
TOTAL	4	207	51.8	30.3	3	1	1	62	TOTAL	0	0	0.0	0.0	0	0	0	—				
PUNT RETURNS			NO	YDS	AVG	FC	LG	TD	PUNT RETURNS			NO	YDS	AVG	FC	LG	TD				
									E. Decker			3	66	22.0	0	47	0				
									[TOUCHBACK]			1	0	0.0	0	0	0				
RETURNS			0	0	0.0	0	—	0	RETURNS			3	66	22.0	0	47	0				
KICKOFF RETURNS [TOUCHBACK]			NO	YDS	AVG	FC	LG	TD	KICKOFF RETURNS [TOUCHBACK]			NO	YDS	AVG	FC	LG	TD				
			5	0	0.0	0	0	0	T. Holliday			3	77	25.7	0	37	0				
RETURNS			0	0	0.0	0	—	0	RETURNS			3	77	25.7	0	37	0				
Baltimore Ravens	Fum	Lost	Own Rec.	Yds	TD	FF	Opp. Rec.	Yds	TD	Out Bnds	Denver Broncos	Fum	Lost	Own Rec.	Yds	TD	FF	Opp. Rec.	Yds	TD	Out Bnds
J. Addae	0	0	0	0	0	1	0	0	0	0	J. Thomas	1	1	0	0	0	0	0	0	0	0
R. Marshall	0	0	0	0	0	0	1	1	0	0											
TOTAL	0	0	0	0	0	1	1	1	0	0	TOTAL	1	1	0	0	0	0	0	0	0	0



Baltimore 38, Denver 35 OT

Saturday, Jan. 12, 2013 • 2:36 p.m. MST • Sports Authority Field at Mile High • Denver

WEATHER: Partly Cloudy, 13°, Wind E 8 mph • TIME: 4:11 • ATTENDANCE: 76,732

2012 AFC Divisional Playoff Game

The No. 1-seed Denver Broncos played the fourth-longest game in NFL history, eventually falling to the No. 4-seed Baltimore Ravens 38-35 in the second overtime in front of 76,732 fans at Sports Authority Field at Mile High.

Despite a temperature of 13 degrees at kickoff, marking the coldest postseason game in Broncos history, the teams combined for 877 yards and 73 points in the thriller.

Special teams played a key role for the Broncos early on as midseason acquisition Trindon Holliday returned his first punt 90 yards for a touchdown to give Denver an early 7-0 advantage.

Baltimore answered quickly, as quarterback Joe Flacco hit wide receiver Torrey Smith for a 59-yard scoring pass to knot the score at seven apiece.

The Ravens' momentum continued on Denver's next drive, when cornerback Corey Graham caught a deflected pass and took the interception 39 yards for a touchdown and a 14-7 Baltimore lead.

Broncos quarterback Peyton Manning, who completed 28-of-43 passes (65.1%) for 290 yards and three touchdowns with two interceptions (88.3 rtg.) on the day, recovered from the miscue to lead a 74-yard scoring series—capping the drive with a 15-yard touchdown pass to wide receiver Brandon Stokley.

In the second frame, the Broncos marched 86 yards on eight plays, finishing the scoring drive with a 14-yard strike from Manning to tailback Knowshon Moreno. Flacco and Smith collaborated again to tie the game again just before halftime.

Holliday swung the momentum in Denver's favor again by taking the opening second-half kickoff 104 yards for a touchdown to become the first player in NFL history to score a touchdown on a punt return and a kickoff return.

Denver drove near midfield and threatened to extend its lead near the end of the third quarter before Manning's fumble in the pocket was recovered by Ravens defensive end Paul Kruger.

Four plays later, Baltimore running back Ray Rice scored on a 1-yard touchdown run to tie to the game at 28-28.

Wide receiver Demaryius Thomas caught a 17-yard touchdown pass from Manning with 7:18 remaining, and Denver stopped Baltimore on fourth down on its ensuing possession, but Flacco was able to hit wide receiver Jacoby Jones for a 70-yard touchdown with :31 seconds remaining to send the game to overtime.

The teams battled through a scoreless first overtime, but after a Manning interception near midfield at the end of the fifth frame, the Ravens advanced with a 47-yard field goal by kicker Justin Tucker.

OFFICIALS

Referee — Bill Vinovich (52); **Umpire** — Undrey Wash (96); **Head Linesman** — George Hayward (54); **Line Judge** — Ron Marinucci (107); **Side Judge** — Ronald Tolbert (62); **Field Judge** — Bob Waggoner (25); **Back Judge** — Billy Smith (2); **Replay** — Tom Sifferman.

DENVER BRONCOS

OFFENSE

WR 88 D. Thomas
LT 74 R. Clady
LG 68 Z. Beadles
C 67 D. Koppen
RG 65 M. Ramirez
RT 74 O. Franklin
TE 81 J. Dreesen
WR 87 E. Decker
QB 18 P. Manning
RB 27 K. Moreno
WR 14 B. Stokley

DEFENSE

LDE 95 D. Wolfe
NT 97 J. Bannan
DT 99 K. Vickerson
RDE 92 E. Dumervil
SLB 56 V. Miller
MLB 57 K. Brooking
WLB 55 D. Williams
LCB 24 C. Bailey
RCB 25 C. Harris
FS 26 R. Moore
SS 20 M. Adams

BRONCOS SUBSTITUTIONS: P 4 B.Colquhitt, K 5 M.Prater, WR 11 T.Holliday, WR 12 M.Willis, RB 21 R.Hillman, SS 30 D.Bruton, CB 31 O.Bolden, CB 32 T.Carter, RB 35 L.Ball, FS 36 J.Leonard, FB 40 J.Hester, LS 46 A.Brewer, MLB 53 S.Johnson, WLB 55 D.Williams, SLB 56 N.Irving, WLB 59 D.Trevathan, G 65 M.Ramirez, DL 70 M.Jackson, T 75 C.Clark, TE 84 J.Tamme, TE 85 V.Green, DE 91 R.Ayers, NT 96 M.Unrein. **DID NOT PLAY:** QB 6 B.Osweller. **INACTIVE:** QB 16 C.Hanie, WR 17 A.Caldwell, CB 22 T.Porter, FB 49 C.Gronkowski, C/G 54 C.Davis, TE 80 J.Thomas, NT 98 S.Siliga.

BALTIMORE RAVENS

OFFENSE

WR 82 T. Smith
LT 78 B. McKinnie
LG 72 K. Osemele
C 77 M. Birk
RG 73 M. Yanda
RT 74 M. Oher
TE 84 E. Dickson
WR 81 A. Boldin
QB 5 J. Flacco
FB 44 V. Leach
RB 27 R. Rice

DEFENSE

DT 92 H. Ngata
NT 96 M. Kemoeatu
DE 99 P. Kruger
RUSH 55 T. Suggs
WLB 59 D. Ellerbe
MLB 52 R. Lewis
CB 23 C. Brown
LCB 24 C. Graham
RCB 29 C. Williams
SS 31 B. Pollard
FS 20 E. Reed

RAVENS SUBSTITUTIONS: P 4 S.Koch, K 9 J.Tucker, WR/RS 12 J.Jones, WR 17 T.Doss, CB 22 J.Smith, CB 25 A.Jackson, RB 30 B.Pierce, S 32 J.Hedgibo, RB 35 A.Allen, S 37 S.Considine, LS 46 M.Cox, LB 50 A.McClellan, LB 51 B.Ayanbadejo, LB 56 J.Bynes, NT 62 T.Cody, G 63 B.Williams, G/C 66 G.Gradkowski, TE 86 B.Bajema, TE 88 D.Pitta, DE 90 P.McPhee, LB 91 C.Upshaw, DE 93 D.Tyson, DE 97 A.Jones. **DID NOT PLAY:** QB 2 T.Taylor. **INACTIVE:** WR/RS 16 D.Reed, S 38 O.Brown, CB 39 C.Johnson, LB 54 A.Hamilton, G/T 70 R.Harewood, WR/RS 83 D.Thompson, DT 95 B.Hall.

		1	2	3	4	OT	TOTAL	FIELD GOALS (made () & missed)	
VISITOR	Baltimore Ravens	14	7	7	7	3	38	J. Tucker	(47)
HOME	Denver Broncos	14	7	7	7	0	35	M. Prater	52SH

Team	Qtr	Clock Time	PLAY DESCRIPTION (Extra Point) (Drive Info)	SCORE
BRONCOS	1	12:14	T. Holliday 90 yd. punt return (M. Prater kick)	0 7
RAVENS	1	10:31	T. Smith 59 yd. pass from J. Flacco (J. Tucker kick) (4-94, 1:43)	7 7
RAVENS	1	9:49	C. Graham 39 yd. interception return (J. Tucker kick)	14 7
BRONCOS	1	4:02	B. Stokley 15 yd. pass from P. Manning (M. Prater kick) (11-74, 5:47)	14 14
BRONCOS	2	7:26	K. Moreno 14 yd. pass from P. Manning (M. Prater kick) (8-86, 3:35)	14 21
RAVENS	2	0:36	T. Smith 32 yd. pass from J. Flacco (J. Tucker kick) (3-58, 0:40)	21 21
BRONCOS	3	14:47	T. Holliday 104 yd. kickoff return (M. Prater kick)	21 28
RAVENS	3	0:30	R. Rice 1 yd. run (J. Tucker kick) (5-37, 2:27)	28 28
BRONCOS	4	7:11	D. Thomas 17 yd. pass from P. Manning (M. Prater kick) (10-88, 4:58)	28 35
RAVENS	4	0:31	J. Jones 70 yd. pass from J. Flacco (J. Tucker kick) (3-77, 0:38)	35 35
RAVENS	6	13:18	J. Tucker 47 yd. Field Goal (6-16, 2:33)	38 35

FINAL INDIVIDUAL STATISTICS

Baltimore Ravens												Denver Broncos											
RUSHING	ATT	YDS	AVG	LG	TD	RUSHING	ATT	YDS	AVG	LG	TD												
R. Rice	30	131	4.4	32	1	R. Hillman	22	83	3.8	11	0												
B. Pierce	5	14	2.8	4	0	K. Moreno	10	32	3.2	8	0												
J. Flacco	2	7	3.5	7	0	J. Hester	8	11	1.4	2	0												
V. Leach	1	3	3.0	3	0	P. Manning	1	-1	-1.0	-1	0												
T. Smith	1	0	0.0	0	0																		
TOTAL	39	155	4.0	32	1	TOTAL	41	125	3.0	11	0												
PASSING	ATT	CMP	YDS	TD	LG	INT	Rtg.	PASSING	ATT	CMP	YDS	TD	LG	INT	Rtg.								
J. Flacco	34	18	331	1/7	3	70	0	116.2	P. Manning	43	28	290	3/17	3	32	2	88.3						
TOTAL	34	18	331	1/7	3	70	0	116.2	TOTAL	43	28	290	3/17	3	32	2	88.3						
PASS RECEIVING	NO	YDS	AVG	LG	TD	PASS RECEIVING	NO	YDS	AVG	LG	TD												
A. Boldin	6	71	11.8	19	0	E. Decker	6	84	14.0	32	0												
T. Smith	3	98	32.7	59	2	J. Dreesen	6	46	7.7	11	0												
D. Pitta	3	55	18.3	24	0	J. Tamme	3	44	14.7	21	0												
E. Dickson	3	29	9.7	14	0	D. Thomas	3	37	12.3	17	1												
J. Jones	2	77	38.5	70	1	B. Stokley	3	27	9.0	15	1												
V. Leach	1	1	1.0	1	0	R. Hillman	3	20	6.7	11	0												
						K. Moreno	2	21	10.5	14	1												
						J. Hester	1	7	7.0	7	0												
						M. Willis	1	4	4.0	4	0												
TOTAL	18	331	18.4	70	3	TOTAL	28	290	10.4	32	3												
INTERCEPTIONS	NO	YDS	AVG	LG	TD	INTERCEPTIONS	NO	YDS	AVG	LG	TD												
C. Graham	2	39	19.5	39	1																		
TOTAL	2	39	19.5	39	1	TOTAL	0	0	0.0	—	0												
PUNTING	NO	YDS	AVG	NET	TB	IN20	LG	PUNTING	NO	YDS	AVG	NET	TB	IN20	LG								
S. Koch	8	386	48.3	37.0	0	6	58	B. Colquitt	5	244	48.8	44.4	0	3	59								
TOTAL	8	386	48.3	37.0	0	6	58	TOTAL	5	244	48.8	44.4	0	3	59								
PUNT RETURNS	NO	YDS	AVG	FC	LG	TD	PUNT RETURNS	NO	YDS	AVG	FC	LG	TD										
J. Jones	1	14	14.0	1	14	0	T. Holliday	3	90	30.0	1	90	1										
T. Doss	1	8	8.0	0	8	0	J. Leonhard	0	0	0.0	1	0	0										
E. Reed	1	0	0.0	0	0	0	[DOWNED]	2	0	0.0	0	0	0										
[DOWNED]	1	0	0.0	0	0	0	[OUT OF BOUNDS]	1	0	0.0	0	0	0										
RETURNS	3	22	7.3	1	14	0	RETURNS	3	90	30.0	2	90	1										
KICKOFF RETURNS	NO	YDS	AVG	FC	LG	TD	KICKOFF RETURNS	NO	YDS	AVG	FC	LG	TD										
J. Jones	4	64	16.0	0	24	0	T. Holliday	3	158	52.7	0	104	1										
[TOUCHBACK]	3	0	0.0	0	0	0	L. Ball	1	13	13.0	0	13	0										
							[TOUCHBACK]	2	0	0.0	0	0	0										
RETURNS	4	64	16.0	0	24	0	RETURNS	4	171	42.8	0	104	1										
Baltimore Ravens	Fum	Lost	Own	Rec.	Yds	TD	FF	Rec.	Yds	TD	Bnds	Denver Broncos	Fum	Lost	Own	Rec.	Yds	TD	FF	Rec.	Yds	TD	Bnds
J. Flacco	1	1	0	0	0	0	0	0	0	0	0	P. Manning	2	1	0	0	0	0	0	1	0	0	0
P. McPhee	0	0	0	0	0	1	0	0	0	0	0	K. Brooking	0	0	0	0	0	0	1	0	0	0	
T. Suggs	0	0	0	0	0	1	0	0	0	0	0												
P. Kruger	0	0	0	0	0	0	1	0	0	0	0												
TOTAL	1	1	0	0	0	2	1	0	0	0	0	TOTAL	2	1	0	0	0	0	1	0	0	0	

FINAL TEAM STATISTICS

	RAVENS		BRONCOS			RAVENS		BRONCOS	
TOTAL FIRST DOWNS	21	30	FGs - PATs Had Blocked			0-0	0-0		
By Rushing	4	9	Net Punting Average			37.0	44.4		
By Passing	14	15	TOTAL RETURN YARDAGE (Not Including Kickoffs)			61	90		
By Penalty	3	6	No. and Yards Punt Returns			3-22	3-90		
THIRD DOWN EFFICIENCY	7-17-41%	7-16-44%	No. and Yards Kickoff Returns			4-64	4-171		
FOURTH DOWN EFFICIENCY	0-1-0%	1-1-100%	No. and Yards Interception Returns			2-39	0-0		
TOTAL NET YARDS	457	398	PENALTIES Number and Yards			8-58	10-87		
Total Offensive Plays (inc. times thrown passing)	74	87	FUMBLES Number and Lost			1-1	2-1		
Average gain per offensive play	6.5	4.6	TOUCHDOWNS			5	5		
NET YARDS RUSHING	155	125	Rushing			1	0		
Total Rushing Plays	39	41	Passing			3	3		
Average gain per rushing play	4.0	3.0	Interceptions			1	0		
Tackles for a loss-number and yards	0-0	2-4	Punt Returns			0	1		
NET YARDS PASSING	324	273	Kickoff Returns			0	1		
Times thrown - yards lost attempting to pass	1-7	3-17	EXTRA POINTS Made-Attempts			5-5	5-5		
Gross yards passing	331	290	Kicking Made-Attempts			5-5	5-5		
PASS ATTEMPTS-COMPLETIONS-HAD INTERCEPTED	34-18-0	43-28-2	FIELD GOALS Made-Attempts			1-1	0-1		
Avg gain per pass play (inc.# thrown passing)	9.3	5.9	RED ZONE EFFICIENCY			1-1-100%	3-3-100%		
KICKERS Number in End Zone-Touchbacks	6-4-2	7-5-3	GOAL TO GO EFFICIENCY			1-1-100%	0-0-0%		
PUNTS Number and Average	8-48-3	5-48-8	SAFETIES			0	0		
Had Blocked	0	0	FINAL SCORE			38	35		
			TIME OF POSSESSION			36:36	40:06		



New England 45, Denver 10

Saturday, Jan. 14, 2012 • 8:15 p.m. EST • Gillette Stadium • Foxborough, Mass.

WEATHER: Partly Cloudy, 24° (wind chill 12°), Wind WNW 13 mph • TIME: 3:10 • ATTENDANCE: 68,756

2011 AFC Divisional Playoff Game

The Denver Broncos fell short of extending their magical season all the way to the AFC Championship Game with a 45-10 loss to the New England Patriots at Gillette Stadium in front of 68,756 fans.

Unable to avenge its Week 15 home loss to the Patriots, Denver surrendered 509 yards of total offense to New England, including 363 passing yards and an NFL postseason record-tying six touchdowns by quarterback Tom Brady.

Battling frigid temperatures throughout the evening, Brady completed 26-of-34 passes (76.5%) and threw scoring strikes to four different receivers.

Patriots tight end Rob Gronkowski was Brady's primary target throughout the contest, reeling in 10 receptions for 143 yards and three first-half touchdowns.

New England took just 1:51 to record its first touchdown—a 7-yard strike from Brady to wide receiver Wes Welker. Gronkowski made a 10-yard scoring catch on the Patriots' next possession to give the home team an early 14-0 advantage.

An interception by rookie safety Quinton Carter gave Denver the ball at New England's 24-yard line late in the opening quarter, and the Broncos capitalized by cutting the deficit to seven in just four plays. Running back Willis McGahee, who led all rushers with 76 yards on 17 carries (4.5 avg.) scored on a 5-yard run to put Denver on the scoreboard and close to within 14-7.

New England scored 21 unanswered points in the final 7:42 of the second quarter—Brady found Gronkowski for two more scores and connected with wide receiver Deion Branch for a 61-yard touchdown—and the Patriots led 35-7 at the half.

The Patriots thwarted any comeback attempt by the Broncos with a touchdown on their first possession of the second half—a 17-yard pass from Brady to tight end Aaron Hernandez to put them up 42-7.

The two teams traded field goals late in the game for the final 45-10 score that punched New England's ticket to the conference championship for the sixth time in 11 years.

In the loss, Carter became just the ninth rookie in the Super Bowl era to record an interception in back-to-back playoff games.

Broncos wide receiver Demaryius Thomas continued his season surge by catching a team-best six passes for 93 yards (15.5 avg.), and linebacker Joe Mays led all Broncos defenders with nine total tackles (4 solo).

OFFICIALS:

Referee — Gene Steratore (114); **Umpire** — Bill Schuster (129); **Head Linesman** — Wayne Mackie (106); **Line Judge** — Ron Marinucci (107); **Side Judge** — Joe Larrew (73); **Field Judge** — Bob Waggoner (25); **Back Judge** — Dino Paganelli (105); **Replay** — Paul Weidner.

DENVER BRONCOS

OFFENSE

WR 88 D. Thomas
LT 78 R. Clady
LG 64 Z. Beadles
C 50 J. Walton
RG 71 R. Hochstein
RT 74 O. Franklin
TE 86 D. Fells
TE 81 D. Rosario
QB 15 T. Tebow
RB 23 W. McGahee
TE 85 V. Green

DEFENSE

LDE 98 R. McBean
NT 79 M. Thomas
RDE 92 E. Dumervil
SLB 58 V. Miller
MLB 51 J. Mays
WLB 55 D. Williams
LCB 24 C. Bailey
RCB 21 A. Goodman
FS 30 D. Bruton
SS 28 Q. Carter
CB 25 C. Harris

BRONCOS SUBSTITUTIONS: P 4 B.Colquitt, K 5 M.Prater, WR 12 M.Willis, WR 16 D.Goodwin, WR 19 E.Royal, S 26 R.Moore, CB 29 J.Wilhite, CB 32 T.Carter, RB 35 L.Ball, S 36 R.Bush, RB 37 J.Johnson, WLB 52 W.Woodyard, LS 54 D.Binn, MLB 56 N.Irving, MLB 57 M.Haggan, LB 59 B.Iwuh, G 65 M.Ramirez, T 75 C.Clark, DT 77 B.Bunkley, DE 90 J.Hunter, DE 91 R.Ayers, DT 96 M.Unrein. **DID NOT PLAY:** QB 9 Brady Quinn, T 76 Tony Hills. **INACTIVE:** S 20 B.Dawkins, LB 53 M.Mohamed, LS 66 L.Paxton, T 72 R.Harris, TE 80 J.Thomas, WR 87 E.Decker, DE 95 D.Harvey.

NEW ENGLAND PATRIOTS

OFFENSE

WR 83 W. Welker
LT 72 M. Light
LG 70 L. Mankins
C 63 D. Connolly
RG 54 B. Waters
RT 77 N. Solder
TE 87 R. Gronkowski
WR 84 D. Branch
QB 12 T. Brady
TE 81 A. Hernandez
RB 42 B. Green-Ellis

DEFENSE

LE 75 V. Wilfork
DT 74 K. Love
DT 71 B. Deaderick
RE 95 M. Anderson
LB 50 R. Ninkovich
LB 51 J. Mayo
LB 55 B. Spikes
LCB 32 D. McCourty
RCB 24 K. Arrington
S 44 J. Ihedigbo
S 25 P. Chung

PATRIOTS SUBSTITUTIONS: K 3 S.Gostkowski, WR 10 T.Underwood, WR 11 J.Edelman, P 14 Z.Mesko, WR 18 M.Slater, RB 22 S.Ridley, CB 27 A.Molden, DB 29 S.Moore, S 31 S.Brown, RB 33 K.Faulk, FB 36 L.Polite, RB 39 D.Woodhead, DB 41 M.Williams, LS 48 D.Aiken, LB 52 D.Fletcher, L 58 T.White, OL 61 M.Cannon, C 62 R.Wendell, OL 65 N.McDonald, WR 85 C.Ochoincio, LB 90 N.Koutouvides, DE 94 S.Ellis, DL 98 G.Warren. **DID NOT PLAY:** QB 8 B.Hoyer. **INACTIVE:** QB 15 R.Mallett, DB 23 N.Jones, RB 34 S.Vereen, LB 59 G.Guyton, OL 64 D.Thomas, T 76 S.Vollmer, DL 97 R.Brace.

		1	2	3	4	OT	TOTAL	FIELD GOALS (made () & missed)
VISITOR	Denver Broncos	0	7	3	0	—	10	M. Prater (41)
HOME	New England Patriots	14	21	7	3	—	45	S. Gostkowski (20)

Team	Qtr	Clock Time	PLAY DESCRIPTION (Extra Point) (Drive Info)	SCORE Visitor Home
PATRIOTS	1	13:09	W. Welker 7 yd. pass from T. Brady (S. Gostkowski kick) (5-80, 1:51)	0 7
PATRIOTS	1	6:42	R. Gronkowski 10 yd. pass from T. Brady (S. Gostkowski kick) (7-59, 3:25)	0 14
BRONCOS	2	14:54	W. McGahee 5 yd. run (M. Prater kick) (4-24, 2:06)	7 14
PATRIOTS	2	7:42	R. Gronkowski 12 yd. pass from T. Brady (S. Gostkowski kick) (8-52, 3:35)	7 21
PATRIOTS	2	1:57	D. Branch 61 yd. pass from T. Brady (S. Gostkowski kick) (2-72, 0:30)	7 28
PATRIOTS	2	0:05	R. Gronkowski 19 yd. pass from T. Brady (S. Gostkowski kick) (5-58, 1:04)	7 35
PATRIOTS	3	11:46	A. Hernandez 17 yd. pass from T. Brady (S. Gostkowski kick) (4-44, 1:40)	7 42
BRONCOS	3	2:14	M. Prater 41 yd. Field Goal (14-58, 6:16)	10 42
PATRIOTS	4	12:39	S. Gostkowski 20 yd. Field Goal (11-78, 4:35)	10 45

FINAL INDIVIDUAL STATISTICS

Denver Broncos											New England Patriots												
RUSHING	ATT	YDS	AVG	LG	TD						RUSHING	ATT	YDS	AVG	LG	TD							
W. McGahee	17	76	4.5	19	1						A. Hernandez	5	61	12.2	43	0							
L. Ball	13	44	3.4	13	0						B Green-Ellis	13	28	2.2	9	0							
T. Tebow	5	13	2.6	14	0						D. Woodhead	4	25	6.3	11	0							
J. Johnson	4	10	2.5	6	0						S. Ridley	4	21	5.3	11	0							
E. Royal	1	1	1.0	1	0						T. Brady	3	8	2.7	4	0							
											L. Polite	1	3	3.0	3	0							
TOTAL	40	144	3.6	19	1						TOTAL	30	146	4.9	43	0							
PASSING	ATT	CMP	YDS	TD	LG	IN	Rtg.						PASSING	ATT	CMP	YDS	TD	LG	IN	Rtg.			
T. Tebow	26	9	136	5/28	0	41	0	52.7						T. Brady	34	26	363	0/0	6	61	1	137.6	
TOTAL	26	9	136	5/28	0	41	0	52.7						TOTAL	34	26	363	0/0	6	61	1	137.6	
PASS RECEIVING	NO	YDS	AVG	LG	TD						PASS RECEIVING	NO	YDS	AVG	LG	TD							
D. Thomas	6	93	15.5	41	0						R. Gronkowski	10	145	14.5	28	3							
E. Royal	2	25	12.5	15	0						W. Welker	6	55	9.2	17	1							
M. Willis	1	18	18.0	18	0						A. Hernandez	4	55	13.8	20	1							
											D. Branch	3	85	28.3	61	1							
											J. Edelman	1	11	11.0	11	0							
											B. Green-Ellis	1	8	8.0	8	0							
											S. Ridley	1	4	4.0	4	0							
TOTAL	9	136	15.1	41	0						TOTAL	26	363	14.0	61	6							
INTERCEPTIONS	NO	YDS	AVG	LG	TD						INTERCEPTIONS	NO	YDS	AVG	LG	TD							
Q. Carter	1	17	17.0	17	0																		
TOTAL	1	17	17.0	17	0						TOTAL	0	0	0.0	—	0							
PUNTING	NO	YDS	AVG	NET	TB	IN20	LG						PUNTING	NO	YDS	AVG	NET	TB	IN20	LG			
B. Colquitt	7	272	38.9	34.9	0	1	44						Z. Mesko	2	78	39.0	39.0	0	2	40			
													T. Brady	1	48	48.0	48.0	0	1	48			
TOTAL	7	272	38.9	34.9	0	1	44						TOTAL	3	126	42.0	42.0	0	3	48			
PUNT RETURNS	NO	YDS	AVG	FC	LG	TD						PUNT RETURNS	NO	YDS	AVG	FC	LG	TD					
E. Royal	0	0	0.0	1	—	0						J. Edelman	2	28	14.0	1	15	0					
[DOWNED]	1	0	0.0	0	—	0						W. Welker	0	0	0.0	1	—	0					
[OUT OF BOUNDS]	1	0	0.0	0	—	0						K. Faulk	0	0	0.0	2	—	0					
												[DOWNED]	1	0	0.0	0	—	0					
RETURNS	2	0	0.0	1	—	0						RETURNS	2	28	14.0	4	15	0					
KICKOFF RETURNS	NO	YDS	AVG	FC	LG	TD						KICKOFF RETURNS	NO	YDS	AVG	FC	LG	TD					
M. Willis	4	68	17.0	0	25	0						D. Woodhead	1	28	28.0	0	28	0					
[TOUCHBACK]	4	0	0.0	0	—	0						[TOUCHBACK]	2	0	0.0	0	—	0					
RETURNS	4	68	17.0	0	25	0						RETURNS	1	28	28.0	0	28	0					
Denver Broncos	Own					Opp.	Yds	Out						New England Patriots	Own					Opp.	Yds	Out	
FUMBLES	Fum	Lost	Rec.	Yds	TD	FF	Rec.	Yds	TD	Bnds						FUMBLES	Fum	Lost	Rec.	Yds	TD	Bnds	
M. Willis	1	0	1	0	0	0	0	0	0	0						S. Ridley	1	1	0	0	0	0	0
T. Tebow	1	1	0	0	0	0	0	0	0	0						K. Arrington	0	0	0	0	0	0	0
B. Bunkley	0	0	0	0	0	1	0	0	0	0						R. Ninkovich	0	0	0	1	0	0	0
M. Thomas	0	0	0	0	0	0	1	0	0	0						B. Spikes	0	0	0	0	1	0	0
TOTAL	2	1	1	0	0	1	1	0	0	0						TOTAL	1	1	0	0	1	0	0

FINAL TEAM STATISTICS

	BRONCOS		PATRIOTS			BRONCOS		PATRIOTS	
TOTAL FIRST DOWNS	15	31	FGs - PATs Had Blocked		0-0	0-0			
By Rushing	7	9	Net Punting Average		34.9	42.0			
By Passing	7	19	TOTAL RETURN YARDAGE (Not Including Kickoffs)		17	28			
By Penalty	1	3	No. and Yards Punt Returns		0-0	2-28			
THIRD DOWN EFFICIENCY	7-18-39%	3-6-50%	No. and Yards Kickoff Returns		4-68	1-28			
FOURTH DOWN EFFICIENCY	2-3-67%	0-0-0%	No. and Yards Interception Returns		1-17	0-0			
TOTAL NET YARDS	252	509	PENALTIES Number and Yards		5-55	2-20			
Total Offensive Plays (inc. times thrown passing)	71	64	FUMBLES Number and Lost		2-1	1-1			
Average gain per offensive play	3.5	8.0	TOUCHDOWNS		1	6			
NET YARDS RUSHING	144	146	Rushing		1	0			
Total Rushing Plays	40	30	Passing		0	6			
Average gain per rushing play	3.6	4.9	EXTRA POINTS Made-Attempts		1-1	6-6			
Tackles for a loss-number and yards	9-26	3-5	Kicking Made-Attempts		1-1	6-6			
NET YARDS PASSING	108	363	FIELD GOALS Made-Attempts		1-1	1-1			
Times thrown - yards lost attempting to pass	5-28	0-0	RED ZONE EFFICIENCY		1-3-33%	5-6-83%			
Gross yards passing	136	363	GOAL TO GO EFFICIENCY		1-2-50%	1-2-50%			
PASS ATTEMPTS-COMPLETIONS-HAD INTERCEPTED	26-9-0	34-26-1	SAFETIES		0	0			
Avg gain per pass play (inc.# thrown passing)	3.5	10.7	FINAL SCORE		10	45			
KICKOFFS Number-In End Zone-Touchbacks	3-2-2	8-6-4	TIME OF POSSESSION		33:23	26:37			
PUNTS Number and Average	7-38-9	3-42-0							
Had Blocked	0	0							



Denver 29, Pittsburgh 23 OT

Sunday, Jan. 8, 2012 • 2:40 p.m. MST • Sports Authority Field at Mile High • Denver

WEATHER: Sunny, 40° (wind chill 36°), Wind S 6 mph • TIME: 3:27 • ATTENDANCE: 75,970

2011 AFC Wild Card Game

The Denver Broncos rode record-setting performances by wide receiver Demaryius Thomas and quarterback Tim Tebow to a 29-23 overtime victory over the Pittsburgh Steelers in front of a sell-out crowd at Sports Authority Field at Mile High.

With the win, the Broncos snapped a three-game losing streak to end the regular season and earned their first playoff victory in six years.

Thomas set a franchise postseason record for receiving yards, catching four passes for 204 yards (51.0 avg.), including an 80-yard touchdown reception on the first play of overtime to secure the win. Tebow completed 10-of-21 passes for a career-high 316 yards and two scores against the NFL's top-ranked defense.

The Steelers seized momentum early, opening up a 6-0 lead in the first quarter on the strength of two Sean Suisham field goals, but the Broncos shook off the slow start, outscoring the Steelers 20-0 in the second quarter.

Wide receiver Eddie Royal put the Broncos on the board, hauling in a 30-yard touchdown pass from Tebow in tight coverage. Tebow followed the score with a touchdown of his own, an 8-yard run with 10:36 remaining in the second quarter to give Denver a 14-6 lead.

Broncos kicker Matt Prater added a pair of field goals before the half to give Denver a 20-6 advantage at the break.

On their only possession of the third quarter, the Steelers sustained an 11-play, 92-yard drive that was capped by a one-yard run by wide receiver Mike Wallace to bring them within a touchdown, 20-13. Prater added to the lead on the Broncos' ensuing possession, connecting on a 35-yard field goal to give Denver a 10-point cushion.

After Broncos running back Willis McGahee was stripped by Pittsburgh safety Ryan Mundy near midfield late in the game, Pittsburgh quarterback Ben Roethlisberger took advantage of the field position, finding wide receiver Jerrieco Cotchery for a 31-yard touchdown to knot the score at 23-23. Pittsburgh threatened once more in the final minute of regulation, but a sack of Roethlisberger by defensive end Robert Ayers ended the drive and sent the game into overtime.

On the first play in the extra frame, Thomas broke free for a completion over the middle and rumbled 80 yards for the longest game-ending play in overtime in postseason history to secure a 29-23 victory.

OFFICIALS:

Referee — Ron Winter (14); **Umpire** — Richard Hall (49); **Head Linesman** — Julian Mapp (52); **Line Judge** — Gary Arthur (108); **Side Judge** — Ronald Torbert (62); **Field Judge** — Scott Steenson (88); **Back Judge** — Richard Reels (83); **Replay** — Carl Madsen.

DENVER BRONCOS

OFFENSE

WR 87 E. Decker
WR 88 D. Thomas
LT 78 R. Clady
LG 64 Z. Beadles
C 50 J. Walton
RG 71 R. Hochstein
RT 74 O. Franklin
TE 86 D. Fells
WR 19 E. Royal
QB 15 T. Tebow
RB 23 W. McGahee

DEFENSE

DE 56 R. Ayers
NT 77 B. Bunkley
DT 79 M. Thomas
RDE 92 E. Dumervil
SLB 58 V. Miller
MLB 51 J. Mays
WLB 55 D. Williams
LCB 24 C. Bailey
RCB 21 A. Goodman
FS 30 D. Bruton
SS 28 Q. Carter

BRONCOS SUBSTITUTIONS: P 4 B.Colquhitt, K 5 M.Prater, WR 12 M.Willis, CB 25 C.Harris, CB 29 J.WilHITE, CB 32 T.Carter, RB 35 L.Ball, S 36 R.Bush, RB 37 J.Johnson, WLB 52 W.Woodyard, MLB 56 N.Irving, MLB 57 M.Haggan, LB 59 B.Ivuh, G 65 M.Ramirez, LS 66 L.Paxton, T 75 C.Clark, T 76 T.Hills, TE 81 D.Rosario, TE 85 V.Green, DE 90 J.Hunter, DT 96 M.Unrein, DT 98 R.McBean, **DID NOT PLAY:** QB 9 B.Quinn, S 26 R.Moore, **INACTIVE:** S 20 B.Dawkins, FB 40 A.Sylvester, FB 46 S.Larsen, LB 53 M.Mohamed, T 72 R.Harris, TE 80 J.Thomas, DE 95 D.Harvey.

PITTSBURGH STEELERS

OFFENSE

LT 78 M. Starks
LG 68 C. Kemoeatu
C 64 D. Legursky
RG 73 R. Foster
RT 77 M. Gilbert
TE 83 H. Miller
TE 82 W. Saunders
RB 33 I. Redman
FB 85 D. Johnson
QB 7 B. Roethlisberger
WR 17 M. Wallace

DEFENSE

DE 96 Z. Hood
NT 98 C. Hampton
DE 99 B. Keisel
LOLB 56 L. Woodley
LILB 51 J. Farrior
RILB 94 L. Timmons
ROLB 92 J. Harrison
LCB 22 W. Gay
FS 29 R. Mundy
SS 43 T. Polamalu
RCB 24 I. Taylor

STEELERS SUBSTITUTIONS: K 6 S.Suisham, P 13 J.Kapinos, CB 20 B.McFadden, CB 23 K.Lewis, S 26 W.Allen, RB 30 C.Spahn, CB 37 A.Madison, RB 38 J.Clary, S 42 D.Cromartie-Smith, LB 50 L.Foote, LB 55 S.Sylvester, LS 60 G.Warren, OT 72 J.Scott, OG 79 T.Essex, WR 81 A.Battle, WR 84 A.Brown, WR 86 H.Ward, WR 88 E.Sanders, WR 89 J.Cotchery, NT 90 S.McLendon, LB 93 J.Worlds, DE 97 C.Heyward, **DID NOT PLAY:** QB 10 D.Dixon, QB 16 C.Batch, **DID NOT PLAY:** QB 10 D.Dixon, QB 16 C.Batch, **INACTIVE:** RB 21 M.Moore, S 25 R.Clark, CB 28 C.Allen, C 53 M.Pouncey, LB 57 M.Ivry, DE 65 A.Woods, OT 69 J.Meredith.

		1	2	3	4	OT	TOTAL	FIELD GOALS (made () & missed)	
VISITOR	Pittsburgh Steelers	6	0	7	10	0	23	S. Suisham	(45) (38) (37)
HOME	Denver Broncos	0	20	0	3	6	29	M. Prater	(20) (28) (35)

Team	Qtr	Clock Time	PLAY DESCRIPTION (Extra Point) (Drive Info)	SCORE
				Visitor Home
STEELERS	1	11:14	S. Suisham 45 yd. Field Goal (8-53, 3:46)	3 0
STEELERS	1	0:23	S. Suisham 38 yd. Field Goal (12-47, 5:50)	6 0
BRONCOS	2	13:24	E. Royal 30 yd. pass from T. Tebow (M. Prater kick) (5-80, 1:59)	6 7
BRONCOS	2	10:36	T. Tebow 8 yd. run (M. Prater kick) (4-73, 2:18)	6 14
BRONCOS	2	7:30	M. Prater 20 yd. Field Goal (4-16, 1:44)	6 17
BRONCOS	2	1:05	M. Prater 28 yd. Field Goal (8-59, 4:04)	6 20
STEELERS	3	4:29	M. Wallace 1 yd. run (S. Suisham kick) (11-87, 5:56)	13 20
BRONCOS	4	13:10	M. Prater 35 yd. Field Goal (12-63, 6:19)	13 23
STEELERS	4	9:59	S. Suisham 37 yd. Field Goal (7-61, 3:11)	16 23
STEELERS	4	3:48	J. Cotchery 31 yd. pass from B. Roethlisberger (S. Suisham kick) (7-55, 3:47)	23 23
BRONCOS	5	14:49	D. Thomas 80 yd. pass from T. Tebow (1-80, 0:11)	23 29

FINAL INDIVIDUAL STATISTICS

Pittsburgh Steelers										Denver Broncos																	
RUSHING	ATT	YDS	AVG	LG	TD					RUSHING	ATT	YDS	AVG	LG	TD												
I. Redman	17	121	7.1	32	0					W. McGahee	19	61	3.2	11	0												
A. Brown	1	18	18.0	18	0					T. Tebow	10	50	5.0	11	1												
B. Roethlisberger	3	15	5.0	9	0					L. Ball	4	11	2.8	5	0												
J. Clay	1	1	1.0	1	0					E. Decker	1	9	9.0	9	0												
M. Wallace	1	1	1.0	1	1																						
TOTAL	23	156	6.8	32	1					TOTAL	34	131	3.9	11	1												
PASSING	ATT	CMP	YDS	YD	TD	LG	IN	Rtg.					PASSING	ATT	CMP	YDS	TKD/ YD	TD	LG	IN	Rtg.						
B. Roethlisberger	40	22	289	5/45	1	33	1	75.9					T. Tebow	21	10	316	0/0	2	80	0	125.6						
TOTAL	40	22	289	5/45	1	33	1	75.9					TOTAL	21	10	316	0/0	2	80	0	125.6						
PASS RECEIVING			NO	YDS	AVG	LG	TD					PASS RECEIVING			NO	YDS	AVG	LG	TD								
E. Sanders			6	81	13.5	18	0					D. Thomas			4	204	51.0	80	1								
A. Brown			5	70	14.0	25	0					E. Royal			3	49	16.3	30	1								
H. Miller			5	60	12.0	33	0					D. Fells			2	57	28.5	40	0								
M. Wallace			3	26	8.7	17	0					L. Ball			1	6	6.0	6	0								
I. Redman			2	21	10.5	12	0																				
J. Cotchery			1	31	31.0	31	1																				
TOTAL			22	289	13.1	33	1					TOTAL			10	316	31.6	80	2								
INTERCEPTIONS			NO	YDS	AVG	LG	TD					INTERCEPTIONS			NO	YDS	AVG	LG	TD								
			0	0	0.0	0	0					Q. Carter			1	9	9.0	9	0								
TOTAL			0	0	0.0	0	0					TOTAL			1	9	9.0	9	0								
PUNTING	NO	YDS	AVG	NET	TB	IN20	LG					PUNTING	NO	YDS	AVG	NET	TB	IN20	LG								
J. Kapinos	4	184	46.0	39.3	0	2	62					B. Colquitt	4	164	41.0	41.0	0	1	50								
TOTAL	4	184	46.0	39.3	0	2	62					TOTAL	4	164	41.0	41.0	0	1	50								
PUNT RETURNS	NO	YDS	AVG	FC	LG	TD					PUNT RETURNS	NO	YDS	AVG	FC	LG	TD										
A. Brown	0	0	0.0	3	—	0					E. Royal	3	27	9.0	1	18	0										
[DOWNED]	1	0	0.0	0	—	0																					
RETURNS	0	0	0.0	3	—	0					RETURNS	3	27	9.0	1	18	0										
KICKOFF RETURNS	NO	YDS	AVG	FC	LG	TD					KICKOFF RETURNS	NO	YDS	AVG	FC	LG	TD										
[TOUCHBACK]	6	0	0.0	0	—	0					M. Willis	1	19	19.0	0	19	0										
RETURNS	0	0	0.0	0	—	0					[TOUCHBACK]	6	0	0.0	0	0	0										
RETURNS	0	0	0.0	0	—	0					RETURNS	1	19	19.0	0	19	0										
Pittsburgh Steelers	Own	Fumbles	Fum Lost	Rec.	Yds	TD	FF	Rec.	Yds	TD	Out Bnds					Denver Broncos	Own	Fumbles	Fum Lost	Rec.	Yds	TD	FF	Rec.	Yds	TD	Out Bnds
B. Roethlisberger	1	0	1	0	0	0	0	0	0	0	0					W. McGahee	2	1	0	0	0	0	0	0	0	0	
D. Legursky	1	0	0	-23	0	0	0	0	0	0	0					J. Walton	0	0	1	0	0	0	0	0	0	0	
H. Miller	0	0	1	0	0	0	0	0	0	0	0					E. Dumervil	0	0	0	0	0	1	0	0	0	0	
R. Mundy	0	0	0	0	0	2	0	0	0	0	0																
L. Woodley	0	0	0	0	0	0	1	0	0	0	0																
TOTAL	2	0	2	-23	0	2	1	0	0	0	0					TOTAL	2	1	1	0	0	1	0	0	0	0	

FINAL TEAM STATISTICS

	STEELERS	BRONCOS		STEELERS	BRONCOS
TOTAL FIRST DOWNS	21	18	FGs - PATs Had Blocked	0-0	0-0
By Rushing	9	6	Net Punting Average	39.3	41.0
By Passing	11	9	TOTAL RETURN YARDAGE (Not Including Kickoffs)	0	36
By Penalty	1	3	No. and Yards Punt Returns	0-0	3-27
THIRD DOWN EFFICIENCY	7-16-44%	3-10-30%	No. and Yards Kickoff Returns	0-0	1-19
FOURTH DOWN EFFICIENCY	0-1-0%	0-0-0%	No. and Yards Interception Returns	0-0	1-9
TOTAL NET YARDS	400	447	PENALTIES Number and Yards	6-61	5-30
Total Offensive Plays (inc. times thrown passing)	68	55	FUMBLES Number and Lost	2-0	2-1
Average gain per offensive play	5.9	8.1	TOUCHDOWNS	2	3
NET YARDS RUSHING	156	131	Rushing	1	1
Total Rushing Plays	23	34	Passing	1	2
Average gain per rushing play	6.8	3.9	EXTRA POINTS Made-Attempts	2-2	2-2
Tackles for a loss-number and yards	0-0	2-4	Kicking Made-Attempts	2-2	2-2
NET YARDS PASSING	244	316	FIELD GOALS Made-Attempts	3-3	3-3
Times thrown - yards lost attempting to pass	5-45	0-0	RED ZONE EFFICIENCY	1-2-50%	1-4-25%
Gross yards passing	289	316	GOAL TO GO EFFICIENCY	1-1-100%	0-0-0%
PASS ATTEMPTS-COMPLETIONS-HAD INTERCEPTED	40-22-1	21-10-0	SAFETIES	0	0
Avg gain per pass play (inc. down passing)	5.4	15.0	FINAL SCORE	29	29
KICKOFFS Number-In End Zone-Touchbacks	7-7-6	6-6-6	TIME OF POSSESSION	31:06	
PUNTS Number and Average	4-46-0	4-41-0			
Had Blocked	0	0			



Pittsburgh 34, Denver 17

Sunday, Jan. 22, 2006 • 1:08 p.m. MST • INVESCO Field at Mile High • Denver

WEATHER: Sunny, 34° (wind chill 18°), Wind SE 11 mph • TIME: 3:03 • ATTENDANCE: 76,775

2005 AFC Championship Game

The Denver Broncos' 2005 season ended one game short of Super Bowl XL with a 34-17 loss to the Pittsburgh Steelers in the AFC Championship Game at INVESCO Field at Mile High in front of 76,775 fans.

The Broncos' defeat was their first ever at home in an AFC title game as the team entered its contest against Pittsburgh 4-0 in those situations. The loss snapped Denver's 11-game overall home winning streak and was only the Broncos' third defeat in their 15 all-time home postseason playoff games.

A week after forcing five turnovers to beat the Patriots in the Divisional Round, Denver recorded four giveaways against the Steelers. Pittsburgh scored 24 points off two interceptions and two fumbles by the Broncos, who surrendered only 27 points off giveaways during the entire 2005 regular season.

Pittsburgh converted 10-of-16 third-down attempts (62.5%), including eight of its first nine such attempts, to take control of the game. Quarterback Ben Roethlisberger compiled a 124.9 passer rating, throwing for 275 yards with two touchdowns and no interceptions to lead Pittsburgh to its sixth Super Bowl.

Broncos quarterback Jake Plummer completed 18-of-30 passes (60.0%) for 223 yards with one touchdown and two interceptions. Denver wide receiver Rod Smith caught four passes for 61 yards (15.3 avg.), becoming the Broncos' all-time leader in career postseason receptions (49).

The Steelers scored the game's first points on a 47-yard field goal by Jeff Reed at 4:11 of the first quarter. Pittsburgh extended its lead to 10-0 on a 12-yard touchdown grab by wide receiver Cedric Wilson at 14:54 of the second quarter.

Jason Elam's 23-yard field goal on Denver's next drive trimmed the Broncos' deficit, but the Steelers went ahead 17-3 on a 3-yard touchdown run by Jerome Bettis with 1:55 left in the first half.

Plummer was intercepted on the first play of Denver's ensuing series. The turnover proved costly as wide receiver Hines Ward caught a 17-yard touchdown pass with seven seconds remaining in the first half to put Denver behind 24-3.

Plummer moved the Broncos within 14, 24-10, on a 30-yard touchdown pass to wide receiver Ashley Lelie with 3:36 left in the third quarter. Denver also closed its deficit to 10, 27-17, on a 3-yard touchdown run by Mike Anderson with 7:52 left in the game.

The Steelers sealed the win on Roethlisberger's 4-yard touchdown run at 2:59 of the fourth quarter.

OFFICIALS:

Referee — Terry McAulay (77); **Umpire** — Scott Dawson (70); **Head Linesman** — Derrick Bowers (74); **Line Judge** — Mark Steinkirchner (84); **Side Judge** — Doug Toole (4); **Field Judge** — Gene Steratore (114); **Back Judge** — Keith Ferguson (61); **Replay** — Bob McGrath/Dean Blandino.

DENVER BRONCOS

OFFENSE

WR 80 R. Smith
LT 78 M. Lepsis
LG 50 B. Hamilton
C 66 T. Nalen
RG 65 C. Carlisle
RT 72 G. Foster
TE 82 S. Alexander
TE 84 W. Duke
QB 16 J. Plummer
RB 38 M. Anderson
FB 39 K. Johnson

DEFENSE

LE 98 C. Brown
LT 96 M. Myers
RT 61 G. Warren
RE 93 T. Pryce
WLB 52 I. Gold
MLB 56 A. Wilson
SLB 55 DJ. Williams
LCB 24 C. Bailey
RCB 22 D. Foxworth
SS 25 N. Ferguson
FS 47 J. Lynch

BRONCOS SUBSTITUTIONS: K 1 J. Elam, P 10 T. Sauerbrun, WR 14 T. Devoe, RB 26 T. Bell, CB 27 Da. Williams, RB 33 R. Dayne, RB 37 C. Sapp, S 40 C. Cox, CB 41 K. Paymah, S 42 S. Brandon, LB 51 K. Burns, LB 53 L. Green, LB 54 P. Chukwurah, C/G 62 C. Myers, T 74 C. Green, WR 81 C. Adams, TE/LS 83 M. Leach, WR 85 A. Lelie, TE 88 J. Putzier, DE 91 E. Ekuban, DE 95 M. Coleman, DT 97 D. Veal. **DID NOT PLAY:** QB 11 B. Van Pelt. **INACTIVE:** WR 13 D. Terrell, WR 17 D. Watts, S 21 H. Abdullah, CB 45 R. Alexander, G 59 T. Whitley, DE 60 J. Engelberger, DT 75 M. Pope, TE 89 N. Jackson.

PITTSBURGH STEELERS

OFFENSE

SE 82 A. Randle El
LT 77 M. Smith
LG 66 A. Faneca
C 64 J. Hartings
RG 73 K. Simmons
RT 78 M. Starks
TE 83 H. Miller
HB 39 W. Parker
FB 35 D. Kreider
QB 7 B. Roethlisberger
WR 86 H. Ward

DEFENSE

DE 91 A. Smith
NT 98 C. Hampton
DE 67 K. von Oelhoffen
LOLB 53 C. Haggans
LILB 51 J. Farrior
RILB 50 L. Foote
ROLB 55 J. Porter
LCB 24 I. Taylor
FS 28 C. Hope
SS 43 T. Polamalu
RCB 26 D. Townsend

STEELERS SUBSTITUTIONS: K 3 J. Reed, P 17 C. Gardocki, CB 20 B. McFadden, CB 21 R. Colclough, S 23 T. Carter, CB 29 C. Iwuoma, S 31 M. Logan, RB 34 V. Haynes, RB 36 J. Bettis, LB 54 R. Wallace, C 56 C. Okobi, LB 57 C. Kriewaldt, LS 60 G. Warren, T 72 B. Brooks, DT 8 C. Hoke, WR 80 C. Wilson, WR 81 S. Morey, TE 84 J. Tuman, WR 85 N. Washington, WR 90 T. Kirschke, LB 94 A. Frazier, DE 99 B. Keisel. **DID NOT PLAY:** QB 16 C. Batch. **INACTIVE:** 30B 8 T. Maddox, RB 22 D. Staley, CB 27 W. Williams, G 68 C. Kemoatu, T 79 T. Essex, WR 89 L. Mays, LB 92 J. Harrison, DE 96 S. Nua.

		1	2	3	4	OT	TOTAL	FIELD GOALS (made () & missed)
VISITOR	Pittsburgh Steelers	3	21	0	10	—	34	A. Vinatieri (40) (32) 43WR
HOME	Denver Broncos	0	3	7	7	—	17	J. Elam (23)

Team	Qtr	Clock Time	PLAY DESCRIPTION (Extra Point) (Drive Info)	SCORE Visitor Home
STEELERS	1	4:11	J. Reed 47 yd. Field Goal (12-62, 6:29)	3 0
STEELERS	2	14:54	C. Wilson 12 yd. pass from B. Roethlisberger (J. Reed, kick) (5-39, 2:53)	10 0
BRONCOS	2	9:23	J. Elam 23 yd. Field Goal (12-55, 5:31)	10 3
STEELERS	2	1:55	J. Bettis 3 yd. run (J. Reed, kick) (14-80, 7:28)	17 3
STEELERS	2	0:07	H. Ward 17 yd. pass from B. Roethlisberger (J. Reed, kick) (4:38, 1:41)	24 3
BRONCOS	3	3:36	A. Lelie 30 yd. pass from J. Plummer (J. Elam, kick) (5-80, 2:24)	24 10
STEELERS	4	13:38	J. Reed 42 yd. Field Goal (8-47, 4:58)	27 10
BRONCOS	4	7:52	M. Anderson 3 yd. run (J. Elam, kick) (7-85, 3:47)	27 17
STEELERS	4	2:59	B. Roethlisberger 4 yd. run (J. Reed, kick) (5-17, 1:53)	34 17

FINAL INDIVIDUAL STATISTICS																					
Pittsburgh Steelers										Denver Broncos											
RUSHING	ATT	YDS	AVG	LG	TD					RUSHING	ATT	YDS	AVG	LG	TD						
J. Bettis	15	39	2.6	7	1					M. Anderson	9	36	4.0	7	1						
W. Parker	14	35	2.5	14	0					T. Bell	5	31	6.2	11	0						
B. Roethlisberger	3	12	4.0	6	1					J. Plummer	7	30	4.3	8	0						
H. Ward	1	4	4.0	4	0																
TOTAL	33	90	2.7	14	2					TOTAL	21	97	4.6	11	1						
TKD/										TKD/											
PASSING	ATT	CMP	YDS	YD	TD	LG	IN	Rtg.		PASSING	ATT	CMP	YDS	YD	TD	LG	IN	Rtg.			
B. Roethlisberger	29	21	275	2/7	2	30	0	124.9		J. Plummer	30	18	223	3/12	1	38	2	66.4			
TOTAL	29	21	275	2/7	2	30	0	124.9		TOTAL	30	18	223	3/12	1	38	2	66.4			
PASS RECEIVING	NO	YDS	AVG	LG	TD					PASS RECEIVING	NO	YDS	AVG	LG	TD						
C. Wilson	5	92	18.4	30	1					T. Bell	5	28	5.6	9	0						
H. Ward	5	59	11.8	21	1					R. Smith	4	61	15.3	32	0						
A. Randle El	4	52	13.0	20	0					J. Putzier	4	55	13.8	19	0						
W. Parker	3	20	6.7	8	0					M. Anderson	3	11	3.7	13	0						
H. Miller	2	31	15.5	24	0					A. Lelie	2	68	34.0	38	1						
N. Washington	1	13	13.0	13	0																
V. Haynes	1	8	8.0	8	0					TOTAL	18	223	12.4	38	1						
TOTAL	21	275	13.1	30	2					TOTAL	18	223	12.4	38	1						
INTERCEPTIONS	NO	YDS	AVG	LG	TD					INTERCEPTIONS	NO	YDS	AVG	LG	TD						
L. Foote	1	14	14.0	14	0																
I. Taylor	1	1	1.0	1	0					TOTAL	0	0	0.0	—	0						
TOTAL	2	15	7.5	14	0					TOTAL	0	0	0.0	—	0						
PUNTING	NO	YDS	AVG	NET	TB	IN20	LG			PUNTING	NO	YDS	AVG	NET	TB	IN20	LG				
C. Gardocki	4	148	37.0	32.0	1	2	41			T. Sauerbrun	2	87	43.5	37.0	0	1	51				
TOTAL	4	148	37.0	32.0	1	2	41			TOTAL	2	87	43.5	37.0	0	1	51				
PUNT RETURNS	NO	YDS	AVG	FC	LG	TD				PUNT RETURNS	NO	YDS	AVG	FC	LG	TD					
A. Randle El	1	13	13.0	1	13	0				C. Adams	0	0	0.0	2	—	0					
										[DOWNED]	1	0	0.0	0	—	0					
										[TOUCHBACK]	1	0	0.0	0	—	0					
										RETURNS	0	0	0.0	2	—	0					
RETURNS	1	13	13.0	1	13	0				RETURNS	0	0	0.0	2	—	0					
KICKOFF RETURNS	NO	YDS	AVG	FC	LG	TD				KICKOFF RETURNS	NO	YDS	AVG	FC	LG	TD					
I. Taylor	2	42	21.0	0	22	0				C. Adams	4	110	27.5	0	47	0					
[OUT OF BOUNDS]	1	0	0	0	0	0				C. Sapp	1	11	11.0	0	11	0					
[TOUCHBACK]	1	0	0	0	0	0				[OUT OF BOUNDS]	1	0	0.0	0	0	0					
										[TOUCHBACK]	1	0	0.0	0	0	0					
RETURNS	2	42	21.0	0	22	0				RETURNS	5	121	24.2	0	47	0					
Pittsburgh Steelers	Fumbles	Own				Opp.				Out	Denver Broncos	Fumbles	Own				Opp.				Out
FUMBLES	Fum	Lost	Rec.	Yds	TD	FF	Rec.	Yds	TD	Bnds	FUMBLES	Fum	Lost	Rec.	Yds	TD	FF	Rec.	Yds	TD	Bnds
W. Parker	1	0	0	0	0	0	0	0	0	0	J. Plummer	2	2	0	0	0	0	0	0	0	0
B. Keisel	0	0	0	0	0	1	0	0	0	0	N. Ferguson	0	0	0	0	0	1	0	0	0	0
J. Porter	0	0	0	0	0	1	0	0	0	0											
C. Hampton	0	0	0	0	0	0	1	0	0	0											
T. Kirschke	0	0	0	0	0	0	1	0	0	0											
TOTAL	1	0	0	0	0	2	2	0	0	1	TOTAL	2	2	0	0	0	1	0	0	0	0

FINAL TEAM STATISTICS																											
STEELERS					BRONCOS					STEELERS					BRONCOS												
TOTAL FIRST DOWNS										20	16					FGs – PATs Had Blocked										0-0	0-0
By Rushing										5	5					Net punting average										32.0	37.0
By Passing										15	8					TOTAL RETURN YARDAGE (Not Including Kickoffs)										28	0
By Penalty										0	3					No. and Yards Punt Returns										1-13	0-0
THIRD DOWN EFFICIENCY										10-16-63%	5-11-45%					No. and Yards Kickoff Returns										2-42	5-121
FOURTH DOWN EFFICIENCY										0-0-0%	2-3-67%					No. and Yards Interception Returns										2-15	0-0
TOTAL NET YARDS										358	308					PENALTIES Number and Yards										8-61	4-20
Total Offensive Plays (inc. times thrown passing)										64	54					FUMBLES Number and Lost										1-0	2-2
Average gain per offensive play										5.6	5.7					TOUCHDOWNS										4	2
NET YARDS RUSHING										90	97					Rushing										2	1
Total Rushing Plays										33	21					Passing										2	1
Average gain per rushing play										2.7	4.6					Interceptions										0	0
Tackles for a loss – number and yards										5-7	0-0					EXTRA POINTS Made-Attempts										4-4	2-2
NET YARDS PASSING										268	211					Kicking Made-Attempts										4-4	2-2
Times thrown – yards lost attempting to pass										2-7	3-12					FIELD GOALS Made-Attempts										2-2	1-1
Gross yards passing										275	223					RED ZONE EFFICIENCY										4-5-80%	1-2-50%
PASS ATTEMPTS-COMPLETIONS-HAD INTERCEPTED										29-21-0	30-18-2					GOAL TO GO EFFICIENCY										2-2-100%	1-1-100%
Average gain per pass play (inc. # thrown passing)										8.6	6.4					SAFETIES										0	0
KICKOFFS Number-In End Zone-Touchbacks										7-2-1	4-1-1					FINAL SCORE										34	17
PUNTS Number and Average										4-37.0	2-43.5					TIME OF POSSESSION										36:07	23:53
Had Blocked										0	0																

BRONCOS DEFENSIVE STATISTICS																		
(based on coaches' film review)																		
PLAYER	UT	A	TT	S-YDS	I-YDS	PD	FF	FR		PLAYER	UT	A	TT	S-YDS	I-YDS	PD	FF	FR
D. Foxworth	8	3	11	0-0	0-0	1	0	0		J. Lynch	3	1	4	0-0	0-0	1	0	0
DJ. Williams	5	5	10	0.5-3.5	0-0	0	0	0		S. Brandon	2	1	3	0-0	0-0	0	0	0
N. Ferguson	5	4	9	0-0	0-0	1	1	0		C. Bailey	1	2	3	0-0	0-0	1	0	0
M. Myers	7	1	8	1-0	0-0	0	0	0		T. Pryce	1	2	3	0.5-3.5	0-0	0	0	0
M. Coleman	6	0	6	0-0	0-0	0	0	0		D. Veal	1	0	1	0-0	0-0	0	0	0
A. Wilson	5	1	6	0-0	0-0	0	0	0		Da. Williams	1	0	1	0-0	0-0	0	0	0
G. Warren	2	3	5	0-0	0-0	0	0	0		TEAM TOTALS	55	27	82	2-7	0-0	4	1	0
C. Brown	4	0	4	0-0	0-0	0	0	0										
E. Ekuban	2	2	4	0-0	0-0	0	0	0										
I. Gold	2	2	4	0-0	0-0	0	0	0										



Denver 27, New England 13

Saturday, Jan. 14, 2006 • 6:16 p.m. MST • INVESCO Field at Mile High • Denver

WEATHER: Partly Cloudy, 54°, Wind SE 3 mph • TIME: 3:15 • ATTENDANCE: 76,238

2005 AFC Divisional Playoff Game

The Denver Broncos ended the New England Patriots' NFL-record 10-game postseason winning streak with a 27-13 victory in an AFC Divisional Playoff Game in front of 76,238 fans at INVESCO Field at Mile High.

The Broncos' win against the two-time defending Super Bowl champions was their first playoff victory since the 1998 season and first ever at INVESCO Field at Mile High. Denver forced five turnovers against the Patriots, totaling two interceptions and three fumble recoveries that led to their first 24 points scored.

Broncos cornerback Champ Bailey recorded the longest non-scoring interception return and second-longest overall interception return in NFL postseason history with a key 100-yard return late in the third quarter. Bailey's play ended a potential go-ahead scoring drive by the Patriots and set up a touchdown to give the Broncos a 17-6 lead entering the final period.

Denver quarterback Jake Plummer completed 15-of-26 passes (57.7%) for 197 yards with one touchdown and one interception. Wide receiver Rod Smith (96 yds., 1 TD) became Denver's all-time playoff leader in receiving yards and kicker Jason Elam (2 FGs, 9 pts.) became its all-time leading scorer in the postseason with their performances against the Patriots.

The game was scoreless for the first quarter-and-a-half before Adam Vinatieri's 40-yard field goal put the Patriots ahead 3-0 at 3:48 of the second quarter. A 40-yard pass interference penalty drawn by Broncos wide receiver Ashley Lelie in the end zone with less than two minutes remaining in the first half led to a 1-yard scoring run by Mike Anderson to give Denver a 7-3 lead.

On the ensuing kickoff, Broncos punter Todd Sauerbrun forced a fumble that Denver recovered to set up a 50-yard field goal by Elam to put the Broncos ahead 10-3 at halftime.

Vinatieri's 32-yard field goal at 7:49 of the third quarter narrowed Denver's lead to 10-6, but a costly turnover by the Patriots halted their comeback attempt. Bailey intercepted Tom Brady in the end zone with 1:03 left in the third quarter to end a potential go-ahead touchdown drive. After Bailey was forced out of bounds at the 1-yard line following his 100-yard return, Anderson scored on a run to put Denver up 17-6.

Plummer's 4-yard touchdown pass to Smith at 8:38 of the fourth quarter extended the Broncos' lead to 24-6. A Patriots touchdown moved the team to within 11, 24-13, with 8:05 left to play, but Elam's 34-yard field goal on Denver's next drive sealed the Broncos' victory.

OFFICIALS:

Referee — Jeff Triplette (42); **Umpire** — Jeff Rice (44); **Head Linesman** — Tony Veteri (36); **Line Judge** — Jeff Seeman (45); **Side Judge** — Greg Meyer (78); **Field Judge** — Duke Carroll (11); **Back Judge** — Gregory Steed (12); **Replay** — Bob Boylston

DENVER BRONCOS

OFFENSE

WR 80 R. Smith
LT 78 M. Lepsis
LG 50 B. Hamilton
C 66 T. Nalen
RG 65 C. Carlisle
RT 72 G. Foster
TE 82 S. Alexander
WR 85 A. Lelie
QB 16 J. Plummer
RB 38 M. Anderson
FB 39 K. Johnson

DEFENSE

LE 98 C. Brown
LT 96 M. Myers
RT 61 G. Warren
RE 93 T. Pryce
WL 52 I. Gold
MLB 56 A. Wilson
SLB 55 DJ. Williams
LCB 24 C. Bailey
RCB 22 D. Foxworth
SS 25 N. Ferguson
FS 47 J. Lynch

BRONCOS SUBSTITUTIONS: K 1 J. Elam, P 10 T. Sauerbrun, WR 14 T. Devoe, RB 26 T. Bell, CB 27 Da. Williams, RB 33 R. Dayne, RB 37 C. Sapp, S 40 C. Cox, CB 41 K. Paymah, S 42 S. Brandon, LB 51 K. Burns, LB 53 L. Green, LB 54 P. Chukwurah, C/G 62 C. Myers, T 74 C. Green, WR 81 C. Adams, TE/LS 83 M. Leach, TE 84 W. Duke, TE 88 J. Putzier, DE 91 E. Ekuban, DE 95 M. Coleman, DT 97 D. Veal. **DID NOT PLAY:** QB 11 B. Van Pelt. **INACTIVE:** WR 13 D. Terrell, WR 17 D. Watts, S 21 H. Abdullah, CB 45 R. Alexander, G 59 T. Whitley, DE 60 J. Engelberger, DT 75 M. Pope, TE 89 N. Jackson.

NEW ENGLAND PATRIOTS

OFFENSE

WR 83 D. Branch
LT 68 T. Ashworth
LG 70 L. Mankins
C 71 R. Hochstein
G 61 S. Neal
RT 76 B. Gorin
TE 82 D. Graham
WR 87 D. Givens
QB 12 T. Brady
RB 28 C. Dillon
TE 84 B. Watson

DEFENSE

LE 94 T. Warren
NT 75 V. Wilfork
RE 93 R. Seymour
OLB 55 W. McGinest
ILB 54 T. Bruschi
ILB 50 M. Vrabel
OLB 59 R. Colvin
LCB 22 A. Samuel
RCB 27 E. Hobbs
SS 25 A. Hawkins
FS 26 E. Wilson

PATRIOTS SUBSTITUTIONS: K 4 A. Vinatieri, P 8 J. Miller, WR 18 A. Davis, S 24 M. Stone, CB 32 H. Poteat, RB 33 K. Faulk, S 36 J. Sanders, FB 44 H. Evans, LB 51 D. Davis, LB 52 M. Beisel, LB 53 L. Izzo, LB 58 M. Chatham, LS 66 L. Paxton, OL 69 R. Tucker, G 74 B. Yates, WR 80 T. Brown, WR 86 T. Dwight, TE 88 C. Fauria, DE 91 M. Hill, LB 95 T. Banta-Cain, DL 97 J. Green, LB 98 C. Brown. **DID NOT PLAY:** QB 2 D. Flutie. **INACTIVE:** 30B 16 M. Cassel, WR 13 B. Childress, FB 35 P. Pass, G/C 64 G. Mruczkowski, T 77 N. Kaczur, WR 81 B. Johnson, DL 90 D. Klecko, DL 92 S. Thomas.

		1	2	3	4	OT	TOTAL	FIELD GOALS (made () & missed)	
VISITOR	New England Patriots	0	3	3	7	—	13	A. Vinatieri	(40) (32) 43WR
HOME	Denver Broncos	0	10	7	10	—	27	J. Elam	(50) (34)

Team	Qtr	Clock Time	PLAY DESCRIPTION (Extra Point) (Drive Info)	SCORE Visitor Home
PATRIOTS	2	3:48	A. Vinatieri 40 yd. Field Goal (7-67, 2:22)	3 0
BRONCOS	2	1:42	M. Anderson 1 yd. run (J. Elam, kick) (1-40, 0:09)	3 7
BRONCOS	2	0:43	J. Elam 50 yd. Field Goal (4-7, 0:50)	3 10
PATRIOTS	3	7:49	A. Vinatieri 32 yd. Field Goal (11-58, 5:32)	6 10
BRONCOS	3	0:43	M. Anderson 1 yd. run (J. Elam, kick) (1-1, 0:04)	6 17
BRONCOS	4	8:38	R. Smith 4 yd. pass from J. Plummer (J. Elam, kick) (3-15, 1:32)	6 24
PATRIOTS	4	8:05	D. Givens 4 yd. pass from T. Brady (A. Vinatieri, kick) (2-77, 0:33)	13 24
BRONCOS	4	3:20	J. Elam 34 yd. Field Goal (8-61, 4:45)	13 27

FINAL INDIVIDUAL STATISTICS

New England Patriots										Denver Broncos										
RUSHING	ATT	YDS	AVG	LG	TD					RUSHING	ATT	YDS	AVG	LG	TD					
C. Dillon	13	57	4.4	17	0					M. Anderson	19	69	3.6	18	2					
K. Faulk	7	23	3.3	5	0					T. Bell	6	19	3.2	8	0					
T. Brady	1	-1	-1	-1	0					J. Plummer	7	8	1.1	6	0					
TOTAL	21	79	3.8	17	0					TOTAL	32	96	3.0	18	2					
PASSING	ATT	CMP	YDS	TD	LG	IN	Rtg.					PASSING	ATT	CMP	YDS	TD	LG	IN	Rtg.	
T. Brady	36	20	341	0/0	1	73	2	74.0					J. Plummer	26	15	197	2/7	1	42	78.5
TOTAL	36	20	341	0/0	1	73	2	74.0					TOTAL	26	15	197	2/7	1	42	78.5
PASS RECEIVING	NO	YDS	AVG	LG	TD					PASS RECEIVING	NO	YDS	AVG	LG	TD					
D. Branch	8	153	19.1	73	0					R. Smith	6	96	16.0	42	1					
D. Givens	5	54	10.8	21	1					A. Lelie	5	50	10.0	17	0					
K. Faulk	2	20	10.0	14	0					J. Putzier	3	37	12.3	24	0					
A. Davis	1	51	51.0	51	0					M. Anderson	1	14	14.0	14	0					
T. Brown	1	33	33.0	33	0															
D. Graham	1	18	18.0	18	0															
C. Dillon	1	9	9.0	9	0															
H. Evans	1	3	3.0	3	0															
TOTAL	20	341	17.1	73	1					TOTAL	15	197	13.1	42	1					
INTERCEPTIONS	NO	YDS	AVG	LG	TD					INTERCEPTIONS	NO	YDS	AVG	LG	TD					
A. Samuel	1	0	0.0	0	0					C. Bailey	1	100	100.0	100	0					
										J. Lynch	1	5	5.0	5	0					
TOTAL	1	0	0.0	0	0					TOTAL	2	105	52.5	100	0					
PUNTING	NO	YDS	AVG	NET	TB	IN20	LG					PUNTING	NO	YDS	AVG	NET	TB	IN20	LG	
J. Miller	3	146	48.7	45.3	0	0	50					T. Sauerbrun	6	274	45.7	39.5	0	3	58	
TOTAL	3	146	48.7	45.3	0	0	50					TOTAL	6	274	45.7	39.5	0	3	58	
PUNT RETURNS	NO	YDS	AVG	FC	LG	TD					PUNT RETURNS	NO	YDS	AVG	FC	LG	TD			
T. Dwight	3	37	12.3	1	14	0					C. Adams	1	10	10.0	2	10	0			
T. Brown	1	0	0.0	0	0	0														
[DOWNED]	1	0	0.0	0	—	0														
RETURNS	4	37	9.3	1	14	0					RETURNS	1	10	10.0	2	10	0			
KICKOFF RETURNS	NO	YDS	AVG	FC	LG	TD					KICKOFF RETURNS	NO	YDS	AVG	FC	LG	TD			
E. Hobbs	3	89	29.7	0	32	0					C. Adams	3	54	18.0	0	29	0			
A. Davis	3	61	20.3	0	21	0					Da. Williams	1	19	19.0	0	19	0			
RETURNS	6	150	25.0	0	32	0					RETURNS	4	73	18.3	0	29	0			
New England Patriots	Own	Opp.	Out					Denver Broncos	Own	Opp.	Out									
FUMBLES	Fum	Lost	Rec.	Yds	TD	FF	Rec.	Yds	TD	Bnds	FUMBLES	Fum	Lost	Rec.	Yds	TD	Bnds			
T. Brown	1	1	0	0	0	0	0	0	0	0	C. Bailey	1	0	0	0	0	0	1		
K. Faulk	1	1	0	0	0	0	0	0	0	0	C. Brown	0	0	0	0	0	0	0		
E. Hobbs	1	1	0	0	0	0	0	0	0	0	T. Sauerbrun	0	0	0	0	0	0	0		
B. Watson	0	0	0	0	0	1	0	0	0	0	I. Gold	0	0	0	0	0	0	0		
										M. Leach	0	0	0	0	0	0	0	0	0	
										C. Sapp	0	0	0	0	0	0	0	0	0	
TOTAL	3	3	0	0	0	1	0	0	0	0	TOTAL	1	0	0	0	2	3	0		



Indianapolis 49, Denver 24

Sunday, Jan. 9, 2005 • 1:07 p.m. EDT • RCA Dome • Indianapolis

WEATHER: Indoors • ATTENDANCE: 56,609 • TIME: 3:06

2004 AFC Wild Card Playoff Game

Peyton Manning threw for 458 yards with four touchdowns while also running for a score to lead the Indianapolis Colts over the Denver Broncos 49-24 in an AFC Wild Card Playoff Game at the RCA Dome in front of 56,609 fans.

The Colts jumped out to a 14-0 first-quarter lead after Manning found James Munro for a 2-yard touchdown pass and running back Edgerrin James scored on a 1-yard run.

After Manning's second touchdown of the day, a 19-yard strike to tight end Dallas Clark, the Broncos' Jason Elam put Denver on the scoreboard with a 33-yard field goal.

The Colts' offense responded quickly, however, as Manning increased the lead to 35-3 with a 35-yard touchdown pass to Reggie Wayne and a 1-yard quarterback sneak in the closing seconds of the half.

The Broncos fought back in the third quarter when quarterback Jake Plummer capped off a 10-play, 71-yard drive with a 9-yard touchdown pass to Rod Smith.

After forcing the Colts to punt for just the second time all day, Plummer led Denver downfield once again and hit tight end Jeb Putzier for a 35-yard score. The touchdown concluded an 85-yard drive, cutting the Broncos' deficit to 35-17.

Indianapolis denied Denver any thoughts of coming back when Manning connected with Wayne for the second time in the game for a 43-yard touchdown pass early in the fourth quarter.

The Broncos scored their final points on a 1-yard touchdown run by Tatum Bell at 7:45 of the fourth quarter, but it was not enough to catch up to the potent Colts offense, which posted 530 total yards for the game.

Smith paced the Denver receivers with seven catches for 99 yards with one touchdown to give him 39 career postseason catches and move him past Ed McCaffrey (36) for third on the Broncos' all-time playoff list. Putzier finished the contest with 67 yards on three receptions, including the 35-yard touchdown.

Plummer completed 24-of-34 passes for 284 yards with two touchdowns while posting a passer rating of 103.1.

For the Colts, Manning's 458 passing yards were the most the Broncos ever yielded in a game and ranked as the second-most passing yards in a playoff game in NFL history. Wayne also posted an impressive day, catching 10 passes for 121 yards with two scores, while Clark added 112 yards on six receptions with one touchdown.

OFFICIALS:

Referee — Mike Carey (94); **Umpire** — Jim Quirk (5); **Head Linesman** — Ron Marinucci (107); **Line Judge** — Mark Periman (9); **Field Judge** — Scott Steenson (88); **Side Judge** — Larry Rose (128); **Back Judge** — Keith Ferguson (61); **Replay** — Tommy Moore.

DENVER BRONCOS

OFFENSE

WR 80 R. Smith
LT 78 M. Lepsis
LG 50 B. Hamilton
C 66 T. Nalen
RG 65 C. Carlisle
RT 72 G. Foster
TE 89 D. Carswell
WR 85 A. Lelie
QB 16 J. Plummer
RB 34 R. Droughns
FB 86 P. Hape

DEFENSE

LE 92 M. Coleman
LT 68 M. Fatafeh
RT 75 M. Pope
RE 98 R. Hayward
WLB 52 D. Williams
MLB 56 A. Wilson
SLB 59 D. Spragan
LCB 24 C. Bailey
RCB 31 K. Herndon
SS 28 K. Kennedy
FS 47 J. Lynch

BRONCOS SUBSTITUTIONS: K 1 J. Elam, P/K 6 J. Baker, WR 10 T. Luke, WR 17 D. Watts, S 25 N. Ferguson, RB 26 T. Bell, S 32 C. Young, RB 37 C. Sapp, CB 40 J. Shoate, S 42 S. Brandon, CB 45 R. Alexander, LB 53 L. Green, LB 55 P. Chukwurah, LB 58 T. Pierce, DT 61 E. Johnson, G 69 P.J. Alexander, WR 81 C. Adams, TE/LS 83 M. Leach, TE 88 J. Putzier, DE 95 A. Palepoi, DE 99 R. Johnson. **DID NOT PLAY:** QB 13 D. Kanell, T 74 C. Green. **INACTIVE:** 3QB 8 M. Mauck, FB 39 K. Johnson, LB 57 J. Sykes, G 62 D. Neil, G 63 T. Stuber, G 70 T. Clabo, DE 93 T. Pryce, DT/DE 67 D. Veal.

INDIANAPOLIS COLTS

OFFENSE

WR 87 R. Wayne
LT 78 T. Glenn
LG 64 R. DeMulling
C 63 J. Saturday
RG 73 J. Scott
RT 71 R. Diem
TE 81 M. Pollard
WR 88 M. Harrison
QB 18 P. Manning
RB 32 E. James
TE 44 D. Clark

DEFENSE

LE 79 R. Brock
LT 90 M. Reagor
RT 96 J. Williams
RE 93 D. Freney
LOLB 50 D. Thornton
MLB 94 R. Morris
ROLB 59 C. June
LCB 25 N. Harper
RCB 42 J. David
SS 21 B. Sanders
FS 28 I. Bashir

COLTS SUBSTITUTIONS: K 10 M. Gramatica, K 13 M. Vanderjagt, P 17 H. Smith, SS 20 M. Doss, RB 23 J. Munro, CB 26 W. Bacon, CB 27 V. Hutchins, CB 29 J. Jefferson, RB 33 D. Rhodes, SS 38 G. Sapp, SS 41 C. Bird, TE 48 J. Snow, C/G 56 T. Peko, LB 58 G. Brackett, DT 75 L. Triplett, OT 76 M. Freitas, TE 80 B. Hartsock, WR 83 B. Stokley, WR 86 T. Walters, LB 98 N. Rogers, DE 98 R. Mathis, DE 99 R. Sciolli. **DID NOT PLAY:** QB 12 J. Sorgi. **INACTIVE:** 3QB 5 T. Brown, FS 39 A. Floyd, LB 51 G. Gardner, LB 55 K. Pope, G/C 61 T. Hutton, OG 65 R. Lijia, WR 84 B. Pyatt, WR 85 A. Moorehead.

		1	2	3	4	OT	TOTAL	FIELD GOALS (made () & missed)
VISITOR	Denver Broncos	0	3	14	7	—	24	J. Elam (33)
HOME	Indianapolis Colts	14	21	0	14	—	49	

Team	Qtr	Clock Time	PLAY DESCRIPTION (Extra Point) (Drive Info)	SCORE Visitor Home
COLTS	1	7:23	J. Munro 2 yd. pass from P. Manning (M. Vanderjagt, kick) (9-76, 3:43)	0 7
COLTS	1	0:38	E. James 1 yd. run (M. Vanderjagt, kick) (8-87, 4:59)	0 14
COLTS	2	8:11	D. Clark 19 yd. pass from P. Manning (M. Vanderjagt, kick) (4-52, 1:42)	0 21
BRONCOS	2	5:19	J. Elam 33 yd. Field Goal (7-51, 2:52)	3 21
COLTS	2	4:29	R. Wayne 35 yd. pass from P. Manning (M. Vanderjagt, kick) (2-40, 0:50)	3 28
COLTS	2	0:06	P. Manning 1 yd. run (M. Vanderjagt, kick) (8-75, 3:07)	3 35
BRONCOS	3	9:01	R. Smith 9 yd. pass from J. Plummer (J. Elam, kick) (10-71, 5:59)	10 35
BRONCOS	3	1:10	J. Putzier 35 yd. pass from J. Plummer (J. Elam, kick) (9-85, 5:39)	17 35
COLTS	4	12:48	R. Wayne 43 yd. pass from P. Manning (M. Vanderjagt, kick) (6-80, 3:22)	17 42
BRONCOS	4	7:45	T. Bell 1 yd. run (J. Elam, kick) (10-57, 5:03)	24 42
COLTS	4	2:02	D. Rhodes 2 yd. run (M. Vanderjagt, kick) (9-45, 5:43)	24 49

FINAL INDIVIDUAL STATISTICS																																
Denver Broncos										Indianapolis Colts																						
RUSHING	ATT	YDS	AVG	LG	TD					RUSHING	ATT	YDS	AVG	LG	TD																	
T. Bell	12	49	4.1	15	1					E. James	18	63	3.5	11	1																	
R. Droughns	8	29	3.6	6	0					D. Rhodes	5	12	2.4	6	1																	
J. Plummer	1	0	0.0	0	0					P. Manning	1	1	1.0	1	1																	
TOTAL	21	78	3.7	15	1					TOTAL	24	76	3.2	11	3																	
PASSING	ATT	CMP	YDS	TKD/	YD	TD	LG	IN	Rtg.	PASSING	ATT	CMP	YDS	TKD/	YD	TD	LG	IN	Rtg.													
J. Plummer	34	24	284	3/24	2	35	1	103.1		P. Manning	33	27	458	1/4	4	49	1	145.7														
TOTAL	34	24	284	3/24	2	35	1	103.1		TOTAL	33	27	458	1/4	4	49	1	145.7														
PASS RECEIVING			NO	YDS	AVG	LG	TD													PASS RECEIVING			NO	YDS	AVG	LG	TD					
R. Smith			7	99	14.1	30	1													R. Wayne			10	221	22.1	49	2					
T. Bell			4	32	8.0	14	0													D. Clark			6	112	18.7	31	1					
R. Droughns			4	28	7.0	9	0													M. Harrison			4	51	12.5	24	0					
J. Putzier			3	67	22.3	35	1													B. Stokley			2	33	16.5	21	0					
A. Lelie			2	27	13.5	21	0													M. Pollard			2	28	14.0	25	0					
P. Hape			2	8	4.0	6	0													E. James			2	11	5.5	6	0					
D. Carswell			1	15	15.0	15	0													J. Mungro			1	2	2.0	2	1					
D. Watts			1	8	8.0	8	0																									
TOTAL			24	284	11.8	35	2													TOTAL			27	458	16.9	49	4					
INTERCEPTIONS			NO	YDS	AVG	LG	TD													INTERCEPTIONS			NO	YDS	AVG	LG	TD					
K. Herndon			1	0	0.0	0	0													M. Doss			1	0	0.0	0	0					
TOTAL			1	0	0.0	0	0													TOTAL			1	0	0.0	0	0					
PUNTING	NO	YDS	AVG	NET	TB	IN20	LG													PUNTING	NO	YDS	AVG	NET	TB	IN20	LG					
J. Baker	4	150	37.5	35.3	0	1	46													H. Smith	2	76	38.0	38.5	0	2	39					
39																																
TOTAL	4	150	37.5	35.3	0	1	46													TOTAL	2	76	38.0	38.5	0	2	39					
PUNT RETURNS	NO	YDS	AVG	FC	LG	TD													PUNT RETURNS	NO	YDS	AVG	FC	LG	TD							
C. Adams	1	-1	-1.0	0	-1	0													T. Walters	1	9	9.0	2	9	0							
T. Luke	0	0	0.0	1	—	0													(DOWNED)	1	0	0.0	0	—	0							
RETURNS	1	-1	-1.0	0	-1	0													RETURNS	1	9	9.0	2	9	0							
KICKOFF RETURNS	NO	YDS	AVG	FC	LG	TD													KICKOFF RETURNS	NO	YDS	AVG	FC	LG	TD							
C. Sapp	4	86	21.5	0	25	0													D. Rhodes	1	36	36.0	0	36	0							
R. Droughns	2	36	18.0	0	26	0													J. Mungro	1	18	18.0	0	18	0							
T. Luke	1	41	41.0	0	41	0													(TOUCHBACK)	1	0	0.0	0	—	0							
C. Adams	1	25	25.0	0	25	0																										
RETURNS	8	188	23.5	0	41	0													RETURNS	2	54	27.0	0	36	0							
Denver Broncos	Own						Opp.				Out		Indianapolis Colts								Own						Opp.				Out	
FUMBLES	Fum	Lost	Rec.	Yds	TD	FF	Rec.	Yds	TD	Bnds	FUMBLES	Fum	Lost	Rec.	Yds	TD	FF	Rec.	Yds	TD	Bnds											
C. Adams	1	0	0	0	0	0	0	0	0	1	J. Snow	0	0	0	0	0	1	0	0	0	0											
TOTAL	1	0	0	0	0	0	0	0	0	1	TOTAL	0	0	0	0	0	1	0	0	0	0											

FINAL TEAM STATISTICS									
	BRONCOS		COLTS			BRONCOS		COLTS	
TOTAL FIRST DOWNS	18	27			FGs – PATs Had Blocked	0-0	0-0		
By Rushing	4	7			Net punting average	35.3	38.5		
By Passing	14	18			TOTAL RETURN YARDAGE (Not Including Kickoffs)	-1	9		
By Penalty	0	2			No. and Yards Punt Returns	1 - -1	1-9		
THIRD DOWN EFFICIENCY	3-12-25%	7-10-70%			No. and Yards Kickoff Returns	8-188	2-54		
FOURTH DOWN EFFICIENCY	2-2-100%	0-0-0%			No. and Yards Interception Returns	1-0	1-0		
TOTAL NET YARDS	338	530			PENALTIES Number and Yards	5-24	4-26		
Total Offensive Plays (inc. times thrown passing)	58	58			FUMBLES Number and Lost	1-0	0-0		
Average gain per offensive play	5.8	9.1			TOUCHDOWNS	3	3		
NET YARDS RUSHING	78	76			Rushing	1	3		
Total Rushing Plays	21	24			Passing	2	4		
Average gain per rushing play	3.7	3.2			Interceptions	0	0		
Tackles for a loss – number and yards	2-3	0-0			EXTRA POINTS Made-Attempts	3-3	7-7		
NET YARDS PASSING	260	454			Kicking Made-Attempts	3-3	7-7		
Times thrown – yards lost attempting to pass	3-24	1-4			FIELD GOALS Made-Attempts	1-1	0-0		
Gross yards passing	284	458			RED ZONE EFFICIENCY	2-3-7%	5-6-83%		
PASS ATTEMPTS-COMPLETIONS-HAD INTERCEPTED	34-24-1	33-27-1			GOAL-TO-NO EFFICIENCY	1-1-100%	4-5-80%		
Average gain per pass play (inc. # thrown passing)	7.0	13.3			SAFETIES	0	0		
KICKOFFS Number-In End Zone-Touchbacks	5-1-1	8-0-0			FINAL SCORE	24	49		
PUNTS Number and Average	4-37.5	2-38.0			TIME OF POSSESSION	30:42	29:18		
Had Blocked	0	0							



Indianapolis 41, Denver 10

Sunday, Jan. 4, 2004 • 4:35 p.m. EST • RCA Dome • Indianapolis

WEATHER: Indoors • ATTENDANCE: 56,586 • TIME: 2:39

2003 AFC Wild Card Playoff Game

Denver's 2003 season came to an end with a 41-10 loss to Indianapolis in an AFC Wild Card Playoff Game in front of 56,586 fans at the RCA Dome.

On the game's opening possession, Peyton Manning led the Colts 70 yards and capped the drive when he found Brandon Stokley for a 31-yard touchdown and an early lead. Denver answered on its first drive with a 49-yard Jason Elam field goal after penalties caused the drive to stall.

Late in the first quarter, Manning completed a pass to Marvin Harrison, who fell near the Colts' 29-yard line and after not being touched by a Broncos defender got up and ran the ball in for a touchdown and a 14-3 lead. With Denver unable to sustain a drive after picking up two holding penalties, Indianapolis took possession on its 20-yard-line after a Broncos punt. Manning engineered another successful touchdown drive (8 plays, 80 yards), culminating in a 23-yard touchdown pass to Harrison.

After another Denver punt, Manning hit Stokley in stride, and he raced 87 yards for a touchdown to give the Colts a 28-3 lead with less than two minutes remaining in the half. Denver began to mount a drive, but Plummer's pass intended for Rod Smith was intercepted by David Macklin and returned 21 yards to the Colts' 42-yard-line. Mike Vanderjagt's 27-yard field goal extended the Colts' lead to 31-3 at the half.

On Denver's first possession of the third quarter, Plummer connected with Rod Smith for a 34-yard reception, moving the Broncos to the Colts' 27-yard line before Elam's 46-yard field goal attempt was blocked. Indianapolis was able to add to its lead by capping a 64-yard drive with a 7-yard touchdown pass from Manning to Reggie Wayne.

Plummer—when hit from behind by Colts defensive end Dwight Freeney—fumbled on Denver's next possession, and the ball was recovered by Rob Morris on Denver's 20-yard line. Indianapolis settled for a 20-yard field goal that put it ahead 41-3. Midway through the fourth quarter after recovering a Colts fumble on its 38-yard-line, Denver finally found the end zone for the game's final score when Plummer connected with Smith for a 7-yard touchdown.

Plummer completed 23-of-30 passes for 181 yards with one touchdown but had a pair of interceptions. Clinton Portis led the Broncos with 68 rushing yards while Smith, Shannon Sharpe and Reuben Droughns each had five receptions.

OFFICIALS:

Referee — Johnny Grier (23); **Umpire** — Ed Coukart (71); **Head Linesman** — James Wilson (43); **Line Judge** — Jeff Bergman (32); **Field Judge** — Jim Saracino (58); **Side Judge** — Doug Rosenbaum (67); **Back Judge** — Scott Green (19); **Replay** — Dean Blandino.

DENVER BRONCOS

OFFENSE

WR 80 R. Smith
LT 74 E. Salaam
LG 50 B. Hamilton
C 66 T. Nalen
RG 62 D. Neil
RT 78 M. Lepsis
TE 84 S. Sharpe
WR 85 A. Lelie
QB 16 J. Plummer
RB 26 C. Portis
FB 34 R. Droughns

DEFENSE

LE 93 T. Pryce
LT 68 M. Fatafeh
RT 90 D. Holland
RE 92 B. Berry
WLB 59 D. Spragan
MLB 56 A. Wilson
SLB 33 J. Spencer
LCB 35 L. Walls
RCB 31 K. Herndon
SS 28 K. Kennedy
FS 42 S. Brandon

BRONCOS SUBSTITUTIONS: K 1 J. Elam, P/K 4 M. Knorr, WR 12 C. Adams, CB 21 S. Turner, RB 22 Q. Griffin, CB 23 W. Middlebrooks, S 32 C. Young, CB 33 J. Spencer, RB 38 M. Anderson, CB 47 R. McNeil, LB 53 J. Rutledge, LB 55 K. Burns, G/T 65 C. Carlisle, T 71 B. Brockermeyer, DT 75 M. Pope, WR 82 A. Madise, TE/LS 83 M. Leach, TE 86 P. Hape, TE 89 D. Carswell, DE 98 R. Hayward. **DID NOT PLAY:** QB 13 D. Kanell, WR 14 N. Jackson, DT 96 D. Davis. **INACTIVE:** 3QB 17 J. Jackson, CB/WR 24 D. O'Neal, RB 37 C. Sapp, T 69 P. Alexander, T 72 G. Foster, G 79 S. Herndon, WR 87 E. McCaffrey, TE 88 J. Putzler.

INDIANAPOLIS COLTS

OFFENSE

WR 87 R. Wayne
LT 78 T. Glenn
LG 64 R. DeMulling
C 56 T. Peko
RG 63 J. Saturday
RT 71 R. Diem
TE 81 M. Pollard
WR 88 M. Harrison
QB 18 P. Manning
RB 32 E. James
TE 80 J. Davenport

DEFENSE

LE 79 R. Brock
LT 75 L. Tripplett
RT 90 M. Reagar
RE 93 D. Freeney
SLB 53 M. Washington
MLB 54 R. Morris
WLB 50 D. Thornton
LCB 21 W. Harris
RCB 27 D. Macklin
SS 30 D. Strickland
FS 28 I. Bashir

COLTS SUBSTITUTIONS: QB 7 B. Huard, K 13 M. Vanderjagt, P 17 H. Smith, DB 25 N. Harper, DB 31 C. Crosby, RB 33 D. Rhodes, DB 34 J. Doering, RB 35 R. Williams, DB 41 C. Bird, TE 48 J. Snow, LB 52 K. Whiteside, LB 57 J. Nelson, LB 58 G. Brackett, LB 59 C. June, OG 74 S. Scullio, T 76 M. Freitas, WR 83 B. Stokley, WR 86 T. Walters, DE 92 C. Bratzke, DT 96 J. Williams, DE 98 R. Mathis, DE 99 B. Sciolli. **DID NOT PLAY:** RB 36 T. Lopienski. **INACTIVE:** WR 10 T. Wilkins, WR 11 J. Dawson, 3QB 16 C. Sauter, DB 20 M. Doss, DB 39 A. Floyd, TE 44 D. Clark, TE 49 P. Mitchell, WR 85 A. Moorehead.

		1	2	3	4	OT	TOTAL	FIELD GOALS (made () & missed)	
VISITOR	Denver Broncos	3	0	0	7	—	10	J. Elam	(49) 46B
HOME	Indianapolis Colts	14	17	10	0	—	41	M. Vanderjagt	(27) (20)

Team	Qtr	Clock Time	PLAY DESCRIPTION (Extra Point) (Drive Info)	SCORE	
				Visitor	Home
COLTS	1	12:02	B. Stokley 31 yd. pass from P. Manning (M. Vanderjagt, kick) (6-70, 3:05)	0	7
BRONCOS	1	3:48	J. Elam 49 yd. Field Goal (12-47, 8:14)	3	7
COLTS	1	0:36	M. Harrison 46 yd. pass from P. Manning (M. Vanderjagt, kick) (8-81, 3:17)	3	14
COLTS	2	7:28	M. Harrison 23 yd. pass from P. Manning (M. Vanderjagt, kick) (8-80, 3:49)	3	21
COLTS	2	1:51	B. Stokley 87 yd. pass from P. Manning (M. Vanderjagt, kick) (1-87, 0:10)	3	28
COLTS	2	0:00	M. Vanderjagt 27 yd. Field Goal (6-49, 0:55)	3	31
COLTS	3	5:19	R. Wayne 7 yd. pass from P. Manning (M. Vanderjagt, kick) (12-64, 5:45)	3	38
COLTS	3	0:55	M. Vanderjagt 20 yd. Field Goal (6-17, 3:38)	3	41
BRONCOS	4	7:04	R. Smith 7 yd. pass from J. Plummer (J. Elam, kick) (12-62, 6:18)	10	41

Indianapolis Colts

Denver Broncos				Own				Opp.				Out				Indianapolis Colts				Own				Opp.				Out			
FUMBLES				Fum	Lost	Rec.	Yds	TD	FF	Rec.	Yds	TD	Bnds	FUMBLES				Fum	Lost	Rec.	Yds	TD	FF	Rec.	Yds	TD	Bnds				
J. Plummer	1	1	0	0	0	0	0	0	0	0	0	0	0	P. Manning	1	0	1	-2	0	0	0	0	0	0	0	0	0				
C. Portis	1	0	0	0	0	0	0	0	0	0	0	0	1	E. James	1	1	0	0	0	0	0	0	0	0	0	0	0				
M. Fatafeh	0	0	0	0	0	0	0	0	1	0	0	0	0	M. Pollard	1	0	0	0	0	0	0	0	0	0	0	0	1				
L. Walls	0	0	0	0	0	0	0	0	1	0	0	0	0	D. Freeman	1	0	0	0	0	0	1	0	0	0	0	0	0				
R. Hayward	0	0	0	0	0	0	0	0	0	1	0	0	0	W. Harris	0	0	0	0	0	0	1	0	0	0	0	0	0				
									0	1	0	0	0	R. Morris	0	0	0	0	0	0	0	1	0	0	0	0	0				
TOTAL				2	1	0	0	0	2	1	0	0	1	TOTAL				3	1	1	-2	0	2	1	0	0	0	0	0		

BRONCOS COLTS

TOTAL FIRST DOWNS	20	23	FGs – PATs Had Blocked	1-0	0-0
By Rushing	10	6	Net punting average	32.0	0.0
By Passing	9	17	TOTAL RETURN YARDAGE (Not Including Kickoffs)	0	52
By Penalty	1	0	No. and Yards Punt Returns	0-0	0-0
THIRD DOWN EFFICIENCY	4-11-36%	6-8-75%	No. and Yards Kickoff Returns	6-133	2-34
FOURTH DOWN EFFICIENCY	2-2-100%	0-1-0%	No. and Yards Interception Returns	0-52	2-52
TOTAL NET YARDS	322	479	PENALTIES Number and Yards	5-55	5-40
Total Offensive Plays (inc. times thrown passing)	58	54	FUMBLES Number and Lost	2-1	3-1
Average gain per offensive play	5.6	8.9	TOUCHDOWNS	1	5
NET YARDS RUSHING	146	85	Rushing	0	0
Total Rushing Plays	26	23	Passing	1	5
Average gain per rushing play	5.6	3.7	Interceptions	0	2
Tackles for a loss – number and yards	2-4	2-5	EXTRA POINTS Made-Attempts	1-1	5-5
NET YARDS PASSING	176	394	Kicking Made-Attempts	1-1	5-5
Times thrown – yards lost attempting to pass	2-5	0-0	FIELD GOALS Made-Attempts	1-2	2-2
Cross yards passing	181	394	FIELD ZONE EFFICIENCY	1-1-100%	1-3-33%
PASS ATTEMPTS-COMPLETIONS-HAD INTERCEPTED	30-23-2	31-20-0	GOAL TO GO EFFICIENCY	0-0-0%	1-3-33%
Average gain per pass play (inc. # thrown passing)	5.5	12.7	SAFETIES	0	0
KICKOFFS Number-In End Zone-Touchbacks	3-0-0	7-1-1	FINAL SCORE	10	41
PUNTS Number and Average	2-42-0	0-0-0	TIME OF POSSESSION	34:38	25:22
Had Blocked	0	0			

(based on unofficial press box statistics)

PLAYER	UT	A	TT	S-YDS	I-YDS	PD	FF	FR	PLAYER	UT	A	TT	S-YDS	I-YDS	PD	FF	FR
S. Brandon	10	0	10	0-0	0-0	0	0	0	K. Herndon	2	0	2	0-0	0-0	0	0	0
K. Kennedy	6	2	8	0-0	0-0	0	0	0	B. Berry	1	1	2	0-0	0-0	0	0	0
A. Wilson	1	1	2	0-0	0-0	0	0	0	M. Pope	1	0	1	0-0	0-0	0	0	0
D. Spragan	3	2	5	0-0	0-0	0	0	0	W. Middlebrooks	1	0	1	0-0	0-0	0	0	0
J. Sykes	2	2	4	0-0	0-0	1	0	0	J. Spencer	1	0	1	0-0	0-0	0	0	0
R. Hayward	3	0	3	0-0	0-0	0	0	1	D. Holland	0	1	1	0-0	0-0	0	0	0
M. Fatafehi	3	0	3	0-0	0-0	0	1	0	C. Young	0	0	0	0-0	0-0	0	0	0
L. Walls	3	0	3	0-0	0-0	0	1	0	K. Burns	0	0	0	0-0	0-0	0	0	0
T. Pryce	2	0	2	0-0	0-0	0	0	0	TEAM TOTALS	44	9	53	0-0	0-0	1	2	1



Baltimore 21, Denver 3

Sunday, Dec. 31, 2000 • 12:35 p.m. EST • PSINet Stadium • Baltimore

WEATHER: Mostly Sunny, 22° (wind chill 5°), Wind NNW 20-25 mph • ATTENDANCE: 69,638 • TIME: 2:54

2000 AFC Wild Card Playoff Game

The Denver Broncos' 2000 season ended with a 21-3 defeat at the hands of the Baltimore Ravens in an AFC Wild Card Playoff Game at PSINet Stadium in Baltimore on a blustery New Year's Eve day in front of 69,638 fans.

Denver's offense managed just 177 yards—the club's third-lowest output in 28 postseason games—and nine first downs against a record-setting Ravens defense, which put an end to the Broncos' seven-game postseason winning streak.

After a scoreless first quarter, Baltimore put up the first points when Jamal Lewis reached the end zone from one yard out early in the second quarter to cap a 10-play, 75-yard drive.

The Broncos answered with a 31-yard Jason Elam field goal to narrow the deficit to 7-3 when a promising 12-play, 68-yard drive stalled after a third-and-1 opportunity at the Ravens' 12-yard line. What followed would prove to be the play of the game, if not one of the more bizarre plays of the year.

The Ravens' Corey Harris returned the ensuing kickoff 15 yards to the Baltimore 42-yard line. On first-and-10, Baltimore's Trent Diler attempted a screen pass to Lewis, who tipped the ball into and out of the hands of Denver cornerback Terrell Buckley. The loose ball was grabbed out of the air by former Broncos tight end Shannon Sharpe, who dashed 58 yards for a touchdown, boosting the lead to 14-3 at the half.

Baltimore increased its lead to 21-3 late in the third quarter when Lewis ran 27 yards for his second touchdown of the day to cap the scoring.

Denver managed just 83 yards on its eight second-half possessions and was held scoreless to preserve the lowest scoring output (3) in franchise postseason history. The Broncos penetrated Ravens territory just once all day and ran only seven plays on the Baltimore side of the field.

Broncos quarterback Gus Frerotte, subbing for the injured Brian Griese, completed 13-of-28 passes for 124 yards with one interception. Denver's Ed McCaffrey led all receivers with eight catches for 75 yards (9.4 avg.).

Mike Anderson led the Broncos in rushing with 40 yards on 15 carries. Safety Billy Jenkins and defensive end Maa Tanuvasa each had sacks for the Broncos' defense, which held Baltimore to 240 net yards of total offense and forced 10 punts. Denver also allowed the Ravens to convert just 4-of-14 (28.6%) of their third-down attempts.

OFFICIALS:

Referee — Larry Nemmers (20); **Umpire** — Bob Wagner (100); **Head Linesman** — Tony Veteri (36); **Line Judge** — Ron Phares (10); **Field Judge** — Steve Zimmer (36); **Side Judge** — Doug Toole (4); **Back Judge** — Richard Reels (83); **Replay** — Bob Boylston.

DENVER BRONCOS

OFFENSE

WR 80 R. Smith
LT 77 T. Jones
LG 64 L. Friedman
C 66 T. Nalen
RG 62 D. Neil
RT 78 M. Lepsis
TE 89 D. Carswell
WR 87 E. McCaffrey
QB 12 G. Frerotte
RB 38 M. Anderson
FB 29 H. Griffith

DEFENSE

LE 98 M. Tanuvasa
LT 94 K. Traylor
RT 93 T. Pryce
RE 95 K. Pittman
WLB 51 J. Mobley
MLB 56 A. Wilson
SLB 53 B. Romanowski
LCB 39 R. Crockett
RCB 27 T. Buckley
SS 32 B. Jenkins
FS 26 E. Brown

BRONCOS SUBSTITUTIONS: K 1 J. Elam, K 2 S. Lindsey, P 16 T. Rouen, QB 17 J. Jackson, CB 24 D. O'Neal, S 28 K. Kennedy, CB 33 J. Spencer, CB 35 J. Suttle, FB 42 D. Smith, RB 46 K. Coleman, S 48 G. Coghill, LB 52 I. Gold, LB 55 K. Burns, LB 59 G. Cadrez, C 60 K. C. Jones, G/T 65 C. Carlisle, WR 81 S. Montgomery, WR 83 T. McGriff, TE 86 B. Chamberlain, TE 88 De. Clark, DE 92 L. Archambeau, DE 96 H. Hasselbach, DT 97 M. Lodish. **DID NOT PLAY:** QB 14 B. Griese. **INACTIVE:** RB 30 T. Davis, S 47 Da. Clark, TE 82 B. Miller, WR 84 C. Cole, WR 85 C. Fields, DT 90 J. Johnson, DE 99 M. Reagor.

BALTIMORE RAVENS

OFFENSE

WR 87 Q. Ismail
LT 75 J. Ogden
LG 64 E. Mulitalo
C 60 J. Mitchell
RG 62 M. Flynn
RT 70 H. Wayne
TE 82 S. Sharpe
TE 81 B. Coates
QB 8 T. Diler
RB 31 Ja. Lewis
FB 32 S. Gash

DEFENSE

LE 90 R. Burnett
LT 95 S. Adams
RT 98 T. Siragusa
RE 99 M. McCrary
LLB 58 P. Boulware
MLB 52 R. Lewis
RLB 55 J. Sharper
LCB 22 D. Starks
RCB 21 C. McAlister
SS 20 K. Herring
FS 26 R. Woodson

RAVENS SUBSTITUTIONS: K 3 M. Stover, P 5 K. Richardson, QB 12 T. Banks, FB 29 C. Evans, RB 33 P. Holmes, CB 35 R. Bailey, CB 38 J. Trapp, S 42 A. Mitchell, S 45 C. Harris, LB 50 B. Jackson, LB 51 C. Brown, LB 56 A. Davis, LB 57 O. Brigrance, C 66 J. Hudson, OL 77 K. Vickers, DT 79 L. Webster, WR 80 B. Stokley, WR 83 P. Johnson, WR 84 Je. Lewis, WR 86 B. Davis, DT 91 L. Dalton, DE 93 K. Washington. **DID NOT PLAY:** OT 71 S. Folau. **INACTIVE:** 30B 7 C. Redman, WR 11 M. Nash, CB 25 C. Love, S 43 A. Poindexter, OT 72 S. Williams, OG 74 O. Bobo, TE 85 J. Jones, DE 96 A. Thomas.

		1	2	3	4	OT	TOTAL	FIELD GOALS (made () & missed)
VISITOR	Denver Broncos	0	3	0	0	—	3	J. Elam (31)
HOME	Baltimore Ravens	0	14	7	0	—	21	

Team	Qtr	Clock Time	PLAY DESCRIPTION (Extra Point) (Drive Info)	SCORE Visitor Home
RAVENS	2	11:43	Ja. Lewis 1 yd. run (M. Stover, kick) (10-75, 5:51)	0 7
BRONCOS	2	4:31	J. Elam 31 yd. Field Goal (12-68, 7:12)	3 7
RAVENS	2	4:06	S. Sharpe 58 yd. pass from T. Diler (M. Stover, kick) (1-58, 0:25)	3 14
RAVENS	3	3:19	Ja. Lewis 27 yd. run (M. Stover, kick) (2-28, 0:42)	3 21

FINAL INDIVIDUAL STATISTICS																		
Denver Broncos									Baltimore Ravens									
RUSHING	ATT	YDS	AVG	LG	TD				RUSHING	ATT	YDS	AVG	LG	TD				
M. Anderson	15	40	2.7	13	0				Ja. Lewis	30	110	3.7	27	2				
R. Smith	2	3	1.5	7	0				P. Holmes	5	6	1.2	4	0				
G. Frerotte	1	-1	-1.0	-1	0				Je. Lewis	1	5	5.0	5	0				
									T. Dillfer	1	2	2.0	2	0				
									T. Banks	1	-1	-1.0	-1	0				
TOTAL	18	42	2.3	13	0				TOTAL	38	122	3.2	27	2				
PASSING	ATT	CMP	YDS	TKD/YD	TD	LG	IN	Rtg.	PASSING	ATT	CMP	YDS	TKD/YD	TD	LG	IN	Rtg.	
G. Ferrotte	28	13	124	4/34	0	24	1	44.3	T. Dillfer	14	9	130	2/12	1	58	0	118.2	
J. Jackson	10	5	54	1/9	0	19	0	66.3	T. Banks	1	0	0	0/0	0	0	0	39.6	
TOTAL	38	18	178	5/43	0	24	1	50.1	TOTAL	15	9	130	2/12	1	58	0	110.4	
PASS RECEIVING	NO	YDS	AVG	LG	TD				PASS RECEIVING	NO	YDS	AVG	LG	TD				
E. McCaffrey	8	75	9.4	16	0				Q. Ismail	4	35	8.8	15	0				
R. Smith	3	58	19.3	24	0				S. Sharpe	3	73	24.3	58	1				
M. Anderson	2	10	5.0	8	0				Ja. Lewis	1	15	15.0	15	0				
D. Carswell	2	8	4.0	6	0				S. Gash	1	7	7.0	7	0				
H. Griffith	1	16	16.0	16	0													
T. McGriff	1	6	6.0	6	0													
De. Clark	1	5	5.0	5	0													
TOTAL	18	178	9.9	24	0				TOTAL	9	130	14.4	58	1				
INTERCEPTIONS	NO	YDS	AVG	LG	TD				INTERCEPTIONS	NO	YDS	AVG	LG	TD				
									R. Lewis	1	4	4.0	4	0				
TOTAL	0	0	0.0	—	0				TOTAL	1	4	4.0	4	0				
PUNTING	NO	YDS	AVG	NET	TB	IN20	LG			PUNTING	NO	YDS	AVG	NET	TB	IN20	LG	
T. Rouen	9	346	38.4	35.6	0	0	62			K. Richardson	10	383	38.3	33.0	2	4	66	
TOTAL	9	346	38.4	35.6	0	0	62			TOTAL	10	383	38.3	33.0	2	4	66	
PUNT RETURNS	NO	YDS	AVG	FC	LG	TD			PUNT RETURNS	NO	YDS	AVG	FC	LG	TD			
D. O'Neal	3	13	4.3	0	7	0			Je. Lewis	4	26	6.5	2	17	0			
D. Smith	1	0	0.0	0	0	0			(DOWNED)	3	0	0.0	0	—	0			
T. Buckley	0	0	0.0	1	—	0												
(DOWNED)	3	0	0.0	0	—	0												
(TOUCHBACK)	2	0	0.0	0	—	0												
RETURNS	4	13	3.3	1	7	0			RETURNS	4	26	6.5	2	17	0			
KICKOFF RETURNS	NO	YDS	AVG	FC	LG	TD			KICKOFF RETURNS	NO	YDS	AVG	FC	LG	TD			
B. Chamberlain	1	15	15.0	0	15	0			C. Harris	1	15	15.0	0	15	0			
D. Smith	1	15	15.0	0	15	0			B. Coates	1	8	8.0	0	8	0			
D. O'Neal	1	13	13.0	0	13	0												
(TOUCHBACK)	1	0	0.0	0	—	0												
RETURNS	3	43	14.3	0	15	0			RETURNS	2	23	11.5	0	15	0			
Denver Broncos	Own		Opp.		Out				Baltimore Ravens	Own		Opp.		Out				
FUMBLES	Fum	Lost	Rec.	Yds	TD	FF	Rec.	Yds	TD	Bnds	FUMBLES	Fum	Lost	Rec.	Yds	TD	Bnds	
B. Jenkins	0	0	0	0	0	1	0	0	0	0	T. Dillfer	1	0	0	0	0	0	
											J. Ogden	0	0	1	0	0	0	
TOTAL	0	0	0	0	0	1	0	0	0	0	TOTAL	1	0	1	0	0	0	

FINAL TEAM STATISTICS									
	BRONCOS		RAVENS			BRONCOS		RAVENS	
TOTAL FIRST DOWNS	9		13		PUNTS Number and Average	9-38.4		10-38.3	
By Rushing	1		5		Had Blocked	0		0	
By Passing	8		7		Fgs – PATS Had Blocked	0-0		0-0	
By Penalty	0		1		Net punting average	35.6		33	
THIRD DOWN EFFICIENCY	3-16-19%		4-14-29%		TOTAL RETURN YARDAGE (Not Including Kickoffs)	13		30	
FOURTH DOWN EFFICIENCY	1-3-33%		0-0-0%		No. and Yards Punt Returns	4-13		4-23	
TOTAL NET YARDS	177		240		No. and Yards Kickoff Returns	3-43		2-23	
Total Offensive Plays (inc. times thrown passing)	61		55		No. and Yards Interception Returns	0-0		1-4	
Average gain per offensive play	2.9		4.4		PENALTIES Number and Yards	6-33		4-30	
NET YARDS RUSHING	42		122		FUMBLES Number and Lost	0-0		1-0	
Total Rushing Plays	18		38		TOUCHDOWNS	0		3	
Average gain per rushing play	2.3		3.2		Rushing	0		2	
Tackles for a loss – number and yards	1-4		3.6		Passing	0		1	
NET YARDS PASSING	135		118		EXTRA POINTS Made-Attempts	0-0		0-3	
Times thrown – yards lost attempting to pass	5-43		2-12		Kicking Made-Attempts	0-0		0-0	
Gross yards passing	178		130		FIELD GOALS Made-Attempts	1-1		0-0	
PASS ATTEMPTS-COMPLETIONS-HAD INTERCEPTED	38-18-1		15-9-0		SAFETIES	0		0	
Average gain per pass play (inc. # thrown passing)	3.1		6.9		FINAL SCORE	3		21	
KICKOFFS Number-In End Zone-Touchbacks	2-0-0		4-1-1		TIME OF POSSESSION	27:37		32:23	



Denver 34, Atlanta 19

Sunday, Jan. 31, 1999 • 6:25 p.m. EST • Pro Player Stadium • Miami

WEATHER: Mostly Cloudy, 73°, Wind E 10 mph • ATTENDANCE: 74,803 • TIME: 3:18

Super Bowl XXXIII



The Denver Broncos clinched their second consecutive World Championship with a 34-19 victory over the Atlanta Falcons in Super Bowl XXXIII before 74,803 fans at Miami's Pro Player Stadium and millions more watching around the world. Denver became just the sixth franchise in NFL history to win back-to-back Super Bowl titles and posted the seventh repeat championship in Super Bowl history.

Quarterback John Elway claimed the game's Most Valuable Player award by completing 18-of-29 passes for 336 yards (third most in Super Bowl history at the time), including an 80-yard scoring toss to Rod Smith in the second quarter that tied for the second-longest TD pass in Super Bowl history. Elway also ran for a 3-yard score in the fourth quarter, making him the oldest player (38) to score a touchdown in the Super Bowl, eclipsing the mark he set a year earlier by scoring in Super Bowl XXXII.

Elway's accurate passing and the effective running of Terrell Davis, who set an NFL record with his seventh consecutive 100-yard game in the postseason (102 yards), kept the Falcons off balance all night. The Broncos' defense chipped in with two sacks and four takeaways, including two interceptions by Darrien Gordon, who set a Super Bowl record for most interception return yards in a game (108).

Atlanta took the opening kickoff and capped its drive with a 32-yard Morten Andersen field goal before Denver answered with the game's next 17 points. The first score came on a 1-yard run by Howard Griffith that ended a 10-play, 80-yard opening drive by the Broncos, and the lead was increased to 10-3 on a 26-yard Jason Elam field goal that capped Denver's third possession. After Andersen missed a 26-yard field goal attempt, the Broncos answered with the Elway-to-Smith 80-yard score on the next play to push the lead to 17-3. The Falcons narrowed the margin to 17-6 at halftime with a 28-yard Andersen field goal.

After a scoreless third quarter, Denver took advantage of Gordon's first interception by capping a short 24-yard drive with another Griffith 1-yard touchdown run early in the fourth quarter. Gordon's second interception set up Elway's 3-yard touchdown run that put Denver ahead 31-6 with 11:20 remaining. Two late touchdowns by Atlanta, sandwiched around a 37-yard Elam field goal, produced the final margin.

OFFICIALS:

Referee — Bernie Kukar (86); **Umpire** — Jim Daopoulos (75); **Head Linesman** — Sanford Rivers (21); **Line Judge** — Ron Baynes (56); **Field Judge** — Tim Millis (80); **Side Judge** — Gary Lane (120); **Back Judge** — Don Hakes (96).

DENVER BRONCOS

OFFENSE

WR 80 R. Smith
LT 77 T. Jones
LG 69 M. Schlereth
C 66 T. Nalen
RG 62 D. Neil
RT 74 H. Swayne
TE 84 S. Sharpe
WR 87 E. McCaffrey
QB 7 J. Elway
HB 30 T. Davis
FB 29 H. Griffith

DEFENSE

LE 96 H. Hasselbach
LT 94 K. Traylor
RT 93 T. Pryce
RE 98 M. Tanuvasa
WLB 51 J. Mobley
MLB 59 G. Cadrez
SLB 53 B. Romanowski
LCB 39 R. Crockett
RCB 21 D. Gordon
SS 34 T. Braxton
FS 27 S. Atwater

BRONCOS SUBSTITUTIONS: K 1 J. Elam, QB 6 B. Brister, P 16 T. Rouen, CB 20 T. James, RB 22 V. Hebron, CB 25 D. Johnson, CB 28 T. Paul, RB 31 D. Loville, RB 37 A. Lynn, FB 42 D. Smith, S 48 G. Coghill, LB 56 K. Burns, G 63 D. Diaz-Infante, T 78 M. Lepsis, WR 82 M. Nash, WR 85 W. Green, TE 86 B. Chamberlain, TE 89 D. Carswell, DE 90 N. Smith, DE 91 A. Williams, DE 95 M. Washington, DT 97 M. Lodish, LB 99 S. Joyner. **INACTIVE:** QB 14 B. Griese, S 26 E. Brown, LB 54 N. Wayne, C 60 K.C. Jones, T 70 T. Teague, DE 73 C. Brown, G 79 C. Banks, WR 83 J. Armour.

ATLANTA FALCONS

OFFENSE

WR 80 T. Martin
LT 70 B. Whitfield
LG 68 C. Collins
C 61 R. Tobeck
RG 69 G. Williams
RT 74 E. Salaam
TE 88 O.J. Santiago
WR 81 T. Mathis
QB 12 C. Chandler
RB 32 J. Anderson
FB 85 B. Kozlowski

DEFENSE

LE 92 L. Archambeau
LT 98 T. Hall
RT 75 S. Dronett
RE 90 C. Smith
WLB 97 C. Bennett
MLB 56 J. Tuggle
SLB 94 H. Crockett
LCB 34 R. Buchanan
RCB 20 M. Booker
SS 35 W. White
FS 41 E. Robinson

FALCONS SUBSTITUTIONS: P 4 D. Stryzinski, K 5 M. Andersen, CB 21 E. Williams, CB 23 R. Bradford, S 25 D. Bush, RB 28 H. Green, CB 29 R. Fuller, FB 45 G. Downs, LB 52 C. Sauer, LB 54 R. Hamilton, LB 56 K. Brooking, LB 59 B. Talley, G 64 B. Hallen, C/G 67 A. Schreiber, T 76 J. Portilla, WR 82 R. Harris, WR 83 T. Dwight, TE 86 E. Smith, DE 91 J. Burrough, DT 95 E. Tualo, DE 96 A. Edwards. **DID NOT PLAY:** QB 17 S. DeBerg, RB 33 K. Oxendine. **INACTIVE:** QB 13 T. Graziani, CB 26 D. Anderson, S 27 O. Brown, S 47 C. Bayne, G/C 79 D. Widell, TE 84 R. Monroe, WR 89 T. Kinchen, DE 93 S. Swayda.

		1	2	3	4	OT	TOTAL	FIELD GOALS (made () & missed)	
VISITOR	Denver Broncos	7	10	0	17	—	34	J. Elam	(26) 38WR 48WL (37)
HOME	Atlanta Falcons	3	3	0	13	—	19	M. Andersen	(32) 26WR (28)

Team	Qtr	Clock Time	PLAY DESCRIPTION (Extra Point) (Drive Info)	SCORE Visitor	Home
FALCONS	1	9:35	M. Andersen 32 yd. Field Goal (10-48, 5:25)	0	3
BRONCOS	1	3:55	H. Griffith 1 yd. run (J. Elam, kick) (10-80, 5:40)	7	3
BRONCOS	2	9:17	J. Elam 26 yd. Field Goal (11-63, 4:58)	10	3
BRONCOS	2	4:54	R. Smith 80 yd. pass from J. Elway (J. Elam, kick) (1-80, 0:13)	17	3
FALCONS	2	2:25	M. Andersen 28 yd. Field Goal (7-38, 2:29)	17	6
BRONCOS	4	14:56	H. Griffith 1 yd. run (J. Elam, kick) (5-24, 1:50)	24	6
BRONCOS	4	11:20	J. Elway 3 yd. run (J. Elam, kick) (3-48, 1:17)	31	6
FALCONS	4	11:01	T. Dwight 94 yd. kickoff return (M. Andersen, kick)	31	13
BRONCOS	4	7:08	J. Elam 37 yd. Field Goal (7-36, 3:53)	34	13
FALCONS	4	2:04	T. Mathis 3 yd. pass from C. Chandler (2-pt. Attempt Failed) (16-76, 5:04)	34	19

FINAL INDIVIDUAL STATISTICS																				
Denver Broncos									Atlanta Falcons											
RUSHING	ATT	YDS	AVG	LG	TD				RUSHING	ATT	YDS	AVG	LG	TD						
T. Davis	25	102	4.1	15	0				J. Anderson	18	96	5.3	15	0						
H. Griffith	4	9	2.3	4	2				C. Chandler	4	30	7.5	12	0						
D. Loville	2	8	4.0	6	0				T. Dwight	1	5	5.0	5	0						
J. Elway	3	2	0.7	3	1															
R. Smith	1	1	1.0	1	0															
B. Brister	1	-1	-1.0	-1	0															
TOTAL	36	121	3.4	15	3	TOTAL			23	131	5.7	15	0							
PASSING	ATT	CMP	YDS	TKD/ YD	TD	LG	IN	Rtg.	PASSING	ATT	CMP	YDS	TKD/ YD	TD	LG	IN	Rtg.			
J. Elway	29	18	336	0/0	1	80	1	99.2	C. Chandler	35	19	219	2/13	1	30	3	47.2			
TOTAL	29	18	336	0/0	1	80	1	99.2	TOTAL	35	19	219	2/13	1	30	3	47.2			
PASS RECEIVING	NO	YDS	AVG	LG	TD				PASS RECEIVING	NO	YDS	AVG	LG	TD						
R. Smith	5	152	30.4	80	1				T. Mathis	7	85	12.1	30	1						
E. McCaffrey	5	72	14.4	25	0				T. Martin	5	79	15.8	23	0						
B. Chamberlain	3	29	9.7	13	0				J. Anderson	3	16	5.3	9	0						
T. Davis	2	50	25.0	39	0				R. Harris	2	21	10.5	13	0						
S. Sharpe	2	26	13.0	14	0				OJ. Santiago	1	13	13.0	13	0						
H. Griffith	1	7	7.0	7	0				B. Kozlowski	1	5	5.0	5	0						
TOTAL	18	336	18.7	80	1	TOTAL			19	219	11.5	30	1							
INTERCEPTIONS	NO	YDS	AVG	LG	TD				INTERCEPTIONS	NO	YDS	AVG	LG	TD						
D. Gordon	2	108	54.0	58	0				R. Bradford	1	1	1.0	1	0						
D. Johnson	1	28	28.0	28	0															
TOTAL	3	136	45.3	58	0	TOTAL			1	1	1.0	1	0							
PUNTING	NO	YDS	AVG	NET	TB	IN20	LG		PUNTING	NO	YDS	AVG	NET	TB	IN20	LG				
T. Rouen	1	35	35.0	35.0	0	1	35		D. Strzyzinski	1	39	39.0	39.0	0	0	39				
TOTAL	1	35	35.0	35.0	0	1	35		TOTAL	1	39	39.0	39.0	0	0	39				
PUNT RETURNS	NO	YDS	AVG	FC	LG	TD				PUNT RETURNS	NO	YDS	AVG	FC	LG	TD				
(DOWNED)	1	0	0.0	0	—	0				T. Dwight	0	0	0.0	1	—	0				
RETURNS	0	0	0.0	0	—	0				RETURNS	0	0	0.0	1	—	0				
KICKOFF RETURNS	NO	YDS	AVG	FC	LG	TD				KICKOFF RETURNS	NO	YDS	AVG	FC	LG	TD				
V. Hebron	2	42	21.0	0	26	0				T. Dwight	5	210	42.0	0	94	1				
B. Chamberlain	1	2	2.0	0	2	0				B. Kozlowski	2	17	8.5	0	16	0				
RETURNS	3	44	14.7	0	26	0	B. Kozlowski			7	227	32.4	0	94	1					
Denver Broncos	Own	Yds	Opp.	Out				Atlanta Falcons	Own	Opp.	Out									
FUMBLES	Fum	Lost	Rec.	TD	FF	Rec.	Yds	TD	Bnds	FUMBLES	Fum	Lost	Rec.	Yds	TD	FF	Rec.	Yds	TD	Bnds
G. Coghill	0	0	0	0	0	1	0	0	0	J. Anderson	1	1	0	0	0	0	0	0	0	0
T. Braxton	0	0	0	0	0	1	4	0	0											
TOTAL	0	0	0	0	0	1	4	0	0	TOTAL	1	1	0	0	0	0	0	0	0	0

FINAL TEAM STATISTICS																		
BRONCOS									FALCONS									
TOTAL FIRST DOWNS	22								21								FGs — PATs Had Blocked	
By Rushing	8								8								136	
By Passing	14								12								0-0	
By Penalty	0								1								0-0	
THIRD DOWN EFFICIENCY	6-13-46%								5-11-45%								3-44	
FOURTH DOWN EFFICIENCY	0-1-0%								1-2-50%								7-227	
TOTAL NET YARDS	457								337								1-1	
Total Offensive Plays (inc. times thrown passing)	65								60								0-0	
Average gain per offensive play	7.0								5.6								1-1	
NET YARDS RUSHING	121								131								4	
Total Rushing Plays	36								23								3	
Average gain per rushing play	3.4								5.7								0	
NET YARDS PASSING	336								206								1	
Times thrown — yards lost attempting to pass	0-0								2-13								0	
Gross yards passing	336								219								0	
PASS ATTEMPTS-COMPLETIONS-HAD INTERCEPTED	29-18-1								35-19-3								2-4	
Average gain per pass play (inc. # thrown passing)	11.6								5.6								0	
KICKOFFS Number-In End Zone-Touchbacks	7-0-0								5-2-1								34	
PUNTS Number and Average	1-35								1-39								19	
Had Blocked	0								0								28:37	

BRONCOS DEFENSIVE STATISTICS																		
(based on unofficial press box statistics)																		
PLAYER	UT	A	TT	S-YDS	I-YDS	PD	FF	FR	PLAYER	UT	A	TT	S-YDS	I-YDS	PD	FF	FR	
G. Cadrez	4	4	8	0-0	0-0	0	0	0	H. Hasselbach	1	1	2	0-0	0-0	0	0	0	
S. Atwater	4	3	7	0-0	0-0	1	0	0	G. Coghill	1	0	1	0-0	0-0	0	1	0	
R. Crockett	5	0	5	0-0	0-0	0	0	0	D. Johnson	1	0	1	0-0	1-28	1	0	0	
B. Romanowski	4	1	5	1-7	0-0	1	0	0	M. Washington	1	0	1	0-0	0-0	0	0	0	
D. Gordon	2	1	3	0-0	2-108	3	0	0	T. Pryce	0	1	1	0-0	0-0	0	0	0	
M. Tanuvasa	2	1	3	0-0	0-0	0	0	0	N. Smith	0	1	1	0-0	0-0	0	0	0	
J. Mobley	1	2	3	1-6	0-0	0	0	0	T. James	0	0	0	0-0	0-0	1	0	0	
K. Traylor	1	2	3	0-0	0-0	1	0	0	M. Lodish	0	0	0	0-0	0-0	0	0	0	
A. Williams	2	0	2	0-0	0-0	2	0	0	TEAM TOTALS	30	18	48	2-13	3-136	11	1	1	
T. Braxton	1	1	2	0-0	0-0	1	0	1										



Denver 23, N.Y. Jets 10

Sunday, Jan. 17, 1999 • 2:15 p.m. MST • Mile High Stadium • Denver

WEATHER: Sunny, 41° (wind chill 18°), Wind NW 24 mph • ATTENDANCE: 75,482 • TIME: 3:16

1998 AFC Championship Game

The Broncos clinched their AFC-record sixth berth in a Super Bowl by defeating the New York Jets 23-10 in the AFC Championship Game before a crowd of 75,482 fans at Mile High Stadium and a CBS national television audience.

After failing to score in the first half, the Broncos scored 20 third-quarter points to take control of the game. The win propelled Denver to the Super Bowl for the second consecutive season, matching the back-to-back Super Bowl appearances of the 1986 and '87 Broncos.

The Jets took a 10-0 lead after John Hall's 32-yard field goal in the second quarter and Curtis Martin's 1-yard touchdown run early in the third quarter that was set up by a blocked punt at the Broncos' 1-yard line. That touchdown proved to be just the wake-up call that Denver needed to ignite its offense as well as the unusually quiet Mile High crowd. On first-and-10 from the 36-yard line, John Elway connected with Ed McCaffrey on a 47-yard pass play before finding fullback Howard Griffith for an 11-yard touchdown pass to narrow the Jets' lead to 10-7.

Then, a wind-stifled kickoff fumble was recovered by Broncos linebacker Keith Burns and turned into a 44-yard Jason Elam field goal to tie the game. Following another Elam field goal, the Broncos opened up a 10-point lead, 20-10, on Terrell Davis' 31-yard touchdown run late in the third quarter.

The Broncos' defense, which deserved credit for keeping the club in the game in the first half while the offense sputtered, forced six turnovers (including two interceptions by Darrien Gordon) and held the Jets to 14 yards on 13 rushes. The four opponent fumbles recovered by Denver set a franchise postseason record.

Davis set numerous records during the contest, including passing his own NFL-record total of 2,331 yards rushing in an entire season (regular and postseason combined) set in 1997 and rushing for 100 yards for the sixth consecutive postseason game to tie John Riggins for the most all time. He also passed Larry Csonka and Riggins for seventh and sixth place in career postseason rushing yards. Tight end Shannon Sharpe (two catches) tied Vance Johnson (40) for the most career receptions in the postseason by a Bronco while Elam's three field goals tied a Denver single-game playoff record.

With its win, Denver maintained a perfect record (12-0) when leading after three quarters in the playoffs.

OFFICIALS:

Referee — Ed Hochuli (85); **Umpire** — Chad Brown (31); **Head Linesman** — George Hayward (54); **Line Judge** — Tom Barnes (55); **Field Judge** — Tom Sifferman (118); **Side Judge** — Doug Toole (4); **Back Judge** — Richard Reels (83).

DENVER BRONCOS

OFFENSE

WR 80 R. Smith
LT 77 T. Jones
LG 69 M. Schlereth
C 66 T. Nalen
RG 62 D. Neil
RT 74 H. Swayne
TE 84 S. Sharpe
WR 87 E. McCaffrey
QB 7 J. Elway
HB 30 T. Davis
TE 89 D. Carswell

DEFENSE

LE 96 H. Hasselbach
LT 94 K. Traylor
RT 93 T. Pryce
RE 98 M. Tanuvasa
WLB 51 J. Mobley
MLB 59 G. Cadrez
SLB 53 B. Romanowski
LCB 39 R. Crockett
RCB 21 D. Gordon
CB 25 D. Johnson
FS 27 S. Atwater

BRONCOS SUBSTITUTIONS: K 1 J. Elam, P 16 T. Rouen, CB 20 T. James, RB 22 V. Hebron, CB 28 T. Paul, FB 29 H. Griffith, RB 31 D. Loville, S 34 T. Braxton, RB 37 A. Lynn, FB 42 D. Smith, S 48 G. Coghill, LB 56 K. Burns, G 63 D. Diaz-Infante, T 78 M. Lepsis, WR 82 M. Nash, WR 85 W. Green, TE 86 B. Chamberlain, DE 90 N. Smith, DE 91 A. Williams, DE 95 M. Washington, DT 97 M. Lodish, LB 99 S. Joyner. **DID NOT PLAY:** QB 6 B. Brister. **INACTIVE:** QB 14 B. Griese, S 26 E. Brown, LB 54 N. Wayne, C 60 K.C. Jones, T 70 T. Teague, DE 73 C. Brown, G 79 C. Banks, WR 83 J. Armour.

NEW YORK JETS

OFFENSE

WR 19 K. Johnson
LT 76 J. Elliott
LG 62 T. Burger
C 68 K. Mawae
RG 70 M. O'Dwyer
RT 69 J. Fabin
TE 88 K. Brady
WR 80 W. Chrebet
QB 16 V. Testaverde
RB 28 C. Martin
FB 41 K. Byars

DEFENSE

LE 95 R. Lyle
LT 72 J. Ferguson
RE 98 A. Pleasant
OLB 53 C. Cascadden
LLB 57 M. Lewis
MLB 52 P. Johnson
RLB 51 B. Cox
LCB 24 R. Mickens
RCB 45 O. Smith
SS 21 V. Green
FS 44 C. Brown

JETS SUBSTITUTIONS: K 9 J. Hall, P 17 J. Kidd, RB 22 D. Meggett, S 23 K. Williams, S 30 C. Hayes, CB 31 A. Glenn, CB 42 M. Coleman, S 47 S. Frost, LB 50 R. Holmberg, LB 54 D. Gordon, LB 58 J. Farrior, C/G 65 J. Hudson, C/G 67 M. Gister, T/G 71 K. Jenkins, TE 82 B. Spence, TE 84 F. Baxter, WR 86 A. Van Dyke, WR 89 D. Ward, DE 92 B. Hamilton, DT 93 E. Logan, DE 99 E. Ogbogu. **DID NOT PLAY:** QB 6 R. Lucas, RB 20 R. Anderson. **INACTIVE:** QB 4 G. Foley, S 26 J. Henderson, FB 33 J. Sowell, G/T 60 D. Karczewski, G 66 A. Bernstein, DT 75 C. Hansen, G 79 J. Bundern, DE 97 D. Boose.

		1	2	3	4	OT	TOTAL	FIELD GOALS (made () & missed)	
VISITOR	New York Jets	0	3	7	0	—	10	J. Hall	42WR (32)
HOME	Denver Broncos	0	0	20	3	—	23	J. Elam	(44) (48) (35)

Team	Qtr	Clock Time	PLAY DESCRIPTION (Extra Point) (Drive Info)	SCORE Visitor	Home
JETS	2	0:00	J. Hall 32 yd. Field Goal (6-46, 0:38)	3	0
JETS	3	11:56	C. Martin 1 yd. run (J. Hall, kick) (1-1, 0:04)	10	0
BRONCOS	3	10:18	H. Griffith 11 yd. pass from J. Elway (J. Elam, kick) (3-64, 1:38)	10	7
BRONCOS	3	8:23	J. Elam 44 yd. Field Goal (4-5, 1:46)	10	10
BRONCOS	3	2:58	J. Elam 48 yd. Field Goal (8-27, 3:14)	10	13
BRONCOS	3	0:18	T. Davis 31 yd. run (J. Elam, kick) (3-38, 1:24)	10	20
BRONCOS	4	3:40	J. Elam 35 yd. Field Goal (4-1, 1:00)	10	23

FINAL INDIVIDUAL STATISTICS																		
New York Jets									Denver Broncos									
RUSHING	ATT		YDS	AVG	LG	TD			RUSHING	ATT		YDS	AVG	LG	TD			
C. Martin	13		14	1.1	4	1			T. Davis	32		167	5.2	31	1			
									J. Elway	3		13	4.3	9	0			
									D. Loville	2		7	3.5	4	0			
									T. Rouen	1		-9	-9.0	-9	0			
TOTAL	13		14	1.1	4	1			TOTAL	38		178	4.7	31				
PASSING	ATT	CMP	YDS	TKD/YD	TD	LG	IN	Rtg.	PASSING	ATT	CMP	YDS	TKD/YD	TD	LG	IN	Rtg.	
V. Testaverde	52	31	356	0/0	0	28	2	64.3	J. Elway	34	13	173	3/20	1	47	0	65.0	
TOTAL	52	31	356	0/0	0	28	2	64.3	TOTAL	34	13	173	3/20	1	47	0	65.0	
PASS RECEIVING	NO		YDS	AVG	LG	TD												
W. Chrebet	8		121	15.1	28	0												
K. Johnson	7		73	10.4	25	0												
D. Ward	5		61	12.2	26	0												
C. Martin	4		39	9.8	27	0												
K. Byars	3		33	11.0	19	0												
K. Brady	2		11	5.5	8	0												
A. Van Dyke	1		16	16.0	16	0												
D. Meggett	1		2	2.0	2	0												
TOTAL	31		356	11.5	28	0												
INTERCEPTIONS	NO		YDS	AVG	LG	TD												
TOTAL	0		0	0.0	—	0												
PUNTING	NO	YDS	AVG	NET	TB	IN20	LG											
J. Kidd	7	335	47.9	36.6	0	3	53											
TOTAL	7	335	47.9	36.6	0	3	53											
PUNT RETURNS	NO	YDS	AVG	FC	LG	TD												
D. Meggett	3	43	14.3	0	33	0												
(DOWNED)	3	0	0.0	0	—	0												
(OUT OF BOUNDS)	1	0	0.0	0	—	0												
RETURNS	3	43	14.3	0	33	0												
KICKOFF RETURNS	NO	YDS	AVG	FC	LG	TD												
D. Meggett	3	32	10.7	0	16	0												
B. Hamilton	1	14	14.0	0	14	0												
J. Farrior	1	0	0.0	0	0	0												
(TOUCHBACK)	1	0	0.0	0	—	0												
RETURNS	5	46	9.2	0	16	0												
Denver Broncos	Fum	Lost	Own Rec.	Yds	TD	FF	Opp. Rec.	Yds	TD	Out Bnds								
FUMBLES	0	0	0	0	0	0	0	0	0	0								
T. Braxton	0	0	0	0	0	0	0	0	0	0								
J. Elway	1	0	0	-6	0	0	0	0	0	0								
T. Davis	0	0	1	0	0	0	0	0	0	0								
T. Rouen	1	0	1	0	0	0	0	0	0	0								
B. Romanowski	0	0	0	0	0	1	1	-2	0	0								
J. Mobley	0	0	0	0	0	0	1	0	0	0								
K. Burns	0	0	0	0	0	0	1	0	0	0								
S. Ahwatar	0	0	0	0	0	1	0	0	0	0								
A. Williams	0	0	0	0	0	1	0	0	0	0								
TOTAL	2	0	2	-6	0	3	4	-2	0	0								

FINAL TEAM STATISTICS													
JETS					BRONCOS								
TOTAL FIRST DOWNS					18	14	PUNTS Number and Average					7-47.9	8-39.6
By Rushing					1	8	Had Blocked					0	1
By Passing					17	6	FGs – PATS Had Blocked					0-0	0-0
By Penalty					0	0	TOTAL RETURN YARDAGE (Not Including Kickoffs)					43	127
THIRD DOWN EFFICIENCY					3-12-25%	4-19-21%	No. and Yards Punt Returns					3-43	5-79
FOURTH DOWN EFFICIENCY					1-1-100%	1-4-25%	No. and Yards Kickoff Returns					5-46	1-28
TOTAL NET YARDS					370	331	No. and Yards Interception Returns					0-0	2-48
Total Offensive Plays (inc. times thrown passing)					65	75	PENALTIES Number and Yards					6-49	6-47
Average gain per offensive play					5.7	4.4	FUMBLES Number and Lost					4-4	2-0
NET YARDS RUSHING					14	178	TOUCHDOWNS					1	2
Total Rushing Plays					13	38	Rushing					0	1
Average gain per rushing play					1.1	4.7	Passing					1	1
NET YARDS PASSING					356	153	EXTRA POINTS Made-Attempts					1-1	2-2
Times thrown – yards lost attempting to pass					0-0	3-20	Kicking Made-Attempts					1-1	2-2
Gross yards passing					356	173	FIELD GOALS Made-Attempts					1-2	3-3
PASS ATTEMPTS-COMPLETIONS-HAD INTERCEPTED					52-31-2	34-13-0	SAFETIES					0	0
Average gain per pass play (inc. # thrown passing)					6.8	4.1	FINAL SCORE					10	23
KICKOFFS Number-In End Zone-Touchbacks					2-1-1	6-1-1	TIME OF POSSESSION					27:00	33:00



Denver 38, Miami 3

Saturday, Jan. 9, 1999 • 2:15 p.m. MST • Mile High Stadium • Denver

WEATHER: Sunny, 49°, Wind W 13 mph • ATTENDANCE: 75,729 • TIME: 2:48

1998 AFC Divisional Playoff Game

The Denver Broncos won their fifth consecutive postseason contest and advanced to the AFC Championship Game for the second year in a row with a record-setting 38-3 win against the Miami Dolphins in an AFC Divisional Playoff Game played before 75,729 raucous fans at Mile High Stadium.

The 35-point differential represented Denver's largest margin of victory in a postseason game and was punctuated by a defensive effort that limited Miami to just 14 yards on 13 carries for an average of 1.1 yards per rush that set a club playoff record. The three points allowed also were the fewest allowed by Denver in a postseason game.

The Broncos' offense was just as sharp, putting points on the board in all four quarters, including 14 in both the first and fourth quarters. Denver's two first-quarter touchdowns both came courtesy of Terrell Davis, who scored on runs of one and 20 yards, the latter of which would qualify for any highlight film as Davis juiced two Dolphins defenders with separate moves as he dashed to the end zone. Davis was, unequivocally, the offensive star, posting a franchise-record 199 yards on 21 carries that represented the fourth-highest single-game rushing output in NFL postseason history.

Miami closed the gap to 14-3 in the second quarter, scoring its only points of the game on a 22-yard Olinde Mare field goal, but Denver answered with an 11-play, 87-yard drive capped by Derek Loville's 11-yard touchdown run to increase its lead to 21-3 at halftime. The Broncos pushed the margin to 24-3 early in the third quarter when Jason Elam converted a 32-yard field goal and put the game out of reach early in the fourth quarter when John Elway hooked up with Rod Smith for a 28-yard touchdown play that was the quarterback's 25th career post-season touchdown, tying him for fourth place in NFL history.

The icing on the cake was provided when Neil Smith picked up a fumble forced by cornerback Darrius Johnson at the Broncos' 21-yard line and ran it back 79 yards for his first career playoff score. It gave the Broncos a 38-3 lead that held over the final 9:49 for Denver's largest postseason win in club history.

Tight end Shannon Sharpe led all Broncos with five catches while Smith posted a team-high 71 yards on four receptions. Defensively, Johnson and linebacker Bill Romanowski each intercepted Dan Marino. Johnson's 48-yard interception return was the second longest in Broncos postseason history.

OFFICIALS:

Referee — Bill Carrollo (63); Umpire — Ed Coukart (71); Head Linesman — Tony Veteri (36); Line Judge — Mark Steinkerchner (84); Field Judge — Boris Cheek (41); Side Judge — Ken Baker (91); Back Judge — Jeff Triplette (42).

DENVER BRONCOS

OFFENSE

WR 80 R. Smith
LT 77 T. Jones
LG 69 M. Schlereth
C 66 T. Nalen
RG 62 D. Neil
RT 74 H. Wayne
TE 84 S. Sharpe
WR 87 E. McCaffrey
QB 7 J. Elway
HB 30 T. Davis
FB 29 H. Griffith

DEFENSE

LE 96 H. Hasselbach
LT 94 K. Traylor
RE 98 M. Tanuvasa
WLB 51 J. Mobley
MLB 59 G. Cadrez
SLB 53 B. Romanowski
LCB 39 R. Crockett
RCB 21 D. Gordon
CB 25 D. Johnson
SS 34 T. Braxton
FS 27 S. Atwater

BRONCOS SUBSTITUTIONS: K 1 J. Elam, QB 6 B. Brister, P 16 T. Rouen, CB 20 T. James, RB 22 V. Hebron, CB 28 T. Paul, RB 31 D. Loville, RB 37 A. Lynn, FB 42 D. Smith, S 48 G. Coghill, LB 56 K. Burns, G 63 D. Diaz-Infante, T 78 M. Lepsis, WR 82 M. Nash, WR 85 W. Green, TE 86 B. Chamberlain, TE 89 D. Carswell, DE 90 N. Smith, DE 91 A. Williams, DT 93 T. Pryce, DE 95 M. Washington, DT 97 M. Lodish, LB 99 S. Joyner. **INACTIVE:** QB 14 B. Griesse, S 26 E. Brown, LB 54 N. Wayne, C 60 K.C. Jones, T 70 T. Teague, DE 73 C. Brown, G 79 C. Banks, WR 83 J. Armour.

MIAMI DOLPHINS

OFFENSE

WR 85 L. Thomas
LT 74 B. Smith
LG 60 J. Bock
C 61 T. Ruddy
RG 65 K. Donnalley
RT 76 J. Brown
TE 89 E. Perry
WR 81 O. McDuffie
QB 13 D. Marino
WR 86 O. Gadsden
FB 36 S. Pritchett

DEFENSE

LE 75 S. Burton
LT 72 B. Tanner
RT 92 D. Gardener
RE 79 K. Mixon
WLB 59 D. Rodgers
MLB 54 Z. Thomas
SLB 52 R. Jones
LCB 27 T. Buckley
RCB 29 S. Madison
SS 38 C. Jackson
FS 31 B. Marion

DOLPHINS SUBSTITUTIONS: P 8 K. Wilmsmeyer, K 10 O. Mare, QB 11 D. Huard, RB 20 J. Avery, S 21 R. Stewart, CB 23 P. Surtain, CB 24 J. Wilson, CB 28 R. Hill, RB 30 B. Parmalee, RB 33 K. Abdul-Jabbar, S 45 B. Walker, LB 50 D. Hollier, LB 51 A. Harris, LB 50 E. Brigrance, T 68 M. Sheldon, WR 80 I. Uwaezuoke, TE 82 F. Wainright, TE 83 H. Lusk, WR 88 N. Jacquet, DE 91 L. Bromell, DE 93 T. Armstrong, DE 96 D. Stubbs. **DID NOT PLAY:** QB 17 T. Doozon, T 67 B. Stokes. **INACTIVE:** QB 14 D. Gonzalez, CB 26 E. McDaniel, RB 34 R. Moore, FB 48 K. Karber, LB 53 L. Izzo, T 78 R. Nabb, TE 84 T. Drayton.

		1	2	3	4	OT	TOTAL	FIELD GOALS (made () & missed)	
VISITOR	Miami Dolphins	0	3	0	0	—	3	O. Mare	(22)
HOME	Denver Broncos	14	7	3	14	—	38	J. Elam	(32)

Team	Qtr	Clock Time	PLAY DESCRIPTION (Extra Point) (Drive Info)	SCORE Visitor	Home
BRONCOS	1	5:55	T. Davis 1 yd. run (J. Elam, kick) (14-92, 7:56)	0	7
BRONCOS	1	1:02	T. Davis 20 yd. run (J. Elam, kick) (4-66, 2:18)	0	14
DOLPHINS	2	10:07	O. Mare 22 yd. Field Goal (11-76, 5:55)	3	14
BRONCOS	2	4:39	D. Loville 11 yd. run (J. Elam, kick) (11-87, 5:28)	3	21
BRONCOS	3	11:52	J. Elam 32 yd. Field Goal (5-66, 3:08)	3	24
BRONCOS	4	13:23	R. Smith 28 yd. pass from J. Elway (J. Elam, kick) (5-52, 1:39)	3	31
BRONCOS	4	9:49	N. Smith 79 yd. fumble return (J. Elam, kick)	3	38

Final Individual Statistics																			
Miami Dolphins										Denver Broncos									
Rushing	Att	Yds	Avg	LG	TD	Rushing	Att	Yds	Avg	LG	TD								
B. Parmalee	7	14	2.0	12	0	T. Davis	21	199	9.5	62	2								
K. Abdul-Jabbar	3	5	1.7	3	0	D. Loville	8	34	4.3	11	1								
D. Huard	2	-2	-1.0	-1	0	J. Elway	3	19	6.3	11	0								
S. Pritchett	1	-3	-3.0	-3	0	B. Brister	6	-2	-0.3	2	0								
TOTAL	13	14	1.1	12	0	TOTAL	38	250	6.6	62	3								
Miami Dolphins										Denver Broncos									
Passing	Att	CMP	Yds	YD	TD	LG	IN	Rtg.	Passing	Att	CMP	Yds	YD	TD	LG	IN	Rtg.		
D. Marino	37	26	243	1/5	0	23	2	65.5	J. Elway	23	14	182	1/8	1	33	0	100.3		
TOTAL	37	26	243	1/5	0	23	2	65.5	TOTAL	23	14	182	1/8	1	33	0	100.3		
Pass Receiving										Pass Receiving									
	NO	YDS	AVG	LG	TD					NO	YDS	AVG	LG	TD					
O. McDuffie	9	118	13.1	23	0	S. Sharpe				5	38	7.6	10	0					
B. Parmalee	5	24	4.8	9	0	R. Smith				4	71	17.8	28	1					
O. Gadsden	4	36	9.0	14	0	E. McCaffrey				3	52	17.3	33	0					
L. Thomas	3	31	10.3	17	0	H. Griffith				1	14	14.0	14	0					
S. Pritchett	3	23	7.7	12	0	T. Davis				1	7	7.0	7	0					
N. Jacquet	1	6	6.0	6	0														
K. Abdul-Jabbar	1	5	5.0	5	0														
TOTAL	26	243	9.3	23	0	TOTAL				14	182	13.0	33	1					
Interceptions										Interceptions									
	NO	YDS	AVG	LG	TD					NO	YDS	AVG	LG	TD					
						D. Johnson				1	48	48.0	48	0					
						B. Romanowski				1	0	0.0	0	0					
TOTAL	0	0	0.0	—	0	TOTAL				2	48	24.0	48	0					
Punting										Punting									
	NO	YDS	AVG	NET	TB	IN20	LG			NO	YDS	AVG	NET	TB	IN20	LG			
K. Wilmsmeyer	5	228	45.6	42.8	0	2	56			T. Rouen	2	97	48.5	33.0	1	0	49		
TOTAL	5	228	45.6	42.8	0	2	56			TOTAL	2	97	48.5	33.0	1	0	49		
Punt Returns										Punt Returns									
	NO	YDS	AVG	FC	LG	TD				NO	YDS	AVG	FC	LG	TD				
T. Buckley	1	11	11.0	0	11	0				D. Gordon	2	14	7.0	1	13	0			
(TOUCHBACK)	1	0	0.0	0	—	0				(DOWNED)	1	0	0.0	0	—	0			
										(OUT OF BOUNDS)	1	0	0.0	0	—	0			
RETURNS	1	11	11.0	0	11	0				RETURNS	2	14	7.0	1	13	0			
Kickoff Returns										Kickoff Returns									
	NO	YDS	AVG	FC	LG	TD				NO	YDS	AVG	FC	LG	TD				
J. Avery	5	121	24.2	0	35	0				V. Hebron	1	19	19.0	0	19	0			
(TOUCHBACK)	2	0	0.0	0	—	0				(TOUCHBACK)	1	0	0.0	0	—	0			
RETURNS	5	121	24.2	0	35	0				RETURNS	1	19	19.0	0	19	0			
Miami Dolphins Fumbles										Denver Broncos Fumbles									
Own	Fum	Lost	Rec.	Yds	TD	FF	Opp. Rec.	Yds	TD	Own	Fum	Lost	Rec.	Yds	TD	FF	Opp. Rec.		
O. Gadsden	1	1	0	0	0	0	0	0	0	D. Johnson	0	0	0	0	0	1	0		

FINAL TEAM STATISTICS									
	DOLPHINS		BRONCOS			DOLPHINS		BRONCOS	
TOTAL FIRST DOWNS	14	24			PUNTS Number and Average	5-45.6	2-48.5		
By Rushing	1	13			Had Blocked	0	0		
By Passing	11	10			FGs – PATs Had Blocked	0	0-0		
By Penalty	2	1			TOTAL RETURN YARDAGE (Not Including Kickoffs)	11	62		
THIRD DOWN EFFICIENCY	2-10-20%	5-11-45%			No. and Yards Punt Returns	1-11	2-14		
FOURTH DOWN EFFICIENCY	1-2-50%	2-3-67%			No. and Yards Kickoff Returns	5-121	1-19		
TOTAL NET YARDS	252	424			No. and Yards Interception Returns	0-0	2-48		
Total Offensive Plays (inc. times thrown passing)	51	82			PENALTIES Number and Yards	10-57	5-48		
Average gain per offensive play	4.9	6.8			FUMBLES Number and Lost	1	0-0		
NET YARDS RUSHING	14	250			TOUCHDOWNS	0	5		
Total Rushing Plays	13	38			Rushing	0	3		
Average gain per rushing play	1.1	6.6			Passing	0	1		
NET YARDS PASSING	238	174			Fumbles	0	1		
Times thrown – yards lost attempting to pass	1-5	1-8			EXTRA POINTS Made-Attempts	0-0	5-5		
Gross yards passing	243	182			Kicking Made-Attempts	0-0	5-5		
PASS ATTEMPTS-COMPLETIONS-HAD INTERCEPTED	37-26-2	23-14-0			FIELD GOALS Made-Attempts	1-1	1-1		
Average gain per pass play (inc. # thrown passing)	6.3	7.3			SAFETIES	0	0		
KICKOFFS Number-In End Zone-Touchbacks	2-1-1	7-3-2			FINAL SCORE	3	38		
					TIME OF POSSESSION	27:36	32:24		

BRONCOS DEFENSIVE STATISTICS																	
(based on unofficial press box statistics)																	
PLAYER	UT	A	TT	S-YDS	I-YDS	PD	FF	FR	PLAYER	UT	A	TT	S-YDS	I-YDS	PD	FF	FR
D. Johnson	7	2	9	0-0	1-48	1	1	0	T. Pryce	0	2	2	0-0	0-0	0	0	0
T. Braxton	6	1	7	0-0	0-0	0	0	0	M. Tanuvasa	1	0	1	0-0	0-0	0	0	0
B. Romanowski	3	3	6	0-0	1-0	1	0	0	M. Washington	1	0	1	1-5	0-0	0	0	0
S. Alvaraz	3	1	4	0-0	0-0	1	0	1	A. Williams	0	1	0	0-0	0-0	0	0	0
R. Crockett	2	2	4	0-0	0-0	1	0	0	H. Hasselbach	0	1	1	0-0	0-0	0	0	0
D. Gordon	2	2	4	0-0	0-0	1	0	0	K. Burns	0	0	0	0-0	0-0	0	0	0
T. James	2	0	2	0-0	0-0	0	0	0	G. Coghill	0	0	0	0-0	0-0	0	0	0
J. Mobley	2	0	2	0-0	0-0	1	0	0	S. Joyner	0	0	0	0-0	0-0	0	0	0
K. Traylor	2	0	2	0-0	0-0	0	0	0	N. Smith	0	0	0	0-0	0-0	0	0	1
G. Cadrez	1	1	2	0-0	0-0	1	0	0	TEAM TOTALS	33	15	48	1-5	2-48	7	1	1



Denver 31, Green Bay 24

Sunday, Jan. 25, 1998 • 3:24 p.m. PST • Qualcomm Stadium • San Diego

WEATHER: Clear and Sunny, 67°, Wind WSW 8 mph • ATTENDANCE: 68,912 • TIME: 3:25

Super Bowl XXXII



The Denver Broncos won their first Super Bowl and became the first AFC team in 14 years to claim the Vince Lombardi Trophy as they used a powerful running game and a solid defensive performance to dethrone the defending Super Bowl champion Green Bay Packers 31-24 in front of 68,912 fans at Qualcomm Stadium in San Diego.

Denver running back Terrell Davis was named the game's Most Valuable Player in recognition of his 157-yard rushing effort, which included a Super Bowl-record three rushing touchdowns (each from one yard out). His three total touchdowns and 18 points tied Super Bowl records and were made even more remarkable by the fact that he missed almost the entire second quarter when he was sidelined by the onset of a migraine headache.

Both offenses displayed their talents immediately as Super Bowl XXXII became the first ever in which each team scored a touchdown on its opening possession. The Packers struck first when Brett Favre connected with Antonio Freeman on a 22-yard scoring pass, and the Broncos answered by driving 58 yards in 10 plays the first time they touched the ball, scoring on a 1-yard Davis touchdown run with 5:39 left in the first quarter.

The Broncos turned two Packers turnovers into 10 more points to take a 17-7 lead in the second quarter. The first opportunity was created when strong safety Tyrone Braxton intercepted a Favre pass, and eight plays later, John Elway rushed around right end for a 1-yard touchdown. Free safety Steve Atwater sacked Favre on the next Green Bay possession, forcing a fumble that was recovered by defensive end Neil Smith. Four plays later, Jason Elam converted a 51-yard field goal, the second-longest in Super Bowl history.

Green Bay pulled within 17-14 with a touchdown just before halftime and tied the score early in the third quarter on a 27-yard Ryan Longwell field goal. Denver broke the tie late in the third quarter on a 1-yard Davis touchdown run. After a Denver interception, Green Bay would move 85 yards in just four plays to tie the game at 24 early in the fourth quarter.

After the Denver defense turned back the Packers on their next two possessions, the Broncos set up shop at the Packers' 49-yard line for their game-winning drive. Five plays later, Davis scored his third touchdown of the day from one yard out to give Denver a 31-24 lead that would hold up over the final 1:45 for the victory.

OFFICIALS:

Referee — Ed Hochuli (85); **Umpire** — Jim Quirk (5); **Head Linesman** — John Schleyer (21); **Line Judge** — Ben Montgomery (117); **Back Judge** — Paul Baetz (22); **Side Judge** — Doug Toole (4); **Field Judge** — Don Dorkowski (113).

DENVER BRONCOS

OFFENSE

WR 80 R. Smith
LT 65 G. Zimmerman
LG 69 M. Schlereth
C 66 T. Nalen
RG 75 B. Habib
RT 77 T. Jones
TE 84 S. Sharpe
WR 87 E. McCaffrey
QB 7 J. Elway
RB 30 T. Davis
FB 29 H. Griffith

DEFENSE

LE 90 N. Smith
LT 94 K. Traylor
RT 98 M. Tanuvasa
RE 91 A. Williams
WLB 51 J. Mobley
MLB 57 A. Aldridge
SLB 53 B. Romanowski
LCB 39 R. Crockett
RCB 23 D. Gordon
SS 34 T. Braxton
FS 27 S. Atwater

BRONCOS SUBSTITUTIONS: K 1 J. Elam, P 16 T. Rouen, CB 21 R. Hilliard, RB 22 V. Hebron, CB 25 D. Johnson, CB 26 T. McKyer, RB 31 D. Loville, S 32 T. Veland, S 33 D. Dodge, RB 37 A. Lynn, FB 42 D. Smith, LB 56 K. Burns, LB 59 G. Cadrez, G 63 D. Diaz-Infante, T 74 H. Swayne, WR 81 P. Jeffers, WR 85 W. Green, TE 89 D. Carswell, DT 93 T. Pryce, DE 96 H. Hasselbach, DT 97 M. Lodish. **DID NOT PLAY:** QB 6 B. Brister, TE 86 B. Chamberlain. **INACTIVE:** QB 8 J. Lewis, LB 50 J. Hesse, LB 58 S. Russ, C/G 62 D. Neil, T 70 J. Brown, DE 72 E. Jones, WR 88 S. Wilson, DT 99 D. Richie.

GREEN BAY PACKERS

OFFENSE

WR 86 A. Freeman
LT 78 R. Verba
LG 73 A. Taylor
C 52 F. Winters
RG 63 A. Timmerman
RT 72 E. Dotson
TE 89 M. Chmura
WR 87 R. Brooks
QB 4 B. Favre
RB 25 D. Levens
FB 30 W. Henderson

DEFENSE

LE 92 R. White
DT 71 S. Dotson
DT 93 G. Brown
RE 98 G. Wilkins
LLB 54 S. Joyner
MLB 55 B. Harris
LLB 51 B. Williams
LCB 37 T. Williams
RCB 33 D. Evans
SS 36 L. Butler
FS 41 E. Robinson

PACKERS SUBSTITUTIONS: K 8 R. Longwell, P 17 C. Hentrich, RB 24 A. Hayden, CB 26 M. Collins, CB 28 R. Mullen, FB 32 T. Jervey, S 39 M. Prior, CB 42 D. Sharper, RB 44 C. Darkins, LB 53 G. Koonce, LB 56 L. Hollingquest, LS 60 R. Davis, C 62 M. Rivera, T 64 B. Wilkerson, WR 80 D. Mayes, TE 81 T. Davis, TE 83 J. Thomason, WR 85 T. Mickens, DE/DT 90 D. Holland, DT 94 B. Kuberski, DE 95 K. McKenzie. **DID NOT PLAY:** QB 13 S. Bono, C/G 67 J. Dellenbach. **INACTIVE:** QB 18 D. Pederson, WR 12 R. Anderson, S 38 B. McLumry, G 70 J. Andruzzi, T 77 J. Michaels, WR 84 B. Schroeder, DE 97 P. Frase, DT 99 J. Smith.

		1	2	3	4	OT	TOTAL	FIELD GOALS (made () & missed)	
VISITOR	Green Bay Packers	7	7	3	7	—	24	R. Longwell	(27)
HOME	Denver Broncos	7	10	7	7	—	31	J. Elam	(51)
Team	Qtr	Clock Time	PLAY DESCRIPTION (Extra Point) (Drive Info)	SCORE					
				Visitor	Home				
PACKERS	1	10:58	A. Freeman 22 yd. pass from B. Favre (R. Longwell, kick) (8-76, 4:02)	7	0				
BRONCOS	1	5:39	T. Davis 1 yd. run (J. Elam, kick) (10-58, 5:19)	7	7				
BRONCOS	2	14:55	J. Elway 1 yd. run (J. Elam, kick) (8-45, 4:54)	7	14				
BRONCOS	2	12:21	J. Elam 51 yd. Field Goal (4-0, 1:02)	7	17				
PACKERS	2	0:12	M. Chmura 6 yd. pass from B. Favre (R. Longwell, kick) (17-95, 7:26)	14	17				
PACKERS	3	11:59	R. Longwell 27 yd. Field Goal (7-17, 2:42)	17	17				
BRONCOS	3	0:34	T. Davis 1 yd. run (J. Elam, kick) (13-92, 7:12)	17	24				
PACKERS	4	13:32	A. Freeman 13 yd. pass from B. Favre (R. Longwell, kick) (4-85, 1:39)	24	24				
BRONCOS	4	1:45	T. Davis 1 yd. run (J. Elam, kick) (5-49, 1:42)	24	31				

FINAL INDIVIDUAL STATISTICS

Green Bay Packers												Denver Broncos															
RUSHING	ATT	YDS	AVG	LG	TD	RUSHING	ATT	YDS	AVG	LG	TD	RUSHING	ATT	YDS	AVG	LG	TD	RUSHING	ATT	YDS	AVG	LG	TD				
D. Levens	19	90	4.7	16	0	T. Davis	30	157	5.2	27	3	J. Elway	5	17	3.4	10	1	V. Hebron	3	3	1.0	2	0				
R. Brooks	1	5	5.0	5	0	H. Griffith	1	2	2.0	2	0	T. Davis	5	17	3.4	10	1	H. Griffith	1	2	2.0	2	0				
TOTAL	20	95	4.8	16	0	TOTAL	39	179	4.6	27	4	TOTAL	39	179	4.6	27	4	TOTAL	39	179	4.6	27	4				
PASSING	ATT	CMP	YDS	TD	LG	INT	Rtg.	PASSING	ATT	CMP	YDS	TD	LG	INT	Rtg.	PASSING	ATT	CMP	YDS	TD	LG	INT	Rtg.				
B. Favre	42	25	256	1/1	3	27	1	91.0	J. Elway	22	12	123	0/0	0	36	1	51.9	J. Elway	22	12	123	0/0	0	36	1	51.9	
TOTAL	42	25	256	1/1	3	27	1	91.0	TOTAL	22	12	123	0/0	0	36	1	51.9	TOTAL	22	12	123	0/0	0	36	1	51.9	
PASS RECEIVING	NO	YDS	AVG	LG	TD	PASS RECEIVING	NO	YDS	AVG	LG	TD	PASS RECEIVING	NO	YDS	AVG	LG	TD	PASS RECEIVING	NO	YDS	AVG	LG	TD				
A. Freeman	9	126	14.0	27	2	S. Sharpe	5	38	7.6	12	0	S. Sharpe	5	38	7.6	12	0	A. Freeman	9	126	14.0	27	2				
D. Levens	6	56	9.3	22	0	E. McCaffrey	2	45	22.5	36	0	E. McCaffrey	2	45	22.5	36	0	D. Levens	6	56	9.3	22	0				
M. Chmura	4	43	10.8	21	1	T. Davis	2	8	4.0	4	0	T. Davis	2	8	4.0	4	0	M. Chmura	4	43	10.8	21	1				
R. Brooks	3	16	5.3	10	0	H. Griffith	1	23	23.0	23	0	H. Griffith	1	23	23.0	23	0	R. Brooks	3	16	5.3	10	0				
W. Henderson	2	9	4.5	7	0	V. Hebron	1	5	5.0	5	0	V. Hebron	1	5	5.0	5	0	W. Henderson	2	9	4.5	7	0				
T. Mickens	1	6	6.0	6	0	D. Carswell	1	4	4.0	4	0	D. Carswell	1	4	4.0	4	0	T. Mickens	1	6	6.0	6	0				
TOTAL	25	256	10.2	27	3	TOTAL	12	123	10.3	36	0	TOTAL	12	123	10.3	36	0	TOTAL	25	256	10.2	27	3				
INTERCEPTIONS	NO	YDS	AVG	LG	TD	INTERCEPTIONS	NO	YDS	AVG	LG	TD	INTERCEPTIONS	NO	YDS	AVG	LG	TD	INTERCEPTIONS	NO	YDS	AVG	LG	TD				
E. Robinson	1	17	17.0	17	0	T. Braxton	1	0	0.0	0	0	T. Braxton	1	0	0.0	0	0	E. Robinson	1	17	17.0	17	0				
TOTAL	1	17	17.0	17	0	TOTAL	1	0	0.0	0	0	TOTAL	1	0	0.0	0	0	TOTAL	1	17	17.0	17	0				
PUNTING	NO	YDS	AVG	NET	TB	IN20	LG	PUNTING	NO	YDS	AVG	NET	TB	IN20	LG	PUNTING	NO	YDS	AVG	NET	TB	IN20	LG				
C. Hentrich	4	142	35.5	35.5	0	2	51	T. Rouen	4	146	36.5	36.5	0	2	47	C. Hentrich	4	142	35.5	35.5	0	2	51				
TOTAL	4	142	35.5	35.5	0	2	51	TOTAL	4	146	36.5	36.5	0	2	47	TOTAL	4	142	35.5	35.5	0	2	51				
PUNT RETURNS	NO	YDS	AVG	FC	LG	TD	PUNT RETURNS	NO	YDS	AVG	FC	LG	TD	PUNT RETURNS	NO	YDS	AVG	FC	LG	TD							
R. Brooks	0	0	0.0	1	—	0	D. Gordon	0	0	0.0	2	—	0	R. Brooks	0	0	0.0	1	—	0	D. Gordon	0	0	0.0	2	—	0
(DOWNED)	3	0	0.0	0	—	0	R. Smith	0	0	0.0	1	—	0	(DOWNED)	3	0	0.0	0	—	0	R. Smith	0	0	0.0	1	—	0
RETURNS	0	0	0.0	1	—	0	RETURNS	0	0	0.0	3	—	0	RETURNS	0	0	0.0	3	—	0	RETURNS	0	0	0.0	3	—	0
KICKOFF RETURNS	NO	YDS	AVG	FC	LG	TD	KICKOFF RETURNS	NO	YDS	AVG	FC	LG	TD	KICKOFF RETURNS	NO	YDS	AVG	FC	LG	TD							
A. Freeman	6	104	17.3	0	22	0	V. Hebron	4	79	19.8	0	32	0	A. Freeman	6	104	17.3	0	22	0	V. Hebron	4	79	19.8	0	32	0
RETURNS	6	104	17.3	0	22	0	RETURNS	5	95	19.0	0	32	0	RETURNS	6	104	17.3	0	22	0	RETURNS	5	95	19.0	0	32	0
Green Bay Packers	Own	Opp.	Own	Opp.	Own	Opp.	Green Bay Packers	Own	Opp.	Own	Opp.	Own	Opp.	Green Bay Packers	Own	Opp.	Own	Opp.	Own	Opp.							
FUMBLES	Fum	Lost	Rec.	Yds	TD	FF	Rec.	Yds	TD	Bnds	FUMBLES	Fum	Lost	Rec.	Yds	TD	FF	Rec.	Yds	TD	Bnds						
B. Favre	1	1	0	0	0	0	0	0	0	0	N. Smith	0	0	0	0	0	0	1	0	0	0	0					
T. Williams	0	0	0	0	0	1	1	0	0	0	S. Atwater	0	0	0	0	0	1	0	0	0	0	0					
A. Freeman	1	1	0	0	0	0	0	0	0	0	T. Davis	1	1	0	0	0	0	0	0	0	0	0					
TOTAL	2	2	0	0	0	1	1	0	0	0	T. McKyer	0	0	0	0	0	1	0	0	0	0	0					
TOTAL	2	2	0	0	0	1	1	0	0	0	TOTAL	1	1	0	0	0	2	2	0	0	0	0					

FINAL TEAM STATISTICS

	PACKERS		BRONCOS			PACKERS		BRONCOS	
TOTAL FIRST DOWNS	21	21	PUNTS Number and Average			4-35.5	4-36.5		
By Rushing	4	14	Had Blocked			0	0		
By Passing	14	5	FGs - PATs Had Blocked			0-0	0-0		
By Penalty	3	2	TOTAL RETURN YARDAGE (Not Including Kickoffs)			17	0		
THIRD DOWN EFFICIENCY	5-14-36%	5-10-50%	No. and Yards Punt Returns			0-0	0-0		
FOURTH DOWN EFFICIENCY	0-1-0%	0-0-0%	No. and Yards Kickoff Returns			6-104	5-95		
TOTAL NET YARDS	350	302	No. and Yards Interception Returns			1-17	1-0		
Total Offensive Plays (inc. times thrown passing)	63	61	PENALTIES Number and Yards			9-59	7-65		
Average gain per offensive play	5.6	5.0	FUMBLES Number and Lost			2-2	1-1		
NET YARDS RUSHING	95	179	TOUCHDOWNS			3	4		
Total Rushing Plays	20	39	Rushing			0	4		
Average gain per rushing play	4.8	4.6	Passing			3	0		
NET YARDS PASSING	255	123	EXTRA POINTS Made-Attempts			3-3	4-4		
Times thrown - yards lost attempting to pass	1-1	0-0	Kicking Made-Attempts			3-3	4-4		
Gross yards passing	256	123	FIELD GOALS Made-Attempts			1-1	1-1		
PASS ATTEMPTS-COMPLETIONS-HAD INTERCEPTED	42-25-1	22-12-1	SAFETIES			0	0		
Average gain per pass play (inc. # thrown passing)	5.9	5.6	FINAL SCORE			24	31		
KICKOFFS Number-In End Zone-Touchbacks	5-0-0	6-0-0	TIME OF POSSESSION			27:35	32:25		

BRONCOS DEFENSIVE STATISTICS

(based on unofficial press box statistics)

PLAYER	UT	A	TT	S-YDS	I-YDS	PD	FF	FR	PLAYER	UT	A	TT	S-YDS	I-YDS	PD	FF	FR
T. Braxton	6	1	7	0-0	1-0	1	0	0	D. Johnson	1	0	1	0-0	0-0	0	0	0
S. Atwater	6	0	6	1-1	0-0	2	1	0	M. Tanuvasa	1	0	1	0-0	0-0	0	0	0
R. Crockett	6	0	6	0-0	0-0	1	0	0	N. Smith	0	0	0	0-0	0-0	0	0	0
J. Mobley	6	0	6	0-0	0-0	1	0	0	K. Burns	0	0	0	0-0	0-0	0	0	0
B. Romanowski	4	1	5	0-0	0-0	1	0	0	G. Cadrez	0	0	0	0-0	0-0	0	0	0
A. Aldridge	4	0	4	0-0	0-0	0	0	0	D. Dodge	0	0	0	0-0	0-0	0	0	0
D. Gordon	3	0	3	0-0	0-0	1	0	0	R. Hilliard	0	0	0	0-0	0-0	0	0	0
M. Lodish	2	0	2	0-0	0-0	0	0	0	T. McKyer	0	0	0	0-0	0-0	0	0	0
K. Traylor	2	0	2	0-0	0-0	0	0	0	T. Pryce	0	0	0	0-0	0-0	0	0	0
A. Williams	1	1	2	0-0	0-0	0	0	0	TEAM TOTALS	43	3	46	1-1	1-0	7	1	1
H. Hasselbach	1	0	1	0-0	0-0	0	0	0									



Denver 24, Pittsburgh 21

Sunday, Jan. 11, 1998 • 12:35 p.m. EST • Three Rivers Stadium • Pittsburgh

WEATHER: Sunny, 38°, Wind SW 3 mph • ATTENDANCE: 61,382 • TIME: 2:59

1997 AFC Championship Game

The Denver Broncos advanced to their fifth Super Bowl—and their first since 1989—with a 24-21 victory against the Pittsburgh Steelers in the AFC Championship Game in front of 61,382 fans at Three Rivers Stadium. The Broncos became just the fifth Wild Card team to reach to the Super Bowl since the Wild Card format was established in 1970.

Denver quarterback John Elway was intercepted by Levon Kirkland on the game's second play, but the Steelers failed to capitalize when Norm Johnson's 38-yard field goal attempt sailed wide to the left. Denver then got on the board when Davis, who rushed for 139 yards to become the club's all-time postseason rushing leader, capped a 6-play, 72-yard drive with an 8-yard scoring run on its second possession.

Pittsburgh evened the score on its next possession when quarterback Kordell Stewart rushed 33 yards around right end for a touchdown to punctuate a 6-play, 65-yard drive that covered 3:02. The Steelers then broke the tie early in the second quarter when Jerome Bettis powered his way into the end zone from one yard out to put the finishing touches on an 11-play, 68-yard drive that lasted 4:46 and put them ahead 14-7.

The Broncos scored the game's next 17 points and put the game away as the defense held up its end of the bargain down the stretch.

The scoring began with a 43-yard Jason Elam field goal with 8:20 remaining in the first half. After each team pointed on its next possession, Denver got the ball back when Ray Crockett intercepted a Stewart bomb in the end zone, setting up a 14-point assault that sent Denver to the locker room ahead 24-14. Elway connected with Howard Griffith for a 15-yard touchdown with 1:47 remaining before finding Ed McCaffrey for a 1-yard touchdown with 13 seconds left in the half.

Denver rode that 24-14 lead into the fourth quarter before the Steelers scored the only points of the second half on a 14-yard Stewart-to-Charles Johnson touchdown pass with 2:46 remaining. But the Broncos succeeded in running out the clock on their final possession and established a new franchise record with their 15th win of the season.

Elway tied Roger Staubach for fourth place on the NFL's all-time list for postseason touchdown passes (24) with his two on the day, and the Broncos' three interceptions tied the franchise postseason record for most in a game. Three different Denver players also registered one sack in the win.

OFFICIALS:

Referee — Ron Blum (7); Umpire — Bob Boylston (101); Head Linesman — Mark Baltz (26); Line Judge — Ron Winter (82); Back Judge — Bill Lovett (98); Side Judge — Dave Wyant (16); Field Judge — Don Hakes (96).

DENVER BRONCOS

OFFENSE

WR 80 R. Smith
LT 65 G. Zimmerman
LG 69 M. Schlereth
C 66 T. Nalen
RG 75 B. Habib
RT 77 T. Jones
TE 84 S. Sharpe
WR 87 E. McCaffrey
QB 7 J. Elway
HB 30 T. Davis
FB 29 H. Griffith

DEFENSE

LE 90 N. Smith
LT 94 K. Traylor
RT 98 M. Tanuvasa
RE 91 A. Williams
WLB 51 J. Mobley
MLB 57 A. Aldridge
SLB 53 B. Romanowski
LCB 39 R. Crockett
RCB 23 D. Gordon
FS 27 S. Atwater
SS 34 T. Braxton

BRONCOS SUBSTITUTIONS: K 1 J. Elam, P 16 T. Rouen, CB 21 R. Hilliard, RB 22 V. Hebron, CB 25 D. Johnson, CB 26 T. McKyer, RB 31 D. Loville, S 32 T. Veland, S 33 D. Dodge, RB 37 A. Lynn, FB 42 D. Smith, LB 56 K. Burns, LB 59 G. Cadrez, G/C 63 D. Diaz-Infante, T 74 H. Swayne, WR 81 P. Jeffers, WR 85 W. Green, TE 86 B. Chamberlain, TE 89 D. Carswell, DT 93 T. Pryce, DE 96 H. Hasselbach, DT 97 M. Lodish. **DID NOT PLAY:** QB 6 B. Brister. **INACTIVE:** QB 8 J. Lewis, LB 50 J. Hesse, LB 58 S. Russ, G 62 D. Neil, T 70 J. Brown, DE 72 E. Jones, WR 88 S. Wilson, DT 99 D. Richie.

PITTSBURGH STEELERS

OFFENSE

WR 82 Y. Thigpen
LT 65 J. Jackson
LG 77 W. Wolford
C 63 D. Dawson
RG 68 B. Stai
RT 73 J. Strzelczyk
TE 87 M. Bruener
WR 81 C. Johnson
QB 10 K. Stewart
FB 34 T. Lester
RB 36 J. Bettis

DEFENSE

LE 74 N. Harrison
NT 93 J. Steed
RE 76 K. Henry
LOLB 92 J. Gildon
LILB 99 L. Kirkland
RILB 50 E. Holmes
ROLB 54 D. Jones
LCB 30 C. Scott
RCB 37 C. Lake
SS 40 M. Bell
FS 39 M. Perry

STEELERS SUBSTITUTIONS: P 4 J. Miller, K 9 N. Johnson, QB 18 M. Tomczak, WR 19 A. Coleman, CB 24 C. Oldham, RB 25 F. McAfee, CB 27 J.B. Brown, DB 29 R. Fuller, FB 38 J. Witman, DB 41 L. Flowers, TE 46 T. Sadowski, LB 51 C. Emmons, LB 53 S. Conley, LB 55 J. Olsavsky, OL 62 T. Myslinski, C 66 J. Sweeney, DE 71 O. Royce, TE 84 K. Botkin, WR 88 C. Hawkins, WR 89 W. Blackwell, DE 96 M. Vrabel, LB 98 O. Gibson. **DID NOT PLAY:** CB 21 D. Woolford. **INACTIVE:** QB 11 M. Quinn, WR 17 C. Marsh, RB 43 G. Jones, T 67 J. Stephens, OL 79 P. Wiggins, WR 83 C. Holliday, LB 95 G. Lloyd, DE 97 R. Manuel.

		1	2	3	4	OT	TOTAL	FIELD GOALS (made () & missed)	
VISITOR	Denver Broncos	7	17	0	0	—	24	J. Elam	(43)
HOME	Pittsburgh Steelers	7	7	0	7	—	21	N. Johnson	38WL

Team	Qtr	Clock Time	PLAY DESCRIPTION (Extra Point) (Drive Info)	SCORE Visitor	Home
BRONCOS	1	9:18	T. Davis 8 yd. run (J. Elam, kick) (6-72, 3:15)	7	0
STEELERS	1	6:16	K. Stewart 33 yd. run (N. Johnson, kick) (6-65, 3:02)	7	7
STEELERS	2	12:42	J. Bettis 1 yd. run (N. Johnson, kick) (11-68, 4:46)	7	14
BRONCOS	2	8:20	J. Elam 43 yd. Field Goal (11-45, 4:22)	10	14
BRONCOS	2	1:47	H. Griffith 15 yd. pass from J. Elway (J. Elam, kick) (5-80, 2:53)	17	14
BRONCOS	2	0:13	E. McCaffrey 1 yd. pass from J. Elway (J. Elam, kick) (4-54, 0:30)	24	14
STEELERS	4	2:46	C. Johnson 14 yd. pass from K. Stewart (N. Johnson, kick) (10-79, 2:57)	24	21

FINAL INDIVIDUAL STATISTICS

Denver Broncos										Pittsburgh Steelers															
RUSHING	ATT	YDS	AVG	LG	TD					RUSHING	ATT	YDS	AVG	LG	TD										
T. Davis	26	139	5.3	43	1					J. Bettis	23	105	4.6	16	1										
J. Elway	2	9	4.5	10	0					K. Stewart	3	44	14.7	33	1										
V. Hebron	2	2	1.0	2	0					F. McAfee	1	12	12.0	12	0										
TOTAL	30	150	5.0	43	1					TOTAL	27	161	6.0	33	2										
PASSING	ATT	CMP	YDS	TKD/YD	TD	LG	IN	Rtg.					PASSING	ATT	CMP	YDS	TKD/YD	TD	LG	IN	Rtg.				
J. Elway	31	18	210	2/15	2	20	1	86.8					K. Stewart	36	18	201	3/8	1	27	3	41.6				
TOTAL	31	18	210	2/15	2	20	1	86.8					TOTAL	36	18	201	3/8	1	27	3	41.6				
PASS RECEIVING	NO		YDS	AVG	LG	TD					PASS RECEIVING	NO		YDS	AVG	LG	TD								
R. Smith	6		87	14.5	20	0					Y. Thigpen	6		92	15.3	27	0								
E. McCaffrey	5		37	7.4	11	1					C. Hawkins	4		30	7.5	9	0								
S. Sharpe	3		49	16.3	18	0					C. Johnson	3		34	11.3	14	1								
H. Griffith	2		26	13.0	15	1					W. Blackwell	2		19	9.5	16	0								
V. Hebron	1		9	9.0	9	0					M. Bruener	1		16	16.0	16	0								
T. Davis	1		2	2.0	2	0					T. Lester	1		7	7.0	7	0								
												J. Bettis	1		3	3.0	3								
TOTAL	18		210	11.7	20	2					TOTAL	18		201	11.2	27	1								
INTERCEPTIONS	NO		YDS	AVG	LG	TD					INTERCEPTIONS	NO		YDS	AVG	LG	TD								
T. Braxton	1		6	6.0	6	0					L. Kirkland	1		0	0.0	0	0								
A. Aldridge	1		0	0.0	0	0																			
R. Crockett	1		0	0.0	0	0																			
TOTAL	3		6	2.0	6	0					TOTAL	1		0	0.0	0	0								
PUNTING	NO	YDS	AVG	NET	TB	IN20	LG					PUNTING	NO	YDS	AVG	NET	TB	IN20	LG						
T. Rouen	5	157	31.4	27.6	0	1	48					J. Miller	4	168	42.0	37.3	0	0	51						
TOTAL	5	157	31.4	27.6	0	1	48					TOTAL	4	168	42.0	37.3	0	0	51						
PUNT RETURNS	NO	YDS	AVG	FC	LG	TD					PUNT RETURNS	NO	YDS	AVG	FC	LG	TD								
D. Gordon	2	19	9.5	0	19	0					W. Blackwell	1	19	19.0	0	19	0								
(DOWNED)	2	0	0.0	0	—	0					C. Hawkins	0	0	0.0	1	—	0								
										(DOWNED)	2	0	0.0	0	—	0									
										(OUT OF BOUNDS)	1	0	0.0	0	—	0									
RETURNS	2	19	9.5	0	19	0					RETURNS	1	19	19.0	1	19	0								
KICKOFF RETURNS	NO	YDS	AVG	FC	LG	TD					KICKOFF RETURNS	NO	YDS	AVG	FC	LG	TD								
V. Hebron	4	69	17.3	0	25	0					W. Blackwell	3	52	17.3	0	24	0								
										J. Witman	1	10	10.0	0	10	0									
										(TOUCHBACK)	1	0	0.0	0	—	0									
RETURNS	4	69	17.3	0	25	0					RETURNS	4	62	15.5	0	24	0								
Denver Broncos	Fum	Lost	Own Rec.	Yds	TD	FF	Opp. Rec.	Yds	TD	Out Bnds					Pittsburgh Steelers	Fum	Lost	Own Rec.	Yds	TD	Out Bnds				
T. Davis	1	1	0	0	0	0	0	0	0	0					D. Perry	0	0	0	0	0	1	1	0	0	0
D. Gordon	1	0	0	0	0	0	0	0	0	0					K. Stewart	1	1	0	0	0	0	0	0	0	0
R. Crockett	0	0	1	1	0	0	0	0	0	0															
N. Smith	0	0	0	0	0	1	0	0	0	0															
M. Lodish	0	0	0	0	0	0	1	0	0	0															
TOTAL	2	1	1	1	0	1	1	0	0	0					TOTAL	1	1	0	0	0	1	1	0	0	0



Denver 14, Kansas City 10

Sunday, Jan. 4, 1998 • 3 p.m. CST • Arrowhead Stadium • Kansas City, Mo.

WEATHER: Overcast, 32° (wind chill 26°), Wind NW 6 mph • ATTENDANCE: 76,965 • TIME: 2:59

1997 AFC Divisional Playoff Game

The Denver Broncos posted their first road playoff win in 11 years—and only the second in franchise history—with a 14-10 victory against Kansas City in front of 76,965 fans at Arrowhead Stadium. Denver advanced to its first AFC Championship Game since 1991 on the strength of two Terrell Davis touchdowns, which tied the franchise postseason record for the second week in a row, and a defensive effort that limited the Chiefs to just 10 points that tied for the fewest allowed in club playoff history.

Davis broke a scoreless tie late in the second quarter, plowing into the end zone from one yard out to give Denver a 7-0 lead with 1:56 remaining in the half to cap an 8-play, 65-yard drive that covered 4:51 on the clock. Key to the drive was a 17-yard John Elway completion to Rod Smith on third-and-7 that gave the Broncos a first down at the Kansas City 4-yard line.

The Chiefs, limited to 58 yards of total offense in the first half, came out strong in the third quarter, moving the ball to the Denver 6-yard line before settling for a 20-yard Pete Stoyanovich field goal. Kansas City struck again late in the quarter when Elvis Grbac found tight end Tony Gonzalez in the back of the end zone for a 12-yard score, marking the Chiefs' only touchdown.

Denver, however, answered on its ensuing possession by driving 49 yards in six plays for what proved to be the game-winning touchdown. The key play of the drive was a 43-yard Elway-to-Ed McCaffrey completion on third-and-5 from the Chiefs' 44-yard line that gave Denver a first down at the Kansas City 1-yard line.

After two unsuccessful attempts from close range, Davis muscled his way through the middle of the Chiefs' line for his second touchdown of the day and the fifth of his career in the postseason to establish a franchise record.

Kansas City had possession three more times in the game but was turned back each occasion by the Broncos' defense after reaching Denver's 31 (punt), their own 36 (punt) and the Broncos' 20-yard line with 0:19 left (downs). The final play was a pass to the end zone on fourth-and-2 that was knocked down by Darrien Gordon, ending the Chiefs' hopes and propelling Denver to the AFC title game.

Elway, with 170 passing yards, moved into second place in NFL postseason history in that category. He surpassed both Terry Bradshaw (3,833) and Jim Kelly (3,863) to finish the day at 3,940 career passing yards in the playoffs.

OFFICIALS:

Referee — Jerry Markbreit (9); **Umpire** — Bob Wagner (100); **Head Linesman** — Terry Gierke (72); **Line Judge** — Walt Anderson (66); **Back Judge** — Al Jury (106); **Side Judge** — Mike Pereira (77); **Field Judge** — Bill Schmitz (122).

DENVER BRONCOS

OFFENSE

WR 80 R. Smith
LT 65 G. Zimmerman
LG 69 M. Schlereth
C 66 T. Nalen
RG 75 B. Habib
RT 77 T. Jones
TE 84 S. Sharpe
WR 87 E. McCaffrey
QB 7 J. Elway
HB 30 T. Davis
FB 29 H. Griffith

DEFENSE

LE 90 N. Smith
LT 94 K. Traylor
RT 98 M. Tanuvasa
RE 91 A. Williams
WLB 51 J. Mobley
MLB 57 A. Aldridge
SLB 53 B. Romanowski
LCB 39 R. Crockett
RCB 23 D. Gordon
FS 27 S. Atwater
SS 34 T. Braxton

BRONCOS SUBSTITUTIONS: K 1 J. Elam, P 16 T. Rouen, CB 21 R. Hilliard, RB 22 V. Hebron, CB 25 D. Johnson, CB 26 T. McKyer, RB 31 D. Loville, S 32 T. Veland, S 33 D. Dodge, RB 37 A. Lynn, FB 42 D. Smith, LB 56 K. Burns, LB 59 G. Cadrez, G/C 63 D. Diaz-Infante, T 74 H. Swayne, WR 81 P. Jeffers, WR 85 W.Green, TE 86 B. Chamberlain, TE 89 D. Carswell, DT 93 T. Pryce, DE 96 H. Hasselbach, DT 97 M. Lodish. **DID NOT PLAY:** QB 6 B. Brister. **INACTIVE:** QB 8 J. Lewis, LB 50 J. Hesse, LB 58 S. Russ, G 62 D. Neil, T 70 J. Brown, DE 72 E. Jones, WR 88 S. Wilson, DT 99 D. Richie.

KANSAS CITY CHIEFS

OFFENSE

SE 89 A. Rison
LT 69 J. Criswell
LG 79 D. Szott
C 61 T. Grunhard
RG 68 W. Shields
RT 62 G. Parker
TE 48 T. Popson
FL 80 L. Dawson
QB 11 E. Grbac
FB 38 K. Anders
HB 27 G. Hill

DEFENSE

LT 99 V. Booker
RT 75 J. Phillips
RE 92 D. Williams
LLB 58 D. Thomas
ILB 53 W. Simmons
MLB 59 D. Edwards
RLB 50 A. Davis
LCB 34 D. Carter
RCB 40 J. Hasty
SS 25 R. Tongue
FS 21 J. Woods

CHIEFS SUBSTITUTIONS: P 5 L. Aguiar, K 10 P. Stoyanovich, CB 29 M. McMillian, FB 30 D. Bennett, RB 32 M. Allen, CB 45 B. Brooks, S 47 T. Scott, FB 49 T. Richardson, LB 51 G. Manusky, LB 54 T. Simien, G 64 R. Tamm, DT 71 T. Barndt, T 74 S. Wallace, DE 77 P. McDaniels, TE 82 D. Walker, WR 83 D. Hughes, WR 84 J. Horn, WR 87 T. Vanover, TE 88 T. Gonzalez, LB 90 T. Wooden, DE 93 J. Browning. **DID NOT PLAY:** QB 12 R. Gannon, DT 95 M. Dean Perry. **INACTIVE:** QB 8 B. Tolliver, QB 17 P. Barnes, CB 44 D. Anderson, C 65 J. Smith, T 70 M. Spears, T 72 N. Parks, WR 81 K. Lockett, DT 91 T. Parten.

		1	2	3	4	OT	TOTAL	FIELD GOALS (made () & missed)	
VISITOR	Denver Broncos	0	7	0	7	—	14	P. Stoyanovich 44WL (20)	
HOME	Kansas City Chiefs	0	0	10	0	—	10		
Team	Qtr	Clock Time	PLAY DESCRIPTION (Extra Point) (Drive Info)				SCORE		
BRONCOS	2	1:56	T. Davis 1 yd. run (J. Elam, kick) (8-65, 4:51)				7	0	
CHIEFS	3	9:42	P. Stoyanovich 20 yd. Field Goal (11-67, 5:18)				7	3	
CHIEFS	3	0:10	T. Gonzalez 12 yd. pass from E. Grbac (P. Stoyanovich, kick) (4-65, 1:35)				7	10	
BRONCOS	4	12:32	T. Davis 1 yd. run (J. Elam, kick) (6-49, 2:38)				14	10	

Final Individual Statistics																				
Denver Broncos										Kansas City Chiefs										
Rushing	Att	Yds	Avg	Lg	TD					Rushing	Att	Yds	Avg	Lg	TD					
T. Davis	25	101	4.0	41	2					M. Allen	12	37	3.1	14	0					
H. Griffith	4	9	2.3	4	0					E. Grbac	4	22	5.5	11	0					
D. Loville	2	0	0.0	3	0					K. Anders	3	9	3.0	6	0					
J. Elway	1	-1	-1.0	-1	0					D. Bennett	3	4	1.3	8	0					
										L. Aguiar	1	3	3.0	3	0					
										G. Hill	1	2	2.0	2	0					
TOTAL	32	109	3.4	41	2					TOTAL	24	77	3.2	14	0					
Passing	Att	Cmp	Yds	TKD/YD	TD	Lg	In	Rtg.		Passing	Att	Cmp	Yds	TKD/YD	TD	Lg	In	Rtg.		
J. Elway	19	10	170	1/7	0	43	0	83.2		E. Grbac	37	24	260	4/34	1	50	0	94.4		
TOTAL	19	10	170	1/7	0	43	0	83.2		TOTAL	37	24	260	4/34	1	50	0	94.4		
Pass Receiving	No		Yds	Avg	Lg	TD				Pass Receiving	No		Yds	Avg	Lg	TD				
E. McCaffrey	3		56	18.7	43	0				A. Rison	8		110	13.8	34	0				
S. Sharpe	2		33	16.4	22	0				T. Popson	5		26	5.2	13	0				
R. Smith	2		19	9.5	17	0				T. Gonzalez	3		26	8.7	12	1				
D. Carswell	1		26	26.0	26	0				L. Dawson	2		20	10.0	12	0				
W. Green	1		19	19.0	19	0				K. Anders	2		4	2.0	3	0				
T. Davis	1		17	17.0	17	0				J. Horn	1		50	50.0	50	0				
										D. Hughes	1		13	13.0	13	0				
										M. Allen	1		8	8.0	8	0				
										T. Vanover	1		3	3.0	3	0				
TOTAL	10		170	17.0	43	0				TOTAL	24		260	10.8	50	1				
Interceptions	No		Yds	Avg	Lg	TD				Interceptions	No		Yds	Avg	Lg	TD				
TOTAL	0		0	0.0	—	0				TOTAL	0		0	0.0	—	0				
Punting	No	Yds	Avg	Net	TB	IN20	LG			Punting	No	Yds	Avg	Net	TB	IN20	LG			
T. Rouen	6	217	36.2	31.2	1	2	51			L. Aguiar	5	232	46.4	39.2	0	2	62			
TOTAL	6	217	36.2	31.2	1	2	51			TOTAL	5	232	46.4	39.2	0	2	62			
Punt Returns	No	Yds	Avg	FC	Lg	TD				Punt Returns	No	Yds	Avg	FC	Lg	TD				
D. Gordon	1	36	36.0	1	36	0				T. Vanover	1	10	10.0	1	10	0				
(DOWNED)	3	0	0.0	0	—	0				(DOWNED)	3	0	0.0	0	—	0				
(TOUCHBACK)	1	0	0.0	0	—	0				(TOUCHBACK)	1	0	0.0	0	—	0				
Returns	1	36	36.0	1	36	0				Returns	1	10	10.0	1	10	0				
Kickoff Returns	No	Yds	Avg	FC	Lg	TD				Kickoff Returns	No	Yds	Avg	FC	Lg	TD				
V. Hebron	2	51	25.5	0	28	0				T. Vanover	3	69	23.0	0	25	0				
D. Loville	1	20	20.0	0	20	0														
RETURNS	3	71	23.7	0	28	0				RETURNS	3	69	23.0	0	25	0				
Denver Broncos	Fum	Lost	Own Rec.	Yds	TD	FF	Rec.	Yds	TD	Out Bnds	Kansas City Chiefs	Fum	Lost Rec.	Yds	TD	FF	Rec.	Yds	TD	Out Bnds
FUMBLES	Fum	Lost	Rec.	Yds	TD	FF	Rec.	Yds	TD	Bnds	FUMBLES	Fum	Lost Rec.	Yds	TD	FF	Rec.	Yds	TD	Bnds
T. Davis	2	0	2	0	0	0	0	0	0	0	D. Williams	0	0	0	0	1	0	0	0	0
A. Lynn	0	0	0	0	0	1	0	0	0	0	T. Vanover	1	0	1	0	0	0	0	0	0
J. Elway	1	1	0	0	0	0	0	0	0	0	J. Woods	0	0	0	0	1	0	0	0	0
N. Smith	0	0	0	0	0	1	0	0	0	0	A. Davis	0	0	0	0	0	1	0	0	0
D. Loville	1	1	0	0	0	0	0	0	0	0	E. Grbac	1	0	0	0	0	0	0	0	0
											G. Parker	0	0	1	0	0	0	0	0	0
											J. Brownning	0	0	0	0	1	0	0	0	0
											R. Tongue	0	0	0	0	0	1	0	0	0
TOTAL	4	2	2	0	0	2	0	0	0	0	TOTAL	2	0	2	0	0	3	2	0	0

Final Team Statistics																				
Broncos										Chiefs										
TOTAL FIRST DOWNS										16	18									
By Rushing										6	4									
By Passing										7	10									
By Penalty										3	4									
THIRD DOWN EFFICIENCY										5-11-45%	5-15-33%									
FOURTH DOWN EFFICIENCY										0-0-0%	1-3-33%									
TOTAL NET YARDS										272	303									
Total Offensive Plays (inc. times thrown passing)										52	65									
Average gain per offensive play										5.2	4.7									
NET YARDS RUSHING										109	77									
Total Rushing Plays										32	24									
Average gain per rushing play										3.4	3.2									
NET YARDS PASSING										163	226									
Times thrown – yards lost attempting to pass										1-7	4-34									
Gross yards passing										170	260									
PASS ATTEMPTS-COMPLETIONS-HAD INTERCEPTED										19-10-0	37-24-0									
Average gain per pass play (inc. # thrown passing)										8.2	5.5									
KICKOFFS Number-In End Zone-Touchbacks										3-0-0	3-1-0									
PUNTS Number and Average											6-36.2									
Had Blocked											0-0									
FGs – PATs Had Blocked											0-0									
TOTAL RETURN YARDAGE (Not Including Kickoffs)											36									
No. and Yards Punt Returns											1-36									
No. and Yards Kickoff Returns											3-71									
No. and Yards Interception Returns											0-0									
PENALTIES Number and Yards											8-64									
FUMBLES Number and Lost											4-2									
TOUCHDOWNS											2									
Rushing											2									
Passing											0									
EXTRA POINTS Made-Attempts											2-2									
Kicking Made-Attempts											2-2									
FIELD GOALS Made-Attempts											0-0									
SAFETIES											0									
FINAL SCORE											14									
TIME OF POSSESSION											28:54									

Broncos Defensive Statistics																			
(based on unofficial press box statistics)																			
Player	UT	A	TT	S-YDS	I-YDS	PD	FF	FR		Player	UT	A	TT	S-YDS	I-YDS	PD	FF	FR	
J. Mobley	7	0	7	0-0	0-0	0	0	0		M. Tanuvasa	2	0	2	0-0	0-0	0	0	0	
T. Braxton	5	1	6	0-0	0-0	0	0	0		A. Williams	2	0	2	2-14	0-0	0	0	0	
D. Gordon	5	0	5	0-0	0-0	2	0	0		D. Johnson	1	0	1	0-0	0-0	0	0	0	
B. Romanowski	5	0	5	0-0	0-0	0	0	0		M. Lodish	1	0	1	0-0	0-0	0	0	0	
A. Aldridge	4	1	5	0-0	0-0	0	0	0		K. Burns	0	0	0	0-0	0-0	0	0	0	
R. Crockett	4	0	4	0-0	0-0	0	0	0		G. Cadrez	0	0	0	0-0	0-0	0	0	0	
N. Smith	4	0	4	2-20	0-0	0	0	1		T. McKyer	0	0	0	0-0	0-0	0	0	0	
K. Traylor	3	0	3	0-0	0-0	0	0	0		T. Pryce	0	0	0	0-0	0-0	0	0	0	
S. Atwater	2	1	3	0-0	0-0	0	0	0		T. Veland	0	0	0	0-0	0-0	0	0	0	
H. Hasselbach	2	0	2	0-0	0-0	0	0	0		TEAM TOTALS	47	3	50	4-34	0-0	2	0	0	



Denver 42, Jacksonville 17

Saturday, Dec. 27, 1997 • 2:05 p.m. MST • Mile High Stadium • Denver

Weather: Partly Cloudy, 44° (wind chill 19°), Wind N 30 mph • Attendance: 74,481 • Time: 3:02

1997 AFC Wild Card Playoff Game

The Denver Broncos advanced to the AFC Divisional Playoff Round by literally running the Jacksonville Jaguars out of town as they piled up a club postseason-record 310 rushing yards en route to a 42-17 victory in front of 74,481 fans at Mile High Stadium. Denver set numerous team postseason records during the contest, including new standards for rushing attempts (49), total yards (511), points in a quarter (21; 4th qtr.), total points (42), first downs (28), rushing first downs (18) and third-down efficiency (75%), while the 237 yards allowed by the defense was the second-lowest total in Denver's 21-game playoff history.

The Broncos scored touchdowns on each of their first three possessions, racking up a 21-0 lead on 32 offensive plays during which time the Jaguars ran only six plays. Terrell Davis capped Denver's opening drive with a 2-yard touchdown run, and Rod Smith punctuated the next drive when he reeled in a 43-yard touchdown pass from John Elway. The lead was increased to 21-0 when Davis—who set franchise postseason records for rushing attempts (31), rushing yards (184) and longest run from scrimmage (59) before leaving in the third quarter with bruised ribs—tied the franchise records for rushing touchdowns and total touchdowns in a postseason game with his second of the day.

The Jaguars answered by scoring the game's next 17 points. Jacksonville scored on a 1-yard Natrone Means touchdown run in the second quarter, a 38-yard Mike Hollis field goal early in the third quarter and a blocked punt by safety Travis Davis, who returned it 29 yards for a touchdown to pull the Jaguars to within 21-17 with 9:16 left in the third quarter.

But the Broncos dominated from there as Derek Loville took over for the injured Davis and slashed his way to 103 yards (second most by a Bronco in the postseason) on 11 attempts and scored two fourth-quarter touchdowns on runs of 25 and eight yards to tie the club touchdown record already achieved in the game by Davis. Vaughn Hebron then got into the act, scoring Denver's fifth rushing touchdown of the day on a 6-yard run with 1:11 remaining to push the lead to its final margin of 42-17. With Davis' 184 rushing yards and Loville's 103, Denver became just the third team in NFL postseason history to boast two 100-yard rushers in the same game. Additionally, Denver's 40:59 possession time and its 310 rushing yards both were the fifth-highest totals recorded in an NFL playoff game.

OFFICIALS:

Referee — Bernie Kukar (86); **Umpire** — Jeff Rice (44); **Head Linesman** — John Schleyer (21); **Line Judge** — Tom Barnes (55); **Back Judge** — Tom Sifferman (118); **Side Judge** — Doug Toole (4); **Field Judge** — Bill Leavy (127).

DENVER BRONCOS

OFFENSE

WR 80 R. Smith
LT 65 G. Zimmerman
LG 69 M. Schlereth
C 66 T. Nalen
RG 75 B. Habib
RT 77 T. Jones
TE 84 S. Sharpe
WR 87 E. McCaffrey
QB 7 J. Elway
RB 30 T. Davis
FB 29 H. Griffith

DEFENSE

LE 90 N. Smith
LT 94 K. Traylor
RT 98 M. Tanuvasa
RE 91 A. Williams
WLB 51 J. Mobley
MLB 57 A. Aldridge
SLB 53 B. Romanowski
LCB 39 R. Crockett
RCB 23 D. Gordon
FS 27 S. Atwater
SS 34 T. Braxton

BRONCOS SUBSTITUTIONS: K 1 J. Elam, QB 6 B. Brister, P 16 T. Rouen, CB 21 R. Hilliard, RB 22 V. Hebron, CB 25 D. Johnson, CB 26 T. McKeyer, RB 31 D. Loville, S 32 T. Veland, S 33 D. Dodge, RB 37 A. Lynn, FB 42 D. Smith, LB 56 K. Burns, LB 59 G. Cadrez, G 63 D. Diaz-Infante, T 74 H. Swayne, WR 81 P. Jeffers, WR 85 W. Green, TE 86 B. Chamberlain, TE 89 D. Carswell, DT 93 T. Pryce, DE 96 H. Hasselbach, DT 97 M. Lodish. **INACTIVE:** QB 8 J. Lewis, LB 50 J. Hesse, LB 58 S. Russ, C/G 62 D. Neil, T 70 J. Brown, DE 72 E. Jones, WR 88 S. Wilson, DT 99 D. Richie.

JACKSONVILLE JAGUARS

OFFENSE

WR 82 J. Smith
LT 71 T. Boselli
LG 62 B. Coleman
C 79 D. Widell
RG 76 R. Tylski
RT 72 L. Searcy
TE 83 P. Mitchell
WR 87 K. McCardell
QB 8 M. Brunell
RB 20 N. Means
TE 88 D. Jones

DEFENSE

LE 56 J. Lageman
LT 97 R. Wynn
RT 93 E. Tualo
RE 96 C. Simmons
SLB 51 K. Hardy
MLB 58 B. Schwartz
WLB 50 E. Robinson
LCB 41 D. Thomas
RCB 27 D. Figures
SS 45 T. Davis
FS 37 C. Hudson

JAGUARS SUBSTITUTIONS: K 1 M. Hollis, P 4 B. Barker, CB 21 A. Beasley, RB 23 R. Jordan, CB 26 K. Devine, S 28 D. Hall, DB 32 M. Logan, RB 33 J. Stewart, FB 49 T. Hallock, LB 52 B. Boyer, LB 54 J. Hamilton, LB 57 J. Kopp, G/T 67 J. Novak, WR 80 W. Jackson, WR 81 W. Moore, WR 84 R. Barlow, TE 85 R. Griffith, DE 90 T. Brackens, DT 91 S. Payne, DT 95 J. White, DE 99 J. Smeenge. **DO NOT PLAY:** QB 11 R. Johnson, G/T 78 T. Fordham. **INACTIVE:** QB 16 S. Matthews, CB 25 C. Anderson, S 29 R. Parker, FB 31 D. Shelton, G 68 M. Nori, G 73 B. DeMarco, TE 86 D. Brown, DE 98 J. Threats.

		1	2	3	4	OT	TOTAL	FIELD GOALS (made () & missed)	
VISITOR	Jacksonville Jaguars	0	7	10	0	—	17	M. Hollis	(38)
HOME	Denver Broncos	14	7	0	21	—	42		
Team	Qtr	Clock Time	PLAY DESCRIPTION (Extra Point) (Drive Info)				SCORE		
							Visitor	Home	
BRONCOS	1	7:39	T. Davis 2 yd. run (J. Elam, kick) (15-73, 7:21)				0	7	
BRONCOS	1	2:37	R. Smith 43 yd. pass from J. Elway (J. Elam, kick) (6-60, 4:07)				0	14	
BRONCOS	2	10:46	T. Davis 5 yd. run (J. Elam, kick) (11-92, 5:16)				0	21	
JAGUARS	2	5:09	N. Means 1 yd. run (M. Hollis, kick) (9-79, 5:37)				7	21	
JAGUARS	3	13:33	M. Hollis 38 yd. Field Goal (4-7, 1:27)				10	21	
JAGUARS	3	9:16	T. Davis 29 yd. blocked punt return (M. Hollis, kick)				17	21	
BRONCOS	4	13:21	D. Loville 25 yd. run (J. Elam, kick) (2-48, 0:37)				17	28	
BRONCOS	4	3:43	D. Loville 8 yd. run (J. Elam, kick) (10-80, 5:28)				17	35	
BRONCOS	4	1:11	V. Hebron 6 yd. run (J. Elam, kick) (2-9, 0:49)				17	42	

FINAL INDIVIDUAL STATISTICS

Jacksonville Jaguars												Denver Broncos																
RUSHING	ATT	YDS	AVG	LG	TD	RUSHING	ATT	YDS	AVG	LG	TD	RUSHING	ATT	YDS	AVG	LG	TD	RUSHING	ATT	YDS	AVG	LG	TD					
N. Means	10	40	4.0	14	1	T. Davis	31	184	5.9	59	2	N. Means	10	40	4.0	14	1	T. Davis	31	184	5.9	59	2					
J. Stewart	1	6	6.0	6	0	D. Loville	11	103	9.4	44	2	J. Stewart	1	6	6.0	6	0	D. Loville	11	103	9.4	44	2					
M. Brunell	3	4	1.3	5	0	V. Hebron	6	23	3.8	6	1	M. Brunell	3	4	1.3	5	0	V. Hebron	6	23	3.8	6	1					
						J. Elway	1	0	0.0	0	0							J. Elway	1	0	0.0	0	0					
TOTAL	14	50	3.6	14	1	TOTAL	49	310	6.3	59	5	TOTAL	14	50	3.6	14	1	TOTAL	49	310	6.3	59	5					
PASSING	ATT	CMP	YDS	TD	LG	IN	Rtg.	PASSING	ATT	CMP	YDS	TD	LG	IN	Rtg.	PASSING	ATT	CMP	YDS	TD	LG	IN	Rtg.					
M. Brunell	32	18	203	3/16	0	37	62.4	J. Elway	24	16	223	3/22	1	43	0	110.2	M. Brunell	32	18	203	3/16	0	37	62.4				
TOTAL	32	18	203	3/16	0	37	62.4	TOTAL	24	16	223	3/22	1	43	0	110.2	TOTAL	32	18	203	3/16	0	37	62.4				
PASS RECEIVING	NO	YDS	AVG	LG	TD	PASS RECEIVING	NO	YDS	AVG	LG	TD	PASS RECEIVING	NO	YDS	AVG	LG	TD	PASS RECEIVING	NO	YDS	AVG	LG	TD					
K. McCardell	6	55	9.2	20	0	T. Davis	4	11	2.8	6	0	K. McCardell	6	55	9.2	20	0	T. Davis	4	11	2.8	6	0					
J. Smith	6	55	9.2	16	0	R. Smith	3	99	33.0	43	1	J. Smith	6	55	9.2	16	0	R. Smith	3	99	33.0	43	1					
J. Stewart	3	46	15.3	26	0	E. McCaffrey	2	33	16.5	25	0	J. Stewart	3	46	15.3	26	0	E. McCaffrey	2	33	16.5	25	0					
D. Jones	1	37	37.0	37	0	W. Green	2	32	16.0	22	0	D. Jones	1	37	37.0	37	0	W. Green	2	32	16.0	22	0					
P. Mitchell	1	7	7.0	7	0	S. Sharpe	2	29	14.5	23	0	P. Mitchell	1	7	7.0	7	0	S. Sharpe	2	29	14.5	23	0					
N. Means	1	3	3.0	3	0	H. Griffith	2	9	4.5	8	0	N. Means	1	3	3.0	3	0	H. Griffith	2	9	4.5	8	0					
						D. Loville	1	10	10.0	10	0							D. Loville	1	10	10.0	10	0					
TOTAL	18	203	12.7	37	0	TOTAL	16	223	13.9	43	1	TOTAL	18	203	12.7	37	0	TOTAL	16	223	13.9	43	1					
INTERCEPTIONS	NO	YDS	AVG	LG	TD	INTERCEPTIONS	NO	YDS	AVG	LG	TD	INTERCEPTIONS	NO	YDS	AVG	LG	TD	INTERCEPTIONS	NO	YDS	AVG	LG	TD					
						D. Gordon	1	0	0.0	0	0							D. Gordon	1	0	0.0	0	0					
TOTAL	0	0	0.0	—	0	TOTAL	1	0	0.0	0	0	TOTAL	0	0	0.0	—	0	TOTAL	1	0	0.0	0	0					
PUNTING	NO	YDS	AVG	NET	TB	IN20	LG	PUNTING	NO	YDS	AVG	NET	TB	IN20	LG	PUNTING	NO	YDS	AVG	NET	TB	IN20	LG					
B. Barker	4	118	29.5	26.0	0	1	35	T. Rouen	2	99	49.5	47.0	0	1	53	B. Barker	4	118	29.5	26.0	0	1	35					
								(BLOCKED)	1	0	0.0	0.0	0	0	0													
TOTAL	4	118	29.5	26.0	0	1	35	TOTAL	3	99	33.0	31.3	0	1	53	TOTAL	4	118	29.5	26.0	0	1	35					
PUNT RETURNS	NO	YDS	AVG	FC	LG	TD	PUNT RETURNS	NO	YDS	AVG	FC	LG	TD	PUNT RETURNS	NO	YDS	AVG	FC	LG	TD	PUNT RETURNS	NO	YDS	AVG	FC	LG	TD	
R. Barlow	1	5	5.0	0	5	0	D. Gordon	1	14	14.0	0	14	0	R. Barlow	1	5	5.0	0	5	0	D. Gordon	1	14	14.0	0	14	0	
(DOWNED)	1	0	0.0	—	0	0	(DOWNED)	1	0	0.0	0	—	0	(DOWNED)	1	0	0.0	0	—	0	(DOWNED)	1	0	0.0	0	—	0	
								(OUT OF BOUNDS)	2	0	0.0	0	—	0	(OUT OF BOUNDS)	2	0	0.0	0	—	0	(OUT OF BOUNDS)	2	0	0.0	0	—	0
RETURNS	1	5	5.0	0	5	0	RETURNS	1	14	14.0	0	14	0	RETURNS	1	5	5.0	0	5	0	RETURNS	1	14	14.0	0	14	0	
KICKOFF RETURNS	NO	YDS	AVG	FC	LG	TD	KICKOFF RETURNS	NO	YDS	AVG	FC	LG	TD	KICKOFF RETURNS	NO	YDS	AVG	FC	LG	TD	KICKOFF RETURNS	NO	YDS	AVG	FC	LG	TD	
R. Barlow	3	118	39.3	0	58	0	V. Hebron	3	87	29.0	0	51	0	R. Barlow	3	118	39.3	0	58	0	V. Hebron	3	87	29.0	0	51	0	
M. Logan	3	44	14.7	0	18	0	(TOUCHBACK)	1	0	0.0	0	—	0	M. Logan	3	44	14.7	0	18	0	(TOUCHBACK)	1	0	0.0	0	—	0	
T. Hallock	1	6	6.0	0	6	0								T. Hallock	1	6	6.0	0	6	0								
D. Jones	0	-2	-2.0	0	-2	0								D. Jones	0	-2	-2.0	0	-2	0								
RETURNS	7	166	23.7	0	58	0	RETURNS	3	87	29.0	0	51	0	RETURNS	7	166	23.7	0	58	0	RETURNS	3	87	29.0	0	51	0	
Jacksonville Jaguars	Own	Fumbles	Fum	Lost	Rec.	Yds	TD	Opp.	FF	Rec.	Yds	TD	Out	Denver Broncos	Own	Fumbles	Fum	Lost	Rec.	Yds	TD	Opp.	FF	Rec.	Yds	TD	Out	
C. Simmons	0	0	0	0	0	0	1	0	0	0	0	0	0	J. Elway	3	2	1	-10	0	0	0	0	0	0	0	0		
C. Hudson	0	0	0	0	0	1	0	0	0	0	0	0	0	A. Aldridge	0	0	0	0	0	0	0	1	0	0	0			
R. Wynn	0	0	0	0	0	0	1	0	0	0	0	0	0															
M. Brunell	1	1	0	0	0	0	0	0	0	0	0	0	0															
D. Thomas	0	0	0	0	0	0	1	0	0	0	0	0	0															
TOTAL	1	1	0	0	0	2	2	0	0	0	0	0	0	TOTAL	3	2	1	-10	0	0	0	1	0	0	0			

FINAL TEAM STATISTICS

	JAGUARS	BRONCOS		JAGUARS	BRONCOS
TOTAL FIRST DOWNS	14	28	PUNTS Number and Average	4-29.5	3-33
By Rushing	3	18	Had Blocked	0	1
By Passing	9	8	FGs - PATS Had Blocked	0-0	0-0
By Penalty	2	2	TOTAL RETURN YARDAGE (Not Including Kickoffs)	5	14
THIRD DOWN EFFICIENCY	3-10-30%	12-16-75%	No. and Yards Punt Returns	1-5	1-14
FOURTH DOWN EFFICIENCY	0-1-0%	1-1-100%	No. and Yards Kickoff Returns	7-166	3-87
TOTAL NET YARDS	237	511	PENALTIES Number and Yards	0-0	1-0
Total Offensive Plays (inc. times thrown passing)	49	76	FUMBLES Number and Lost	9-54	9-94
Average gain per offensive play	4.8	6.7	TOUCHDOWNS	1-1	3-2
NET YARDS RUSHING	50	310	Rushing	1	5
Total Rushing Plays	14	49	Passing	0	1
Average gain per rushing play	3.6	6.3	Other (Blocked Kicks, etc.)	2	0
NET YARDS PASSING	187	201	EXTRA POINTS Made-Attempts	2-2	6-6
Times thrown - yards lost attempting to pass	3-16	3-22	Kicking Made-Attempts	2-2	6-6
Gross yards passing	203	223	FIELD GOALS Made-Attempts	1-1	0-0
PASS ATTEMPTS-COMPLETIONS-HAD INTERCEPTED	32-18-1	24-16-0	SAFETIES	0	0
Average gain per pass play (inc. # thrown passing)	5.3	7.4	FINAL SCORE	17	42
KICKOFFS Number-In End Zone-Touchbacks	4-1-1	7-0-0	TIME OF POSSESSION	19:01	40:59

BRONCOS DEFENSIVE STATISTICS

(based on unofficial press box statistics)																										
PLAYER									PLAYER																	
UT	A	TT	S-YDS	I-YDS	PD	FF	FR		UT	A	TT	S-YDS	I-YDS	PD	FF	FR		UT	A	TT	S-YDS	I-YDS	PD	FF	FR	
J. Mobley	4	2	6	0-0	0-0	0	0	0	R. Crockett	1	0	1	0-0	0-0	0	0	0									
D. Gordon	5	0	5	1-8	1-0	4	0	0	T. Pryce	1	0	1	1-0	0-0	0	0	0									
B. Romanowski	3	1	4	0-0	0-0	0	0	0	A. Williams	1	0	1	0-0	0-0	0	0	0									
K. Traylor	3	1	4	0-0	0-0	1	0	0	H. Hasselbach	0	1	1	0-0	0-0	0	0	0									
N. Smith	2	1	3	0-0	0-0	1	0	0	K. Burns	0	0	0	0-0	0-0	0	0	0									
G. Cadrez	2	0	2	0-0	0-0	0	0	0	D. Johnson	0	0	0	0-0	0-0	1	0	0									
M. Tanuvasa	1	1	2	1-8	0-0	0	0	0	M. Lodish	0	0	0	0-0	0-0	0	0	0									
S. Atwater	0	2	2	0-0	0-0	2	0	0	T. McKyer	0	0	0	0-0	0-0	0	0	0									
A. Aldridge	1	0	1	0-0	0-0	0	1	0	T. Veland	0	0	0	0-0	0-0	0	0	0									
T. Braxton	1	0	1	0-0	0-0	0	0	0	TEAM TOTALS	25	9	34	3-16	1-0	9	1	0									



Jacksonville 30, Denver 27

Saturday, Jan. 4, 1997 • 2:05 p.m. MST • Mile High Stadium • Denver

WEATHER: Sunny, 46°, Wind NW 15 mph • ATTENDANCE: 75,678 • TIME: 3:02

1996 AFC Divisional Playoff Game

The Denver Broncos' most successful season since 1991 came to a surprising end at the hands of the Jacksonville Jaguars with a 30-27 loss in an AFC Divisional Playoff Game in front of 75,678 stunned fans at Mile High Stadium.

The loss was Denver's first of the season at home and only its second ever at home in the postseason.

The contest began on a promising note for the Broncos as they scored on two of their first three possessions to take a 12-0 lead into the second quarter. First, Vaughn Hebronn scored his first-ever postseason touchdown on a 1-yard plunge on fourth down. During that drive, Terrell Davis set a franchise record for the longest postseason run with a 47-yard scamper. On Denver's next possession, Shannon Sharpe hauled in an 18-yard touchdown from John Elway to produce the 12-point lead.

The Jaguars proceeded to score on five unanswered possessions (three field goals and two touchdowns) to take a 23-12 lead at the 10:51 mark of the fourth quarter.

The Broncos responded with a 9-play, 57-yard drive that was capped by a 2-yard touchdown run by Davis, who then tacked on the two-point conversion himself to cut the deficit to 3, 23-20. But then Mark Brunell connected with Jimmy Smith for a touchdown on a critical third-and-5 play at the Broncos' 16-yard line with 3:39 remaining in the game to restore a 10-point advantage.

The Broncos again pulled to within three points when Elway found Ed McCaffrey in the end zone for a 15-yard touchdown with 1:50 left, but Denver's magic ran out as the Jaguars held on for the 30-27 win.

During the contest, Elway, who played in his franchise-record 15th postseason game, passed Terry Bradshaw for fourth place on the all-time NFL postseason list for pass attempts. He finished the day with 226 yards on 25-of-38 passing with two touchdowns. Davis gained 91 yards on the ground with one touchdown and safety Tyrone Braxton led the Broncos with 11 tackles on defense, but those efforts were not enough to overcome Jacksonville's onslaught.

Natrone Means, who led Jacksonville's 203-yard rushing attack, totaled 140 yards on 21 carries (6.7 avg.). Brunell added 44 more yards on seven rushes and completed 18-of-29 (62.1%) passes for 245 yards with two touchdowns for the Jaguars, who posted 443 yards of total offense.

OFFICIALS:

Referee — Red Cashion (43); **Umpire** — Art Demmas (78); **Line Judge** — Byron Boston (18); **Side Judge** — Laird Hayes (125); **Head Linesman** — Sid Semon (109); **Back Judge** — Tim Mills (80); **Field Judge** — John Robison (46).

DENVER BRONCOS

OFFENSE

WR 83 A. Miller
LT 65 G. Zimmermann
LG 69 M. Schlereth
C 66 T. Nalen
RG 75 B. Habib
RT 76 B. Thompson
TE 84 S. Sharpe
WR 87 E. McCaffrey
QB 7 J. Elway
HB 30 T. Davis
FB 29 A. Craver

DEFENSE

LE 90 D. Williams
LT 97 M. Lodish
RT 95 M. Perry
RE 91 A. Williams
WLB 51 J. Mobley
MLB 57 A. Aldridge
SLB 53 B. Romanowski
LCB 39 R. Crockett
RCB 48 L. Washington
FS 27 S. Atwater
SS 34 T. Braxton

BRONCOS SUBSTITUTIONS: K 1 J. Elam, P 16 T. Rouen, CB 20 T. James, CB 21 R. Hilliard, RB 22 V. Hebronn, CB 25 D. Johnson, S 31 R. Jones, S 37 T. Hauck, RB 38 R. Rivers, LB 56 K. Burns, LB 59 G. Cadrez, T 70 J. Brown, DT 79 J. Geathers, WR 80 R. Smith, WR 82 P. Jeffers, TE 86 B. Chamberlain, WR 88 M. Sherrard, TE 89 D. Carswell, DE 94 J. Robinson, DE 96 H. Hasselbach, DT 98 M. Tanuvasa. **DID NOT PLAY:** QB 8 J. Lewis, G 63 D. Diaz-Infante. **INACTIVE:** QB 11 T. Rubley, FB 42 D. Smith, LB 54 B. Hager, G 64 R. Tamm, DT 67 M. Campbell, T/G 68 R. McElroy, DT 72 E. Jones, WR 81 T. Kinchen.

JACKSONVILLE JAGUARS

OFFENSE

WR 82 J. Smith
LT 71 T. Boselli
LG 62 B. Coleman
C 79 D. Widell
RG 76 R. Tylski
RT 72 L. Searcy
TE 86 D. Brown
WR 87 K. McCardell
QB 8 M. Brunell
RB 20 N. Means
FB 35 L. Maston

DEFENSE

LE 56 J. Lageman
LT 92 D. Davey
RT 64 J. Jurkovic
RE 96 C. Simmons
SLB 51 K. Hardy
MLB 55 T. McManus
WLB 50 E. Robinson
LCB 21 A. Beasley
RCB 25 M. Washington
SS 28 D. Hall
FS 37 C. Hudson

JAGUARS SUBSTITUTIONS: K 1 M. Hollis, P 4 B. Barker, CB 22 B. Brooks, RB 23 R. Jordan, FS 30 D. Studstill, RB 33 J. Stewart, CB 40 R. Massey, CB 42 R. Bell, FS 45 T. Davis, LB 52 B. Boyer, LB 57 J. Kopp, C 63 M. Cheever, G 73 B. DeMarco, WR 80 W. Jackson, TE 82 P. Mitchell, WR 84 R. Barlow, TE 85 R. Griffith, WR 88 K. Bullard, DE 90 T. Brackens, DE 91 P. Frase, DT 94 K. Pritchett. **DID NOT PLAY:** QB 11 R. Johnson, C/T 87 J. Novak. **INACTIVE:** QB 5 T. Philcox, LB 54 T. Hallock, C/G 66 G. Huntington, T 74 J. Herndon, FB 81 C. Griffin, WR 89 C. Marsh, DE 93 E. Logan, DE 98 J. White.

		1	2	3	4	OT	TOTAL	FIELD GOALS (made () & missed)	
VISITOR	Jacksonville Jaguars	0	13	7	10	—	30	M. Hollis	(46) (42) (22)
HOME	Denver Broncos	12	0	0	15	—	27		

Team	Qtr	Clock Time	PLAY DESCRIPTION (Extra Point) (Drive Info)	SCORE Visitor	Home
BRONCOS	1	6:22	V. Hebronn 1 yd. run (No good, blocked) (6-50, 2:58)	0	6
BRONCOS	1	0:33	S. Sharpe 18 yd. pass from J. Elway (2-pt. Att. Failed) (7-64, 3:52)	0	12
JAGUARS	2	11:15	M. Hollis 46 yd. Field Goal (10-50, 4:18)	3	12
JAGUARS	2	2:58	N. Means 8 yd. run (M. Hollis, kick) (10-80, 5:21)	10	12
JAGUARS	2	0:10	M. Hollis 42 yd. Field Goal (5-65, 0:47)	13	12
JAGUARS	3	8:51	K. McCardell 31 yd. pass from M. Brunell (M. Hollis, kick) (7-75, 3:18)	20	12
JAGUARS	4	10:51	M. Hollis 22 yd. Field Goal (17-88, 8:32)	23	12
BRONCOS	4	7:37	T. Davis 2 yd. run (T. Davis, run) (9-57, 3:14)	23	20
JAGUARS	4	3:39	J. Smith 16 yd. pass from M. Brunell (M. Hollis, kick) (9-74, 3:58)	30	20
BRONCOS	4	1:50	E. McCaffrey 15 yd. pass from J. Elway (J. Elam, kick) (8-80, 1:49)	30	27

FINAL INDIVIDUAL STATISTICS																														
Jacksonville Jaguars										Denver Broncos																				
RUSHING	ATT	YDS	AVG	LG	TD					RUSHING	ATT	YDS	AVG	LG	TD															
N. Means	21	140	6.7	21	1					T. Davis	14	91	6.5	47	1															
M. Brunell	7	44	6.3	29	0					J. Elway	5	30	6.0	19	0															
J. Stewart	8	19	2.4	5	0					V. Hebron	2	5	2.5	4	1															
TOTAL	36	203	5.6	29	1					TOTAL	21	126	6.0	47	1															
PASSING	ATT	CMP	YDS	TKD/YD	TD	LG	IN	Rtg.					PASSING	ATT	CMP	YDS	TKD/YD	TD	LG	IN	Rtg.									
M. Brunell	29	18	245	2/5	2	44	0	112.0					J. Elway	38	25	226	1/1	2	18	0	99.2									
TOTAL	29	18	245	2/5	2	44	0	112.0					TOTAL	38	25	226	1/1	2	18	0	99.2									
PASS RECEIVING			NO	YDS	AVG	LG	TD													PASS RECEIVING			NO	YDS	AVG	LG	TD			
K. McCardell			5	59	11.8	31	1													T. Davis			7	24	3.4	6	0			
N. Means			4	46	11.5	29	0													A. Miller			5	67	13.4	18	0			
J. Smith			3	71	23.7	44	1													E. McCaffrey			5	54	10.8	15	1			
W. Jackson			3	35	11.7	19	0													A. Craver			3	17	5.7	7	0			
P. Mitchell			2	9	4.5	8	0													S. Sharpe			2	31	15.5	18	1			
J. Stewart			1	25	25.0	25	0													D. Carswell			2	18	9.0	10	0			
																					R. Smith			1	15	15.0	15	0		
																					TOTAL			25	226	9.0	18	2		
INTERCEPTIONS			NO	YDS	AVG	LG	TD													INTERCEPTIONS			NO	YDS	AVG	LG	TD			
TOTAL			0	0	0.0	—	0													TOTAL			0	0	0.0	—	0			
PUNTING	NO	YDS	AVG	NET	TB	IN20	LG													PUNTING	NO	YDS	AVG	NET	TB	IN20	LG			
B. Barker	3	119	39.7	35.7	0	0	49													T. Rouen	5	213	42.6	38.0	1	3	52			
TOTAL	3	119	39.7	35.7	0	0	49													TOTAL	5	213	42.6	38.0	1	3	52			
PUNT RETURNS	NO	YDS	AVG	FC	LG	TD														PUNT RETURNS	NO	YDS	AVG	FC	LG	TD				
C. Hudson	1	3	3.0	2	3	0														R. Smith	2	12	6.0	0	6	0				
(DOWNED)	1	0	0.0	0	—	0														(OUT OF BOUNDS)	1	0	0.0	0	—	0				
(TOUCHBACK)	1	0	0.0	0	—	0																								
RETURNS	1	3	3.0	2	3	0														RETURNS	2	12	6.0	0	6	0				
KICKOFF RETURNS	NO	YDS	AVG	FC	LG	TD														KICKOFF RETURNS	NO	YDS	AVG	FC	LG	TD				
B. Brooks	4	75	18.8	0	29	0														V. Hebron	3	85	28.3	0	38	0				
																				B. Chamberlain	1	15	15.0	0	15	0				
																				K. Burns	1	14	14.0	0	14	0				
																				P. Jeffers	1	9	9.0	0	9	0				
																				(TOUCHBACK)	1	0	0.0	0	—	0				
RETURNS	4	75	18.8	0	29	0														RETURNS	6	123	20.5	0	38	0				
Jacksonville Jaguars	Own					Opp.				Out										Denver Broncos	Own					Opp.				Out
FUMBLES	Fum	Lost	Rec.	Yds	TD	FF	Rec.	Yds	TD	Bnds	FUMBLES	Fum	Lost	Rec.	Yds	TD	FF	Rec.	Yds	TD	Bnds									
T. McManus	0	0	0	0	0	1	0	0	0	0	D. Carswell	1	0	1	0	0	0	0	0	0	0									
TOTAL	0	0	0	0	0	1	0	0	0	0	TOTAL	1	0	1	0	0	0	0	0	0	0									

FINAL TEAM STATISTICS													
	JAGUARS			BRONCOS				JAGUARS			BRONCOS		
TOTAL FIRST DOWNS	22			21			FGs – PATs Had Blocked	0-0			0-1		
By Rushing	9			7			TOTAL RETURN YARDAGE (Not Including Kickoffs)	3			12		
By Passing	11			13			No. and Yards Punt Returns	1-3			2-12		
By Penalty	2			1			No. and Yards Kickoff Returns	4-75			6-123		
THIRD DOWN EFFICIENCY	8-15-53%			6-12-50%			No. and Yards Interception Returns	0-0			0-0		
FOURTH DOWN EFFICIENCY	0-0-0%			1-1-100%			PENALTIES Number and Yards	3-18			8-64		
TOTAL NET YARDS	443			351			FUMBLES Number and Lost	0-0			1-0		
Total Offensive Plays (inc. times thrown passing)	67			60			TOUCHDOWNS	3			4		
Average gain per offensive play	6.6			5.9			Rushing	1			2		
NET YARDS RUSHING	203			126			Passing	2			2		
Total Rushing Plays	36			21			EXTRA POINTS Made-Attempts	3-3			2-4		
Average gain per rushing play	5.6			6.0			Kicking Made-Attempts	3-3			1-2		
NET YARDS PASSING	240			225			Rushing Made-Attempts	0-0			1-1		
Times thrown – yards lost attempting to pass	2-5			1-1			Passing Made-Attempts	0-0			0-0		
Gross yards passing	245			226			FIELD GOALS Made-Attempts	3-3			0-0		
PASS ATTEMPTS-COMPLETIONS-HAD INTERCEPTED	29-18-0			38-25-0			SAFETIES	0			0		
Average gain per pass play (inc. # thrown passing)	7.7			5.8			FINAL SCORE	30			27		
KICKOFFS Number-In End Zone-Touchbacks	7-1-1			5-2-0			TIME OF POSSESSION	32:24			27:36		
PUNTS Number and Average	3-39.7			5-42.6									
Had Blocked	0			0									

BRONCOS DEFENSIVE STATISTICS																		
(based on unofficial press box statistics)																		
PLAYER	UT	A	TT	S-YDS	I-YDS	PD	FF	FR	PLAYER	UT	A	TT	S-YDS	I-YDS	PD	FF	FR	
T. Braxton	10	1	11	0-0	0-0	0	0	0	M. Lodish	2	0	2	0-0	0-0	0	0	0	
J. Mobley	6	2	8	0-0	0-0	1	0	0	B. Romanowski	2	0	2	0-0	0-0	0	0	0	
S. Atwater	6	0	6	0-0	0-0	0	0	0	H. Hasselbach	1	0	1	0-0	0-0	0	0	0	
A. Aldridge	5	1	6	1-4	0-0	1	0	0	R. Hilliard	1	0	1	0-0	0-0	0	0	0	
M. Perry	4	1	5	0-0	0-0	1	0	0	M. Tanuvasa	1	0	1	0-0	0-0	0	0	0	
D. Williams	2	2	4	1-1	0-0	1	0	0	A. Williams	1	0	1	0-0	0-0	2	0	0	
R. Crockett	2	0	2	0-0	0-0	1	0	0	K. Burns	0	0	0	0-0	0-0	0	0	0	
T. Hauck	2	0	2	0-0	0-0	0	0	0	TEAM TOTALS	47	7	54	2-5	0-0	6	0	0	
T. James	2	0	2	0-0	0-0	0	0	0										



L.A. Raiders 42, Denver 24

Sunday, Jan. 9, 1994 • 1 p.m. PST • Los Angeles Coliseum • Los Angeles

WEATHER: Sunny, 76°, Wind 0 mph • ATTENDANCE: 65,314 • TIME: 3:36

1993 AFC Wild Card Game

Facing the Los Angeles Raiders for the second time in as many weeks, the Denver Broncos saw the Raiders pull away from a 21-21 halftime tie en route to a 42-24 win in an AFC Wild Card Game in front of 65,314 fans at the Los Angeles Coliseum.

Denver quarterback John Elway completed 29-of-47 passes (61.7%) for 302 yards with three touchdowns and one interception while tight end Shannon Sharpe hauled in a game-high 13 receptions for 156 yards (12.0 avg.) with one touchdown.

The Raiders struck first on a 7-play, 80-yard drive that was capped with a 9-yard touchdown pass from quarterback Jeff Hostetler to tight end Ethan Horton at 9:17 of the first quarter.

Elway and the Broncos responded with a scoring drive of their own, going 65 yards in seven plays with Elway finding Sharpe for a 23-yard touchdown. The Raiders bounced back with a 65-yard touchdown pass to wide receiver Tim Brown to take a 14-7 lead at 2:25 of the first quarter. The Broncos responded by driving 80 yards in 12 plays, setting up a 16-yard touchdown toss from Elway to tight end Reggie Johnson to tie the score. Hostetler continued to be red hot on the Raiders' next possession, throwing a 54-yard touchdown pass to wide receiver James Jett for a 21-14 lead at 7:28 of the second quarter.

On the Broncos' final drive of the half, the offense chewed up nearly seven minutes and went 77 yards to tie the score at 21 on wide receiver Derek Russell's 6-yard touchdown reception. Elway showed his ability to create plays for the offense, completing passes to six different receivers and taking off on two rushes of his own during the drive.

The two teams combined for nearly 500 yards of total offense by halftime, but only the Raiders continued that pace in the second half. After receiving the opening kickoff, the Broncos failed to move the ball on their first three possessions, giving the Raiders great field position after three punts that averaged 30 yards. The Raiders took advantage of the field position, converting two of those possessions into touchdowns on drives of three and five plays, respectively, to take a commanding 35-21 lead at 4:27 of the third quarter.

The Broncos made a dent in the score at the beginning of the fourth period on a 33-yard field goal by Jason Elam at 12:36. The Raiders responded to that with a 10-play, 76-yard drive that was capped by Napoleon McCallum's third touchdown of the game from one yard out at 6:43 to mark the final points scored on the afternoon.

OFFICIALS:

Referee — Bob McElwee (95); Umpire — Al Conway (27); Line Judge — Tom Barnes (55); Side Judge — Don Wedge (28); Head Linesman — Aaron Pointer (79); Back Judge — Bill Lovett (98); Field Judge — Don Hakes (96).

DENVER BRONCOS

OFFENSE

WR 88 J. Evans
LT 65 G. Zimmerman
LG 79 D. Widell
C 72 K. Kartz
RG 75 B. Habib
RT 68 R. Freeman
TE 89 R. Johnson
WR 87 C. Tillman
QB 7 J. Elway
RB 39 R. Delpino
TE 84 S. Sharpe

DEFENSE

LE 99 S. Dronett
NT 71 G. Kragen
RE 91 W. Oshodin
LOLB 51 M. Croel
LILB 77 K. Mecklenburg
MLB 57 D. Wyman
ROLB 73 S. Fletcher
LCB 34 T. Braxton
RCB 23 R. Bradford
SS 49 D. Smith
FS 27 S. Atwater

BRONCOS SUBSTITUTIONS: K 1 J. Elam, QB 8 T. Maddox, P 16 T. Rouen, CB 21 L. Lang, RB 22 G. Milburn, S 31 R. Jones, CB 36 F. Robinson, FB 37 A. Lynn, RB 38 R. Rivers, S 40 D. Hall, WR 42 K. Taylor, CB 47 D. Pool, LB 54 M. Donahue, LB 58 E. Alexander, LB 59 T. Lucas, G 64 J. Melander, G 76 K. Scrafford, T 78 D. Maggs, WR 80 T. Kimbrough, WR 85 D. Russell, WR 86 A. Marshall, DE 94 J. Robinson, DT 97 D. Drozdov. **INACTIVE:** 30B 12 S. Moore, CB 29 C. Dimry, LB 52 J. Mills, C 61 B. Meeks, WR 81 B. Rose, WR 83 M. Bonner, DE 90 D. Williams, DT 95 A. Taylor.

LOS ANGELES RAIDERS

OFFENSE

WR 89 A. Wright
LT 71 G. Perry
LG 76 S. Wisniewski
C 72 D. Mosebar
RG 65 M. Montoya
RT 68 B. Wilkerson
TE 88 E. Horton
WR 81 T. Brown
QB 15 J. Hostetler
RB 41 N. McCallum
RB 21 R. Montgomery

DEFENSE

LE 75 H. Long
LT 91 C. McGlockton
RT 74 N. Harrison
RE 93 G. Townsend
LOLB 51 A. Wallace
LILB 57 J. Kelly
RLB 99 W. Moss
LCB 36 T. McDaniel
RCB 48 L. Washington
SS 20 D. Hoskins
FS 33 E. Anderson

RAIDERS SUBSTITUTIONS: P 7 J. Gossett, K 18 J. Jaeger, RB 23 R. Jordan, S 25 D. Land, S 31 R. Dixon, RB 35 S. Smith, RB 38 N. Bell, RB 39 K. Smith, LB 45 D. Fulcher, CB 46 T. Dorn, LB 52 M. Jones, LB 54 G. Biekert, DE 56 A. Bruce, G 64 T. Peat, C 67 D. Turk, G 77 R. Stephens, WR 80 D. Hobbs, WR 82 J. Jett, WR 83 W. Gault, TE 84 J. Duff, DE 94 A. Smith, DT 97 W. Broughton. **DID NOT PLAY:** QB 11 V. Evans. **INACTIVE:** 30B 12 B. J. Hobert, RB 28 G. Robinson, S 29 P. Bates, CB 37 J. Trapp, T 78 G. Skrepenak, T 79 K. Lanier, WR 86 R. Ismail, DT 92 F. Collons.

		1	2	3	4	OT	TOTAL
VISITOR	Denver Broncos	7	14	0	3	—	24
HOME	Los Angeles Raiders	14	7	14	7	—	42


FIELD GOALS (made () & missed)
J. Elam (33)

Team	Qtr	Clock Time	PLAY DESCRIPTION (Extra Point) (Drive Info)	SCORE Visitor Home
RAIDERS	1	9:17	E. Horton 9 yd. pass from J. Hostetler (J. Jaeger, kick) (7-80, 3:18)	0 7
BRONCOS	1	6:12	S. Sharpe 23 yd. pass from J. Elway (J. Elam, kick) (7-65, 3:05)	7 7
RAIDERS	1	2:25	T. Brown 65 yd. pass from J. Hostetler (J. Jaeger, kick) (6-78, 3:47)	7 14
BRONCOS	2	10:06	R. Johnson 16 yd. pass from J. Elway (J. Elam, kick) (12-80, 7:19)	14 14
RAIDERS	2	7:28	J. Jett 54 yd. pass from J. Hostetler (J. Jaeger, kick) (5-84, 2:38)	14 21
BRONCOS	2	0:32	D. Russell 6 yd. pass from J. Elway (J. Elam, kick) (13-77, 6:56)	21 21
RAIDERS	3	8:08	N. McCallum 26 yd. run (J. Jaeger, kick) (3-35, 1:25)	21 28
RAIDERS	3	4:27	N. McCallum 2 yd. run (J. Jaeger, kick) (5-52, 2:31)	21 35
BRONCOS	4	12:36	J. Elam 33 yd. Field Goal (8-63, 2:32)	24 35
RAIDERS	4	6:43	N. McCallum 1 yd. run (J. Jaeger, kick) (10-76, 5:53)	24 42

Final Individual Statistics																			
Denver Broncos										Los Angeles Raiders									
Rushing	Att	Yds	Avg	LG	TD	Rushing	Att	Yds	Avg	LG	TD								
R. Delpino	9	32	3.6	16	0	N. McCallum	13	81	6.2	26	3								
J. Elway	5	23	4.6	6	0	T. Montgomery	15	50	3.3	15	0								
R. Rivers	1	2	2.0	2	0	J. Hostetler	4	5	1.3	4	0								
T. Maddox	1	1	1.0	1	0														
G. Milburn	2	-2	-1.0	1	0														
TOTAL	18	56	3.1	16	0	TOTAL	32	136	4.3	26	3								
Passing	Att	Cmp	Yds	TD	LG	Int	Rtg.	Passing	Att	Cmp	Yds	TD	LG	Int	Rtg.				
J. Elway	47	29	302	1/5	3	25	1	92.7	J. Hostetler	19	13	294	2/3	3	65	0			
T. Maddox	7	3	34	0/0	0	13	0	58.0											
TOTAL	54	32	336	1/5	3	25	1	88.2	TOTAL	19	13	294	2/3	3	65	0			
Pass Receiving	No	Yds	Avg	LG	TD	Pass Receiving	No	Yds	Avg	LG	TD								
S. Sharpe	13	156	12.0	23	1	J. Jett	3	111	37.0	54	1								
A. Marshall	5	69	13.8	20	0	T. Brown	3	86	28.7	65	1								
G. Milburn	5	8	1.6	6	0	E. Horton	3	45	15.0	33	1								
D. Russell	2	31	15.5	25	1	T. Montgomery	3	29	9.7	18	0								
C. Tillman	2	25	12.5	16	0	A. Wright	1	23	23.0	23	0								
R. Johnson	2	19	9.5	16	1														
K. Taylor	1	13	13.0	13	0														
R. Rivers	1	8	8.0	8	0														
J. Evans	1	7	7.0	7	0														
TOTAL	32	336	10.5	25	3	TOTAL	13	294	22.6	65	3								
Interceptions	No	Yds	Avg	LG	TD	Interceptions	No	Yds	Avg	LG	TD								
	0	0	0.0	—	0	T. Dorn	1	1	1.0	1	0								
TOTAL	0	0	0.0	—	0	TOTAL	1	1	1.0	1	0								
Punting	No	Yds	Avg	Net	TB	In20	LG	Punting	No	Yds	Avg	Net	TB	In20	LG				
T. Rouen	4	135	33.8	28.8	1	0	45	J. Gossett	4	170	42.5	33.0	0	1	50				
TOTAL	4	135	33.8	28.8	1	0	45	TOTAL	4	170	42.5	33.0	0	1	50				
Punt Returns	No	Yds	Avg	FC	LG	TD	Punt Returns	No	Yds	Avg	FC	LG	TD						
G. Milburn	3	38	12.7	0	18	0	(DOWNED)	1	0	0.0	0	—	0						
(DOWNED)	1	0	0.0	0	—	0	(OUT OF BOUNDS)	2	0	0.0	0	—	0						
							(TOUCHBACK)	1	0	0.0	0	—	0						
RETURNS	3	38	12.7	0	18	0	RETURNS	0	0	0.0	0	—	0						
Kickoff Returns	No	Yds	Avg	FC	LG	TD	Kickoff Returns	No	Yds	Avg	FC	LG	TD						
G. Milburn	6	85	14.2	0	21	0	W. Gault	4	55	13.8	0	20	0						
(OUT OF BOUNDS)	1	0	0.0	0	—	0	(TOUCHBACK)	1	0	0.0	0	—	0						
RETURNS	6	85	14.2	0	21	0	RETURNS	4	55	13.8	0	20	0						
Denver Broncos	Own	Opp.	Own	Opp.	Own	Opp.	Denver Broncos	Own	Opp.	Own	Opp.	Own	Opp.						
Fumbles	Fum	Lost	Rec.	Yds	TD	FF	Rec.	Yds	TD	FF	Rec.	Yds	TD						
J. Elway	1	0	0	0	0	0	0	0	0	0	0	0	0						
K. Kartz	0	0	1	0	0	0	0	0	0	0	0	0	0						
T. Maddox	1	0	1	0	0	0	0	0	0	0	0	0	0						
TOTAL	2	0	2	0	0	0	0	0	0	0	0	0	0						
L.A. Raiders	Own	Opp.	Own	Opp.	Own	Opp.	L.A. Raiders	Own	Opp.	Own	Opp.	Own	Opp.						
Fumbles	Fum	Lost	Rec.	Yds	TD	FF	Rec.	Yds	TD	FF	Rec.	Yds	TD						

FINAL TEAM STATISTICS					
	BRONCOS		RAIDERS		
TOTAL FIRST DOWNS	26	19	PUNTS Number and Average	4-33.8	4-42.5
By Rushing	4	6	Had Blocked	0	0
By Passing	18	10	FGs – PATs Had Blocked	0-0	0-0
By Penalty	4	3	TOTAL RETURN YARDAGE (Not Including Kickoffs)	38	1
THIRD DOWN EFFICIENCY	4-14-29%	5-9-56%	No. and Yards Punt Returns	3-38	0-0
FOURTH DOWN EFFICIENCY	2-4-50%	0-0-0%	No. and Yards Kickoff Returns	6-85	4-55
TOTAL NET YARDS	387	427	No. and Yards Interception Returns	0-0	1-1
Total Offensive Plays (inc. times thrown passing)	73	53	PENALTIES Number and Yards	10-97	17-130
Average gain per offensive play	5.3	8.1	FUMBLES Number and Lost	2-0	0-0
NET YARDS RUSHING	56	136	TOUCHDOWNS	3	6
Total Rushing Plays	18	32	Rushing	0	3
Average gain per rushing play	3.1	4.3	Passing	3	3
NET YARDS PASSING	331	291	EXTRA POINTS Made-Attempts	3-3	6-6
Times thrown – yards lost attempting to pass	1-5	2-3	FIELD GOALS Made-Attempts	1-1	0-0
Gross yards passing	336	294	SAFETIES	0	0
PASS ATTEMPTS-COMPLETIONS-HAD INTERCEPTED	54-32-1	19-13-0	FINAL SCORE	24	42
Average gain per pass play (inc. # thrown passing)	6.0	13.9	TIME OF POSSESSION	31:09	28:51
KICKOFFS Number-In End Zone-Touchbacks	5-1-1	7-0-0			

Broncos Defensive Statistics																	
Based on unofficial press box statistics																	
Player	UT	A	TT	S-YDS	I-YDS	PD	FF	FR	Player	UT	A	TT	S-YDS	I-YDS	PD	FF	FR
D. Smith	6	1	7	0-0	0-0	0	0	0	S. Fletcher	2	0	2	2-3	0-0	0	0	0
D. Wyman	5	2	7	0-0	0-0	0	0	0	L. Lang	2	0	2	0-0	0-0	0	0	0
K. Mecklenburg	4	2	6	0-0	0-0	0	0	0	W. Oshodin	2	0	2	0-0	0-0	0	0	0
S. Atwater	5	0	5	0-0	0-0	0	0	0	D. Hall	2	1	2	0-0	0-0	0	0	0
R. Bradford	4	0	4	0-0	0-0	0	0	0	G. Kragen	2	0	2	0-0	0-0	0	0	0
T. Braxton	3	0	3	0-0	0-0	0	0	0	E. Alexander	0	1	1	0-0	0-0	0	0	0
M. Croel	3	0	3	0-0	0-0	1	0	0	TEAM TOTALS	39	9	48	2-3	0-0	1	0	0
S. Dronett	2	0	2	0-0	0-0	0	0	0									



Buffalo 10, Denver 7

Sunday, Jan. 12, 1992 • 12:35 p.m. EST • Rich Stadium • Orchard Park, N.Y.

WEATHER: Sunny, 42°, Wind SSW 15 mph • ATTENDANCE: 80,272 • TIME: 2:59

1991 AFC Championship Game

The Broncos were denied their fifth AFC Championship, losing 10-7 to the Bills before 80,272 fans at Rich Stadium. Denver's defense shut down the high-powered Buffalo offense, limiting it to just 213 total yards and only 12 first downs, but the Broncos' offense failed to capitalize on several first-half opportunities.

Both teams struggled to find their offenses in the first two quarters, and the game was scoreless at halftime. Buffalo punted on its first two drives of the contest after a total net gain of negative two yards and had its third drive end when nose tackle Greg Kragen tipped and then intercepted a pass on the Buffalo 29. But Denver could not take advantage as David Treadwell's 47-yard field goal attempt sailed wide left. After the Broncos halted another Buffalo drive, Treadwell missed a 42-yard field goal attempt.

Once again, the Bills punted after failing to get a first down, and a 10-yard punt return by Vance Johnson set Denver up on the 50. On first down, quarterback John Elway threw a middle screen to running back Steve Sewell, who gained 26 yards to the Buffalo 24. The Broncos could move no closer than the 20, and Treadwell's 37-yard field goal attempt was wide right to end the last scoring threat of the first half.

The Bills' second drive of the third quarter began at their 20, and 11 plays later, they faced a third-and-7 on Denver's 26. Quarterback Jim Kelly's pass to James Lofton was intercepted by cornerback Tyrone Braxton and returned to the Denver 19. On second-and-10, Elway attempted another middle screen to Sewell, but linebacker Carlton Bailey picked off the pass and ran 11 yards for a touchdown and a 7-0 Buffalo lead.

The Broncos' first possession of the fourth quarter began with Gary Kubiak at quarterback after Elway left the game with an injured thigh muscle. Kubiak drove Denver from its 21 to the Buffalo 23, but the Broncos failed to convert a fourth-down attempt. The Bills then drove 50 yards in nine plays to score on a 44-yard field goal by Scott Norwood. Now down 10-0, Kubiak engineered a frantic drive in which Denver covered 85 yards in eight plays, and he scored on a 3-yard quarterback draw to pull Denver within 3 points, 10-7, with less than two minutes to play.

The ensuing onside kickoff was recovered by the Broncos' Steve Atwater, and Denver began its last-chance drive on its 49 with 1:43 left on the clock and two timeouts. On first down, Kubiak hit Sewell for seven yards, but cornerback Kirby Jackson stripped the ball away and recovered it on the Buffalo 44. The Broncos' defense forced the Bills to punt, but Denver could only reach the 50 as time ran out.

OFFICIALS:

Referee — Dale Hamer (104); Umpire — Al Conway (27); Line Judge — Bill Reynolds (53); Side Judge — Doug Toole (4); Head Linesman — Sid Semon (109); Back Judge — Al Jury (106); Field Judge — Don Hakes (96).

DENVER BRONCOS

OFFENSE

WR 83 M. Young
LT 62 J. Davidson
LG 63 S. Farrell
C 79 Da. Widell
RG 67 Do. Widell
RT 76 K. Lanier
WR 81 S. Sharpe
WR 85 D. Russell
QB 7 J. Elway
RB 28 G. Green
WR 82 V. Johnson

DEFENSE

LE 91 W. Powers
NT 71 G. Kragen
RE 90 R. Holmes
LOLB 73 S. Fletcher
LILB 56 M. Brooks
RILB 77 K. Mecklenburg
ROLB 51 M. Croel
LCB 34 T. Braxton
RCB 24 W. Henderson
SS 49 D. Smith
FS 27 S. Atwater

BRONCOS SUBSTITUTIONS: P 2 M. Horan, QB 8 G. Kubiak, K 9 D. Treadwell, CB 21 L. Lang, S 22 A. Montgomery, CB 29 C. Dimry, RB 30 S. Sewell, RB 38 R. Rivers, RB 41 G. Lewis, S 48 R. Robbins, LB 54 K. Traylor, LB 59 T. Lucas, T/C 60 N. Subis, G 68 C. Ker, DE 70 B. Sochia, C 72 K. Kartz, T 74 H. Salem, WR 80 M. Jackson, WR 84 R. Nattiel, TE 88 C. Kay, DE 96 K. Walker. **DID NOT PLAY:** LB 52 J. Mills, TE 89 R. Johnson. **INACTIVE:** 3QB 12 S. Moore, RB 26 B. Humphrey.

BUFFALO BILLS

OFFENSE

WR 80 J. Lofton
LT 69 W. Wolford
LG 51 J. Richter
C 67 K. Hull
RG 59 M. Frerotte
RT 75 H. Ballard
TE 84 K. McKeller
WR 83 A. Reed
QB 12 J. Kelly
RB 34 T. Thomas
WR 82 D. Beebe

DEFENSE

LE 96 L. Seals
NT 91 J. Wright
RE 78 B. Smith
LOLB 97 C. Bennett
LILB 58 S. Conlan
RILB 54 C. Bailey
ROLB 56 D. Talley
LCB 47 K. Jackson
RCB 37 N. Odomes
SS 46 L. Smith
FS 38 M. Kelso

BILLS SUBSTITUTIONS: K 5 B. Daluiso, P 9 C. Mohr, K 11 S. Norwood, QB 14 F. Reich, S 20 H. Jones, RB 23 K. Davis, CB 27 C. Hicks, CB 31 J. Williams, RB 35 C. Gardner, SS 45 D. Drane, LB 50 R. Bentley, LB 53 M. Patton, C 63 A. Lingner, NT 73 M. Lodish, WR 85 A. Edwards, TE 87 B. Rolle, TE 88 P. Metzelaars, WR 89 S. Tasker, DE 90 P. Hansen, DE 94 M. Pike, LB 99 G. Garner. **DID NOT PLAY:** OL 64 M. Brennan, T 79 J. Staysnicak. **INACTIVE:** 3QB 7 G. Gilbert, G/T 74 G. Parker.

		1	2	3	4	OT	TOTAL	FIELD GOALS (made () & missed)		
VISITOR	Denver Broncos	0	0	0	7	—	7	D. Treadwell	47WL	42WR 37WR
HOME	Buffalo Bills	0	0	7	3	—	10	S. Norwood	(44)	

Team	Qtr	Clock Time	PLAY DESCRIPTION (Extra Point) (Drive Info)	SCORE	
BILLS	3	9:32	C. Bailey 11 yd. return (S. Norwood, kick) (0-11, 0:11)	0	7
BILLS	4	10:42	S. Norwood 44 yd. Field Goal (9-50, 3:57)	0	10
BRONCOS	4	13:17	G. Kubiak 3 yd. run (D. Treadwell, kick) (8-85, 2:35)	7	10

FINAL INDIVIDUAL STATISTICS																							
Denver Broncos										Buffalo Bills													
RUSHING	ATT	YDS	AVG	LG	TD					RUSHING	ATT	YDS	AVG	LG	TD								
G. Green	19	53	2.8	18	0					T. Thomas	26	72	2.8	9	0								
G. Kubiak	3	22	7.3	11	1					A. Reed	1	16	16.0	16	0								
J. Elway	4	10	2.5	7	0					J. Kelly	2	9	4.5	10	0								
S. Sewell	4	3	0.8	6	0					K. Davis	6	7	1.2	4	0								
V. Johnson	2	-7	-3.5	-1	0																		
TOTAL	32	81	2.5	18	1					TOTAL	35	104	3.0	16	0								
PASSING	ATT	CMP	YDS	TKD/YD	TD	LG	IN	Rtg.					PASSING	ATT	CMP	YDS	TKD/YD	TD	LG	IN	Rtg.		
J. Elway	21	11	121	3/24	0	26	1	49.9					J. Kelly	25	13	117	1/8	0	25	2	31.6		
G. Kubiak	12	11	136	1/10	0	24	0	113.9															
TOTAL	33	22	257	4/34	0	26	1	77.5					TOTAL	25	13	117	1/8	0	25	2	31.6		
PASS RECEIVING	NO	YDS	AVG	LG	TD					PASS RECEIVING	NO	YDS	AVG	LG	TD								
V. Johnson	8	104	13.0	24	0					K. McKeller	3	39	13.0	25	0								
S. Sewell	7	78	11.1	26	0					T. Thomas	3	15	5.0	8	0								
S. Sharpe	3	40	13.3	15	0					A. Reed	2	19	9.5	10	0								
M. Young	3	25	8.3	10	0					K. Davis	2	13	6.5	9	0								
R. Nattiel	1	10	10.0	10	0					P. Metzelaars	1	14	14.0	14	0								
										J. Lofton	1	11	11.0	11	0								
										D. Beebe	1	6	6.0	6	0								
TOTAL	22	257	11.7	26	0					TOTAL	13	117	9.0	25	0								
INTERCEPTIONS	NO	YDS	AVG	LG	TD					INTERCEPTIONS	NO	YDS	AVG	LG	TD								
G. Kragen	1	0	0.0	0	0					C. Bailey	1	11	11.0	11	1								
T. Braxton	1	5	5.0	5	0																		
TOTAL	2	5	2.5	5	0					TOTAL	1	11	11.0	11	1								
PUNTING	NO	YDS	AVG	NET	TB	IN20	LG			PUNTING	NO	YDS	AVG	NET	TB	IN20	LG						
Horan	6	262	43.7	40.3	1	4	76			C. Mohr	8	304	38.0	31.0	1	0	49						
TOTAL	6	262	43.7	40.3	1	4	76			TOTAL	8	304	38.0	31.0	1	0	49						
PUNT RETURNS	NO	YDS	AVG	FC	LG	TD				PUNT RETURNS	NO	YDS	AVG	FC	LG	TD							
V. Johnson	3	36	12.0	3	13	0				C. Hicks	0	0	0.0	1	—	0							
(DOWNED)	1	0	0.0	0	—	0				(OUT OF BOUNDS)	1	0	0.0	0	—	0							
(TOUCHBACK)	1	0	0.0	0	—	0				(DOWNED)	3	0	0.0	0	—	0							
										(TOUCHBACK)	1	0	0.0	0	—	0							
RETURNS	3	36	12.0	3	13	0				RETURNS	0	0	0.0	1	—	0							
KICKOFF RETURNS	NO	YDS	AVG	FC	LG	TD				KICKOFF RETURNS	NO	YDS	AVG	FC	LG	TD							
A. Montgomery	2	34	17.0	0	18	0				A. Edwards	1	24	24.0	0	24	0							
D. Russell	1	15	15.0	0	15	0																	
RETURNS	3	49	16.3	0	18	0				RETURNS	1	24	24.0	0	24	0							
Denver Broncos	Own		Opp.		Out					Buffalo Bills	Own		Opp.		Out								
FUMBLES	Fum	Lost	Rec.	Yds	TD	FF	Rec.	Yds	TD	Bnds	FUMBLES	Fum	Lost	Rec.	Yds	TD	FF	Rec.	Bnds				
J. Elway	1	0	1	-5	0	0	0	0	0	0	L. Smith	0	0	0	0	0	1	0	0				
S. Sewell	2	1	1	0	0	0	0	0	0	0	K. Jackson	0	0	0	0	0	1	1	0				
V. Johnson	1	0	0	0	0	0	0	0	0	0													
Da. Widell	0	0	1	0	0	0	0	0	0	0													
TOTAL	4	1	3	-5	0	0	0	0	0	0	TOTAL	0	0	0	0	0	2	1	0				

FINAL TEAM STATISTICS																				
BRONCOS										BILLS										
TOTAL FIRST DOWNS										20										
By Rushing										6										
By Passing										13										
By Penalty										1										
THIRD DOWN EFFICIENCY										3-14-21%										
FOURTH DOWN EFFICIENCY										0-1-0%										
TOTAL NET YARDS										304										
Total Offensive Plays (inc. times thrown passing)										69										
Average gain per offensive play										4.4										
NET YARDS RUSHING										81										
Total Rushing Plays										32										
Average gain per rushing play										2.5										
NET YARDS PASSING										223										
Times thrown — yards lost attempting to pass										4-34										
Gross yards passing										257										
PASS ATTEMPTS-COMPLETIONS-HAD INTERCEPTED										33-22-1										
Average gain per pass play (inc. # thrown passing)																				
KICKOFFS Number-In End Zone-Touchbacks																				

PUNTS Number and Average										6-43.7									
Had Blocked										0									
FGs — PATs Had Blocked										0-0									
TOTAL RETURN YARDAGE (Not Including Kickoffs)										41									
No. and Yards Punt Returns										3-36									
No. and Yards Kickoff Returns										3-49									
No. and Yards Interception Returns										2-5									
PENALTIES Number and Yards										4-20									
FUMBLES Number and Lost										4-1									
TOUCHDOWNS										1									
Rushing										1									
Passing										0									
Returns										0									
EXTRA POINTS Made-Attempts										1-1									
FIELD GOALS Made-Attempts										0-3									
SAFETIES										0									
FINAL SCORE										7									
TIME OF POSSESSION										34:53									

BRONCOS DEFENSIVE STATISTICS																												
(based on unofficial press box statistics)																												
PLAYER	UT	A	TT	S-YDS	I-YDS	PD	FF	FR												PLAYER	UT	A	TT	S-YDS	I-YDS	PD	FF	FR
S. Fletcher	6	1	7	1-8	0-0	0	0	0												T. Braxton	2	0	2	0-0	1-5	1	0	0
M. Brooks	5	2	7	0-0	0-0	0	0	0												C. Dimry	1	1	2	0-0	0-0	0	0	0
G. Kragen	6	0	6	0-0	1-0	2	0	0												B. Socchia	1	1	2	0-0	0-0	0	0	0
K. Mecklenburg	6	0	6	0-0	0-0	0	0	0												M. Croel	1	0	1	0-0	0-0	0	0	0
S. Atwater	4	2	6	0-0	0-0	1	0	0												A. Montgomery	1	0	1	0-0	0-0	0	0	0
W. Powers	4	2	6	0-0	0-0	0	0	0												R. Robbins	1	0	1	0-0	0-0	0	0	0
D. Smith	4	0	4	0-0	0-0	0	0	0												W. Henderson	0	0	0	0-0	0-0	1	0	0
R. Holmes	3	0	3	0-0	0-0	0	0	0												TEAM TOTALS	45	9	54	1-8	2-5	4	0	0



Denver 26, Houston 24

Saturday, Jan. 4, 1992 • 2 p.m. MST • Mile High Stadium • Denver

WEATHER: Sunny, 36°, Wind W 14 mph • ATTENDANCE: 75,301 • TIME: 3:09

1991 AFC Divisional Playoff Game

The Denver Broncos advanced to their fourth AFC Championship Game in six years after defeating the Houston Oilers 26-24 in front of 75,301 fans at Mile High Stadium.

Houston quarterback Warren Moon drove his team 70 yards in four plays for a touchdown to put the Oilers up 7-0 with only 1:46 gone in the game. After a Denver punt, Moon again drove the Oilers down the field and threw his second touchdown pass, this one for nine yards to wide receiver Drew Hill for a 14-0 lead.

The Broncos started their next possession on their 35-yard line and covered 65 yards in eight plays to score on a 10-yard pass from quarterback John Elway to wide receiver Vance Johnson, but a fumbled snap on the conversion attempt left the score 14-6. On the sixth play of the ensuing Oilers drive, Moon was intercepted by free safety Steve Atwater, but a roughing the passer call nullified the effort. Three plays later, Houston scored on a 6-yard pass from Moon to wide receiver Curtis Duncan.

The next Oilers possession ended when Atwater intercepted a pass and gave Denver the ball on its own 12 with 6:03 left in the half. In a drive that saw Elway complete all six passes for 64 yards and Steve Sewell complete one to Johnson for 10, the Broncos covered 88 yards in 12 plays to score on a 1-yard run by running back Greg Lewis, cutting the Houston lead to 21-13. After a missed Houston field goal attempt, the Broncos drove from their 20 to Houston's 31 and David Treadwell nailed a 49-yard field goal, the longest in Denver postseason history. Now up by only five at 21-16, the Oilers reached the Broncos' 7-yard line on their next drive but had to settle for a 25-yard field goal.

The Broncos started on their 20-yard line for their next possession and converted a fourth-and-4 from the Houston 41 to keep the drive going. Lewis' 1-yard touchdown run cut Denver's deficit to one, 24-23, with seven minutes remaining.

With 2:07 left and on his 2-yard-line, Elway found wide receiver Michael Young for a 22-yard gain on first down, but three plays later the Broncos had a fourth-and-6 on the 28. Elway dropped back then scrambled left upfield and ran out of bounds a yard past the first-down marker. Three consecutive incompletions again left Denver with a do-or-die fourth-down situation. Elway again dropped back and scrambled left, but as he headed upfield he tossed a pass to Johnson, who ran to the Houston 21 for a 44-yard gain.

Broncos running back Steve Sewell ran for 10 yards on first down, and two plays later, Treadwell came on for the game-winning 28-yard field goal.

OFFICIALS:

Referee — Johnny Grier (23); Umpire — John Keck (67); Line Judge — Ron Blum (83); Side Judge — Don Carlson (39); Head Linesman — Dave Anderson (81); Back Judge — Roy Clymer (24); Field Judge — Ed Merrifield (76).

DENVER BRONCOS

OFFENSE

WR 83 M. Young
LT 62 J. Davidson
LG 63 S. Farrell
C 79 Da. Widell
RG 67 Do. Widell
RT 76 K. Lanier
TE 88 C. Kay
WR 85 D. Russell
QB 7 J. Elway
RB 28 G. Green
RB 81 S. Sharpe

DEFENSE

LDE 73 S. Fletcher
LDT 71 G. Kragen
RDT 77 K. Mecklenburg
RDE 51 M. Croel
MLB 56 M. Brooks
LCB 34 T. Braxton
RCB 29 C. Dimry
CB 21 L. Lang
S 48 R. Robbins
SS 49 D. Smith
FS 27 S. Atwater

BRONCOS SUBSTITUTIONS: P 2 M. Horan, QB 8 G. Kubiak, K 9 D. Treadwell, S 22 A. Montgomery, RB 30 S. Sewell, RB 38 R. Rivers, RB 41 G. Lewis, LB 52 J. Mills, LB 54 K. Traylor, LB 59 T. Lucas, G/T 60 N. Subis, G 68 C. Ker, NT 70 B. Sochia, C 72 K. Kartz, T 74 H. Salem, WR 82 V. Johnson, WR 84 R. Nattiel, WR 86 B. Johnson, TE 89 R. Johnson, DE 90 R. Holmes, DL 96 K. Walker. **DID NOT PLAY:** CB 24 W. Henderson, DE 91 W. Powers. **INACTIVE:** 3QB 12 S. Moore, RB 26 B. Humphrey.

HOUSTON OILERS

OFFENSE

WR 84 H. Jeffires
WR 85 D. Hill
LT 78 D. Maggs
LG 63 M. Munchak
C 74 B. Matthews
RG 66 D. Dawson
RT 73 D. Williams
WR 81 E. Givins
WR 80 C. Duncan
QB 1 W. Moon
RB 44 L. White

DEFENSE

LE 95 W. Fuller
LT 79 R. Childress
RT 97 L. Williams
RE 96 S. Jones
LLB 57 L. Lathon
MLB 54 A. Smith
RLB 91 J. Meads
LCB 28 C. Dishman
RCB 23 R. Johnson
SS 25 B. McDowell
FS 26 B. Orlando

OILERS SUBSTITUTIONS: K 3 A. Del Greco, P 9 G. Montgomery, RB 20 A. Pinkett, CB 24 S. Jackson, CB 29 D. Lewis, RB 30 V. Jones, S 31 M. Robertson, RB 33 G. Brown, S 38 M. Dumas, LB 53 E. Seal, G 55 J. Flannery, LB 56 S. Kozak, T 70 D. Steinkuhler, DT 76 J. Alm, T 77 K. Donnalley, WR 82 T. Jones, WR 86 A. Johnson, WR 87 P. Coleman, DE 90 E. Johnson, LB 93 R. Graf, DT 94 G. Montgomery. **DID NOT PLAY:** QB 14 C. Carlson, WR 83 L. Harris. **INACTIVE:** QB 10 R. Slack, LB 51 E. Fairs.

		1	2	3	4	OT	TOTAL	FIELD GOALS (made () & missed)
VISITOR	Houston Oilers	14	7	0	3	—	24	A. Del Greco 33WR (25)
HOME	Denver Broncos	6	7	3	10	—	26	D. Treadwell (49) (28)

Team	Qtr	Clock Time	PLAY DESCRIPTION (Extra Point) (Drive Info)	SCORE Visitor	Home
OILERS	1	1:46	H. Jeffires 15 yd. pass from W. Moon (A. Del Greco, kick) (4-70, 1:46)	7	0
OILERS	1	9:44	D. Hill 9 yd. pass from W. Moon (A. Del Greco, kick) (9-63, 5:39)	14	0
BRONCOS	1	13:43	V. Johnson 10 yd. pass from J. Elway (No good, WL) (8-65, 3:59)	14	6
OILERS	2	4:05	C. Duncan 6 yd. pass from W. Moon (A. Del Greco, kick) (8-80, 5:22)	21	6
BRONCOS	2	14:21	G. Lewis 1 yd. run (D. Treadwell, kick) (12-88, 5:24)	21	13
BRONCOS	3	13:02	D. Treadwell 49 yd. Field Goal (9-49, 3:11)	21	16
OILERS	4	1:35	A. Del Greco 25 yd. Field Goal (7-67, 3:33)	24	16
BRONCOS	4	8:07	G. Lewis 1 yd. run (D. Treadwell, kick) (12-80, 6:32)	24	23
BRONCOS	4	14:44	D. Treadwell 28 yd. Field Goal (12-87, 1:51)	24	26

FINAL INDIVIDUAL STATISTICS

Houston Oilers											Denver Broncos										
RUSHING	ATT		YDS	AVG	LG	TD					RUSHING	ATT		YDS	AVG	LG	TD				
L. White	17		79	4.6	10	0					G. Green	17		59	3.5	14	0				
W. Moon	2		18	9.0	15	0					S. Sewell	4		48	12.0	19	0				
										J. Elway	6		39	6.5	15	0					
										R. Rivers	1		3	3.0	3	0					
										G. Lewis	3		2	0.7	1	2					
TOTAL	19		97	5.1	15	0					TOTAL	31		151	4.9	19	2				
PASSING	ATT	CMP	YDS	TKD/YD	TD	LG	IN	Rtg.			PASSING	ATT	CMP	YDS	TKD/YD	TD	LG	IN	Rtg.		
W. Moon	36	27	325	0/0	3	49	1	118.4			J. Elway	33	19	257	0/0	1	44	1	80.0		
										S. Sewell	1		10	0/0	0	10	0	108.3			
TOTAL	36	27	325	0/0	3	49	1	118.4			TOTAL	34	20	267	0/0	1	44	1	81.4		
PASS RECEIVING			NO	YDS	AVG	LG	TD			PASS RECEIVING			NO	YDS	AVG	LG	TD				
H. Jeffries			7	99	14.1	49	1			V. Johnson			5	78	15.6	44	1				
E. Givins			6	111	18.5	29	0			M. Young			4	85	21.3	32	0				
C. Duncan			6	40	6.7	11	1			S. Sewell			3	28	9.3	16	0				
L. White			5	35	7.0	10	0			S. Sharpe			3	20	6.7	7	0				
D. Hill			2	21	10.5	12	1			R. Nattiel			2	27	13.5	23	0				
T. Jones			1	19	19.0	19	0			D. Russell			1	20	20.0	20	0				
										C. Kay			1	8	8.0	8	0				
										G. Green			1	1	1.0	1	0				
TOTAL			27	325	12.0	49	3			TOTAL			20	267	13.4	44	1				
INTERCEPTIONS			NO	YDS	AVG	LG	TD			INTERCEPTIONS			NO	YDS	AVG	LG	TD				
R. Johnson			1	25	25.0	25	0			S. Atwater			1	0	0.0	0	0				
TOTAL			1	25	25.0	25	0			TOTAL			1	0	0.0	0	0				
PUNTING	NO	YDS	AVG	NET	TB	IN20	LG	TD			PUNTING	NO	YDS	AVG	NET	TB	IN20	LG	TD		
G. Montgomery	1	44	44.0	44.0	0	1	44				M. Horan	2	81	40.5	40.5	0	0	43			
TOTAL	1	44	44.0	44.0	0	1	44				TOTAL	2	81	40.5	40.5	0	0	43			
PUNT RETURNS	NO	YDS	AVG	FC	LG	TD			PUNT RETURNS	NO	YDS	AVG	FC	LG	TD						
P. Coleman	0	0	0.0	1	—	0			(DOWNED)	1	0	0.0	0	—	0						
(OUT OF BOUNDS)	1	0	0.0	0	—	0															
RETURNS	0	0	0.0	1	—	0			RETURNS	0	0	0.0	0	—	0						
KICKOFF RETURNS	NO	YDS	AVG	FC	LG	TD			KICKOFF RETURNS	NO	YDS	AVG	FC	LG	TD						
P. Coleman	3	36	12.0	0	15	0			A. Montgomery	4	88	22.0	0	30	0						
A. Pinkett	3	46	15.3	0	22	0			(TOUCHBACK)	1	0	0.0	0	—	0						
RETURNS	6	82	13.7	0	22	0			RETURNS	4	88	22.0	0	30	0						
Houston Oilers	Own				Opp.		Out		Denver Broncos	Own				Opp.		Out					
FUMBLES	Fum	Lost	Rec.	Yds	TD	FF	Rec.	Yds	TD	Bnds	Fum	Lost	Rec.	Yds	TD	FF	Rec.	Yds	TD	Bnds	
A. Smith	0	0	0	0	0	1	0	0	0	0	G. Green	1	0	0	0	0	0	0	0	0	
B. Orlando	0	0	0	0	0	1	0	0	0	0	J. Davidson	0	1	0	0	0	0	0	0	0	
										S. Sewell	1	0	0	0	0	0	0	0	1		
										J. Elway	1	0	1	0	0	0	0	0	0		
TOTAL	0	0	0	0	0	2	0	0	0	0	TOTAL	3	0	2	0	0	0	0	0	1	

FINAL TEAM STATISTICS

	OILERS	BRONCOS		OILERS	BRONCOS
TOTAL FIRST DOWNS	23	26	PUNTS Number and Average	1-44	2-40.5
By Rushing	7	13	Had Blocked	0	0
By Passing	14	12	FGs — PATs Had Blocked	0-0	0-0
By Penalty	2	1	TOTAL RETURN YARDAGE (Not Including Kickoffs)	25	0
THIRD DOWN EFFICIENCY	5-8-63%	5-11-45%	No. and Yards Punt Returns	0-0	0-0
FOURTH DOWN EFFICIENCY	0-0-0%	3-3-100%	No. and Yards Kickoff Returns	6-82	4-88
TOTAL NET YARDS	422	418	No. and Yards Interception Returns	1-25	1-0
Total Offensive Plays (inc. times thrown passing)	55	65	PENALTIES Number and Yards	13-85	6-70
Average gain per offensive play	7.7	6.4	FUMBLES Number and Lost	0-0	3-0
NET YARDS RUSHING	97	151	TOUCHDOWNS	3	3
Total Rushing Plays	19	31	Rushing	0	2
Average gain per rushing play	5.1	4.9	Passing	3	1
NET YARDS PASSING	325	267	Returns	0	0
Times thrown — yards lost attempting to pass	0-0	0-0	EXTRA POINTS Made-Attempts	3-3	2-3
Gross yards passing	325	267	FIELD GOALS Made-Attempts	1-2	2-2
PASS ATTEMPTS-COMPLETIONS-HAD INTERCEPTED	36-27-1	34-20-1	SAFETIES	0	0
Average gain per pass play (inc. # thrown passing)	9.0	7.9	FINAL SCORE	24	26
KICKOFFS Number-In End Zone-Touchbacks	5-1-1	6-0-0	TIME OF POSSESSION	30:26	29:34



San Francisco 55, Denver 10

Sunday, Jan. 28, 1990 • 4:23 p.m. CST • Louisiana Superdome • New Orleans

WEATHER: Indoors • ATTENDANCE: 72,919 • TIME: 3:21

Super Bowl XXIV



The San Francisco 49ers captured their fourth World Championship with a 55-10 victory against the Denver Broncos in Super Bowl XXIV at the Louisiana Superdome in front of 72,919 fans. San Francisco quarterback Joe Montana completed 22-of-29 passes for 297 yards with five touchdowns, including three to wide receiver Jerry Rice.

The 49ers scored two touchdowns in every quarter and outgained the Broncos 461 yards to 167. After stopping Denver on the game's initial possession, San Francisco drove 66 yards in 10 plays, scoring on a 20-yard pass from Montana to Rice. The Broncos' next possession covered 49 yards in 10 plays and resulted in a 42-yard field goal by David Treadwell.

After limiting the 49ers to four yards on their next drive, Denver took possession on its own 49, but on first down, running back Bobby Humphrey fumbled and defensive end Kevin Fagan recovered for San Francisco on its 46. That turnover led to a 7-yard touchdown pass from Montana to tight end Brent Jones, and after a failed extra point attempt, San Francisco led 13-3 with three seconds left in the first quarter.

The Broncos failed to cross midfield in the second quarter while the 49ers scored on a 1-yard run by running back Tom Rathman and a 38-yard pass from Montana to Rice, taking a 27-3 lead into halftime.

San Francisco was unable to move the ball on the opening possession of the second half, but Elway was intercepted on the first play of Denver's next drive to give the 49ers possession on the Broncos' 28. On first down, Montana threw a touchdown pass to Rice to put his team up 34-3 with 2:12 gone in the third quarter.

The next Denver drive also ended with an interception, leading to a 35-yard scoring pass from Montana to John Taylor.

The Broncos, spurred by a 34-yard run by Humphrey, moved 61 yards in five plays and a penalty to score on a 3-yard run by Elway. San Francisco roared back with an 11-play, 75-yard drive that ended with a 3-yard touchdown run by Rathman. Following another Broncos fumble, running back Roger Craig plowed into the end zone on a 1-yard run to round out the scoring early in the fourth quarter and give the 49ers a 55-10 victory.

OFFICIALS:

Referee — Dick Jorgensen (60); **Umpire** — Hendi Ancich (115); **Line Judge** — Ron Blum (83); **Side Judge** — Gerry Austin (34); **Head Linesman** — Earnie Frantz (111); **Back Judge** — Al Jury (106); **Field Judge** — Don Orr (77).

DENVER BRONCOS

OFFENSE

WR 82 V. Johnson
LT 60 G. Perry
LG 66 J. Juriga
C 72 K. Kartz
RG 67 D. Widell
RT 76 K. Lanier
TE 89 O. Mobley
WR 80 M. Jackson
QB 7 J. Elway
RB 30 S. Sewell
RB 26 B. Humphrey

DEFENSE

LE 92 A. Carreker
NT 71 G. Kragen
RE 90 R. Holmes
LOLB 56 M. Brooks
LILB 55 R. Dennison
RILB 77 K. Mecklenburg
ROLB 73 S. Fletcher
LCB 34 T. Braxton
RCB 24 W. Henderson
SS 49 D. Smith
FS 27 S. Atwater

BRONCOS SUBSTITUTIONS: P 2 M. Horan, QB 8 G. Kubiak, K 9 D. Treadwell, RB 23 S. Winder, S 25 K. Corrington, CB 29 D. Carrington, RB 32 M. Bratton, RB 35 K. Bell, CB 36 M. Haynes, S 48 R. Robbins, LB 51 M. Munford, G/C 54 K. Bishop, LB 58 S. Curtis, LB 59 T. Lucas, DE/NT 61 A. Townsend, G 65 M. Smith, DE/NT 68 B. Henke, WR 83 M. Young, WR 84 R. Nattiel, TE 86 P. Green, TE 88 C. Kay, DE 91 W. Powers, LB 97 B. Klosterman. **INACTIVE:** RB 40 J. Alexander, C 57 M. Ruether.

SAN FRANCISCO 49ERS

OFFENSE

WR 82 J. Taylor
LT 77 W. Paris
LG 62 G. McIntyre
C 61 J. Sapolu
RG 69 B. Collie
RT 79 H. Barton
TE 84 B. Jones
WR 80 J. Rice
QB 16 J. Montana
RB 33 R. Craig
RB 44 T. Rathman

DEFENSE

LE 78 P. Holt
NT 95 M. Carter
RE 75 K. Fagan
LOLB 94 C. Haley
LILB 54 M. Millen
RILB 99 M. Walter
ROLB 58 K. Turner
LCB 26 D. Pollard
RCB 29 D. Griffin
SS 31 C. Brooks
FS 42 R. Lott

49ERS SUBSTITUTIONS: K 6 M. Cofer, QB 8 S. Young, P 9 B. Helton, CB 21 E. Wright, CB 22 T. McKyer, RB 23 S. Tillman, RB 24 H. Sydney, RB 32 T. Flagler, S 40 J. Jackson, LB 53 B. Romanowski, LB 56 S. Hendrickson, LB 59 K. DeLong, C/G 60 C. Thomas, NT 64 J. Burt, G 66 T. Tausch, NT 67 P. Kulger, T 74 S. Wallace, TE 81 J. Williams, WR 85 M. Wilson, WR 88 M. Sherrard, TE 89 W. Walls, DE 91 L. Roberts, DE/LB 96 D. Stubbs. **INACTIVE:** QB 13 S. Bono, LB 98 A. Goss.

		1	2	3	4	OT	TOTAL	FIELD GOALS (made () & missed)	
VISITOR	San Francisco 49ers	13	14	14	14	—	55		
HOME	Denver Broncos	3	0	7	0	—	10	D. Treadwell (42)	

Team	Qtr	Clock Time	PLAY DESCRIPTION (Extra Point) (Drive Info)	SCORE Visitor	SCORE Home
49ERS	1	4:54	J. Rice 20 yd. pass from J. Montana (M. Cofer, kick) (10-66, 3:59)	7	0
BRONCOS	1	8:13	D. Treadwell 42 yd. Field Goal (10-49, 3:19)	7	3
49ERS	1	14:57	B. Jones 7 yd. pass from J. Montana (No good, WR) (10-54, 5:15)	13	3
49ERS	2	7:45	T. Rathman 1 yd. run (M. Cofer, kick) (14-69, 7:07)	20	3
49ERS	2	14:26	J. Rice 38 yd. pass from J. Montana (M. Cofer, kick) (5-59, 1:04)	27	3
49ERS	3	2:12	J. Rice 28 yd. pass from J. Montana (M. Cofer, kick) (1-28, 0:06)	34	3
49ERS	3	5:16	J. Taylor 35 yd. pass from J. Montana (M. Cofer, kick) (2-37, 0:48)	41	3
BRONCOS	3	8:07	J. Elway 3 yd. run (D. Treadwell, kick) (5-61, 2:51)	41	10
49ERS	4	0:03	T. Rathman 3 yd. run (M. Cofer, kick) (11-75, 6:56)	48	10
49ERS	4	1:13	R. Craig 1 yd. run (M. Cofer, kick) (1-1, 0:04)	55	10

FINAL INDIVIDUAL STATISTICS

San Francisco 49ers										Denver Broncos											
RUSHING	ATT	YDS	AVG	LG	TD					RUSHING	ATT	YDS	AVG	LG	TD						
R. Craig	20	69	3.5	18	1					B. Humphrey	12	61	5.1	34	0						
T. Rathman	11	38	3.5	18	2					J. Elway	4	8	2.0	3	1						
J. Montana	2	15	7.5	10	0					S. Winder	1	-5	-5.0	-5	0						
T. Flagler	6	14	2.3	10	0																
S. Young	4	6	1.5	11	0																
H. Sydney	1	2	2.0	2	0																
TOTAL	44	144	3.3	18	3					TOTAL	17	64	3.8	34	1						
PASSING	ATT	CMP	YDS	TKD/ YD	TD	LG	IN	Rtg.					PASSING	ATT	CMP	YDS	TKD/ YD	TD	LG	IN	Rtg.
J. Montana	29	22	297	1/0	5	38	0	147.6					J. Elway	26	10	108	4/30	0	27	2	19.4
S. Young	3	2	20	0/0	0	13	0	85.4					G. Kubiak	3	1	28	2/3	0	28	0	68.8
TOTAL	32	24	317	1/0	5	38	0	145.4					TOTAL	29	11	136	6/33	0	28	2	24.5
PASS RECEIVING	NO	YDS	AVG	LG	TD					PASS RECEIVING	NO	YDS	AVG	LG	TD						
J. Rice	7	148	21.1	38	3					B. Humphrey	3	38	12.7	27	0						
R. Craig	5	34	6.8	12	0					S. Sewell	2	22	11.0	12	0						
T. Rathman	4	43	10.8	18	0					V. Johnson	2	21	10.5	13	0						
J. Taylor	3	49	16.3	35	1					R. Nattiel	1	28	28.0	28	0						
M. Sherrard	1	13	13.0	13	0					M. Bratton	1	14	14.0	14	0						
W. Walls	1	9	9.0	9	0					S. Winder	1	7	7.0	7	0						
B. Jones	1	7	7.0	7	1					C. Kay	1	6	6.0	6	0						
H. Sydney	1	7	7.0	7	0																
J. Williams	1	7	7.0	7	0																
TOTAL	24	317	13.2	38	5					TOTAL	11	136	12.4	28	0						
INTERCEPTIONS	NO	YDS	AVG	LG	TD					INTERCEPTIONS	NO	YDS	AVG	LG	TD						
M. Walter	1	4	4.0	4	0																
C. Brooks	1	38	38.0	38	0																
TOTAL	2	42	21.0	38	0					TOTAL	0	0	0.0	—	0						
PUNTING	NO	YDS	AVG	NET	TB	IN20	LG					PUNTING	NO	YDS	AVG	NET	TB	IN20	LG		
B. Helton	4	158	39.5	36.8	0	2	47					M. Horan	6	231	38.5	32.2	0	0	43		
TOTAL	4	158	39.5	36.8	0	2	47					TOTAL	6	231	38.5	32.2	0	0	43		
PUNT RETURNS	NO	YDS	AVG	FC	LG	TD					PUNT RETURNS	NO	YDS	AVG	FC	LG	TD				
J. Taylor	3	38	12.7	2	17	0					V. Johnson	2	11	5.5	1	7	0				
(OUT OF BOUNDS)	1	0	0.0	0	—	0					(DOWNED)	1	0	0.0	0	—	0				
RETURNS	3	38	12.7	2	17	0					RETURNS	2	11	5.5	1	7	0				
KICKOFF RETURNS	NO	YDS	AVG	FC	LG	TD					KICKOFF RETURNS	NO	YDS	AVG	FC	LG	TD				
T. Flagler	3	49	16.3	0	22	0					D. Carrington	6	146	24.3	0	39	0				
											K. Bell	2	41	20.5	0	24	0				
											M. Bratton	1	9	9.0	0	9	0				
RETURNS	3	49	16.3	0	22	0					RETURNS	9	196	21.8	0	39	0				
San Francisco 49ers	Own	FUMBLE	Rec.	Yds	TD	FF	Rec.	Yds	TD	Out	Denver Broncos	Own	FUMBLE	Rec.	Yds	TD	FF	Rec.	Yds	TD	Out
K. Fagan	0	0	0	0	0	1	0	0	0	0	B. Humphrey	1	1	0	0	0	0	0	0	0	0
C. Brooks	0	0	0	0	0	1	0	0	0	0	J. Elway	2	1	1	-1	0	0	0	0	0	0
D. Griffin	0	0	0	0	0	1	0	0	0	0											
D. Stubbs	0	0	0	0	0	0	1	15	0	0											
TOTAL	0	0	0	0	0	2	2	15	0	0	TOTAL	3	2	1	-1	0	0	0	0	0	0

FINAL TEAM STATISTICS

	49ERS	BRONCOS		49ERS	BRONCOS
TOTAL FIRST DOWNS	28	12	PUNTS Number and Average	4-39.5	6-38.5
By Rushing	14	5	Had Blocked	0	0
By Passing	14	6	FGs — PATs Had Blocked	0	0
By Penalty	0	1	TOTAL RETURN YARDAGE (Not Including Kickoffs)	80	11
THIRD DOWN EFFICIENCY	8-15-53%	3-11-27%	No. and Yards Punt Returns	3-38	2-11
FOURTH DOWN EFFICIENCY	2-2-100%	0-0-0%	No. and Yards Kickoff Returns	3-49	9-196
TOTAL NET YARDS	461	167	No. and Yards Interception Returns	2-42	0-0
Total Offensive Plays (inc. times thrown passing)	77	52	PENALTIES Number and Yards	4-38	0-0
Average gain per offensive play	6.0	3.2	FUMBLES Number and Lost	0-0	3-2
NET YARDS RUSHING	144	64	TOUCHDOWNS	3	1
Total Rushing Plays	44	17	Rushing	3	1
Average gain per rushing play	3.3	3.8	Passing	5	0
NET YARDS PASSING	317	103	EXTRA POINTS Made-Attempts	7-8	1-1
Times thrown — yards lost attempting to pass	1-0	6-33	FIELD GOALS Made-Attempts	0-0	1-1
Gross yards passing	317	136	SAFETIES	0	0
PASS ATTEMPTS-COMPLETIONS-HAD INTERCEPTED	32-24-0	29-11-2	FINAL SCORE	55	10
Average gain per pass play (inc. # thrown passing)	9.6	2.9	TIME OF POSSESSION	39:31	20:29
KICKOFFS Number-In End Zone-Touchbacks	9-3-0	3-0-0			

BRONCOS DEFENSIVE STATISTICS

(based on unofficial press box statistics)																					
PLAYER	UT	A	TT	S-YDS	I-YDS	PD	FF	FR			PLAYER	UT	A	TT	S-YDS	I-YDS	PD	FF	FR		
T. Braxton	8	0	8	1-0	0-0	2	0	0			M. Brooks	3	0	3	0-0	0-0	0	0	0		
S. Atwater	4	4	8	0-0	0-0	0	0	0			A. Carreker	2	1	3	0-0	0-0	0	0	0		
M. Munford	5	1	6	0-0	0-0	0	0	0			A. Townsend	2	1	3	0-0	0-0	0	0	0		
R. Dennison	5	0	5	0-0	0-0	0	0	0			D. Carrington	2	0	2	0-0	0-0	0	0	0		
S. Fletcher	5	0	5	0-0	0-0	0	0	0			W. Powers	2	0	2	0-0	0-0	0	0	0		
W. Henderson	5	0	5	0-0	0-0	1	0	0			T. Lucas	1	1	2	0-0	0-0	0	0	0		
S. Curtis	4	1	5	0-0	0-0	0	0	0			K. Corrington	1	0	1	0-0	0-0	0	0	0		
G. Krager	4	0	4	0-0	0-0	0	0	0			K. Mecklenburg	1	0	1	0-0	0-0	0	0	0		
R. Holmes	3	1	4	0-0	0-0	0	0	0			TEAM TOTALS	58	13	71	1-0	0-0	3	0	0		
D. Smith	1	3	4	0-0	0-0	0	0	0													



Denver 37, Cleveland 21

Sunday, Jan. 14, 1990 • 11:30 a.m. MST • Mile High Stadium • Denver

WEATHER: Sunny, 53°. Wind W 10 mph • ATTENDANCE: 76,005 • TIME: 3:28

1989 AFC Championship Game

The Denver Broncos won their third American Football Conference Championship in four years with a dynamic 37-21 victory over Cleveland before 76,005 fans at Mile High Stadium.

Broncos quarterback John Elway threw for 385 yards and three touchdowns, running back Sammy Winder tied a Denver postseason record with two touchdowns and strong safety Dennis Smith posted two of the Broncos' three interceptions. Denver also totaled 497 yards of offense, averaging 6.5 yards on 76 plays.

The Broncos took the opening kickoff and drove to the Cleveland 1, but on third down, Elway's pitch to running back Bobby Humphrey was fumbled and the Browns' Andrew Stewart recovered on the 8. With five minutes left in the first quarter, Smith picked off a Bernie Kosar pass and returned it to the Cleveland 32. Denver moved to the Cleveland 12 but had to settle for a 29-yard field goal by David Treadwell.

Neither team mounted scoring drives until the Broncos took possession on their own 18 with 6:54 left in the half. On first down, Elway hit wide receiver Mark Jackson for 12 yards, and three plays later he connected with wide receiver Michael Young for a 70-yard touchdown that put Denver ahead 10-0 at the half.

The Browns took the opening kickoff of the second half and drove 70 yards in eight plays, scoring on a 27-yard pass from Kosar to Brian Brennan. Denver roared right back on its next possession, going 80 yards in six plays and scoring on a 5-yard pass from Elway to tight end Orson Mobley on a drive sparked by a 53-yard Young reception.

The Broncos began their next possession at their 40-yard line and, buoyed by a 25-yard run by Elway, covered 60 yards in six plays and scored on a 7-yard run by Winder, making the score 24-7 late in the third quarter.

The Browns needed just six plays to go 72 yards and score on a 10-yard Kosar-to-Brennan pass, and two plays into Denver's next drive, Cleveland's Felix Wright recovered a Denver fumble and returned it to the Broncos' 1. On second down, Tim Manoa barreled in from the 2, cutting Denver's lead to 24-21 with one second left in the third quarter.

The Broncos shut out the Browns in the fourth quarter while posting 13 points of their own. A 39-yard touchdown grab by Winder along with two Treadwell field goals accounted for Denver's final points of the afternoon.

OFFICIALS:

Referee — Dick Hantak (105); **Umpire** — Art Demmas (78); **Line Judge** — Bill Reynolds (53); **Side Judge** — Nate Jones (97); **Head Linesman** — Dale Williams (8); **Back Judge** — Paul Baetz (22); **Field Judge** — Jack Vaughan (93).

DENVER BRONCOS

OFFENSE

WR 82 V. Johnson
LT 60 G. Perry
LG 66 J. Juriga
C 72 K. Kartz
RG 67 D. Widell
RT 76 K. Lanier
TE 87 P. Kelly
WR 80 M. Jackson
QB 7 J. Elway
FB 32 M. Bratton
RB 26 B. Humphrey

DEFENSE

LE 92 A. Carreker
NT 71 G. Kragen
RE 90 R. Holmes
LOLB 56 M. Brooks
LILB 55 R. Dennison
RLB 77 K. Mecklenburg
ROLB 73 S. Fletcher
LCB 34 T. Braxton
RCB 24 W. Henderson
SS 49 D. Smith
FS 27 S. Atwater

BRONCOS SUBSTITUTIONS: P 2 M. Horan, QB 8 G. Kubiak, K 9 D. Treadwell, RB 23 S. Winder, S 25 K. Corrington, CB 29 D. Carrington, RB 30 S. Sewell, RB 35 K. Bell, CB 36 M. Haynes, S 48 R. Robbins, LB 51 M. Munford, G/C 54 K. Bishop, LB 58 S. Curtis, LB 59 T. Lucas, DE/NT 61 A. Townsend, G 65 M. Smith, DE/NT 68 B. Henke, WR 83 M. Young, WR 84 R. Nattiel, TE 88 C. Kay, TE 89 O. Mobley, DE 91 W. Powers, LB 97 B. Klosterman. **INACTIVE:** RB 40 J. Alexander, C 57 M. Ruether.

CLEVELAND BROWNS

OFFENSE

WR 84 W. Slaughter
LT 74 P. Farren
LG 68 T. Banker
C 73 G. Rakoczy
RG 66 T. Jones
RT 63 C. Risien
TE 82 O. Newsome
WR 88 R. Langhorne
QB 19 B. Kosar
RB 21 E. Metcalf
FB 34 K. Mack

DEFENSE

LDE 60 A. Baker
LDt 78 C. Hairston
RDT 92 M. Perry
RDE 97 R. Banks
LLB 57 C. Matthews
MLB 59 M. Johnson
RLB 56 D. Grayson
LCB 31 F. Minnifield
RCB 29 H. Dixon
SS 22 F. Wright
FS 30 T. Gash

BROWNS SUBSTITUTIONS: K 9 M. Bahr, QB 10 M. Pagel, P 15 B. Wagner, CB 23 M. Harper, RB 26 K. Jones, RB 33 M. Oliphant, RB 35 B. Redden, S 40 K. Kramer, FB 42 T. Manoa, S 49 R. Lyons, LB 50 V. Walters, LB 51 E. Johnson, LB 58 C. Charlton, C 64 T. Baugh, DE 71 T. Gibson, DL 75 C. Pike, T 77 R. Bolden, WR 85 L. Tillman, WR 86 B. Brennan, TE 87 R. Middleton, WR 89 G. McNeil, DE 96 A. Stewart. **DID NOT PLAY:** DB 24 T. Blaylock. **INACTIVE:** T 70 K. Simons, T 72 K. Robbins.

		1	2	3	4	OT	TOTAL
VISITOR	Cleveland Browns	0	0	21	0	—	21
HOME	Denver Broncos	3	7	14	13	—	37

FIELD GOALS (made () & missed)

D. Treadwell (29) 54B (34) (31)

Team	Qtr	Clock Time	PLAY DESCRIPTION (Extra Point) (Drive Info)	SCORE Visitor	Home
BRONCOS	1	12:59	D. Treadwell 29 yd. Field Goal (5-20, 2:46)	0	3
BRONCOS	2	9:03	M. Young 70 yd. pass from J. Elway (D. Treadwell, kick) (4-82, 0:57)	0	10
BROWNS	3	3:19	B. Brennan 27 yd. pass from B. Kosar (M. Bahr, kick) (8-70, 3:19)	7	10
BRONCOS	3	7:00	O. Mobley 5 yd. pass from J. Elway (D. Treadwell, kick) (6-80, 3:41)	7	17
BRONCOS	3	10:41	S. Winder 7 yd. run (D. Treadwell, kick) (6-60, 2:41)	7	24
BROWNS	3	12:48	B. Brennan 10 yd. pass from B. Kosar (M. Bahr, kick) (6-72, 2:07)	14	24
BROWNS	3	14:59	T. Manoa 2 yd. run (M. Bahr, kick) (2-1, 1:12)	21	24
BRONCOS	4	2:25	S. Winder 39 yd. pass from J. Elway (D. Treadwell, kick) (6-80, 2:26)	21	31
BRONCOS	4	6:38	D. Treadwell 34 yd. Field Goal (7-22, 3:48)	21	34
BRONCOS	4	13:00	D. Treadwell 31 yd. Field Goal (10-34, 6:50)	21	37

FINAL INDIVIDUAL STATISTICS																					
Cleveland Browns										Denver Broncos											
RUSHING	ATT	YDS	AVG	LG	TD					RUSHING	ATT	YDS	AVG	LG	TD						
K. Mack	6	36	6.0	19	0					J. Elway	5	39	7.8	25	0						
B. Kosar	2	22	11.0	16	0					S. Winder	21	37	1.8	9	1						
T. Manoa	2	5	2.5	3	1					B. Humphrey	8	23	2.9	9	0						
E. Metcalf	3	4	1.3	2	0					S. Sewell	4	17	4.3	12	0						
R. Langhorne	1	-1	-1.0	-1	0					M. Bratton	1	4	4.0	4	0						
TOTAL	14	66	4.7	19	1					TOTAL	39	120	3.1	25	1						
PASSING	ATT	CMP	YDS	TD	LG	IN	Rtg.					PASSING	ATT	CMP	YDS	TD	LG	IN	Rtg.		
B. Kosar	44	19	210	4/20	2	27	3	44.7					J. Elway	36	20	385	1/8	3	70	0	120.7
TOTAL	44	19	210	4/20	2	27	3	44.7					TOTAL	36	20	385	1/8	3	70	0	120.7
PASS RECEIVING	NO	YDS	AVG	LG	TD					PASS RECEIVING	NO	YDS	AVG	LG	TD						
R. Langhorne	5	78	15.6	27	0					V. Johnson	7	91	13.0	23	0						
B. Brennan	5	58	11.6	27	2					S. Sewell	3	55	18.3	43	0						
W. Slaughter	3	36	12.0	16	0					M. Young	2	123	61.5	70	1						
K. Mack	2	8	4.0	5	0					S. Winder	2	39	19.5	39	1						
E. Metcalf	2	7	3.5	4	0					M. Jackson	2	25	12.5	13	0						
L. Tillman	1	15	15.0	15	0					O. Mobley	2	22	11.0	17	1						
T. Manoa	1	8	8.0	8	0					B. Humphrey	1	23	23.0	23	0						
TOTAL	19	210	11.1	27	2					TOTAL	20	385	19.3	70	3						
INTERCEPTIONS	NO	YDS	AVG	LG	TD					INTERCEPTIONS	NO	YDS	AVG	LG	TD						
										D. Smith	2	13	6.5	9	0						
										K. Corrington	1	1	1.0	1	0						
TOTAL	0	0	0.0	—	0					TOTAL	3	14	4.7	9	0						
PUNTING	NO	YDS	AVG	NET	TB	IN20	LG					PUNTING	NO	YDS	AVG	NET	TB	IN20	LG		
B. Wagner	8	338	42.3	35.3	1	1	52					M. Horan	5	232	46.4	37.0	2	1	61		
TOTAL	8	338	42.3	35.3	1	1	52					TOTAL	5	232	46.4	37.0	2	1	61		
PUNT RETURNS	NO	YDS	AVG	FC	LG	TD					PUNT RETURNS	NO	YDS	AVG	FC	LG	TD				
G. McNeil	1	7	7.0	1	7	0					V. Johnson	4	36	9.0	0	11	0				
(DOWNED)	1	0	0.0	0	—	0					(DOWNED)	3	0	0.0	0	—	0				
(TOUCHBACK)	2	0	0.0	0	—	0					(TOUCHBACK)	1	0	0.0	0	—	0				
RETURNS	1	7	7.0	1	7	0					RETURNS	4	36	9.0	0	11	0				
KICKOFF RETURNS	NO	YDS	AVG	FC	LG	TD					KICKOFF RETURNS	NO	YDS	AVG	FC	LG	TD				
E. Metcalf	6	118	19.7	0	28	0					(TOUCHBACK)	4	0	0.0	0	—	0				
K. Jones	1	12	12.0	0	12	0															
(TOUCHBACK)	1	0	0.0	0	—	0															
RETURNS	7	130	18.6	0	28	0					RETURNS	0	0	0.0	0	—	0				
Cleveland Browns	Own	Opp.	Out					Denver Broncos	Own	Opp.	Out										
FUMBLES	Fum	Lost	Rec.	Yds	TD	FF	Rec.	Yds	TD	Bnds	FUMBLES	Fum	Lost	Rec.	Yds	TD	Bnds				
A. Stewart	0	0	0	0	0	0	1	0	0	0	J. Elway	1	1	0	-6	0	0	0			
K. Mack	2	0	1	0	0	0	0	0	0	0	M. Bratton	1	1	0	0	0	0	0			
B. Kosar	1	0	2	0	0	0	0	0	0	0											
F. Wright	0	0	0	0	0	0	1	27	0	0											
TOTAL	3	0	3	0	0	0	2	27	0	0	TOTAL	2	2	0	-6	0	0	0	0		

FINAL TEAM STATISTICS																			
BROWNS										BRONCOS									
TOTAL FIRST DOWNS					14					22					PUNTS Number and Average				
By Rushing					3					6					Had Blocked				
By Passing					11					14					FGs – PATs Had Blocked				
By Penalty					0					2					TOTAL RETURN YARDAGE (Not Including Kickoffs)				
THIRD DOWN EFFICIENCY					3-13-23%					9-18-50%					No. and Yards Punt Returns				
FOURTH DOWN EFFICIENCY					0-1-0%					0-0-0%					No. and Yards Kickoff Returns				
TOTAL NET YARDS					256					497					No. and Yards Interception Returns				
Total Offensive Plays (inc. times thrown passing)					62					76					PENALTIES Number and Yards				
Average gain per offensive play					4.1					6.5					FUMBLES Number and Lost				
NET YARDS RUSHING					66					120					TOUCHDOWNS				
Total Rushing Plays					14					39					Rushing				
Average gain per rushing play					4.7					3.1					Passing				
NET YARDS PASSING					190					377					Returns				
Times thrown – yards lost attempting to pass					4-20					1-8					EXTRA POINTS Made-Attempts				
Gross yards passing					210					385					FIELD GOALS Made-Attempts				
PASS ATTEMPTS-COMPLETIONS-HAD INTERCEPTED					44-19-3					36-20-0					SAFETIES				
Average gain per pass play (inc. # thrown passing)					4.0					10.2					FINAL SCORE				
KICKOFFS Number-In End Zone-Touchbacks					4-4-4					8-1-1					TIME OF POSSESSION				

BRONCOS DEFENSIVE STATISTICS																			
(based on unofficial press box statistics)																			
PLAYER	UT	A	TT	S-YDS	I-YDS	PD	FF	FR	PLAYER	UT	A	TT	S-YDS	I-YDS	PD	FF	FR		
T. Braxton	6	1	7	0-0	0-0	2	0	0	M. Brooks	1	0	1	0-0	0-0	0	0	0		
S. Fletcher	5	2	7	2-3	0-0	1	0	0	M. Haynes	1	0	1	0-0	0-0	0	0	0		
K. Mecklenburg	3	1	4	0-0	0-0	0	0	0	R. Holmes	1	0	1	0-0	0-0	2	0	0		
W. Henderson	3	0	3	0-0	0-0	0	0	0	K. Corrington	0	1	1	0-0	1-1	0	0	0		
D. Smith	3	0	3	0-0	2-13	0	0	0	D. Carrington	0	0	0	0-0	0-0	0	0	0		
S. Alwater	2	1	3	0-0	0-0	0	0	0	S. Curtis	0	0	1	0-0	0-0	0	0	0		
A. Townsend	2	1	3	1-10	0-0	0	0	0	R. Dennison	0	0	0	0-0	0-0	0	0	0		
A. Carreker	2	0	2	1-7	0-0	1	0	0	B. Henke	0	0	0	0-0	0-0	0	0	0		
G. Kragen	2	0	2	0-0	0-0	0	0	1	B. Klosterman	0	0	0	0-0	0-0	0	0	0		
M. Munford	2	0	2	0-0	0-0	0	0	0	T. Lucas	0	0	0	0-0	0-0	0	0	0		
R. Robbins	2	0	2	0-0	0-0	0	0	0	TEAM TOTALS	35	7	42	4-20	3-13	6	0	0		



Denver 24, Pittsburgh 23

Sunday, Jan. 7, 1990 • 2 p.m. MST • Mile High Stadium • Denver

WEATHER: Sunny, 55°, Wind W 6 mph • ATTENDANCE: 75,868 • TIME: 2:57

1989 AFC Divisional Playoff Game

The Denver Broncos advanced to their third AFC Championship game in four years with a come-from-behind 24-23 victory against the Steelers before 75,868 fans at Mile High Stadium. Although Pittsburgh held the upper hand in total yards (404 to 364) and time of possession (34:14 to 25:46), Denver was able to mount a late fourth-quarter drive and score the winning touchdown with just 2:27 remaining.

The Steelers took the opening kickoff and drove 65 yards in 13 plays, scoring on a 32-yard Gary Anderson field goal. Following a 45-yard run by Merrill Hoge and a 33-yard Bubby Brister-to-Tim Worley pass play, the Steelers were knocking on the door again and scored three plays later on a 7-yard run by Hoge. The score put Pittsburgh ahead 10-0 with 1:38 gone in the second quarter.

The Broncos took their first possession of the second quarter and drove 75 yards in 12 plays to score on a 1-yard plunge by running back Mel Bratton on third-and-goal. The Steelers bounced back, traveling 77 yards in 12 plays to score on a 9-yard pass from Brister to wide receiver Louis Lipps. The Broncos got the ball back on their own 33 with 20 seconds left in the half. Two Elway passes put Denver at the Pittsburgh 26 with two seconds left, setting up David Treadwell's 43-yard field goal that pulled Denver within 17-10 at halftime.

Early in the third quarter, Denver nose tackle Greg Kragen forced a Tim Worley fumble that cornerback Tyrone Braxton recovered for the Broncos on the Steelers' 37-yard line. On first down, Elway found wide receiver Vance Johnson for a touchdown to tie the score at 17. Pittsburgh's next two possessions ended in Anderson field goals, and the Steelers held a 23-17 lead in the early stages of the fourth quarter.

After an exchange of punts, the Broncos took possession on their own 29 with 7:06 left in the game. Elway connected with Jackson for 18 yards and then handed off to running back Bobby Humphrey, who pitched the ball back to Elway, setting up his 36-yard strike to Johnson that gave Denver a first down on the Steelers' 26. Humphrey ran on the next four plays, gaining 24 yards and taking the ball to the 2. On third-and-goal from the 1, Bratton scored again and Treadwell's extra point gave Denver its first lead of the game with 2:27 left in regulation.

Pittsburgh got the ball on its own 20, but on third down Brister's signals were drowned out by the crowd and he mis-handled the snap. Randy Robbins recovered for Denver on the Pittsburgh 18, and the Broncos were able to run out the clock.

OFFICIALS:

Referee — Gene Barth (14); **Umpire** — Dave Hamilton (42); **Line Judge** — Ron Blum (83); **Side Judge** — Gene Austin (34); **Head Linesman** — Ron Phares (10); **Back Judge** — Louis Richard (68); **Field Judge** — Bobby Skelton (73).

DENVER BRONCOS

OFFENSE

WR 82 V. Johnson
LT 60 G. Perry
LG 66 J. Juriga
C 72 K. Kartz
RG 67 D. Widell
RT 76 K. Lanier
TE 89 O. Mobley
WR 80 M. Jackson
QB 7 J. Elway
FB 32 M. Bratton
RB 26 B. Humphrey

DEFENSE

LE 92 A. Carreker
NT 71 G. Kragen
RE 90 R. Holmes
LOLB 56 M. Brooks
LILB 51 M. Munford
RILB 77 K. Mecklenburg
ROLB 73 S. Fletcher
LCB 34 T. Braxton
RCB 24 W. Henderson
SS 49 D. Smith
FS 27 S. Atwater

BRONCOS SUBSTITUTIONS: P 2 M. Horan, QB 8 G. Kubiak, K 9 D. Treadwell, RB 23 S. Winder, S 25 K. Corrington, CB 29 D. Corrington, RB 30 S. Sewell, RB 35 K. Bell, CB 36 M. Haynes, S 48 R. Robbins, G/C 54 K. Bishop, LB 55 R. Dennison, LB 58 S. Curtis, LB 59 T. Lucas, DE/NT 61 A. Townsend, G 65 M. Smith, DE/NT 68 B. Henke, WR 83 M. Young, WR 84 R. Nattiel, TE 87 P. Kelly, TE 88 C. Kay, DE 91 W. Powers, LB 97 B. Klosterman. **INACTIVE:** RB 40 J. Alexander, C 57 M. Ruether.

PITTSBURGH STEELERS

OFFENSE

WR 87 W. Thompson
LT 65 J. Jackson
LG 79 J. Reinstra
C 63 D. Dawson
RG 74 T. Long
RT 62 T. Ilkin
TE 84 M. Mularkey
WR 83 L. Lipps
QB 6 B. Brister
FB 33 M. Hoge
RB 38 T. Worley

DEFENSE

LE 93 K. Willis
NT 98 G. Williams
RE 78 T. Johnson
LOLB 53 B. Hinkle
LILB 50 D. Little
RILB 54 H. Nickerson
ROLB 95 G. Lloyd
LCB 49 D. Woodruff
RCB 26 R. Woodson
SS 37 C. Lake
FS 27 T. Everett

STEELERS SUBSTITUTIONS: K 1 G. Anderson, P 18 H. Newsome, RB 20 D. Stone, CB 22 L. Griffin, RB 23 T. Tyrell, CB 25 D. Arnold, CB 35 D. Hall, RB 40 R. Wilkerson, CB 44 D. Johnson, LB 55 T. Simien, G 60 B. Blakenship, NT 68 L. Freeman, T 71 T. Ricketts, G/T 73 C. Wolfey, WR 80 M. Stock, TE 85 T. O'Shea, LB 90 T. Stowe, LB 91 J. Williams, DE 94 A. Jones, LB 92 J. Olsavsky. **DID NOT PLAY:** QB 11 R. Strom, C 51 C. Lanza, WR 82 D. Hill. **INACTIVE:** QB 14 T. Blackledge, WR 88 J. Johnson.

		1	2	3	4	OT	TOTAL	FIELD GOALS (made () & missed)		
VISITOR	Pittsburgh Steelers	3	14	3	3	—	23	G. Anderson	(32)	(35) (32)
HOME	Denver Broncos	0	10	7	7	—	24	D. Treadwell	(43)	

Team	Qtr	Clock Time	PLAY DESCRIPTION (Extra Point) (Drive Info)	SCORE	Visitor	Home
STEELERS	1	7:47	G. Anderson 32 yd. Field Goal (13-65, 7:47)	3	0	0
STEELERS	2	1:38	M. Hoge 7 yd. run (G. Anderson, kick) (5-93, 2:27)	10	0	0
BRONCOS	2	8:38	M. Bratton 1 yd. run (D. Treadwell, kick) (12-75, 7:00)	10	7	
STEELERS	2	14:34	L. Lipps 9 yd. pass from B. Brister (G. Anderson, kick) (12-77, 5:56)	17	7	
BRONCOS	2	15:00	D. Treadwell 43 yd. Field Goal (3-41, 0:26)	17	10	
BRONCOS	3	1:58	V. Johnson 37 yd. pass from J. Elway (D. Treadwell, kick) (1-37, 0:07)	17	17	
STEELERS	3	7:26	G. Anderson 35 yd. Field Goal (10-62, 5:28)	20	17	
STEELERS	4	0:07	G. Anderson 32 yd. Field Goal (10-34, 5:54)	23	17	
BRONCOS	4	12:33	M. Bratton 1 yd. run (D. Treadwell, kick) (9-71, 4:39)	23	24	

Denver Broncos

FINAL TEAM STATISTICS

BRONCOS DEFENSIVE STATISTICS

(based on unofficial press box statistics)

557



Washington 42, Denver 10

Sunday, Jan. 31, 1988 • 3:20 p.m. PST • Jack Murphy Stadium • San Diego

WEATHER: Mostly Cloudy, 61°, Wind SW 5 mph • ATTENDANCE: 73,302 • TIME: 3:40

Super Bowl XXII



The Washington Redskins scored 35 points in the second quarter to power their way to a 42-10 victory against the Denver Broncos in Super Bowl XXII at Jack Murphy Stadium in San Diego in front of 73,302 fans.

Super Bowl MVP Doug Williams of Washington completed 18-of-29 passes for 340 yards with four touchdowns while running back Timmy Smith gained 204 yards on 22 carries, scoring twice, and wide receiver Ricky Sanders caught nine passes for 193 yards (21.4 avg.) with two touchdowns.

The Broncos took an early lead on their first play from scrimmage, a 56-yard pass from John Elway to Ricky Nattiel that occurred with 1:57 gone in the game. Denver's next possession stalled at the Redskins' 7-yard line, but Rich Karlis put the Broncos up 10-0 with a 24-yard field goal.

In the second quarter, however, Denver's dreams of a World Championship were blown apart by the Redskins. On Washington's first play of the quarter, Williams and Sanders connected for an 80-yard touchdown pass to bring the score to 10-7. The Redskins took the lead for good on the fifth play of their next possession when Williams found Gary Clark for a 27-yard touchdown.

Denver got as far as the Washington 26 on its next drive, but Karlis' 43-yard field goal attempt sailed wide left. Two plays later, Smith scored on a 58-yard run to increase the Washington lead to 21-10. The Redskins' next possession ended with a 50-yard Williams-to-Sanders touchdown pass, and minutes later, Williams and Clint Didier combined for an 8-yard touchdown pass to give the Redskins a 35-10 lead at halftime.

The Redskins could move only as far as the Redskins' 48-yard line in the second half, and Washington closed out the scoring late in the game on a 4-yard run by Smith.

The Redskins finished with 602 total yards, including the 340 passing yards from Williams. Their defense limited Denver to 327 total yards while holding Elway to just 14-of-38 passing for 257 yards and intercepting him three times. The Broncos were only able to total 97 rushing yards in the game and were held to 2-of-12 (16.7%) success on third downs.

OFFICIALS:

Referee — Bob McElwee (95); **Umpire** — Al Conway (27); **Line Judge** — Jack Fette (39); **Side Judge** — Don Wedge (28); **Head Linesman** — Dale Hamer (104); **Back Judge** — Al Jury (106); **Field Judge** — Johnny Grier (23).

DENVER BRONCOS

OFFENSE

WR 80 M. Jackson
LT 70 D. Studdard
LG 54 K. Bishop
C 62 M. Freeman
RG 79 S. Humphries
RT 76 K. Lanier
TE 88 C. Kay
QB 7 J. Elway
RB 23 S. Winder
RB 33 G. Lang
WR 84 R. Nattiel

DEFENSE

LE 61 A. Townsend
NT 71 G. Kragen
RE 75 R. Jones
LOLB 73 S. Fletcher
LILB 77 K. Mecklenburg
RILB 98 R. Hunley
ROLB 50 J. Ryan
LCB 36 M. Haynes
RCB 45 S. Wilson
SS 31 D. Smith
FS 22 T. Lilly

BRONCOS SUBSTITUTIONS: P 2 M. Horan, K 3 R. Karlis, QB 8 G. Kubiak, RB 24 T. Boddie, DB 27 K. Clark, CB 28 J. Castille, RB 30 S. Sewell, CB 34 T. Braxton, RB 35 K. Bell, DB 38 B. Plummer, RB 46 B. Micho, S 48 R. Robbins, LB 55 R. Dennison, LB 56 M. Brooks, LB 59 T. Lucas, DE 65 W. Bowyer, C 72 K. Kartz, WR 81 S. Watson, WR 82 V. Johnson, TE 89 O. Mobley, DE 90 F. Gilbert, LB 97 B. Klosterman. **DID NOT PLAY:** C 68 L. Lee.

WASHINGTON REDSKINS

OFFENSE

WR 87 G. Clark
LT 66 J. Jacoby
LG 63 R. McKenzie
C 53 J. Bostic
RG 69 R. C. Theilemann
RT 73 M. May
TE 86 C. Didier
TE 85 D. Warren
QB 17 D. Williams
RB 38 T. Smith
WR 83 R. Sanders

DEFENSE

LE 71 C. Mann
LT 65 D. Butz
RT 77 D. Grant
RE 72 D. Manley
LLB 55 M. Kaufman
MLB 52 N. Oikewicz
RLB 51 M. Coleman
LCB 28 D. Green
RCB 23 T. Bowles
SS 45 B. Bulburn
FS 40 A. Walton

REDSKINS SUBSTITUTIONS: K 6 A. Haji-Sheikh, QB 10 J. Schroeder, P 12 S. Cox, RB 24 K. Bryant, RB 29 R. Branch, S 31 C. Vaughn, CB 32 V. Dean, CB 34 B. Davis, RB 35 K. Griffin, RB 38 G. Rogers, CB 46 D. Woodberry, LB 50 R. Caldwell, LB 54 K. Gouveia, LB 57 R. Milot, G 61 R. Kehr, DE 64 S. Hamilton, G 68 R. Grimm, DE 74 M. Koch, DT 78 D. Hamel, WR 80 E. Yarbber, WR 81 A. Monk, TE 82 A. Jones, TE 87 T. Orr.

		1	2	3	4	OT	TOTAL		FIELD GOALS (made () & missed)
VISITOR	Washington Redskins	0	35	0	7	—	42		A. Haji-Sheikh 46HU
HOME	Denver Broncos	10	0	0	0	—	10		R. Karlis (24) 43WL

Team	Qtr	Clock Time	PLAY DESCRIPTION (Extra Point) (Drive Info)	SCORE Visitor	Home
BRONCOS	1	1:57	R. Nattiel 56 yd. pass from J. Elway (R. Karlis, kick) (1-56, 0:08)	0	7
BRONCOS	1	5:51	R. Karlis 24 yd. Field Goal (7-61, 2:05)	0	10
REDSKINS	2	0:53	R. Sanders 80 yd. pass from D. Williams (A. Haji-Sheikh, kick) (1-80, 0:10)	7	10
REDSKINS	2	4:45	G. Clark 27 yd. pass from D. Williams (A. Haji-Sheikh, kick) (5-64, 2:44)	14	10
REDSKINS	2	8:33	T. Smith 58 yd. run (A. Haji-Sheikh, kick) (2-74, 0:51)	21	10
REDSKINS	2	11:18	R. Sanders 50 yd. pass from D. Williams (A. Haji-Sheikh, kick) (3-60, 0:52)	28	10
REDSKINS	2	13:56	C. Didier 8 yd. pass from D. Williams (A. Haji-Sheikh, kick) (7-79, 1:10)	35	10
REDSKINS	4	1:51	T. Smith 4 yd. run (A. Haji-Sheikh, kick) (4-68, 2:03)	42	10

FINAL INDIVIDUAL STATISTICS

Washington Redskins													Denver Broncos																																
RUSHING	ATT	YDS	AVG	LG	TD	RUSHING	ATT	YDS	AVG	LG	TD	RUSHING	ATT	YDS	AVG	LG	TD																												
T. Smith	22	204	9.3	58	2	G. Lang	5	38	7.6	13	0	J. Elway	3	32	10.7	21	0																												
K. Bryant	8	38	4.8	15	0	J. Elway	3	32	10.7	21	0	S. Winder	8	30	3.8	13	0																												
G. Clark	1	25	25.0	25	0	S. Winder	8	30	3.8	13	0	S. Sewell	1	-3	-3.0	0	0																												
G. Rogers	5	17	3.4	5	0	S. Sewell	1	-3	-3.0	0	0																																		
K. Griffin	1	2	2.0	2	0																																								
D. Williams	2	-2	-1.0	0	0																																								
R. Sanders	1	-4	-4.0	-4	0																																								
TOTAL	40	280	7.0	58	2	TOTAL	17	97	5.7	21	0																																		
PASSING	ATT	CMP	YDS	TD	LG	IN	Rtg.	PASSING	ATT	CMP	YDS	TD	LG	IN	Rtg.	PASSING	ATT	CMP	YDS	TD	LG	IN	Rtg.																						
D. Williams	29	18	340	1/10	4	80	127.9	J. Elway	38	14	257	5/50	1	56	3	36.8	J. Elway	38	14	257	5/50	1	56	3	36.8																				
J. Schroeder	1	0	1/8	0	0	0	39.6	S. Sewell	1	1	23	0/0	0	23	0	118.8	S. Sewell	1	1	23	0/0	0	23	0	118.8																				
TOTAL	30	18	340	2/18	4	80	125.0	TOTAL	39	15	280	5/50	1	56	3	40.5	TOTAL	39	15	280	5/50	1	56	3	40.5																				
PASS RECEIVING	NO	YDS	AVG	LG	TD	PASS RECEIVING	NO	YDS	AVG	LG	TD	PASS RECEIVING	NO	YDS	AVG	LG	TD																												
R. Sanders	9	193	21.4	80	2	M. Jackson	4	76	19.0	32	0	S. Winder	2	69	34.5	56	1																												
G. Clark	3	55	18.3	27	1	S. Sewell	4	41	10.3	18	0	R. Nattiel	2	69	34.5	56	1																												
D. Warren	2	15	7.5	9	0	R. Nattiel	2	69	34.5	56	1	C. Kay	2	38	19.0	27	0																												
A. Monk	1	40	40.0	40	0	C. Kay	2	38	19.0	27	0	S. Winder	1	26	26.0	26	0																												
K. Bryant	1	20	20.0	20	0	S. Winder	1	26	26.0	26	0	J. Elway	1	23	23.0	23	0																												
T. Smith	1	9	9.0	9	0	J. Elway	1	23	23.0	23	0	G. Lang	1	7	7.0	7	0																												
C. Didier	1	8	8.0	8	1	G. Lang	1	7	7.0	7	0																																		
TOTAL	18	340	18.9	80	4	TOTAL	15	280	18.7	56	1																																		
INTERCEPTIONS	NO	YDS	AVG	LG	TD	INTERCEPTIONS	NO	YDS	AVG	LG	TD	INTERCEPTIONS	NO	YDS	AVG	LG	TD																												
B. Wilburn	2	11	5.5	11	0	J. Castille	1	0	0.0	0	0																																		
B. Davis	1	0	0.0	0	0																																								
TOTAL	3	11	3.7	11	0	TOTAL	1	0	0.0	0	0																																		
PUNTING	NO	YDS	AVG	NET	TB	IN20	LG	PUNTING	NO	YDS	AVG	NET	TB	IN20	LG	PUNTING	NO	YDS	AVG	NET	TB	IN20	LG																						
S. Cox	4	150	37.5	33.0	0	0	42	M. Horan	7	253	36.1	33.3	1	1	43	S. Cox	4	150	37.5	33.0	0	0	42																						
TOTAL	4	150	37.5	33.0	0	0	42	TOTAL	7	253	36.1	33.3	1	1	43	TOTAL	4	150	37.5	33.0	0	0	42																						
PUNT RETURNS	NO	YDS	AVG	FC	LG	TD	PUNT RETURNS	NO	YDS	AVG	FC	LG	TD	PUNT RETURNS	NO	YDS	AVG	FC	LG	TD																									
D. Green	1	0	0.0	1	0	0	K. Clark	2	18	9.0	0	9	0	(DOWNED)	2	0	0.0	0	—	0																									
D. Yarber	0	0	0.0	1	—	0	(DOWNED)	2	0	0.0	0	—	0	(DOWNED)	2	0	0.0	0	—	0																									
(DOWNED)	4	0	0.0	0	—	0																																							
RETURNS	1	0	0.0	2	0	0	RETURNS	2	18	9.0	0	9	0	RETURNS	2	18	9.0	0	9	0																									
KICKOFF RETURNS	NO	YDS	AVG	FC	LG	TD	KICKOFF RETURNS	NO	YDS	AVG	FC	LG	TD	KICKOFF RETURNS	NO	YDS	AVG	FC	LG	TD																									
R. Sanders	3	46	15.3	0	16	0	K. Bell	5	88	17.6	0	21	0	K. Bell	5	88	17.6	0	21	0																									
RETURNS	3	46	15.3	0	16	0	RETURNS	5	88	17.6	0	21	0	RETURNS	5	88	17.6	0	21	0																									
Washington Redskins	Own	Fumbles	Fum	Lost	Rec.	Yds	TD	Opp.	FF	Rec.	Yds	TD	Out	Denver Broncos	Own	Fumbles	Fum	Lost	Rec.	Yds	TD	Opp.	FF	Rec.	Yds	TD	Out	Denver Broncos	Own	Fumbles	Fum	Lost	Rec.	Yds	TD	Opp.	FF	Rec.	Yds	TD	Out				
R. Caldwell	0	0	1	0	0	0	0	0	0	0	0	0	0	B. Klosterman	0	0	0	0	0	0	0	0	0	0	0	0	B. Klosterman	0	0	0	0	0	0	0	0	0	0	0	0	0	0	0			
R. Sanders	1	0	0	0	0	0	0	0	0	0	0	0	0																																
TOTAL	1	0	1	0	0	0	0	0	0	0	0	0	0	TOTAL	0	0	0	0	0	0	0	1	0	0	0	0	TOTAL	0	0	0	0	0	0	0	0	0	0	0	0	0	0	0	0	0	0

FINAL TEAM STATISTICS

	REDSKINS		BRONCOS			REDSKINS		BRONCOS	
TOTAL FIRST DOWNS	25	18			PUNTS Number and Average	4-37.5	7-36.1		
By Rushing	13	6			Had Blocked	0	0		
By Passing	11	10			FGs -- PATs Had Blocked	0-0	0-0		
By Penalty	1	2			TOTAL RETURN YARDAGE (Not Including Kickoffs)	11	18		
THIRD DOWN EFFICIENCY	9-15-60%	2-12-17%			No. and Yards Punts Returns	1-0	2-18		
FOURTH DOWN EFFICIENCY	0-0-0%	0-0-0%			No. and Yards Kickoff Returns	3-46	5-88		
TOTAL NET YARDS	602	327			No. and Yards Interception Returns	3-11	1-0		
Total Offensive Plays (inc. times thrown passing)	72	61			PENALTIES Number and Yards	6-65	5-26		
Average gain per offensive play	8.4	5.4			FUMBLES Number and Lost	1-0	0-0		
NET YARDS RUSHING	280	97			TOUCHDOWNS	6	1		
Total Rushing Plays	40	17			Rushing	2	0		
Average gain per rushing play	7.0	5.7			Returns	4	1		
NET YARDS PASSING	322	230			EXTRA POINTS Made-Attempts	6-6	1-1		
Times thrown -- yards lost attempting to pass	2-18	5-0			FIELD GOALS Made-Attempts	0-1	1-2		
Gross yards passing	340	280			SAFETIES	0	0		
PASS ATTEMPTS-COMPLETIONS-HAD INTERCEPTED	30-18-1	39-15-3			FINAL SCORE	42	10		
Average gain per pass play (inc. # thrown passing)	10.1	5.2			TIME OF POSSESSION	35:15	24:45		



Denver 38, Cleveland 33

Sunday, Jan. 17, 1988 • 2 p.m. MST • Mile High Stadium • Denver

WEATHER: Mostly Sunny, 44°, Wind NE 8 mph • ATTENDANCE: 75,993 • TIME: 3:37

1987 AFC Championship Game

The Broncos' Jeremiah Castille recovered a Cleveland fumble on Denver's 3-yard line with just over a minute left in the game, helping the club to a 38-33 victory against the Browns in the AFC Championship Game in front of 75,993 fans at Mile High Stadium.

An interception by defensive end Freddie Gilbert set up the Broncos' first score of the afternoon. Quarterback John Elway found wide receiver Ricky Nattiel for an 8-yard touchdown at 3:38 of the first quarter that put Denver ahead 7-0.

After Gene Lang took off on a 42-yard run, which set a franchise record for the longest postseason rush, Denver faced third-and-goal from the Cleveland 3 late in the first quarter. Elway threw incomplete into the end zone, but the Browns were penalized for holding, giving the Broncos new life at the 1-yard line. Running back Steve Sewell scored on first down to give Denver a 14-0 lead 11:06 into the first quarter.

The Browns scored their first points of the game on a 24-yard Matt Bahr field goal at 1:41 of the second quarter. Denver answered at 6:59 of the quarter with a 1-yard Lang touchdown run that upped its lead to 21-3.

After Elway was intercepted by Felix Wright four plays into the second half, Cleveland needed just three plays to go 35 yards and score on an 18-yard pass from Bernie Kosar to Reggie Langhorne. The Broncos answered when Elway scrambled right and threw to Mark Jackson, who caught the ball at the Broncos' 25, evaded two tacklers and sprinted for an 80-yard touchdown that gave the Broncos a 28-10 lead at 5:03 of the third quarter.

The Browns pulled within 28-17 when Kosar found Earnest Byner for a 32-yard touchdown at 8:10 of the third quarter.

Cleveland narrowed the Broncos' lead to 28-24 on a Byner 4-yard touchdown run at 11:15 of the third quarter. Just before the end of the third period, Rich Karlis capped off a Denver possession with a 38-yard field goal.

The Browns tied the score at 31 on a 4-yard touchdown pass from Kosar to Webster Slaughter at 4:12 of the final period. Denver went ahead 38-31 with just over four minutes left to play on a 20-yard Elway-to-Sammy Winder touchdown pass.

Kosar and the Browns advanced to the Denver 8-yard line with 1:12 remaining when Byner had the ball stripped by Castille, who recovered the fumble at the 3-yard line. Denver took a late safety before time ran out on the Browns.

OFFICIALS:

Referee — Jim Tunney (32); **Umpire** — Ben Montgomery (117); **Line Judge** — Ron Blum (83); **Side Judge** — Bill Quinby (58); **Head Linesman** — Sid Semon (109); **Back Judge** — Roy Clymer (24); **Field Judge** — Dick Dolack (31).

DENVER BRONCOS

OFFENSE

WR 84 R. Nattiel
LT 70 D. Studdard
LG 54 K. Bishop
C 62 M. Freeman
RG 79 S. Humphries
RT 76 K. Lanier
TE 88 C. Kay
WR 80 M. Jackson
QB 7 J. Elway
HB 23 S. Winder
FB 33 G. Lang

DEFENSE

LE 61 A. Townsend
NT 71 G. Kragen
RE 75 R. Jones
LOLB 73 S. Fletcher
LILB 77 K. Mecklenburg
RILB 98 R. Hunley
ROLB 50 J. Ryan
LCB 36 M. Haynes
FS 22 T. Lilly
SS 49 D. Smith
RCB 45 S. Wilson

BRONCOS SUBSTITUTIONS: P 2 M. Horan, K 3 R. Karlis, QB 8 G. Kubiak, RB 24 T. Boddie, DB 27 K. Clark, CB 28 J. Castille, RB 30 S. Sewell, CB 34 T. Braxton, RB 35 K. Bell, DB 38 B. Plummer, RB 46 B. Micho, S 48 R. Robbins, LB 55 R. Dennison, LB 56 M. Brooks, LB 59 T. Lucas, DE 65 W. Bowyer, C 72 K. Kartz, WR 81 S. Watson, TE 89 O. Mobley, DE 90 F. Gilbert, 95 DE S. Bryan, LB 97 B. Klosterman. **DID NOT PLAY:** C 68 L. Lee.

CLEVELAND BROWNS

OFFENSE

WR 88 R. Langhorne
LT 74 P. Farren
LG 73 G. Rakoczy
C 61 M. Baab
RG 69 D. Fike
TE 63 C. Risien
RT 82 O. Newsome
WR 84 W. Slaughter
QB 19 B. Kosar
RB 81 D. Tennell
FB 34 K. Mack

DEFENSE

LE 91 S. Clancy
NT 72 D. Puzzouli
RE 78 C. Hairston
LOLB 50 L. Sanford
LILB 51 E. Johnson
RILB 59 M. Johnson
ROLB 57 C. Matthews
LCB 31 F. Minnifield
CB 29 H. Dixon
SS 24 R. Ellis
FS 22 F. Wright

BROWNS SUBSTITUTIONS: K 9 M. Bahr, QB 10 M. Pagel, P 11 L. Johnson, CB 23 M. Harper, RB 28 H. Fontenot, DB 36 S. Braggs, S 37 C. Rockins, FB 42 T. Manoa, RB 44 E. Byner, CB 48 D. Hoggard, LB 52 N. Miller, LB 53 A. Griggs, LB 56 D. Grayson, DE 60 A. Baker, C 64 F. Winters, OL 65 D. Haley, G 70 L. Williams, WR 85 C. Weathers, WR 86 B. Brennan, WR 89 G. McNeil, DE 96 R. Camp, DE 99 D. Sims. **DID NOT PLAY:** 18 G. Danielson.

		1	2	3	4	OT	TOTAL	FIELD GOALS (made () & missed)	
VISITOR	Cleveland Browns	0	3	21	9	—	33	M. Bahr (24) 45WR	
HOME	Denver Broncos	14	7	10	7	—	38	R. Karlis 50WL (38)	

Team	Qtr	Clock Time	PLAY DESCRIPTION (Extra Point) (Drive Info)	SCORE Visitor	Home
BRONCOS	1	3:38	R. Nattiel 8 yd. pass from J. Elway (R. Karlis, kick) (4-18, 2:05)	0	7
BRONCOS	1	11:06	S. Sewell 1 yd. run (R. Karlis, kick) (8-60, 3:47)	0	14
BROWNS	2	1:41	M. Bahr 24 yd. Field Goal (13-64, 5:35)	3	14
BRONCOS	2	6:59	G. Lang 1 yd. run (R. Karlis, kick) (11-80, 5:18)	3	21
BROWNS	3	3:44	R. Langhorne 18 yd. pass from B. Kosar (M. Bahr, kick) (3-35, 1:30)	10	21
BRONCOS	3	5:03	M. Jackson 80 yd. pass from J. Elway (R. Karlis, kick) (3-80, 1:19)	10	28
BROWNS	3	8:10	E. Byner 32 yd. pass from B. Kosar (M. Bahr, kick) (5-80, 3:07)	17	28
BROWNS	3	11:15	E. Byner 4 yd. run (M. Bahr, kick) (4-42, 1:58)	24	28
BRONCOS	3	14:50	R. Karlis 38 yd. Field Goal (9-59, 3:35)	24	31
BROWNS	4	4:12	W. Slaughter 4 yd. pass from B. Kosar (M. Bahr, kick) (9-86, 4:22)	31	31
BRONCOS	4	10:59	S. Winder 20 yd. pass from J. Elway (R. Karlis, kick) (5-75, 1:13)	31	38
BROWNS	4	14:52	Safety—M. Horan runs out of end zone (Minnifield)	33	38

FINAL INDIVIDUAL STATISTICS

Cleveland Browns											Denver Broncos												
RUSHING	ATT	YDS	AVG	LG	TD						RUSHING	ATT	YDS	AVG	LG	TD							
E. Byner	15	67	4.5	16	1						S. Winder	20	72	3.6	10	0							
K. Mack	12	61	5.1	14	0						G. Lang	5	51	10.2	42	1							
											J. Elway	11	36	3.3	11	0							
											T. Boddie	1	8	8.0	8	0							
											S. Sewell	1	1	1.0	1	1							
											M. Horan	1	-12	-12.0	-12	0							
TOTAL	27	128	4.7	16	1						TOTAL	39	156	4.0	42	2							
PASSING	ATT	CMP	YDS	TKD/YD	TD	LG	IN	Rtg.						PASSING	ATT	CMP	YDS	TKD/YD	TD	LG	IN	Rtg.	
B. Kosar	41	26	356	2/20	3	53	1	105.3						J. Elway	26	14	281	2/25	3	80	1	114.4	
TOTAL	41	26	356	2/20	3	53	1	105.3						TOTAL	26	14	281	2/25	3	80	1	114.4	
PASS RECEIVING	NO	YDS	AVG	LG	TD						PASS RECEIVING	NO	YDS	AVG	LG	TD							
E. Byner	7	120	17.1	53	1						R. Nattiel	5	95	19.0	26	1							
W. Slaughter	4	53	13.3	24	1						M. Jackson	4	134	33.5	80	1							
B. Brennan	4	48	12.0	19	0						S. Winder	3	34	11.3	20	1							
K. Mack	4	28	7.0	9	0						S. Sewell	1	10	10.0	10	0							
O. Newsome	3	35	11.7	25	0						O. Mobley	1	8	8.0	8	0							
R. Langhorne	2	48	24.0	30	1																		
C. Weathers	1	19	19.0	19	0																		
D. Tennell	1	5	5.0	5	0																		
TOTAL	26	356	13.7	53	3						TOTAL	14	281	20.1	80	3							
INTERCEPTIONS	NO	YDS	AVG	LG	TD						INTERCEPTIONS	NO	YDS	AVG	LG	TD							
F. Wright	1	13	13.0	13	0						F. Gilbert	1	0	0.0	0	0							
TOTAL	1	13	13.0	13	0						TOTAL	1	0	0.0	0	0							
PUNTING	NO	YDS	AVG	NET	TB	IN20	LG						PUNTING	NO	YDS	AVG	NET	TB	IN20	LG			
L. Johnson	2	96	48.0	41.5	0	0	59						M. Horan	2	83	41.5	29.5	0	0	44			
													J. Elway	1	18	18.0	18.0	0	0	18			
TOTAL	2	96	48.0	41.5	0	0	59						TOTAL	3	101	33.7	25.7	0	0	44			
PUNT RETURNS	NO	YDS	AVG	FC	LG	TD						PUNT RETURNS	NO	YDS	AVG	FC	LG	TD					
G. McNeil	2	24	12.0	0	17	0						K. Clark	2	13	6.5	0	10	0					
(DOWNED)	1	0	0.0	0	—	0																	
RETURNS	2	24	12.0	0	17	0						RETURNS	2	13	6.5	0	10	0					
KICKOFF RETURNS	NO	YDS	AVG	FC	LG	TD						KICKOFF RETURNS	NO	YDS	AVG	FC	LG	TD					
G. McNeil	5	94	18.8	0	28	0						K. Bell	3	43	14.3	0	23	0					
RETURNS	5	94	18.8	0	28	0						RETURNS	3	43	14.3	0	23	0					
Cleveland Browns	Own		Opp.		Out							Denver Broncos	Own		Opp.		Yds		TD	Out			
FUMBLES	Fum	Lost	Rec.	Yds	TD	FF	Rec.	Yds	TD	Bnds						FUMBLES	Fum	Lost	Rec.	Yds	TD	Bnds	
K. Mack	1	1	0	0	0	0	0	0	0	0						S. Wilson	0	0	0	0	0	0	0
B. Brennan	1	1	0	0	0	0	0	0	0	0						J. Elway	1	1	0	-2	0	0	0
E. Byner	1	1	0	0	0	0	0	0	0	0						R. Robbins	0	0	0	0	0	1	0
																K. Bell	1	0	0	0	0	0	0
																J. Castille	0	0	0	0	1	1	0
																T. Lilly	0	0	0	0	1	0	0
TOTAL	3	3	0	0	0	0	0	0	0	0						TOTAL	2	1	0	-2	0	2	3

FINAL TEAM STATISTICS

	BROWNS		BRONCOS			BROWNS		BRONCOS	
TOTAL FIRST DOWNS	25	24			PUNTS Number and Average	2-48.0	3-33.7		
By Rushing	8	10			Had Blocked	0	0		
By Passing	15	11			FGs – PATs Had Blocked	0-0	0-0		
By Penalty	2	3			TOTAL RETURN YARDAGE (Not Including Kickoffs)	37	13		
THIRD DOWN EFFICIENCY	8-14-57%	7-14-50%			No. and Yards Punt Returns	2-24	2-13		
FOURTH DOWN EFFICIENCY	1-1-100%	0-1-0%			No. and Yards Kickoff Returns	5-94	3-43		
TOTAL NET YARDS	464	412			No. and Yards Interception Returns	1-13	1-0		
Total Offensive Plays (inc. times thrown passing)	70	67			PENALTIES Number and Yards	7-59	7-44		
Average gain per offensive play	6.6	6.1			FUMBLES Number and Lost	3-3	2-1		
NET YARDS RUSHING	128	156			TOUCHDOWNS	4	5		
Total Rushing Plays	27	39			Rushing	1	2		
Average gain per rushing play	4.7	4.0			Passing	3	3		
NET YARDS PASSING	336	256			EXTRA POINTS Made-Attempts	4-4	5-5		
Times thrown – yards lost attempting to pass	2-20	2-25			FIELD GOALS Made-Attempts	1-2	1-2		
Gross yards passing	356	281			SAFETIES	0	1		
PASS ATTEMPTS-COMPLETIONS-HAD INTERCEPTED	41-26-1	26-14-1			FINAL SCORE	33	38		
Average gain per pass play (inc. # thrown passing)	7.8	9.1			TIME OF POSSESSION	31:37	28:23		



Denver 34, Houston 10

Sunday, Jan. 10, 1988 • 2 p.m. MST • Mile High Stadium • Denver

WEATHER: Mostly Sunny, 45°, Wind E 6 mph • ATTENDANCE: 75,968 • TIME: 3:07

1987 AFC Divisional Playoff Game

The Denver Broncos advanced to the AFC Championship Game after beating the Houston Oilers 34-10 in front of 75,968 fans at Mile High Stadium. Denver's 24-point win was the largest margin of victory ever for the club in postseason play.

The Broncos were led on defense by Mark Haynes and Karl Mecklenburg, who both picked up key interceptions. Offensively, the club was led by quarterback John Elway (14-of-25 for 259 yards with two touchdowns) and wide receivers Vance Johnson (4 catches for 105 yards) and Clarence Kay (3 catches for 57 yards with two touchdowns).

Punter Mike Horan put the Oilers in a hole after the Broncos' first drive stalled, sending a punt to the Houston 5-yard line, where two plays later, a lateral pass from Warren Moon to Mike Rozier was fumbled. Steve Wilson recovered for Denver on the 1-yard line, and two plays later running back Gene Lang scored to give the Broncos an early 7-0 lead.

Houston's next drive reached the Broncos' 20-yard line before Mecklenburg intercepted a pass and returned it to the Denver 28. Elway hit Kay for 29 yards to move into Houston territory, and five plays later the same connection was made for a 27-yard touchdown pass that gave the Broncos a 14-0 lead.

Both teams added field goals on their first drive of the second quarter to make the score 17-3 in Denver's favor.

After the Houston field goal, Elway threw a 55-yard pass to Johnson, moving the ball to the Oilers' 11. Five plays later, Elway found Kay again for a touchdown on a 1-yard pass to increase the lead to 24-3 with less than two minutes left in the half.

Denver's first possession of the third quarter resulted in a Rich Karlis field goal that gave the club a 27-3 lead. Houston then took 10 plays to reach the Denver 7, but Haynes picked off a Moon pass in the end zone and returned it 57 yards to halt the scoring threat.

Houston's next drive reached the Broncos' 11, but a pass on fourth down fell incomplete. The Oilers got the ball back three plays later when Patrick Allen intercepted an Elway pass, and that led to a 19-yard touchdown pass from Moon to Ernest Givins, cutting Denver's lead to 27-10 at 6:38 of the final period.

The Broncos' Kevin Clark recovered the onside kick that followed, and Denver moved 52 yards on seven plays to score the final points of the game on a 3-yard run by Elway.

OFFICIALS:

Referee — Jerry Markbreit (9); **Umpire** — Ed Fiffick (57); **Line Judge** — Ray Dodez (74); **Side Judge** — Larry Nemmers (20); **Head Linesman** — Ed Marion (26); **Back Judge** — Al Jury (106); **Field Judge** — Ron Spittler (119).

DENVER BRONCOS

OFFENSE

WR 82 V. Johnson
LT 70 D. Studdard
LG 54 K. Bishop
C 62 M. Freeman
RG 79 S. Humphries
RT 76 K. Lanier
TE 88 C. Kay
WR 80 M. Jackson
QB 7 J. Elway
RB 30 S. Sewell
FB 89 O. Mobley

DEFENSE

LE 61 A. Townsend
NT 71 G. Kragen
RE 75 R. Jones
LOLB 73 S. Fletcher
LILB 77 K. Mecklenburg
RILB 98 R. Hunley
ROLB 50 J. Ryan
LCB 36 M. Haynes
FS 22 T. Liles
SS 31 M. Harden
RCB 45 S. Wilson

BRONCOS SUBSTITUTIONS: P 2 M. Horan, K 3 R. Karlis, QB 8 G. Kubiak, RB 23 S. Winder, RB 24 T. Boddie, DB 27 K. Clark, CB 28 J. Castille, RB 33 G. Lang, CB 34 T. Braxton, RB 35 K. Bell, DB 38 B. Plummer, RB 46 B. Micho, LB 55 R. Dennison, LB 56 M. Brooks, LB 59 T. Lucas, DE 65 W. Bowyer, C 68 L. Lee, C 72 K. Kartz, WR 81 S. Watson, WR 84 R. Nattiel, TE 86 M. Andrews, DE 90 F. Gilbert, LB 97 B. Klosterman.

HOUSTON OILERS

OFFENSE

WR 85 D. Hill
LT 77 B. Davis
LG 63 M. Munchak
C 52 J. Pennison
RG 74 B. Matthews
RT 70 D. Steinkuhler
TE 87 J. Williams
WR 81 E. Givins
QB 1 W. Moon
RB 30 M. Rozier
FB 32 A. Highsmith

DEFENSE

LE 79 R. Childress
NT 99 D. Smith
RE 71 R. Byrd
LLB 93 R. Lyles
LILB 59 J. Grimsley
RILB 54 A. Smith
RLB 91 J. Meads
LCB 24 S. Brown
RCB 29 P. Allen
SS 25 K. Bostic
FS 31 J. Donaldson

OILERS SUBSTITUTIONS: K 7 T. Zendejas, P 8 J. Gossett, RB 20 A. Pinkett, S 21 B. Eason, S 22 K. Johnson, S 36 C. Birdsong, FB 35 R. Wallace, S 38 D. Bryant, 45 I. Valentine, C 50 B. Kidd, LB 51 E. Fairs, LB 53 E. Seale, LB 57 W. Johnson, G 72 K. Hill, DE 75 J. Baker, WR 80 C. Duncan, WR 82 W. Drewery, WR 84 H. Jeffries, TE 89 J. Parks, DT 94 C. Martin, DE 95 W. Fuller. **DID NOT PLAY:** QB 10 B. Pease, G/T 69 D. Williams.

		1	2	3	4	OT	TOTAL
VISITOR	Houston Oilers	0	3	0	7	—	10
HOME	Denver Broncos	14	10	3	7	—	34

FIELD GOALS (made () & missed)

T. Zendejas (46)
R. Karlis (43) (23)

Team	Qtr	Clock Time	PLAY DESCRIPTION (Extra Point) (Drive Info)	SCORE	
				Visitor	Home
BRONCOS	1	6:19	G. Lang 1 yd. run (R. Karlis, kick) (2-1, 0:39)	0	7
BRONCOS	1	13:34	C. Kay 27 yd. pass from J. Elway (R. Karlis, kick) (6-72, 2:55)	0	14
BRONCOS	2	3:20	R. Karlis 43 yd. Field Goal (7-14, 3:09)	0	17
OILERS	2	9:03	T. Zendejas 46 yd. Field Goal (12-54, 5:43)	3	17
BRONCOS	2	13:08	C. Kay 1 yd. pass from J. Elway (R. Karlis, kick) (9-80, 4:05)	3	24
BRONCOS	3	2:29	R. Karlis 23 yd. Field Goal (5-51, 1:25)	3	27
OILERS	4	6:38	E. Givins 19 yd. pass from W. Moon (T. Zendejas, kick) (3-48, 1:14)	10	27
BRONCOS	4	10:33	J. Elway 3 yd. run (R. Karlis, kick) (7-52, 3:55)	10	34

FINAL INDIVIDUAL STATISTICS

Houston Oilers										Denver Broncos											
RUSHING	ATT	YDS	AVG	LG	TD	RUSHING	ATT	YDS	AVG	LG	TD										
M. Rozier	9	25	3.1	8	0	S. Winder	13	46	3.5	8	0										
A. Pinkett	6	20	3.3	8	0	S. Sewell	5	9	1.8	5	0										
W. Moon	5	15	3.0	7	0	J. Elway	4	8	2.0	4	1										
A. Highsmith	5	13	2.6	11	0	K. Bell	2	7	3.5	5	0										
E. Givins	1	0	0.0	0	0	G. Kubiak	2	-3	-1.5	-1	0										
						G. Lang	3	-6	-2.0	1	1										
TOTAL	26	73	2.8	11	0	TOTAL	29	61	2.1	8	2										
TKD/										TKD/											
PASSING	ATT	CMP	YDS	YD	TD	LG	IN	Rtg.	PASSING	ATT	CMP	YDS	YD	TD	LG	IN	Rtg.				
W. Moon	43	24	264	0/0	1	24	2	62.5	J. Elway	25	14	259	1/4	2	55	1	101.9				
TOTAL	43	24	264	0/0	1	24	2	62.5	TOTAL	25	14	259	1/4	2	55	1	101.9				
PASS RECEIVING	NO	YDS	AVG	LG	TD	PASS RECEIVING	NO	YDS	AVG	LG	TD										
E. Givins	6	84	14.0	19	1	V. Johnson	4	105	26.3	55	0										
D. Hill	5	93	18.6	24	0	C. Kay	3	57	19.0	29	2										
C. Duncan	4	32	8.0	13	0	S. Sewell	3	41	13.7	25	0										
A. Highsmith	4	20	5.0	16	0	G. Lang	1	25	25.0	25	0										
W. Drewrey	2	17	8.5	9	0	T. Boddie	1	15	15.0	15	0										
J. Williams	1	7	7.0	7	0	O. Mobley	1	9	9.0	9	0										
M. Rozier	1	6	6.0	6	0	R. Nattiel	1	7	7.0	7	0										
A. Pinkett	1	5	5.0	5	0																
TOTAL	24	264	11.0	24	1	TOTAL	14	259	18.5	55	2										
INTERCEPTIONS	NO	YDS	AVG	LG	TD	INTERCEPTIONS	NO	YDS	AVG	LG	TD										
P. Allen	1	2	2.0	2	0	K. Mecklenburg	1	18	18.0	18	0										
						M. Haynes	1	57	57.0	57	0										
TOTAL	1	2	2.0	2	0	TOTAL	2	75	37.5	57	0										
PUNTING	NO	YDS	AVG	NET	TB	IN20	LG	PUNTING	NO	YDS	AVG	NET	TB	IN20	LG						
J. Gossett	3	134	44.7	39.7	0	1	57	M. Horan	2	92	46.0	46.0	1	1	49						
TOTAL	3	134	44.7	39.7	0	1	57	TOTAL	2	92	46.0	46.0	1	1	49						
PUNT RETURNS	NO	YDS	AVG	FC	LG	TD	PUNT RETURNS	NO	YDS	AVG	FC	LG	TD								
(DOWNED)	2	0	0.0	0	—	0	G. Clark	2	15	7.5	1	12	0								
RETURNS	0	0	0.0	0	—	0	RETURNS	2	15	7.5	1	12	0								
KICKOFF RETURNS	NO	YDS	AVG	FC	LG	TD	KICKOFF RETURNS	NO	YDS	AVG	FC	LG	TD								
A. Pinkett	3	62	20.7	0	21	0	K. Bell	1	28	28.0	0	28	0								
							K. Clark	1	0	0.0	0	0	0								
RETURNS	3	62	20.7	0	21	0	RETURNS	2	28	14.0	0	28	0								
Houston Oilers	Own	Fumbles	Lost	Rec.	Yds	TD	Opp. Rec.	Yds	TD	Out Bnds	Denver Broncos	Own	Fumbles	Lost	Rec.	Yds	TD	Opp. Rec.	Yds	TD	Out Bnds
FUMBLES											FUMBLES										
W. Moon	1	1	0	0	0	0	0	0	0	0	S. Wilson	0	0	0	0	0	0	0	0	0	
E. Givins	1	0	1	-5	0	0	0	0	0	0											
TOTAL	2	1	1	-5	0	0	0	0	0	0	TOTAL	0	0	0	0	0	0	1	0	0	

FINAL TEAM STATISTICS

	OILERS	BRONCOS		OILERS	BRONCOS
TOTAL FIRST DOWNS	20	19	PUNTS Number and Average	3-44.7	2-46.0
By Rushing	5	9	Had Blocked	0	0
By Passing	14	9	FGs – PATs Had Blocked	0-0	0-0
By Penalty	1	1	TOTAL RETURN YARDAGE (Not Including Kickoffs)	2	90
THIRD DOWN EFFICIENCY	8-16-50%	4-9-44%	No. and Yards Punt Returns	0-0	2-15
FOURTH DOWN EFFICIENCY	2-4-50%	1-1-100%	No. and Yards Kickoff Returns	3-62	2-28
TOTAL NET YARDS	337	316	No. and Yards Interception Returns	1-2	2-75
Total Offensive Plays (inc. times thrown passing)	69	55	PENALTIES Number and Yards	10-73	4-35
Average gain per offensive play	4.9	5.7	FUMBLES Number and Lost	2-1	0-0
NET YARDS RUSHING	73	61	TOUCHDOWNS	1	4
Total Rushing Plays	26	29	Rushing	0	2
Average gain per rushing play	2.8	2.1	Passing	1	2
NET YARDS PASSING	264	255	Returns	0	0
Times thrown – yards lost attempting to pass	0-0	1-4	EXTRA POINTS Made-Attempts	1-1	4-4
Gross yards passing	264	259	FIELD GOALS Made-Attempts	1-1	2-2
PASS ATTEMPTS-COMPLETIONS-HAD INTERCEPTED	43-24-2	25-14-1	SAFETIES	0	0
Average gain per pass play (inc. # thrown passing)	6.1	9.8	FINAL SCORE	10	34
			TIME OF POSSESSION	32:33	27:27



N.Y. Giants 39, Denver 20

Sunday, Jan. 25, 1987 • 3:13 p.m. PST • Rose Bowl • Pasadena, Calif.

WEATHER: Sunny, 76°, Wind W 2-5 mph • ATTENDANCE: 101,063 • TIME: 3:25

Super Bowl XXI



The New York Giants broke open a close game with 24 unanswered points to begin the second half, capturing a 39-20 win over the Denver Broncos in Super Bowl XXI at the Rose Bowl in front of 101,063 fans.

The Broncos drove to the Giants' 31-yard line on their opening drive and took a 3-0 lead when Rich Karlis booted a Super Bowl record-tying 48-yard field goal. New York answered with a 78-yard scoring drive that culminated with a 6-yard touchdown pass from Phil Simms to Zeke Mowatt.

Late in the first quarter, Elway scored the Broncos' first touchdown from four yards out on a quarterback draw to give them a 10-7 lead. On the third play of their next drive, Elway threw a 54-yard pass to Vance Johnson that gave the Broncos a first down at the Giants' 28. But Denver failed to capitalize on the play with Karlis missing a 23-yard field goal attempt.

Denver's defense stifled the Giants' next drive at the New York 47, and after a punt, the Broncos got the ball back on their own 15. Controversy entered the game when on second-and-12, Elway threw an apparent completion for a first down to Clarence Kay. The pass was ruled incomplete, a call that was upheld after review of the television replay.

On the next play, Giants defensive end George Martin sacked Elway in the end zone for a safety to pull New York within a point of Denver at 10-9. Another missed field goal, a 34-yard attempt, by the Broncos with 13 seconds left in the first half sent the club into halftime with a narrow 1-point lead.

New York scored on all three of its third-quarter drives, taking a 26-10 lead after outgaining Denver 163 yards to 2 in the period. The Giants extended their lead to 33-10 in the fourth quarter when Phil McConkey caught a deflected pass in the end zone for Simms' third touchdown pass of the day.

Denver got the ball back at its own 16, and Elway moved the squad deep into New York territory to set up Karlis' 28-yard field goal that made the score 33-13. The Giants took only five plays to cover 46 yards for their next touchdown, a 2-yard run by Ottis Anderson that increased their lead to 39-13.

Elway drove the Broncos down the field again and found Johnson for a 47-yard touchdown pass for the game's final points at 12:54 of the fourth quarter.

OFFICIALS:

Referee — Jerry Markbreit (9); **Umpire** — Bob Boylston (101); **Line Judge** — Bob Beeks (59); **Side Judge** — Gil Mace (90); **Head Linesman** — Terry Gierke (72); **Back Judge** — Jim Poole (92); **Field Judge** — Pat Mallette (82).

DENVER BRONCOS

OFFENSE

WR 82 V. Johnson
LT 70 D. Studdard
LG 54 K. Bishop
C 64 B. Bryan
RG 63 M. Cooper
RT 76 K. Lanier
TE 88 C. Kay
WR 81 S. Watson
QB 7 J. Elway
RB 23 S. Winder
RB 47 G. Willhite

DEFENSE

LE 61 A. Townsend
NT 71 G. Kragen
RE 75 R. Jones
LOLB 50 J. Ryan
LILB 77 K. Mecklenburg
RILB 98 R. Hunley
ROLB 57 T. Jackson
LCB 20 L. Wright
RCB 31 M. Harden
SS 49 D. Smith
FS 43 S. Foley

BRONCOS SUBSTITUTIONS: P 2 M. Horan, K 3 R. Karlis, QB 8 G. Kubiak, S 22 T. Lilly, RB 30 S. Sewell, RB 33 G. Lang, RB 35 K. Bell, S 36 M. Haynes, CB 45 S. Wilson, DB 48 R. Robbins, LB 52 K. Woodard, LB 55 R. Dennison, LB 59 D. Comeaux, G 62 M. Freeman, NT 69 T. Colorito, DE 73 S. Fletcher, T 74 D. Remsburg, WR 80 M. Jackson, WR 84 C. Sampson, TE 85 J. Hackett, RB 87 B. Micho, TE 89 O. Mobley, DE 90 F. Gilbert.

NEW YORK GIANTS

OFFENSE

WR 86 L. Manuel
LT 60 B. Benson
LG 67 B. Ard
C 65 B. Oates
RG 61 C. Godfrey
RT 63 K. Nelson
TE 89 M. Bavaro
WR 81 S. Robinson
QB 11 P. Simms
RB 20 J. Morris
RB 44 M. Carthon

DEFENSE

LE 75 G. Martin
NT 64 J. Burt
RE 70 L. Marshall
LOLB 58 C. Banks
LILB 55 G. Reasons
RILB 53 H. Carson
ROLB 56 L. Taylor
LCB 34 E. Patterson
RCB 23 P. Williams
SS 48 K. Hill
FS 27 H. Welch

GIANTS SUBSTITUTIONS: K 2 R. Allegre, P 5 S. Landeta, QB 17 J. Rutledge, RB 22 L. Rouson, RB 24 O. Anderson, CB 25 M. Collins, S 28 T. Flynn, RB 30 T. Galbreath, S 46 G. Lasker, LB 51 R. Jones, LB 52 P. Johnson, LB 54 A. Headen, LB 57 B. Hunt, C 59 B. Johnston, T 66 W. Roberts, G 68 D. Johnson, DT 74 E. Howard, DE 77 E. Dorsey, DT 78 J. Sally, WR 80 P. McConkey, TE 84 Z. Mowatt, WR 87 S. Miller, WR 88 B. Johnson.

		1	2	3	4	OT	TOTAL	FIELD GOALS (made () & missed)	
VISITOR	Denver Broncos	10	0	0	10	—	20	R. Karlis	(48) 23WR 34WR (28)
HOME	New York Giants	7	2	17	13	—	39	R. Allegre	(21)

Team	Qtr	Clock Time	PLAY DESCRIPTION (Extra Point) (Drive Info)	SCORE Visitor	Home
BRONCOS	1	4:09	R. Karlis 48 yd. Field Goal (8-45, 4:09)	3	0
GIANTS	1	9:33	Z. Mowatt 6 yd. pass from P. Simms (R. Allegre, kick) (9-78, 5:24)	3	7
BRONCOS	1	12:54	J. Elway 4 yd. run (R. Karlis, kick) (6-58, 3:21)	10	7
GIANTS	2	12:14	Safety—J. Elway sacked by G. Martin in end zone (3-(-)15, 0:47)	10	9
GIANTS	3	4:52	M. Bavaro 13 yd. pass from P. Simms (R. Allegre, kick) (8-63, 4:52)	10	16
GIANTS	3	11:06	R. Allegre 21 yd. Field Goal (9-32, 5:07)	10	19
GIANTS	3	14:36	J. Morris 1 yd. run (R. Allegre, kick) (5-68, 2:14)	10	26
GIANTS	4	4:04	P. McConkey 6 yd. pass from P. Simms (R. Allegre, kick) (6-52, 3:50)	10	33
BRONCOS	4	8:59	R. Karlis 28 yd. Field Goal (13-73, 4:55)	13	33
GIANTS	4	10:42	O. Anderson 2 yd. run (kick wide) (5-46, 2:43)	13	39
BRONCOS	4	12:54	V. Johnson 47 yd. pass from J. Elway (R. Karlis, kick) (5-69, 1:12)	20	39

FINAL INDIVIDUAL STATISTICS

Denver Broncos										New York Giants											
RUSHING	ATT	YDS	AVG	LG	TD					RUSHING	ATT	YDS	AVG	LG	TD						
J. Elway	6	27	4.5	10	1					J. Morris	20	67	3.3	11	1						
G. Willhite	4	19	4.8	11	0					P. Simms	3	25	8.3	22	0						
S. Sewell	3	4	1.3	12	0					L. Rouson	3	22	7.3	18	0						
G. Lang	2	2	1.0	4	0					T. Galbreath	4	17	4.3	7	0						
S. Winder	4	0	0.0	3	0					M. Carthon	3	4	1.3	2	0						
										O. Anderson	2	1	0.5	2	0						
										J. Rutledge	3	0	0.0	2	0						
TOTAL	19	52	2.7	12	1					TOTAL	38	136	3.6	22	2						
PASSING	ATT	CMP	YDS	TKD/ YD	TD	LG	IN	Rtg.		PASSING	ATT	CMP	YDS	TKD/ YD	TD	LG	IN	Rtg.			
J. Elway	37	22	304	3/26	1	54	1	83.6		P. Simms	25	22	268	1/5	3	44	0	150.9			
G. Kubiak	4	4	48	1/6	0	23	0	116.7													
TOTAL	41	26	352	4/32	1	54	1	88.7		TOTAL	25	22	268	1/5	3	44	0	150.9			
PASS RECEIVING			NO	YDS	AVG	LG	TD					PASS RECEIVING			NO	YDS	AVG	LG	TD		
V. Johnson			5	121	24.2	54	1					M. Bavaro			4	51	12.8	17	1		
G. Willhite			5	39	7.8	11	0					J. Morris			4	20	5.0	12	0		
S. Winder			4	34	8.5	14	0					M. Carthon			4	13	3.3	7	0		
M. Jackson			3	51	17.0	24	0					S. Robinson			3	62	20.7	36	0		
S. Watson			2	54	27.0	31	0					L. Manuel			3	43	14.3	17	0		
C. Sampson			2	20	10.0	11	0					P. McConkey			2	50	25.0	44	1		
O. Mobley			2	17	8.5	11	0					L. Rouson			1	23	23.0	23	0		
S. Sewell			2	12	6.0	7	0					Z. Mowatt			1	6	6.0	6	1		
G. Lang			1	4	4.0	4	0														
TOTAL			26	352	13.5	54	1					TOTAL			22	268	12.2	44	3		
INTERCEPTIONS			NO	YDS	AVG	LG	TD					INTERCEPTIONS			NO	YDS	AVG	LG	TD		
												E. Patterson			1	-7	-7.0	-7	0		
TOTAL			0	0	0.0	—	0					TOTAL			1	-7	-7.0	-7	0		
PUNTING	NO	YDS	AVG	NET	TB	IN20	LG			PUNTING	NO	YDS	AVG	NET	TB	IN20	LG				
M. Horan	2	82	41.0	28.5	0	0	42			S. Landeta	3	138	46.0	36.3	1	1	59				
TOTAL	2	82	41.0	28.5	0	0	42			TOTAL	3	138	46.0	36.3	1	1	59				
PUNT RETURNS			NO	YDS	AVG	FC	LG	TD					PUNT RETURNS			NO	YDS	AVG	FC	LG	TD
G. Willhite			1	9	9.0	1	9	0					P. McConkey			1	25	25.0	1	25	0
(TOUCHBACK)			1	0	0.0	0	—	0													
RETURNS			1	9	9.0	1	9	0					RETURNS			1	25	25.0	1	25	0
KICKOFF RETURNS			NO	YDS	AVG	FC	LG	TD					KICKOFF RETURNS			NO	YDS	AVG	FC	LG	TD
K. Bell			3	48	16.0	0	28	0					L. Rouson			3	56	18.7	0	22	0
G. Lang			2	36	18.0	0	23	0					T. Flynn			1	-3	-3.0	0	0	0
RETURNS			5	84	16.8	0	28	0					RETURNS			4	53	13.3	0	22	0
Denver Broncos										New York Giants											
FUMBLES	Fum	Lost	Own Rec.	Yds	TD	FF	Opp. Rec.	Yds	TD	Bnds	FUMBLES	Fum	Lost	Own Rec.	Yds	TD	FF	Opp. Rec.	Yds	TD	Bnds
J. Elway	1	0	1	0	0	0	0	0	0	0	L. Marshall	0	0	0	0	0	1	0	0	0	0
K. Bell	1	0	0	0	0	0	0	0	0	0	P. Johnson	0	0	0	0	0	1	0	0	0	0
J. Hackett	0	0	1	0	0	0	0	0	0	0											
TOTAL	2	0	2	0	0	0	0	0	0	0	TOTAL	0	0	0	0	0	2	0	0	0	0

FINAL TEAM STATISTICS

	BRONCOS		GIANTS			BRONCOS		GIANTS	
TOTAL FIRST DOWNS	23	24			PUNTS Number and Average	2-41	3-46		
By Rushing	5	10			Had Blocked	0	0		
By Passing	16	13			FGs — PATs Had Blocked	0-0	0-0		
By Penalty	2	1			TOTAL RETURN YARDAGE (Not Including Kickoffs)	9	18		
THIRD DOWN EFFICIENCY	7-14-50%	6-12-50%			No. and Yards Punt Returns	1-9	1-25		
FOURTH DOWN EFFICIENCY	0-0-0%	1-2-50%			No. and Yards Kickoff Returns	5-84	4-53		
TOTAL NET YARDS	372	399			No. and Yards Interception Returns	0-0	1-(-7)		
Total Offensive Plays (inc. times thrown passing)	64	64			PENALTIES Number and Yards	4-28	6-48		
Average gain per offensive play	5.8	6.2			FUMBLES Number and Lost	2-0	0-0		
NET YARDS RUSHING	52	136			TOUCHDOWNS	2	5		
Total Rushing Plays	19	38			Rushing	1	2		
Average gain per rushing play	2.7	3.6			Passing	1	3		
NET YARDS PASSING	320	263			Returns	0	0		
Times thrown — yards lost attempting to pass	4-32	1-5			EXTRA POINTS Made-Attempts	2-2	4-5		
Gross yards passing	352	268			FIELD GOALS Made-Attempts	2-4	1-1		
PASS ATTEMPTS-COMPLETIONS-HAD INTERCEPTED	41-26-1	25-22-0			SAFETIES	1	0		
Average gain per pass play (inc. # thrown passing)	7.1	10.1			FINAL SCORE	20	39		
					TIME OF POSSESSION	25:21	34:39		



Denver 23, Cleveland 20 OT

Sunday, Jan. 11, 1987 • 12:30 p.m. EST • Cleveland Stadium • Cleveland

WEATHER: Solid Overcast, 30°, Wind NW 14 mph (-5°) • ATTENDANCE: 79,915 • TIME: 3:50

1986 AFC Championship Game

In a game that will forever be remembered as "The Drive," Rich Karlis kicked a 33-yard field goal 5:48 into overtime to give the Denver Broncos a 23-20 victory against the Cleveland Browns in the 1986 AFC Championship Game. The contest was played at Cleveland Stadium in front of a crowd of 79,915 fans, who braved a wind chill of -5 degrees.

Cleveland took a 7-0 lead when Bernie Kosar threw a 6-yard touchdown pass to Herman Fontenot in the first quarter. The Broncos stopped the next two Browns drives with interceptions, including the second by Jim Ryan, whose return set up a 19-yard field goal by Karlis to make the score 7-3. Ken Woodard recovered a fumble on Cleveland's next drive, putting Denver in position for Gerald Willhite's fourth-down 1-yard touchdown run at 4:24 of the second quarter that gave the club a 10-7 lead.

Browns kicker Mark Moseley tied the score at 10 with a 29-yard field goal with 20 seconds left in the first half. Denver regained the lead on a 26-yard Karlis field goal late in the third quarter, but the Browns responded as Kevin Mack rushed for 34 yards in a 10-play, 76-yard drive that culminated with a 24-yard Moseley field goal that tied the score at 13. After two Denver punts, Kosar's 48-yard touchdown strike to Brian Brennan put Cleveland ahead 20-13 with 5:43 left in the game.

The kickoff rolled to the Denver 2-yard line, where the Broncos and Elway began "The Drive." On the fifth play (second-and-7 from the Broncos' 15), Elway rushed for 11 yards and a first down. He then found Steve Sewell for a 22-yard gain followed by a 12-yard strike to Steve Watson that gave Denver a first down on the Cleveland 40. After an incompletion and an 8-yard sack, Elway threw a 20-yard pass to Mark Jackson, moving the team to the Cleveland 28. An Elway-to-Sewell pass gave the Broncos a first down on the Browns' 14 with 57 seconds left. After an incompletion, Elway ran nine yards to the Cleveland 5-yard line. On the next play, he hit Jackson for a touchdown, and Karlis' extra point tied the score at 20 with 37 seconds left.

The Browns won the coin toss in overtime and elected to receive, but Denver's defense stopped them. Willhite returned the Cleveland punt to the Broncos' 25, where the Denver offense went to work. On second-and-5, Elway hit Orson Mobley for a 22-yard gain and three plays later threw a 28-yard pass to Watson. With a first down on Cleveland's 22-yard line, the Broncos rushed three times to get to the 15, and on fourth down, Karlis hit the 33-yard game-winning field goal.

OFFICIALS:

Referee — Chuck Heberling (46); **Umpire** — Gordon Wells (89); **Line Judge** — Bill Reynolds (53); **Side Judge** — Gary Lane (120); **Head Linesman** — Ed Marion (26); **Back Judge** — Ben Tompkins (52); **Field Judge** — Johnny Grier (23).

DENVER BRONCOS

OFFENSE

WR 82 V. Johnson
LT 70 D. Studdard
LG 54 K. Bishop
C 64 B. Bryan
RG 63 M. Cooper
RT 76 K. Lanier
TE 85 J. Hackett
WR 81 S. Watson
QB 7 J. Elway
RB 23 S. Winder
TE 89 O. Mobley

DEFENSE

LE 75 R. Jones
NT 71 G. Kragen
RE 61 A. Townsend
LOLB 50 J. Ryan
LILB 77 K. Mecklenburg
RILB 98 R. Hunley
ROLB 57 T. Jackson
LCB 20 L. Wright
RCB 31 M. Harden
SS 49 D. Smith
FS 43 S. Foley

BRONCOS SUBSTITUTIONS: P 2 M. Horan, K 3 R. Karlis, QB 8 G. Kubiak, S 22 T. Lilly, RB 30 S. Sewell, RB 33 G. Lang, RB 35 K. Bell, CB 45 S. Wilson, RB 47 G. Willhite, S 48 R. Robbins, LB 52 K. Woodard, LB 55 R. Dennison, LB 59 D. Comeaux, G 62 M. Freeman, NT 69 T. Colorito, DE 73 S. Fletcher, T 74 D. Remsburg, WR 80 M. Jackson, WR 84 C. Sampson, WR 87 B. Micho, TE 88 C. Kay, DE 90 F. Gilbert. **DID NOT PLAY:** CB 36 M. Haynes.

CLEVELAND BROWNS

OFFENSE

WR 88 R. Langhorne
LT 77 R. Bolden
LG 74 P. Farrren
C 61 M. Baab
RG 69 D. Fike
RT 63 C. Risien
TE 82 O. Newsome
WR 84 W. Slaughter
QB 19 B. Kosar
RB 44 E. Byner
FB 34 K. Mack

DEFENSE

LE 96 R. Camp
NT 79 B. Golic
RE 78 C. Hairston
LOLB 56 C. Banks
LILB 51 E. Johnson
RILB 53 A. Griggs
ROLB 57 C. Matthews
LCB 31 F. Minnifield
RCB 29 H. Dixon
SS 24 R. Ellis
FS 37 C. Rockins

BROWNS SUBSTITUTIONS: K 3 M. Mosley, P 7 J. Gossett, S 22 F. Wright, CB 23 M. Harper, S 27 A. Gross, RB 28 H. Fontenot, RB 39 M. Everett, CB 48 D. Hoggard, LB 50 B. Van Pelt, LB 58 S. Nicholas, LB 59 M. Johnson, G 62 G. Lilja, G 70 L. Williams, NT 72 D. Puzzuoli, TE 81 H. Holt, WR 85 C. Weathers, WR 86 B. Brennan, TE 87 T. Tucker, WR 89 G. McNeil, DE 91 S. Clancy. **DID NOT PLAY:** QB 10 M. Pagel, RB 33 C. Dickey.

		1	2	3	4	OT	TOTAL	FIELD GOALS (made () & missed)		
VISITOR	Denver Broncos	0	10	3	7	3	23	R. Karlis	(19)	(26) (33)
HOME	Cleveland Browns	7	3	0	10	0	20	M. Moseley	(29)	(24)

Team	Qtr	Clock Time	PLAY DESCRIPTION (Extra Point) (Drive Info)	SCORE Visitor	Home
BROWNS	1	9:41	H. Fontenot 6 yd. pass from B. Kosar (M. Moseley, kick) (14-86, 7:18)	0	7
BRONCOS	2	2:53	R. Karlis 19 yd. Field Goal (4-8, 0:54)	3	7
BRONCOS	2	4:24	G. Willhite 1 yd. run (R. Karlis, kick) (5-37, 1:05)	10	7
BROWNS	2	14:40	M. Moseley 29 yd. Field Goal (9-53, 4:01)	10	10
BRONCOS	3	12:10	R. Karlis 26 yd. Field Goal (11-61, 4:28)	13	10
BROWNS	4	2:22	M. Moseley 24 yd. Field Goal (10-76, 5:01)	13	13
BROWNS	4	9:17	B. Brennan 48 yd. pass from B. Kosar (M. Moseley, kick) (3-52, 0:57)	13	20
BRONCOS	4	14:23	M. Jackson 5 yd. pass from J. Elway (R. Karlis, kick) (15-98, 4:55)	20	20
BRONCOS	5	5:48	R. Karlis 33 yd. Field Goal (9-60, 5:07)	23	20

FINAL INDIVIDUAL STATISTICS

Denver Broncos										Cleveland Browns																			
RUSHING	ATT	YDS	AVG	LG	TD	RUSHING	ATT	YDS	AVG	LG	TD	RUSHING	ATT	YDS	AVG	LG	TD	RUSHING	ATT	YDS	AVG	LG	TD						
S. Winder	26	83	3.2	9	0	K. Mack	26	94	3.6	15	0	S. Winder	26	83	3.2	9	0	K. Mack	26	94	3.6	15	0						
J. Elway	4	56	14.0	34	0	B. Kosar	4	3	0.8	3	0	J. Elway	4	56	14.0	34	0	B. Kosar	4	3	0.8	3	0						
G. Lang	3	9	3.0	4	0	H. Fontenot	3	3	1.0	4	0	G. Lang	3	9	3.0	4	0	H. Fontenot	3	3	1.0	4	0						
S. Sewell	1	1	1.0	1	0							S. Sewell	1	1	1.0	1	0												
G. Willhite	3	0	0.0	2	1							G. Willhite	3	0	0.0	2	1												
TOTAL	37	149	4.0	34	1	TOTAL	33	100	3.0	15	0	TOTAL	37	149	4.0	34	1	TOTAL	33	100	3.0	15	0						
PASSING	ATT	CMP	YDS	TKD/	YD	TD	LG	IN	Rtg.	PASSING	ATT	CMP	YDS	TKD/	YD	TD	LG	IN	Rtg.	PASSING	ATT	CMP	YDS	TKD/	YD	TD	LG	IN	Rtg.
J. Elway	38	22	244	2/19	1	28	1		74.9	B. Kosar	32	18	259	1/3	2	48	2		77.5	J. Elway	38	22	244	2/19	1	28	1		74.9
TOTAL	38	22	244	2/19	1	28	1		74.9	TOTAL	32	18	259	1/3	2	48	2		77.5	TOTAL	38	22	244	2/19	1	28	1		74.9
PASS RECEIVING	NO	YDS	AVG	LG	TD	PASS RECEIVING	NO	YDS	AVG	LG	TD	PASS RECEIVING	NO	YDS	AVG	LG	TD	PASS RECEIVING	NO	YDS	AVG	LG	TD						
S. Watson	3	55	18.3	28	0	H. Fontenot	7	66	9.4	24	1	S. Watson	3	55	18.3	28	0	H. Fontenot	7	66	9.4	24	1						
S. Sewell	3	47	15.7	22	0	B. Brennan	4	72	18.0	48	1	S. Sewell	3	47	15.7	22	0	B. Brennan	4	72	18.0	48	1						
O. Mobley	3	36	12.0	22	0	R. Langhorne	2	35	17.5	22	0	O. Mobley	3	36	12.0	22	0	R. Langhorne	2	35	17.5	22	0						
V. Johnson	3	25	8.3	14	0	K. Mack	2	20	10.0	12	0	V. Johnson	3	25	8.3	14	0	K. Mack	2	20	10.0	12	0						
M. Jackson	2	25	12.5	20	1	C. Weathers	1	42	42.0	42	0	M. Jackson	2	25	12.5	20	1	C. Weathers	1	42	42.0	42	0						
C. Kay	2	23	11.5	15	0	W. Slaughter	1	20	20.0	20	0	C. Kay	2	23	11.5	15	0	W. Slaughter	1	20	20.0	20	0						
G. Willhite	2	20	10.0	16	0	E. Byner	1	4	4.0	4	0	G. Willhite	2	20	10.0	16	0	E. Byner	1	4	4.0	4	0						
S. Winder	2	2	1.0	5	0							S. Winder	2	2	1.0	5	0												
C. Sampson	1	10	10.0	10	0							C. Sampson	1	10	10.0	10	0												
G. Lang	1	1	1.0	1	0							G. Lang	1	1	1.0	1	0												
TOTAL	22	244	11.1	28	1	TOTAL	18	259	14.4	48	2	TOTAL	22	244	11.1	28	1	TOTAL	18	259	14.4	48	2						
INTERCEPTIONS	NO	YDS	AVG	LG	TD	INTERCEPTIONS	NO	YDS	AVG	LG	TD	INTERCEPTIONS	NO	YDS	AVG	LG	TD	INTERCEPTIONS	NO	YDS	AVG	LG	TD						
J. Ryan	1	26	26.0	26	0	M. Harper	1	0	0.0	0	0	J. Ryan	1	26	26.0	26	0	M. Harper	1	0	0.0	0	0						
R. Hunley	1	14	14.0	14	0							R. Hunley	1	14	14.0	14	0												
TOTAL	2	40	20.0	26	0	TOTAL	1	0	0.0	0	0	TOTAL	2	40	20.0	26	0	TOTAL	1	0	0.0	0	0						
PUNTING	NO	YDS	AVG	NET	TB	IN20	LG	PUNTING	NO	YDS	AVG	NET	TB	IN20	LG	PUNTING	NO	YDS	AVG	NET	TB	IN20	LG						
M. Horan	6	244	40.7	34.5	0	1	48	J. Gossett	6	259	43.2	38.2	1	2	58	M. Horan	6	244	40.7	34.5	0	1	48						
J. Elway	1	19	19.0	19.0	0	1	19	TOTAL	6	259	43.2	38.2	1	2	58	J. Elway	1	19	19.0	19.0	0	1	19						
TOTAL	7	263	37.6	32.3	0	2	48	TOTAL	6	259	43.2	38.2	1	2	58	TOTAL	7	263	37.6	32.3	0	2	48						
PUNT RETURNS	NO	YDS	AVG	FC	LG	TD	PUNT RETURNS	NO	YDS	AVG	FC	LG	TD	PUNT RETURNS	NO	YDS	AVG	FC	LG	TD									
G. Willhite	3	10	3.3	1	4	0	G. McNeil	3	37	12.3	1	18	0	G. Willhite	3	10	3.3	1	4	0									
RETURNS	3	10	3.3	1	4	0	RETURNS	3	37	12.3	1	18	0	RETURNS	3	10	3.3	1	4	0									
KICKOFF RETURNS	NO	YDS	AVG	FC	LG	TD	KICKOFF RETURNS	NO	YDS	AVG	FC	LG	TD	KICKOFF RETURNS	NO	YDS	AVG	FC	LG	TD									
G. Lang	2	14	7.0	0	14	0	H. Fontenot	2	25	12.5	0	14	0	G. Lang	2	14	7.0	0	14	0									
K. Bell	2	10	5.0	0	10	0	G. McNeil	4	80	40.0	0	30	0	K. Bell	2	10	5.0	0	10	0									
M. Freeman	1	9	9.0	0	9	0							M. Freeman	1	9	9.0	0	9	0										
RETURNS	5	33	6.6	0	14	0	RETURNS	6	105	17.5	0	30	0	RETURNS	5	33	6.6	0	14	0									
Denver Broncos	Own	FUMBLE	Fum	Lost	Rec.	Yds	TD	Opp.	Rec.	Yds	TD	Out	Bnds	Cleveland Browns	Own	FUMBLE	Fum	Lost	Rec.	Yds	TD	Opp.	Rec.	Yds	TD	Out	Bnds		
K. Woodard	0	0	0	0	0	0	0	K. Mack	2	1	0	0	0	K. Woodard	0	0	0	0	0	0	0	0	0	0	0	0			
K. Bell	2	0	2	0	0	0	0	T. Tucker	0	0	1	0	0	K. Bell	2	0	2	0	0	0	0	0	0	0	0	0			
K. Bishop	0	0	0	0	0	0	0	G. McNeil	1	0	0	0	0	K. Bishop	0	0	0	0	0	0	0	0	0	0	0	0			
								C. Rockins	0	0	1	0	0																
TOTAL	2	0	2	0	0	1	1	0	0	0	0	TOTAL	3	1	2	0	0	0	0	0	0	0	0	0	0	0			

BRONCOS										BROWNS									
BRONCOS										BROWNS									
TOTAL FIRST DOWNS	22	17	PUNTS Number and Average	7-38	6-43	TOTAL FIRST DOWNS	22	17		PUNTS Number and Average	7-38	6-43							
By Rushing	6	4	Had Blocked	0	0	By Rushing	6	4		Had Blocked	0	0							
By Passing	13	12	FGs - PATs Had Blocked	0-0	0-0	By Passing	13	12		FGs - PATs Had Blocked	0-0	0-0							
By Penalty	3	1	TOTAL RETURN YARDAGE (Not Including Kickoffs)	50	37	By Penalty	3	1		TOTAL RETURN YARDAGE (Not Including Kickoffs)	50	37							
THIRD DOWN EFFICIENCY	5-18-28%	5-13-39%	No. and Yards Punt Returns	3-10	3-37	THIRD DOWN EFFICIENCY	5-18-28%	5-13-39%		No. and Yards Punt Returns	3-10	3-37							
FOURTH DOWN EFFICIENCY	1-1-100%	0-0-0%	No. and Yards Kickoff Returns	5-33	6-105	FOURTH DOWN EFFICIENCY	1-1-100%	0-0-0%		No. and Yards Kickoff Returns	5-33	6-105							
TOTAL NET YARDS	374	356	No. and Yards Interception Returns	2-40	1-0	TOTAL NET YARDS	374	356		No. and Yards Interception Returns	2-40	1-0							
Total Offensive Plays (inc. times thrown passing)	77	66	PENALTIES Number and Yards	6-39	9-76	Total Offensive Plays (inc. times thrown passing)	77	66		PENALTIES Number and Yards	6-39	9-76							
Average gain per offensive play	4.9	5.4	FUMBLES Number and Lost	2-0	3-1	Average gain per offensive play	4.9	5.4		FUMBLES Number and Lost	2-0	3-1							
NET YARDS RUSHING	149	100	TOUCHDOWNS	2	2	NET YARDS RUSHING	149	100		TOUCHDOWNS	2	2							
Total Rushing Plays	37	33	Rushing	1	0	Total Rushing Plays	37	33		Rushing	1	0							
Average gain per rushing play	4.0	3.0	Passing	1	2	Average gain per rushing play	4.0	3.0		Passing	1	2							
NET YARDS PASSING	225	256	Returns	0	0	NET YARDS PASSING	225	256		Returns	0	0							
Times thrown - yards lost attempting to pass	2-19	1-3	EXTRA POINTS Made-Attempts	2-2	2-2	Times thrown - yards lost attempting to pass	2-19	1-3		EXTRA POINTS Made-Attempts	2-2	2-2							
Gross yards passing	244	259	FIELD GOALS Made-Attempts	3-3	2-2	Gross yards passing	244	259		FIELD GOALS Made-Attempts	3-3	2-2							
PASS ATTEMPTS-COMPLETIONS-HAD INTERCEPTED	38-22-1	32-18-2	SAFETIES	0	0	PASS ATTEMPTS-COMPLETIONS-HAD INTERCEPTED	38-22-1	32-18-2		SAFETIES	0	0							
Average gain per pass play (inc. # thrown passing)	5.6	7.8	FINAL SCORE	23	20	Average gain per pass play (inc. # thrown passing)	5.6	7.8		FINAL SCORE	23	20							
			TIME OF POSSESSION	34:05	31:43					TIME OF POSSESSION	34:05	31:43							

BRONCOS DEFENSIVE STATISTICS

(based on unofficial press box statistics)

PLAYER	UT	A	TT	S-YDS	I-YDS	PD	FF	FR	PLAYER	UT	A	TT	S-YDS	I-YDS	PD	FF	FR
L. Wright	6	1	7	0-0	0-0	2	0	0	S. Foley	3	2	5	0-0	0-0	0	0	0
K. Mecklenburg	5	2	7	0-0	0-0	0	0	0	K. Woodward	3	2	5	0-0	0-0	1	0	1
R. Jones	5	2	7	1-3	0-0	0	0	0	R. Robbins	3	1	4	0-0	0-0	3	0	0
J. Ryan	4	2	6	0-0	1-26	0	0	0	S. Fletcher	3	0	3	0-0	0-0	0	0	0
T. Jackson	2	4	6	0-0	0-0	0	0	0	R. Hunley	1	1	2	0-0	1-14	1	0	0
M. Harden	4	1	5	0-0	0-0	2	0	0	R. Dennison	1	0	1	0-0	0-0	0	0	0
T. Lilly	4	1	5	0-0	0-0	1	0	0	TEAM TOTALS	54	20	74	1-3	2-40	12	0	1



Denver 22, New England 17

Sunday, Jan. 4, 1987 • 2 p.m. MST • Mile High Stadium • Denver

WEATHER: Sunny, 65°, Wind S 9 mph • ATTENDANCE: 76,105 • TIME: 3:09

1986 AFC Divisional Playoff Game

Rulon Jones sacked Tony Eason in the end zone with a safety with 1:37 left on the clock to halt the Patriots' final comeback drive and give Denver a 22-17 win in an AFC Divisional Playoff Game in front of 76,105 fans at Mile High Stadium. The postseason victory was the first for the Broncos since the 1977 season.

The two teams traded punts for the first nine minutes of the game before Denver began its first scoring drive. Starting at their own 20, the Broncos took four plays to reach the New England 7-yard line behind John Elway completions of 39 and 21 yards. On second-and-goal from the 4, Elway rolled around the left side and was hit just short of the goal line. He was penalized (delay of game) for spiking the ball after the play, and that sent Denver back to the 6. Two plays later, Rich Karlis made a 27-yard field goal that gave Denver a 3-0 lead.

New England mounted a 7-play, 87-yard drive later in the quarter with Eason hitting Stanley Morgan for a 19-yard touchdown. The Broncos roared right back with a 13-play, 82-yard drive that was punctuated by a 22-yard touchdown run by Elway, giving them a 10-7 lead midway through the second quarter. The Patriots tied the score on the final play of the first half with a 38-yard Tony Franklin field goal.

Denver received the kickoff to open the second half and proceeded to chew up more than nine minutes off the clock. The Broncos ran the ball 11 times on the drive, which stalled on the Patriots' 5-yard line. Karlis' 22-yard field goal put Denver up 13-10.

Five plays into the next New England drive, the Patriots took a page out of Dan Reeves' bag of tricks, scoring on a flea-flicker that ended with a 45-yard touchdown pass from Eason to Morgan that gave New England its first lead of the game at 17-13. Denver jumped right back on top, traveling 86 yards on six plays to score on a 48-yard Elway-to-Vance Johnson pass on the last play of the third quarter.

The two teams both punted three times in the fourth quarter, and the last one, a Mike Horan punt of 54 yards, backed New England to its own 10-yard line. On first down, Eason dropped back to pass but was sacked for a safety by Jones. Denver recovered the onside free kick and held on to the ball and the win.

Elway completed 13-of-32 passes for 257 yards with one score, and Sammy Winder rushed for 102 yards on 19 carries. Johnson led the Broncos with 89 receiving yards. Defensively, four different Denver players had at least one sack.

OFFICIALS:

Referee — Jerry Seeman (70); **Umpire** — Rex Stuart (103); **Line Judge** — Ray Dodez (74); **Side Judge** — Bob Rice (80); **Head Linesman** — Burl Toler (37); **Back Judge** — Jim Poole (92); **Field Judge** — Ron Spittler (119).

DENVER BRONCOS

OFFENSE

WR 82 V. Johnson
LT 70 D. Studdard
LG 54 K. Bishop
C 64 B. Bryan
RG 60 P. Howard
RT 76 K. Lanier
TE 85 J. Hackett
WR 81 S. Watson
QB 7 J. Elway
RB 23 S. Winder
TE 89 O. Mobley

DEFENSE

LE 75 R. Jones
NT 71 G. Kragen
RE 61 A. Townsend
LOLB 50 J. Ryan
LILB 77 K. Mecklenburg
RILB 98 R. Hunley
ROLB 57 T. Jackson
LCB 20 L. Wright
FS 43 S. Foley
SS 48 R. Robbins
RCB 31 M. Harden

BRONCOS SUBSTITUTIONS: P 2 M. Horan, K 3 R. Karlis, QB 8 G. Kubiak, S 22 T. Lilly, RB 30 S. Sewell, RB 33 G. Lang, RB 35 K. Bell, CB 36 M. Haynes, CB 45 S. Wilson, RB 47 G. Willhite, LB 52 K. Woodard, LB 55 R. Dennison, LB 59 D. Comeaux, G 62 M. Freeman, G 63 M. Cooper, NT 69 T. Colorito, DE 73 S. Fletcher, T 74 D. Remsburg, WR 80 M. Jackson, WR 84 C. Sampson, WR 87 B. Micho, DE 90 F. Gilbert. **DID NOT PLAY:** S 49 D. Smith.

NEW ENGLAND PATRIOTS

OFFENSE

WR 86 S. Morgan
LT 76 B. Holloway
LG 66 P. Fairchild
C 58 P. Brock
RG 61 R. Wooten
RT 68 D. Haley
TE 48 G. Baty
WR 80 I. Fryar
QB 11 T. Eason
FB 30 M. Tatupu
HB 33 T. Collins

DEFENSE

LE 96 B. Williams
NT 90 T. Williams
RE 60 G. Veris
LOLB 56 A. Tippet
LILB 52 J. Rembert
RILB 50 L. McGrew
ROLB 55 D. Blackburn
LCB 43 E. Gibson
FS 31 F. Marion
SS 38 R. James
RCB 26 R. Clayborn

PATRIOTS SUBSTITUTIONS: K 1 T. Franklin, P 3 R. Camarillo, RB 21 R. Dupard, DB 22 E. Profit, CB 23 R. McSwain, RB 27 G. Hawthorne, S 28 J. Bowman, RB 32 C. James, LB 59 S. Doig, T 62 B. Bain, C 64 T. Matich, C 75 G. Morrisr, WR 81 S. Starring, WR 82 D. Williams, WR 83 C. Jones, TE 88 W. Scott, NT 65 M. Ruth, LB 95 E. Reynolds, DB 97 M. Hodge, NT 98 D. Owens. **DID NOT PLAY:** QB 12 T. Ramsey, QB 14 S. Grogan, DB 42 R. Lippett.

		1	2	3	4	OT	TOTAL	FIELD GOALS (made () & missed)		
VISITOR	New England Patriots	0	10	7	0	—	17	T. Franklin	(38)	
HOME	Denver Broncos	3	7	10	2	—	22	R. Karlis	(27) (22)	

Team	Qtr	Clock Time	PLAY DESCRIPTION (Extra Point) (Drive Info)	SCORE Visitor Home
BRONCOS	1	12:12	R. Karlis 27 yd. Field Goal (8-71, 3:07)	0 3
PATRIOTS	2	0:56	S. Morgan 19 yd. pass from T. Eason (T. Franklin, kick) (7-87, 2:24)	7 3
BRONCOS	2	7:18	J. Elway 22 yd. run (R. Karlis, kick) (13-82, 6:22)	7 10
PATRIOTS	2	14:58	T. Franklin 38 yd. Field Goal (5-8, 0:56)	10 10
BRONCOS	3	9:10	R. Karlis 22 yd. Field Goal (15-80, 9:10)	10 13
PATRIOTS	3	12:10	S. Morgan 45 yd. pass from T. Eason (T. Franklin, kick) (5-78, 3:00)	17 13
BRONCOS	3	15:00	V. Johnson 48 yd. pass from J. Elway (R. Karlis, kick) (6-86, 2:50)	17 20
BRONCOS	4	13:23	Safety—T. Eason tackled in end zone by R. Jones	17 22

FINAL INDIVIDUAL STATISTICS

New England Patriots										Denver Broncos													
RUSHING	ATT	YDS	AVG	LG	TD	RUSHING	ATT	YDS	AVG	LG	TD	RUSHING	ATT	YDS	AVG	LG	TD						
T. Collins	5	46	9.2	23	0	S. Winder	19	102	5.4	16	0	T. Collins	5	46	9.2	23	0						
C. James	10	31	3.1	17	0	G. Lang	11	44	4.0	14	0	C. James	10	31	3.1	17	0						
T. Eason	2	23	11.5	13	0	J. Elway	5	18	3.6	22	1	T. Eason	2	23	11.5	13	0						
R. Dupard	5	18	3.6	8	0	K. Bell	2	12	6.0	8	0	R. Dupard	5	18	3.6	8	0						
G. Hawthorne	1	5	5.0	5	0	S. Sewell	2	8	4.0	8	0	G. Hawthorne	1	5	5.0	5	0						
I. Fryar	1	-2	-2.0	-2	0	G. Willhite	3	4	1.3	3	0	I. Fryar	1	-2	-2.0	-2	0						
TOTAL	24	121	5.0	23	0	TOTAL	42	188	4.5	22	1	TOTAL	24	121	5.0	23	0						
PASSING	ATT	CMP	YDS	YD	TD	LG	IN	Rtg.	PASSING	ATT	CMP	YDS	YD	TD	LG	IN	Rtg.						
T. Eason	24	13	194	6/44	2	45	0	108.7	J. Elway	32	13	257	1/4	1	49	2	53.8						
TOTAL	24	13	194	6/44	2	45	0	108.7	TOTAL	32	13	257	1/4	1	49	2	53.8						
PASS RECEIVING	NO	YDS	AVG	LG	TD	PASS RECEIVING	NO	YDS	AVG	LG	TD	PASS RECEIVING	NO	YDS	AVG	LG	TD						
T. Collins	4	46	11.5	20	0	V. Johnson	4	89	22.3	48	1	T. Collins	4	46	11.5	20	0						
S. Morgan	3	100	33.3	45	2	S. Sewell	3	41	13.7	39	0	S. Morgan	3	100	33.3	45	2						
G. Baty	3	31	10.3	13	0	O. Mobley	2	69	34.5	49	0	G. Baty	3	31	10.3	13	0						
I. Fryar	2	11	5.5	7	0	S. Watson	1	21	21.0	21	0	I. Fryar	2	11	5.5	7	0						
G. Hawthorne	1	6	6.0	6	0	B. Micho	1	20	20.0	20	0	G. Hawthorne	1	6	6.0	6	0						
						S. Winder	1	16	16.0	16	0												
						G. Lang	1	1	1.0	1	0												
TOTAL	13	194	14.9	45	2	TOTAL	13	257	19.8	49	1	TOTAL	13	194	14.9	45	2						
INTERCEPTIONS	NO	YDS	AVG	LG	TD	INTERCEPTIONS	NO	YDS	AVG	LG	TD	INTERCEPTIONS	NO	YDS	AVG	LG	TD						
R. McSwain	1	2	2.0	2	0	J. Elway	0	0	0.0	—	0	R. McSwain	1	2	2.0	2	0						
J. Rember	1	0	0.0	0	0							J. Rember	1	0	0.0	0	0						
TOTAL	2	2	1.0	2	0	TOTAL	0	0	0.0	—	0	TOTAL	2	2	1.0	2	0						
PUNTING	NO	YDS	AVG	NET	TB	IN20	LG	PUNTING	NO	YDS	AVG	NET	TB	IN20	LG	PUNTING	NO	YDS	AVG	NET	TB	IN20	LG
R. Camarillo	9	452	50.2	41.9	2	0	60	M. Horan	5	245	49.0	42.4	1	3	54	R. Camarillo	9	452	50.2	41.9	2	0	60
								J. Elway	1	31	31.0	11.0	1	1	31								
TOTAL	9	452	50.2	41.9	2	0	60	Total	6	276	46.0	34.2	2	4	54	TOTAL	9	452	50.2	41.9	2	0	60
PUNT RETURNS	NO	YDS	AVG	FC	LG	TD	PUNT RETURNS	NO	YDS	AVG	FC	LG	TD	PUNT RETURNS	NO	YDS	AVG	FC	LG	TD			
I. Fryar	2	13	6.5	0	9	0	G. Willhite	1	9	9.0	1	9	0	I. Fryar	2	13	6.5	0	9	0			
							V. Johnson	3	26	8.7	0	13	0										
RETURNS	2	13	6.5	0	9	0	RETURNS	4	35	8.8	1	13	0	RETURNS	2	13	6.5	0	9	0			
KICKOFF RETURNS	NO	YDS	AVG	FC	LG	TD	KICKOFF RETURNS	NO	YDS	AVG	FC	LG	TD	KICKOFF RETURNS	NO	YDS	AVG	FC	LG	TD			
S. Starring	2	31	15.5	0	21	0	G. Lang	1	21	21.0	0	21	0	S. Starring	2	31	15.5	0	21	0			
							K. Bell	3	63	21.0	0	35	0										
RETURNS	2	31	15.5	0	21	0	RETURNS	4	84	21.0	0	35	0	RETURNS	2	31	15.5	0	21	0			
New England Patriots	Own	Opp.	Out	Denver Broncos	Own	Opp.	Out	New England Patriots	Own	Opp.	Out	Denver Broncos	Own	Opp.	Out								
FUMBLES	Fum	Lost	Rec.	Yds	TD	FF	Rec.	Yds	TD	Bnds	FUMBLES	Fum	Lost	Rec.	Yds	TD	FF	Rec.	Yds	TD	Bnds		
T. Eason	1	0	0	0	0	0	0	0	0	0	T. Eason	1	0	0	0	0	0	0	0	0	0		
P. Brock	0	0	1	0	0	0	0	0	0	0	P. Brock	0	0	1	0	0	0	0	0	0	0		
TOTAL	1	0	1	0	0	0	0	0	0	0	TOTAL	0	0	0	0	0	0	0	0	0	0		

FINAL TEAM STATISTICS

	PATRIOTS		BRONCOS			PATRIOTS		BRONCOS	
TOTAL FIRST DOWNS		12		23	PUNTS Number and Average	9-50		6-46	
By Rushing		6		12	Had Blocked	0		0	
By Passing		13		9	FGs – PATs Had Blocked	0-0		0-0	
By Penalty		0		2	TOTAL RETURN YARDAGE (Not Including Kickoffs)	15		35	
THIRD DOWN EFFICIENCY	2-12-17%		5-15-33%		No. and Yards Punt Returns	2-13		4-35	
FOURTH DOWN EFFICIENCY	0-0-0%		0-0-0%		No. and Yards Kickoff Returns	2-31		4-84	
TOTAL NET YARDS	271		441		No. and Yards Interception Returns	2-2		0-0	
Total Offensive Plays (inc. times thrown passing)	54		75		PENALTIES Number and Yards	5-45		3-20	
Average gain per offensive play	5.0		5.9		FUMBLES Number and Lost	1-0		0-0	
NET YARDS RUSHING	121		188		TOUCHDOWNS	2		2	
Total Rushing Plays	24		42		Rushing	0		1	
Average gain per rushing play	5.0		4.5		Passing	2		1	
NET YARDS PASSING	150		253		Returns	0		0	
Times thrown – yards lost attempting to pass	6-44		1-4		EXTRA POINTS Made-Attempts	2-2		2-2	
Gross yards passing	194		257		FIELD GOALS Made-Attempts	1-1		2-2	
PASS ATTEMPTS-COMPLETIONS-HAD INTERCEPTED	24-13-0		32-13-2		SAFETIES	1		0	
Average gain per pass play (inc. # thrown passing)	5.0		7.7		FINAL SCORE	17		22	
					TIME OF POSSESSION	24:31		35:29	



Pittsburgh 24, Denver 17

Sunday, Dec. 30, 1984 • 2 p.m. MST • Mile High Stadium • Denver

WEATHER: Mostly Sunny, 52°, Wind N 7 mph • ATTENDANCE: 74,981 • TIME: 3:11

1984 AFC Divisional Playoff Game

The Denver Broncos, after posting the most regular-season wins in franchise history with a 13-3 record, lost an AFC Divisional Playoff Game to the Pittsburgh Steelers 24-17 in front of 74,981 fans at Mile High Stadium.

Denver had two possessions in the final two minutes of the game with a chance to tie but failed to score as Pittsburgh advanced to the AFC Championship Game.

The Broncos' opportunistic defense recovered two Steelers fumbles in the first quarter. Denver was unable to capitalize on the first takeaway with Rich Karlis missing a 39-yard field goal attempt. Pittsburgh then lost a fumble on its next play, setting up a 9-yard touchdown pass from John Elway to running back Jim Wright that gave the Broncos a 7-0 lead.

Pittsburgh scored on a 28-yard field goal on the first play of the second quarter, and just before halftime, the Steelers took a 10-7 lead on Frank Pollard's 1-yard touchdown run.

Denver tied the game early in the third quarter on a 21-yard Karlis field goal. The Broncos regained their lead midway through the quarter on their next possession, scoring on a 20-yard pass from Elway to wide receiver Steve Watson.

The Steelers answered with a scoring drive of their own, tying the game at 17 on a 10-yard Mark Malone-to-Louis Lipps pass 11:41 into the third quarter.

A turnover by the Broncos late in the game set up the Steelers' game-winning touchdown. Pittsburgh's Eric Williams intercepted an Elway pass and returned it to the Denver 2-yard line with only 2:45 left in the game, and two plays later, Pollard scored on a rush to give the Steelers a 24-17 advantage. Denver couldn't move the ball on its final two possessions as time expired.

Elway finished the game with 184 yards on 19-of-37 passing with two touchdowns and two interceptions. Watson led all players with 177 yards on 11 catches with one touchdown and a long reception of 52 yards.

Pittsburgh's defense limited the Broncos to just 51 yards on 22 carries (2.3 avg.) and held Denver to just 4-of-13 (30.8%) success on third downs.

The Steelers' offense racked up 381 yards of total offense, and Malone completed 17-of-28 passes for 224 yards with one touchdown. Pollard led all players with 99 yards on 16 carries (6.2 avg.) and scored a pair of touchdowns while Walter Abercrombie added 75 yards for 17 carries as part of a Pittsburgh ground game that totaled 169 yards.

OFFICIALS:

Referee — Fred Wyant (11); **Umpire** — Art Demmas (78); **Line Judge** — Vern Marshall (94); **Side Judge** — Royal Cathcart (16); **Head Linesman** — Dale Williams (8); **Back Judge** — Dick Hantak (105); **Field Judge** — Bob Lewis (18).

DENVER BRONCOS

OFFENSE

WR 85 D. Summers
LT 70 D. Studdard
LG 54 K. Bishop
C 64 B. Bryan
RG 60 P. Howard
RT 76 K. Lanier
TE 88 C. Kay
WR 81 S. Watson
RB 23 S. Winder
QB 7 J. Elway
HB 87 J. Wright

DEFENSE

LE 79 B. Chavous
NT 68 R. Carter
RE 75 R. Jones
LOLB 50 J. Ryan
LILB 55 R. Dennison
RILB 58 S. Busick
ROLB 57 T. Jackson
LCB 20 L. Wright
SS 49 D. Smith
FS 43 S. Foley
RCB 31 M. Harden

BRONCOS SUBSTITUTIONS: P 1 C. Norman, K 3 R. Karlis, S 22 T. Lilly, LB 24 R. Parros, DB 28 R. Jackson, RB 33 G. Lang, RB 39 J. Myles, CB 45 S. Wilson, RB 47 G. Wilhite, DB 48 R. Robbins, LB 52 K. Woodard, LB 59 D. Comeaux, DL 61 A. Townsend, G 62 M. Freeman, DE 65 W. Bowyer, NT 66 S. Garnett, T 72 M. Graves, OL 74 W. Hood, DE 77 K. Mecklenburg, WR 80 R. Alexander, WR 84 C. Sampson, LB 98 R. Hunley. **DID NOT PLAY:** QB 8 G. Kubiak, 26 C. Brewer, 67 G. Hyde, 69 B. Manor.

PITTSBURGH STEELERS

OFFENSE

WR 82 J. Stallworth
LT 63 P. Rostovsky
LG 73 C. Wolfley
C 52 M. Webster
RG 74 T. Long
RT 62 T. Ilkin
TE 81 D. Nelson
WR 83 L. Lipps
QB 16 M. Malone
RB 34 W. Abercrombie
FB 30 F. Pollard

DEFENSE

LE 95 J. Goodman
NT 67 E. Dunn
RE 64 G. Nelson
LOLB 57 M. Merriweather
LILB 50 D. Little
RILB 56 R. Cole
ROLB 53 B. Hinkle
LCB 49 D. Woodruff
SS 41 S. Washington
RCB 31 D. Shell
FS 21 E. Williams

STEELERS SUBSTITUTIONS: K 1 G. Anderson, P 5 C. Colquitt, CB 22 R. Woods, TE 23 L. Brown, RB 24 R. Erenberg, RB 26 S. Gillespie, S 28 E. Williams, CB 29 R. Johnson, CB 33 H. Clayton, RB 38 E. Veals, RB 40 A. Corley, LB 54 C. Bigham, LB 59 T. Seabaugh, C 60 R. Rasmussen, T 72 R. Snell, DE 78 M. Catano, WR 80 W. Capers, WR 85 C. Sweeney, WR 87 W. Thompson, LB 90 B. Kohrs, DE K. 92 Gary, DE K. 93 Willis, TE 89 B. Cunningham. **DID NOT PLAY:** QB 10 S. Campbell, QB 19 D. Woodley, G 61 B. Wingle, T 77 S. August.

		1	2	3	4	OT	TOTAL	FIELD GOALS (made () & missed)		
VISITOR	Pittsburgh Steelers	0	10	7	7	—	24	G. Anderson	(28)	40WR 26WL 39WR
HOME	Denver Broncos	7	0	10	0	—	17	R. Karlis	39WR 57S	(21)

Team	Qtr	Clock Time	PLAY DESCRIPTION (Extra Point) (Drive Info)	SCORE Visitor	Home
BRONCOS	1	8:30	J. Wright 9 yd. pass from J. Elway (R. Karlis, kick) (5-22, 2:25)	0	7
STEELERS	2	0:04	G. Anderson 28 yd. Field Goal (12-62, 6:16)	3	7
STEELERS	2	13:46	F. Pollard 1 yd. run (G. Anderson, kick) (8-78, 1:56)	10	7
BRONCOS	3	2:50	R. Karlis 21 yd. Field Goal (4-0, 1:47)	10	10
BRONCOS	3	7:45	S. Watson 20 yd. pass from J. Elway (R. Karlis, kick) (6-46, 3:01)	10	17
STEELERS	3	11:41	L. Lipps 10 yd. pass from M. Malone (G. Anderson, kick) (7-66, 3:46)	17	17
STEELERS	4	13:01	F. Pollard 2 yd. run (G. Anderson, kick) (3-2, 1:36)	24	17

FINAL INDIVIDUAL STATISTICS

Pittsburgh Steelers										Denver Broncos													
RUSHING	ATT	YDS	AVG	LG	TD					RUSHING	ATT	YDS	AVG	LG	TD								
F. Pollard	16	99	6.2	23	2					S. Winder	15	37	2.5	9	0								
W. Abercrombie	17	75	4.4	18	0					J. Elway	4	16	4.0	13	0								
E. Veals	1	1	1.0	1	0					G. Willhite	1	1	1.0	1	0								
L. Lipps	1	0	0	0	0					R. Parros	1	0	0.0	0	0								
M. Malone	5	-6	-1.2	0	0					S. Watson	1	-3	-3.0	-3	0								
TOTAL	40	169	4.2	23	2					TOTAL	22	51	2.3	13	0								
PASSING	ATT	CMP	YDS	TKD/ YD	TD	LG	IN	Rtg.					PASSING	ATT	CMP	YDS	TKD/ YD	TD	LG	IN	Rtg.		
M. Malone	28	17	224	2/12	1	25	0	97.9					J. Elway	37	19	184	4/37	2	21	2	61.1		
													G. Willhite	1	1	52	0/0	0	52	0	118.8		
TOTAL	28	17	224	2/12	1	25	0	97.9					TOTAL	38	20	236	4/37	2	52	2	67.4		
PASS RECEIVING			NO	YDS	AVG	LG	TD					PASS RECEIVING			NO	YDS	AVG	LG	TD				
L. Lipps			5	86	17.2	25	1					S. Watson			11	177	16.1	52	1				
F. Pollard			4	48	12.0	17	0					S. Winder			4	22	5.5	8	0				
J. Stallworth			3	38	12.7	14	0					J. Wright			2	16	8.0	9	1				
W. Abercrombie			3	18	9.0	6	0					G. Willhite			2	12	6.0	8	0				
B. Cunningham			1	19	19.0	19	0					R. Alexander			1	9	9.0	9	0				
R. Thompson			1	15	15.0	15	0																
TOTAL			17	224	13.2	25	1					TOTAL			20	236	11.8	52	2				
INTERCEPTIONS			NO	YDS	AVG	LG	TD					INTERCEPTIONS			NO	YDS	AVG	LG	TD				
E. Williams			1	28	28.0	28	0																
G. Dunn			1	6	6.0	6	0																
TOTAL			2	34	17.0	28	0					TOTAL			0	0	0.0	—	0				
PUNTING	NO	YDS	AVG	NET	TB	IN20	LG					PUNTING	NO	YDS	AVG	NET	TB	IN20	LG				
C. Colquitt	2	85	42.5	34.0	0	0	46					C. Norman	4	169	42.3	40.0	0	1	51				
(BLOCKED)	1	0	0.0	0.0	0	0	0																
TOTAL	3	85	28.3	25.3	0	0	46					TOTAL	4	169	42.3	40.0	0	1	51				
PUNT RETURNS	NO	YDS	AVG	FC	LG	TD					PUNT RETURNS	NO	YDS	AVG	FC	LG	TD						
L. Lipps	3	9	3.0	0	7	0					G. Willhite	2	17	8.5	0	17	0						
RETURNS	3	9	3.0	0	7	0					RETURNS	2	17	8.5	0	17	0						
KICKOFF RETURNS	NO	YDS	AVG	FC	LG	TD					KICKOFF RETURNS	NO	YDS	AVG	FC	LG	TD						
L. Lipps	3	73	24.3	0	34	0					G. Willhite	2	56	28.0	0	31	0						
R. Erenberg	1	29	29.0	0	29	0																	
RETURNS	4	102	25.5	0	34	0					RETURNS	2	56	28.0	0	31	0						
Pittsburgh Steelers	Own	FUMBLE	Lost	Rec.	Yds	TD	FF	Rec.	Yds	TD	Out Bnds	Denver Broncos	Own	FUMBLE	Lost	Rec.	Yds	TD	FF	Rec.	Yds	TD	Out Bnds
M. Malone	2	2	0	0	0	0	0	0	0	0	0	J. Elway	1	0	1	0	0	0	0	0	0	0	0
L. Lipps	1	0	1	0	0	0	0	0	0	0	0	A. Townsend	0	0	0	0	0	0	1	0	0	0	
												T. Jackson	0	0	0	0	0	0	1	0	0	0	
												G. Willhite	1	0	1	0	0	0	0	0	0	0	
TOTAL	3	2	1	0	0	0	0	0	0	0	0	TOTAL	2	0	2	0	0	0	2	0	0	0	

FINAL TEAM STATISTICS

STEELERS											BRONCOS										
TOTAL FIRST DOWNS											PUNTS Number and Average										
By Rushing											Had Blocked										
By Passing											FGs - PATs Had Blocked										
By Penalty											TOTAL RETURN YARDAGE (Not Including Kickoffs)										
THIRD DOWN EFFICIENCY											No. and Yards Punt Returns										
FOURTH DOWN EFFICIENCY											No. and Yards Kickoff Returns										
TOTAL NET YARDS											No. and Yards Interception Returns										
Total Offensive Plays (inc. times thrown passing)											PENALTIES Number and Yards										
Average gain per offensive play											FUMBLES Number and Lost										
NET YARDS RUSHING											TOUCHDOWNS										
Total Rushing Plays											Rushing										
Average gain per rushing play											Passing										
NET YARDS PASSING											Returns										
Times thrown - yards lost attempting to pass											EXTRA POINTS Made-Attempts										
Gross yards passing											FIELD GOALS Made-Attempts										
PASS ATTEMPTS-COMPLETIONS-HAD INTERCEPTED											SAFETIES										
Average gain per pass play (inc. # thrown passing)											FINAL SCORE										
											TIME OF POSSESSION										

BRONCOS DEFENSIVE STATISTICS

(based on unofficial press box statistics)																											
PLAYER	UT	A	TT	S-YDS	I-YDS	PD	FF	FR	PLAYER	UT	A	TT	S-YDS	I-YDS	PD	FF	FR										
D. Smith	9	2	11	0-0	0-0	0	0	0	R. Hunley	2	0	2	0-0	0-0	0	0	0										
S. Busick	8	0	8	0-0	0-0	0	0	0	W. Bowyer	1	1	2	0-0	0-0	0	0	0										
L. Wright	8	0	8	0-0	0-0	2	0	0	D. Comeaux	1	1	2	0-0	0-0	0	0	0										
S. Foley	6	2	8	0-0	0-0	1	0	0	K. Mecklenburg	1	1	2	0-0	0-0	0	0	0										
R. Dennison	4	3	7	0-0	0-0	0	0	0	R. Robbins	1	1	2	0-0	0-0	2	0	0										
J. Ryan	4	3	7	1-0	0-0	0	0	0	S. Wilson	1	1	2	0-0	0-0	0	0	0										
R. Jones	5	0	5	1-12	0-0	0	0	0	T. Lilly	1	0	1	0-0	0-0	0	0	0										
M. Harden	4	0	4	0-0	0-0	1	0	0	R. Carter	1	0	1	0-0	0-0	0	0	0										
T. Jackson	2	2	4	0-0	0-0	1	0	1	A. Townsend	0	0	0	0-0	0-0	0	0	1										
B. Chavous	2	0	2	0-0	0-0	0	0	0	TEAM TOTALS	61	17	78	2-12	0-0	7	0	2										



Seattle 31, Denver 7

Saturday, Dec. 24, 1983 • 1 p.m. PST • Kingdome • Seattle

WEATHER: Indoors • ATTENDANCE: 60,752 • TIME: 2:53

1983 AFC Wild Card Playoff Game

The Seattle Seahawks broke open a close contest against the Denver Broncos with two second-half Dave Krieg touchdown passes that propelled them to a 31-7 win in an AFC Wild Card Playoff Game in front of 60,752 fans at the Kingdome.

It didn't take the Seahawks long to get on the scoreboard as they traveled 62 yards on eight plays during their first offensive possession for a touchdown. Krieg connected with Steve Largent on a 17-yard scoring pass for a 7-0 lead with less than five minutes gone in the first quarter.

Later that period, the Broncos came back to tie the game after they mounted a 9-play, 76-yard touchdown drive. The score came on a 13-yard pass from Steve DeBerg to Jesse Myles.

Denver looked poised to take the lead, but Seattle cornerback Kerry Justin intercepted a DeBerg pass on the Broncos' next drive to end the threat. Seattle drove to Denver's 20-yard line, where Norm Johnson converted a 37-yard field goal.

On its next possession, Denver drove to the Seattle 4-yard line, but a fumble by running back Gerald Willhite was recovered by safety Paul Moyer. The Seahawks were able to run out the clock in the first half and hold on to their 10-7 lead.

The second half belonged to the Seahawks. Krieg passed for two more touchdowns and fullback David Hughes ran for another, making the score 31-7.

In the third quarter, Seattle travelled 73 yards on five plays and scored on Krieg's second touchdown pass of the game that went to tight end Pete Metzelaars.

Krieg threw his third touchdown pass of the afternoon early in the fourth quarter to give Seattle a 24-7 lead. He found wide receiver Paul Johns for an 18-yard touchdown strike, which capped a 9-play, 61-yard drive.

The Seahawks' final points came late in the fourth quarter when Hughes scored on a 2-yard run.

Despite totaling 360 yards of offense, Denver could not keep up with Seattle. Three turnovers—interceptions by DeBerg and John Elway along with a fumble by Willhite—proved to be the difference. DeBerg ended the game with 131 yards on 14-of-19 passing, and Elway added 123 yards on 10-of-15 passing in his first career postseason game.

For the Seahawks, Krieg completed 12-of-13 passes for 200 yards with three touchdowns and no interceptions. He finished with a perfect 158.3 passer rating.

OFFICIALS:

Referee — Red Cashion (43); **Umpire** — John Keck (67); **Line Judge** — Dick McKenzie (41); **Side Judge** — Gil Mace (90); **Head Linesman** — Sid Semon (109); **Back Judge** — Don Wedge (28); **Field Judge** — Bob Wortman (84).

DENVER BRONCOS

OFFENSE

WR 84 C. Sampson
LT 70 D. Studdard
LG 54 K. Bishop
C 64 B. Bryan
RG 60 P. Howard
RT 76 K. Lanier
TE 85 R. Egloff
WR 81 S. Watson
QB 17 S. DeBerg
RB 23 S. Winder
FB 34 N. Poole

DEFENSE

LE 79 B. Chavous
NT 68 R. Carter
RE 75 R. Jones
LOLB 50 J. Ryan
RT 72 D. Latimer
RILB 53 R. Gradishar
ROLB 57 T. Jackson
LCB 20 L. Wright
RCB 31 M. Harden
SS 49 D. Smith
FS 43 S. Foley

BRONCOS SUBSTITUTIONS: K 3 R. Karlis, QB 7 J. Elway, P 11 L. Prestridge, CB 21 M. Dupree, DB 28 R. Jackson, S 29 W. Myers, DB 37 S. Trimble, RB 39 J. Myles, CB 45 S. Wilson, HB 46 D. Preston, RB 47 G. Willhite, LB 52 K. Woodward, LB 55 R. Dennison, LB 58 S. Busick, LB 59 D. Comeaux, G 62 T. Glasic, G 63 M. Cooper, DE 65 W. Bowyer, DE 66 B. Manor, T 67 K. Uecker, T 74 J. Baker, LB 77 K. Mecklenburg, DE 78 R. Stachowski, WR 82 Z. Thomas, TE 83 J. Sawyer, TE 88 R. Odoms. **DID NOT PLAY:** QB 8 G. Kubiak.

SEATTLE SEAHAWKS

OFFENSE

TE 88 P. Metzelaars
LT 64 R. Essink
LG 65 E. Bailey
C 59 B. Bush
RG 61 R. Pratt
RT 76 S. August
TE 87 C. Young
WR 80 S. Largent
QB 17 D. Krieg
RB 28 C. Warner
FB 32 C. Bryant

DEFENSE

LE 79 J. Green
NT 72 J. Nash
RE 77 J. Bryant
LOLB 58 B. Scholtz
LILB 52 J. Norman
RILB 53 K. Butler
ROLB 56 G. Gaines
LCB 26 K. Justin
RCB 22 D. Brown
SS 45 K. Easley
FS 44 J. Harris

SEAHAWKS SUBSTITUTIONS: P 8 J. West, K 9 N. Johnson, QB 10 J. Zorn, S 21 P. Moyer, CB 27 G. Johnson, WR 29 H. Jackson, RB 31 Z. Dixon, FB 33 D. Doornink, S 35 D. Dufek, RB 37 E. Lane, CB 42 K. Simpson, FB 46 D. Hughes, LB 51 S. Merriman, LB 57 S. Robinson, LB 63 M. Hicks, G 66 B. Dugan, DE 70 D. Irvin, DT 74 M. Tuiaosopopo, WR 83 C. Castor, DE 84 S. Clancy, WR 85 P. Johns, TE 86 M. Tice, WR 89 B. Walker. **DID NOT PLAY:** WR 55 M. Jackson, C 62 K. Kauahi, G 67 R. McKenzie, T 69 M. Hernandez.

		1	2	3	4	OT	TOTAL	FIELD GOALS (made () & missed)	
VISITOR	Denver Broncos	7	0	0	0	—	7		
HOME	Seattle Seahawks	7	3	7	14	—	31	N. Johnson (37)	
Team	Qtr	Clock Time	PLAY DESCRIPTION (Extra Point) (Drive Info)					SCORE Visitor Home	
SEAHAWKS	1	4:42	S. Largent 17 yd. pass from D. Krieg (N. Johnson, kick) (8-62, 4:33)					0	7
BRONCOS	1	11:22	J. Myles 13 yd. pass from S. DeBerg (R. Karlis, kick) (9-76, 4:08)					7	7
SEAHAWKS	2	5:35	N. Johnson 37 yd. Field Goal (9-32, 4:33)					7	10
SEAHAWKS	3	7:02	P. Metzelaars 5 yd. pass from D. Krieg (N. Johnson, kick) (5-73, 3:19)					7	17
SEAHAWKS	4	0:04	P. Johns 18 yd. pass from D. Krieg (N. Johnson, kick) (9-61, 4:17)					7	24
SEAHAWKS	4	5:26	D. Hughes 2 yd. run (N. Johnson, kick) (9-64, 4:43)					7	31

Final Individual Statistics																			
Denver Broncos										Seattle Seahawks									
Rushing		Att	Yds	Avg	LG	TD	Rushing		Att	Yds	Avg	LG	TD						
S. Winder	16	59	3.7	35	0	C. Warner	23	99	4.3	15	0								
N. Poole	7	25	3.6	7	0	D. Hughes	3	16	5.3	9	1								
J. Elway	3	16	5.3	11	0	C. Bryant	5	15	3.0	4	0								
G. Willhite	5	16	3.2	6	0	D. Krieg	3	9	3.0	6	0								
C. Sampson	1	8	8.0	8	0	Z. Dixon	3	4	1.3	5	0								
S. Watson	1	1	1.0	1	0	J. Zorn	1	2	2.0	2	0								
TOTAL	33	125	3.8	35	0	TOTAL	38	145	3.8	15	1								
Passing		Att	Cmp	Yds	Tkd/Yd	TD	LG	In	Rtg.	Passing		Att	Cmp	Yds	Tkd/Yd	TD	LG	In	Rtg.
S. DeBerg	19	14	131	2/19	1	22	1	87.8	D. Krieg	13	12	200	2/21	3	41	0	158.3		
J. Elway	15	10	123	0/0	0	31	1	64.0											
TOTAL	34	24	254	2/19	1	31	2	77.3	TOTAL	13	12	200	2/21	3	41	0	158.3		
Pass Receiving		No	Yds	Avg	LG	TD	Pass Receiving		No	Yds	Avg	LG	TD						
J. Myles	7	73	10.4	18	1	S. Largent	4	76	19.0	34	1								
S. Watson	4	51	12.8	22	0	C. Warner	3	22	7.3	9	0								
N. Poole	4	17	4.3	8	0	P. Johns	2	59	29.5	41	1								
C. Sampson	3	52	17.3	31	0	C. Young	2	38	19.0	28	0								
S. Winder	2	13	6.5	11	0	P. Metzelaars	1	5	5.0	5	1								
Z. Thomas	1	19	19.0	19	0														
R. Egloff	1	16	16.0	16	0														
S. Wilson	1	12	12.0	12	0														
G. Willhite	1	1	1.0	1	0														
TOTAL	24	254	10.6	31	1	TOTAL	12	200	16.7	41	3								
Interceptions		No	Yds	Avg	LG	TD	Interceptions		No	Yds	Avg	LG	TD						
							K. Justin	1	45	45.0	45	0							
							G. Johnson	1	0	0.0	0	0							
TOTAL	0	0	0.0	—	0	TOTAL	2	45	22.5	45	0								
Punting		No	Yds	Avg	Net	TB	In20	LG	Punting		No	Yds	Avg	Net	TB	In20	LG		
L. Prestidge	4	191	47.8	33.3	0	0	49	J. West	3	125	41.7	38.3	0	0	47				
TOTAL	4	191	47.8	33.3	0	0	49	TOTAL	3	125	41.7	38.3	0	0	47				
Punt Returns		No	Yds	Avg	FC	LG	TD	Punt Returns		No	Yds	Avg	FC	LG	TD				
Z. Thomas	3	10	3.3	0	6	0	P. Johns	4	58	14.5	0	19	0						
RETURNS	3	10	3.3	0	6	0	RETURNS	4	58	14.5	0	19	0						
Kickoff Returns		No	Yds	Avg	FC	LG	TD	Kickoff Returns		No	Yds	Avg	FC	LG	TD				
Z. Thomas	4	81	20.3	0	22	0	Z. Dixon	2	43	21.5	0	31	0						
S. Wilson	2	37	18.5	0	20	0													
RETURNS	6	118	19.7	0	22	0	RETURNS	2	43	21.5	0	31	0						
Denver Broncos		Own		Opp.		Out		Seattle Seahawks		Own		Opp.		Out					
FUMBLES	Fum	Lost	Rec.	Yds	TD	FF	Rec.	Yds	TD	Bnds	FUMBLES	Fum	Lost	Rec.	Yds	TD	Bnds		
G. Willhite	1	1	0	0	0	0	0	0	0	0	C. Warner	1	0	0	0	0	0		
											P. Metzelaars	0	1	0	0	0	0		
											P. Moyer	0	0	0	0	1	0		
TOTAL	1	1	0	0	0	0	0	0	0	TOTAL	1	0	1	0	0	1	0		

FINAL TEAM STATISTICS						
	BRONCOS		SEAHAWKS			
	BRONCOS	SEAHAWKS		BRONCOS	SEAHAWKS	
TOTAL FIRST DOWNS	21	17	PUNTS Number and Average	4-48	3-42	
By Rushing	5	8	Had Blocked	0	0	
By Passing	14	9	FGs – PATs Had Blocked	0-0	0-0	
By Penalty	2	0	TOTAL RETURN YARDAGE (Not Including Kickoffs)	9-128	8-146	
THIRD DOWN EFFICIENCY	9-17-53%	5-10-50%	No. and Yards Punt Returns	3-10	4-58	
FOURTH DOWN EFFICIENCY	1-2-50%	1-1-100%	No. and Yards Kickoff Returns	6-118	2-43	
TOTAL NET YARDS	360	324	No. and Yards Interception Returns	0-0	2-45	
Total Offensive Plays (inc. times thrown passing)	69	53	PENALTIES Number and Yards	5-35	3-34	
Average gain per offensive play	5.2	6.1	FUMBLES Number and Lost	1-1	1-0	
NET YARDS RUSHING	125	145	TOUCHDOWNS	1	4	
Total Rushing Plays	33	38	Rushing	0	1	
Average gain per rushing play	3.8	3.8	Passing	1	3	
NET YARDS PASSING	235	179	Returns	0	0	
Times thrown – yards lost attempting to pass	2-19	2-21	EXTRA POINTS Made-Attempts	1-1	1-1	
Gross yards passing	254	200	FIELD GOALS Made-Attempts	0-0	1-1	
PASS ATTEMPTS-COMPLETIONS-HAD INTERCEPTED	34-24-2	13-12-0	SAFETIES	0	0	
Average gain per pass play (inc. # thrown passing)	6.5	11.9	FINAL SCORE	7	31	
			TIME OF POSSESSION	30:57	29:03	

Broncos Defensive Statistics																	
(based on unofficial press box statistics)																	
Player	UT	A	TT	S-YDS	I-YDS	PD	FF	FR	Player	UT	A	TT	S-YDS	I-YDS	PD	FF	FR
J. Ryan	6	1	7	0-0	0-0	0	0	0	S. Foley	2	3	5	0-0	0-0	0	0	0
S. Bustik	5	1	6	0-0	0-0	0	0	0	R. Jones	2	3	5	0-0	0-0	0	0	0
T. Jackson	5	1	6	0-0	0-0	0	0	0	D. Smith	2	4	4	0-0	0-0	0	0	0
R. Gradishar	4	2	6	0-0	0-0	0	0	0	L. Wright	2	2	2	0-0	0-0	0	0	0
M. Harden	4	2	6	0-0	0-0	0	0	0	K. Woodard	2	0	2	1-11	0-0	0	0	0
B. Chavous	2	4	6	0-0	0-0	0	0	0	B. Manor	1	0	1	1-10	0-0	0	0	0
R. Carter	4	1	5	0-0	0-0	0	0	0	W. Myers	1	0	1	0-0	0-0	0	0	0
D. Latimer	4	1	5	0-0	0-0	0	0	0	TEAM TOTALS	48	19	67	2-21	0-0	0	0	0



Houston 13, Denver 7

Sunday, Dec. 23, 1979 • 3 p.m. CST • Astrodome • Houston

WEATHER: Indoors • ATTENDANCE: 48,776 • TIME: 2:59

1979 AFC Wild Card Playoff Game

Toni Fritsch kicked two field goals that provided the margin of victory as the Houston Oilers played strong second-half defense to defeat the Denver Broncos 13-7 in an AFC Wild Card Playoff Game at the Astrodome in front of 48,776 fans.

Fritsch opened the scoring with a 31-yard first-quarter field goal, which capped an 11-play, 64-yard drive.

Denver came back to take a 7-3 lead later in the opening period on a 7-yard pass from Craig Morton to running back Dave Preston. The scoring drive covered 80 yards on 11 plays.

Houston went ahead to stay on a 3-yard run by Earl Campbell at 14:14 of the second quarter. The scoring drive totaled 74 yards on nine plays, but Campbell was injured on the touchdown run and did not return to action in the second half. Houston took the 10-7 lead into halftime.

After a scoreless third quarter, Denver linebacker Bob Swenson intercepted a Gifford Nielsen pass at the Oilers' 26-yard line midway through the fourth period. However, two sacks of Morton led to a 50-yard field goal attempt by Fred Steinfort that hit the upright.

On the ensuing possession, the Oilers drove for a second field goal by Fritsch, this one from 20 yards that provided the final victory margin for Houston.

Denver drove to the Houston 27-yard line at the 2-minute mark, but the Oilers' defense again rose to the occasion to stifle the threat and secure the win.

Oilers quarterback Dan Pastorini and wide receiver Ken Burrough left the contest due to injuries early in the second half, putting a severe crimp in the Houston attack. But the Broncos were able to move the ball for only 216 yards, and the tenacious Houston defense sacked Morton six times for 40 yards on the afternoon.

Morton finished the game with 144 yards on 14-of-27 passing with one touchdown and one interception. On the ground, Houston's defense held the Broncos to just 51 yards by Otis Armstrong and 29 by Larry Canada. Denver also was limited to 4-of-13 (30.8%) success on third down and was forced to punt six times in the contest.

For Houston, Pastorini threw for 149 yards on 8-of-18 passing with one interception. Campbell rushed for 50 yards on 16 carries and Carpenter added 59 yards on 16 carries.

OFFICIALS:

Referee — Gene Barth (14); **Umpire** — Bob Boylston (101); **Line Judge** — Bill Reynolds (53); **Side Judge** — Royal Cathcart (16); **Head Linesman** — Gil Mace (90); **Back Judge** — Jim Kearney (107); **Field Judge** — Bob Lewis (18).

DENVER BRONCOS

OFFENSE

WR 80 R. Upchurch
LT 70 D. Studdard
LG 62 T. Glassic
C 64 B. Bryan
RG 60 P. Howard
RT 71 C. Minor
TE 88 R. Odoms
WR 25 H. Moses
QB 7 C. Morton
RB 24 O. Armstrong
RB 32 J. Keyworth

DEFENSE

LE 79 B. Chavous
NT 68 R. Carter
RE 66 B. Manor
LOLB 51 B. Swenson
LILB 59 J. Rizzo
RILB 53 R. Gradishar
ROLB 57 T. Jackson
LCB 20 L. Wright
RCB 43 S. Foley
SS 36 B. Thompson
WS 29 B. Jackson

BRONCOS SUBSTITUTIONS: P 11 L. Prestridge, QB 14 N. Weese, K 15 J. Turner, K 19 F. Steinfort, CB 23 C. Pane, RB 30 J. Jensen, RB 35 L. Canada, SS 40 C. West, RB 46. D. Preston, LB 50 J. Ryan, C 55 K. Brown, LB 56 L. Evans, LB 58 R. Nairne, DE 63 J. Grant, G 65 G. Hyde, DT 72 D. Latimer, T 73 K. Clark, WR 81 S. Watson, WR 84 V. Kinney, TE 85 R. Eglolf, TE 88 R. Odoms. **DID NOT PLAY:** QB 12 C. Penrose, S 47 G. Atkinson, DE 78 B. Radford.

HOUSTON OILERS

OFFENSE

WR 00 K. Burrough
LT 74 L. Gray
LG 58 D. Carter
C 55 C. Mauck
RG 60 E. Fisher
RT 70 C. Hayman
TE 86 M. Barber
WR 88 R. Caster
QB 7 D. Pastorini
RB 45 T. Wilson
RB 34 E. Campbell

DEFENSE

DE 69 A. Dorris
MG 78 C. Culp
DE 65 E. Bethea
LB 59 T. Washington
LB 54 G. Bingham
LB 53 A. Stringer
LB 52 R. Brazile
CB 33 J.C. Wilson
CB 27 G. Sternrick
SS 32 V. Perry
WS 37 M. Reinfeldt

OILERS SUBSTITUTIONS: QB 12 G. Werkens, QB 14 G. Nielsen, K 16 T. Fritsch, P 18 C. Parsley, DB 20 B. Currier, DB 21 C. Jefferson, RB 26 R. Carpenter, DB 36 C. Hartwig, RB 42 B. Clark, RB 47 R. Coleman, LB 50 D. Hunt, LB 51 T. Thompson, LB 63 S. Baumgartner, DT 67 M. Stenerud, G 68 T. Randall, MG 71 K. Kennard, DE 75 J. Baker, T 76 M. Towns, WR 81 J. Groth, WR 82 M. Renfro, WR 85 R. Ellander, TE 87 C. Rucker. **DID NOT PLAY:** G 64 G. Reihner.

		1	2	3	4	OT	TOTAL	FIELD GOALS (made () & missed)	
VISITOR	Denver Broncos	7	0	0	0	—	7	F. Steinfort	50HU
HOME	Houston Oilers	3	7	0	3	—	13	T. Fritsch	(31) (20)

Team	Qtr	Clock Time	PLAY DESCRIPTION (Extra Point) (Drive Info)	SCORE Visitor Home
OILERS	1	4:58	T. Fritsch 31 yd. Field Goal (11-64, 4:59)	0 3
BRONCOS	1	11:33	D. Preston 7 yd. pass from C. Morton (J. Turner, kick) (11-80, 6:35)	7 3
OILERS	2	14:14	E. Campbell 3 yd. run (T. Fritsch, kick) (9-74, 1:47)	7 10
OILERS	4	10:42	T. Fritsch 20 yd. Field Goal (6-17, 3:35)	7 13

Final Individual Statistics																			
Denver Broncos										Houston Oilers									
Rushing		Att	Yds	Avg	LG	TD	Rushing			Att	Yds	Avg	LG	TD					
O. Armstrong		12	51	4.3	15	0	R. Carpenter			16	59	3.7	9	0					
L. Canada		4	29	7.2	13	0	E. Campbell			16	50	3.1	9	1					
D. Preston		9	24	2.7	7	0	T. Wilson			8	21	2.6	5	0					
J. Jensen		4	5	1.2	3	0	R. Coleman			2	5	2.5	4						
R. Upchurch		1	3	3.0	3	0													
C. Morton		2	0	0.0	0	0													
TOTAL		32	112	3.5	15	0	TOTAL			42	135	3.2	9	1					
Passing		Att	Cmp	Yds	TD	LG	In	Rtg.	Passing		Att	Cmp	Yds	TD	LG	In	Rtg.		
C. Morton		27	14	144	6/40	1	25	1	64.4	D. Pastorini		18	8	149	1/11	0	41	1	50.0
										G. Nielsen		4	2	9	0/0	0	6	1	16.7
TOTAL		27	14	144	6/40	1	25	1	64.4	TOTAL		22	10	158	1/11	0	41	2	32.0
Pass Receiving		No	Yds	Avg	LG	TD	Pass Receiving		No	Yds	Avg	LG	TD						
D. Preston		4	40	10.0	12	1	T. Wilson		4	53	13.3	20	0						
H. Moses		3	47	15.7	25	0	R. Carpenter		3	26	8.7	13	0						
O. Armstrong		2	22	11.0	13	0	R. Coleman		1	41	41.0	41	0						
R. Odoms		2	3	1.5	3	0	M. Barber		1	31	31.0	31	0						
R. Egloff		1	17	17.0	17	0	E. Campbell		1	7	7.0	7	0						
J. Jensen		1	11	11.0	11	0													
L. Canada		1	4	4.0	4	0													
TOTAL		14	144	10.3	25	1	TOTAL		10	158	15.8	41	0						
Interceptions		No	Yds	Avg	LG	TD	Interceptions		No	Yds	Avg	LG	TD						
B. Thompson		1	12	12.0	12	0	G. Bingham		1	15	15.0	15	0						
B. Swenson		1	0	0.0	0	0													
TOTAL		2	12	6.0	12	0	TOTAL		1	15	15.0	15	0						
Punting		No	Yds	Avg	Net	TB	In20	LG	Punting		No	Yds	Avg	Net	TB	In20	LG		
L. Prestridge		6	266	44.4	37.3	0	3	52	C. Parsley		5	216	43.2	38.2	0	3	49		
TOTAL		6	266	44.4	37.3	0	3	52	TOTAL		5	216	43.2	38.2	0	3	49		
Punt Returns		No	Yds	Avg	FC	LG	TD	Punt Returns		No	Yds	Avg	FC	LG	TD				
R. Upchurch		2	25	12.5	0	17	0	R. Ellender		5	42	8.4	1	17	0				
RETURNS		2	25	12.5	0	17	0	RETURNS		5	42	8.4	1	17	0				
Kickoff Returns		No	Yds	Avg	FC	LG	TD	Kickoff Returns		No	Yds	Avg	FC	LG	TD				
D. Preston		3	56	18.7	0	22	0	C. Hartwig		1	26	26.0	0	26	0				
R. Upchurch		1	27	27.0	0	27	0												
RETURNS		4	83	20.8	0	27	0	RETURNS		1	26	26.0	0	26	0				
Denver Broncos										Houston Oilers									
Fumbles		Fum	Lost	Rec.	Yds	TD	Opp. Rec.		Yds	TD	Bnds	Fumbles		Fum	Lost	Rec.	Yds	TD	Bnds
C. Morton		1	0	1	0	0	0		0	0	0	TOTAL		0	0	0	0	0	0
TOTAL		1	0	1	0	0	0		0	0	0	TOTAL		0	0	0	0	0	0

FINAL TEAM STATISTICS									
	BRONCOS		OILERS			BRONCOS		OILERS	
TOTAL FIRST DOWNS	17	15	PUNTS Number and Average			5-45	5-43		
By Rushing	7	8	Had Blocked			0	0		
By Passing	9	6	FGs – PATs Had Blocked			0-0	0-0		
By Penalty	1	1	TOTAL RETURN YARDAGE (Not Including Kickoffs)			37	57		
THIRD DOWN EFFICIENCY	4-13-31%	7-17-40%	No. and Yards Punt Returns			2-25	5-42		
FOURTH DOWN EFFICIENCY	0-1-0%	0-1-0%	No. and Yards Kickoff Returns			4-83	1-26		
TOTAL NET YARDS	216	282	No. and Yards Interception Returns			2-12	1-15		
Total Offensive Plays (inc. times thrown passing)	65	65	PENALTIES Number and Yards			7-70	2-19		
Average gain per offensive play	3.3	4.3	FUMBLES Number and Lost			1-0	0-0		
NET YARDS RUSHING	112	135	TOUCHDOWNS			1	1		
Total Rushing Plays	32	42	Rushing			0	1		
Average gain per rushing play	3.5	3.2	Passing			1	0		
NET YARDS PASSING	104	147	Returns			1	0		
Times thrown – yards lost attempting to pass	6-40	1-11	EXTRA POINTS Made-Attempts			1-1	1-1		
Gross yards passing	144	158	FIELD GOALS Made-Attempts			0-1	2-2		
PASS ATTEMPTS-COMPLETIONS-HAD INTERCEPTED	27-14-1	22-10-2	SAFETIES			0	0		
Average gain per pass play (inc. # thrown passing)	3.1	6.4	FINAL SCORE			7	13		
			TIME OF POSSESSION			27:38	32:22		

Broncos Defensive Statistics																	
(based on unofficial press box statistics)																	
Player	UT	A	TT	S-YDS	I-YDS	PD	FF	FR	Player	UT	A	TT	S-YDS	I-YDS	PD	FF	FR
R. Gradišhar	12	1	13	0-0	0-0	2	0	0	B. Manor	2	0	2	0-0	0-0	0	0	0
R. Carter	6	4	10	0-0	0-0	0	0	0	J. Rizzo	2	0	2	0-0	0-0	0	0	0
T. Jackson	4	2	6	0-0	0-0	0	0	0	J. Ryan	2	0	2	0-0	0-0	0	0	0
B. Jackson	4	1	5	0-0	0-0	0	0	0	L. Canada	1	0	1	0-0	0-0	0	0	0
B. Chavous	4	0	4	1-11	0-0	0	0	0	L. Evans	1	0	1	0-0	0-0	0	0	0
B. Swenson	4	0	4	0-0	1-0	1	0	0	J. Grant	1	0	1	0-0	0-0	0	0	0
D. Latimer	3	0	3	0-0	0-0	0	0	0	B. Thompson	1	0	1	0-0	1-12	0	0	0
L. Wright	3	0	3	0-0	0-0	2	0	0	C. West	1	0	1	0-0	0-0	0	0	0
S. Foley	2	0	2	0-0	0-0	2	0	0	TEAM TOTALS	53	8	61	1-11	2-12	7	0	0



Pittsburgh 33, Denver 10

Saturday, Dec. 30, 1978 • 2 p.m. MST • Three Rivers Stadium • Pittsburgh

WEATHER: Light Rain, 33°, Wind S 5 mph • ATTENDANCE: 48,921 • TIME: 3:02

1978 AFC Divisional Playoff Game

Two fourth-quarter touchdown passes by Pittsburgh quarterback Terry Bradshaw lifted the Steelers to a 33-10 victory against the Denver Broncos in an AFC Divisional Playoff Game in front of 48,921 fans at Three Rivers Stadium.

Bradshaw threw a 45-yard scoring pass to John Stallworth and a 38-yard touchdown to Lynn Swann in the final period, capping a brilliant performance by the Pittsburgh passer.

The Broncos took a 3-0 lead midway through the first quarter on a 37-yard Jim Turner field goal. The Steelers controlled the game following the score, however, posting 16 unanswered points to build a comfortable lead.

Pittsburgh running back Franco Harris scored his first touchdown of the game on a 1-yard plunge that capped an 8-play, 66-yard drive. After the missed extra point attempt, the Steelers held a 6-3 lead at the 12:27 mark of the first quarter.

The Steelers increased their lead on Harris' second touchdown of the game early in the second quarter. He scored on an 18-yard run that gave Pittsburgh a 13-3 advantage before Roy Gerela's 24-yarder upped its margin to 16-3 later in the quarter.

Denver moved to within six points, 16-10, on a 3-yard Dave Preston touchdown run with two minutes left in the first half. But with just seven seconds remaining in the second quarter, Gerela kicked another field goal, a 27-yarder, that sent the Broncos into the locker room trailing 19-10.

Denver threatened to pull closer in the third quarter, but Turner's 29-yard field goal attempt was blocked.

Early in the fourth quarter, Bradshaw found Stallworth for a 45-yard touchdown pass to cap a 4-play, 71-yard drive. A short time later, Swann hauled in a 38-yard touchdown pass from Bradshaw that put the Steelers ahead 33-10.

Pittsburgh recorded 425 yards of total offense with Bradshaw accounting for 272 through the air. He completed 16-of-29 (55.2%) passes to go along with the two touchdowns. Stallworth led all players with 156 yards on 10 receptions, and Swann finished with 52 yards on two catches.

The eventual World Champion Steelers limited the Broncos' offense to just 218 yards. Broncos quarterback Norris Weese finished the game with 118 yards on 8-of-16 passing and was sacked five times. He also was Denver's leading rusher, accounting for 43 yards on four carries.

OFFICIALS:

Referee — Gene Barth (14); **Umpire** — Gordon Wells (89); **Line Judge** — Bob Beeks (59); **Side Judge** — Royal Cathcart (16); **Head Linesman** — Ed Marion (26); **Back Judge** — John Fouch (45); **Field Judge** — Dick Dolack (31).

DENVER BRONCOS

OFFENSE

WR 82 J. Dolbin
LT 71 C. Minor
LG 62 T. Glassic
C 64 B. Bryan
RG 60 P. Howard
RT 76 T. Neville
TE 88 R. Odoms
WR 25 H. Moses
QB 7 C. Morton
RB 41 R. Lytle
RB 32 J. Keyworth

DEFENSE

LE 79 B. Chavous
NT 68 R. Carter
RE 77 L. Alzado
LOLB 51 B. Swenson
LILB 59 J. Rizzo
RILB 53 R. Gradishar
ROLB 57 T. Jackson
LC 20 L. Wright
RC 43 S. Foley
SS 36 B. Thompson
WS 29 B. Jackson

BRONCOS SUBSTITUTIONS: P 10 B. Dilts, QB 14 N. Weese, K 15 J. Turner, DB 23 C. Pane, DB 27 M. Harvey, RB 33 L. Perrin, RB 35 L. Canada, DB 40 C. West, RB 46 D. Preston, C 50 B. Maples, LB 55 G. Turk, LB 56 L. Evans, LB 58 R. Nairne, DE 63 J. Grant, G 65 G. Hyde, WR 80 R. Upchurch, WR 84 V. Kinney, TE 87 B. Moore. **DID NOT PLAY:** QB 12 C. Penrose, RB 24 O. Armstrong, DE 66 B. Manor, G 67 S. Schindler.

PITTSBURGH STEELERS

OFFENSE

WR 82 J. Stallworth
LT 55 J. Kolb
LG 57 S. Davis
C 52 M. Webster
RG 74 R. Pinney
RT 79 L. Brown
TE 84 R. Grossman
WR 88 L. Swann
QB 12 T. Bradshaw
RB 20 R. Bleier
RB 32 F. Harris

DEFENSE

LE 68 L. Greenwood
LT 75 J. Greene
RT 64 S. Furness
RE 76 J. Banaszak
LLB 59 J. Ham
MLB 58 J. Lambert
RLB 56 R. Cole
LCB 29 R. Johnson
RCB 47 M. Blount
SS 31 D. Shell
FS 23 M. Wagner

STEELERS SUBSTITUTIONS: P 5 C. Colquitt, K 10 R. Gerela, QB 15 M. Kruczek, DB 21 T. Dungy, DB 25 R. Oldham, DB 30 L. Anderson, RB 35 J. Deloplaire, RB 38 S. Thornton, RB 39 R. Moser, LB 51 L. Toews, LB 53 D. Winston, DE 65 T. Beasley, T 66 T. Petersen, DT 67 G. Dunn, DE 69 F. Anderson, G 72 G. Mullins, G 77 S. Courson, DE 78 D. White, WR 83 T. Bell, WR 86 J. Smith, TE 87 J. Mandich. **DID NOT PLAY:** QB 18 C. Stoudt, TE 89 B. Cunningham.

		1	2	3	4	OT	TOTAL
VISITOR	Denver Broncos	3	7	0	0	—	10
HOME	Pittsburgh Steelers	6	13	0	14	—	33

FIELD GOALS (made () & missed)	
J. Turner	(37) 29B
R. Gerela	(24) (27)

Team	Qtr	Clock Time	PLAY DESCRIPTION (Extra Point) (Drive Info)	SCORE	
				Visitor	Home
BRONCOS	1	9:10	J. Turner 37 yd. Field Goal (5-6, 3:41)	3	0
STEELERS	1	12:27	F. Harris 1 yd. run (kick failed) (8-66, 3:17)	3	6
STEELERS	2	1:36	F. Harris 18 yd. run (R. Gerela, kick) (4-43, 2:05)	3	13
STEELERS	2	8:54	R. Gerela 24 yd. Field Goal (8-38, 3:20)	3	16
BRONCOS	2	13:04	D. Preston 3 yd. run (J. Turner, kick) (4-49, 2:00)	10	16
STEELERS	2	14:53	R. Gerela 27 yd. Field Goal (7-45, 1:49)	10	19
STEELERS	4	3:29	J. Stallworth 45 yd. pass from T. Bradshaw (R. Gerela, kick) (4-71, 2:14)	10	26
STEELERS	4	4:03	L. Swann 38 yd. pass from T. Bradshaw (R. Gerela, kick) (2-29, 0:21)	10	33

Final Individual Statistics																				
Denver Broncos											Pittsburgh Steelers									
Rushing		Att	Yds	Avg	LG	TD	Rushing					Att		Yds	Avg	LG	TD			
N. Weese		4	43	10.7	12	0	F. Harris					24	105	4.4	18	2				
D. Preston		4	14	3.5	10	1	R. Bleier					8	26	3.2	8	0				
J. Keyworth		6	12	2.0	5	0	R. Moser					2	6	3.0	3	0				
R. Lytle		5	6	1.2	4	0	T. Bradshaw					2	4	2.0	4	0				
L. Perrin		6	6	1.0	8	0	S. Thornton					2	4	2.0	3	0				
O. Armstrong		1	3	3.0	3	0	J. Deloplaine					1	4	4.0	4	0				
L. Canada		1	3	3.0	3	0	J. Smith					1	4	4.0	4	0				
TOTAL		27	87	3.2	12	1	TOTAL					40	153	3.8	18	2				
Passing		Att	Cmp	Yds	TKO/YD	TD	LG	IN	Rtg.	Passing		Att	Cmp	Yds	TKO/YD	TD	LG	IN	Rtg.	
N. Weese		16	8	118	5/30	0	28	0	74.5	T. Bradshaw		29	16	272	0/0	2	45	1	95.8	
C. Morton		5	3	34	1/7	0	19	0	80.4											
B. Dilts		1	1	16	0/0	0	16	0	118.8											
TOTAL		22	12	168	6/37	0	28	0	79.4	TOTAL		29	16	272	0/0	2	45	1	95.8	
Pass Receiving		NO		YDS	Avg	LG	TD	Pass Receiving		NO		YDS	Avg	LG	TD					
J. Dolbin		4		77	19.3	28	0	J. Stallworth		10		156	15.6	45	1					
H. Moses		2		33	16.5	19	0	R. Grossman		4		64	16.0	22	0					
D. Preston		2		19	9.5	16	0	L. Swann		2		52	26.0	38	1					
L. Perrin		2		16	8.0	11	0													
R. Odoms		1		24	24.0	24	0													
R. Lytle		1		-1	-1.0	-1	0													
TOTAL		12		168	14.0	28	0	TOTAL		16		272	17.0	45	2					
Interceptions		NO		YDS	Avg	LG	TD	Interceptions		NO		YDS	Avg	LG	TD					
B. Swenson		1		4	4.0	4	0													
B. Thompson		0		6	6.0	6	0													
TOTAL		1		10	10.0	6	0	TOTAL		0		0	0.0	—	0					
Punting		NO		YDS	Avg	NET	TB	IN20	LG	Punting		NO		YDS	Avg	NET	TB	IN20	LG	
B. Dilts		6		204	34.0	29.3	0	1	43	C. Colquitt		2		72	36.0	21.0	0	1	38	
TOTAL		6		204	34.0	29.3	0	1	43	TOTAL		2		72	36.0	21.0	0	1	38	
Punt Returns		NO		YDS	Avg	FC	LG	TD	Punt Returns		NO		YDS	Avg	FC	LG	TD			
R. Upchurch		2		30	15.0	0	22	0	T. Bell		3		7	2.3	1	4	0			
									J. Deloplaine		1		21	21.0	0	21	0			
									J. Smith		0		0	0.0	1	0	0			
RETURNS		2		30	15.0	0	22	0	RETURNS		4		28	7.0	2	21	0			
Kickoff Returns		NO		YDS	Avg	FC	LG	TD	Kickoff Returns		NO		YDS	Avg	FC	LG	TD			
R. Upchurch		3		47	15.7	0	24	0	L. Anderson		2		57	28.5	0	30	0			
L. Perrin		1		18	18.0	0	18	0	S. Thornton		1		8	8.0	0	8	0			
J. Keyworth		1		5	5.0	0	5	0												
C. Pane		1		0	0.0	0	0	0												
RETURNS		6		70	11.7	0	24	0	RETURNS											

FINAL TEAM STATISTICS					
	BRONCOS		STEELERS		
TOTAL FIRST DOWNS	15	24	PUNTS Number and Average	6-34	2-36
By Rushing	5	9	FG Blocked	0	0
By Passing	8	11	HGS – PATS Had Blocked	1-0	0-0
By Penalty	2	4	TOTAL RETURN YARDAGE (Not Including Kickoffs)	110	93
THIRD DOWN EFFICIENCY	3-14-21%	6-14-43%	No. and Yards Punt Returns	2-30	4-28
FOURTH DOWN EFFICIENCY	1-2-50%	3-4-75%	No. and Yards Kickoff Returns	6-70	3-65
TOTAL NET YARDS	218	425	No. and Yards Interception Returns	1-10	0-0
Total Offensive Plays (inc. times thrown passing)	55	69	PENALTIES Number and Yards	8-104	11-88
Average gain per offensive play	3.9	6.1	FUMBLES Number and Loss	2-2	4-1
NET YARDS RUSHING	87	153	TOUCHDOWNS	1	4
Total Rushing Plays	27	40	Rushing	1	2
Average gain per rushing play	3.2	3.8	Passing	0	2
NET YARDS PASSING	131	272	EXTRA POINTS Made-Attempts	1-1	3-4
Times thrown – yards lost attempting to pass	6-37	0-0	FIELD GOALS Made-Attempts	1-2	2-2
Gross yards passing	168	272	FINAL SCORE	10	33
PASS ATTEMPTS-COMPLETIONS-HAD INTERCEPTED	22-12-0	29-16-1	TIME OF POSSESSION	29:39	30:21
Average gain per pass play (inc. # thrown passing)	4.8	9.4			

BRONCOS DEFENSIVE STATISTICS																	
(based on unofficial press box statistics)																	
PLAYER	UT	A	TT	S-YDS	I-YDS	PD	FF	FR	PLAYER	UT	A	TT	S-YDS	I-YDS	PD	FF	FR
R. Gradishar	8	5	13	0-0	0-0	1	0	0	J. Grant	3	1	4	0-0	0-0	0	0	0
S. Foley	7	2	9	0-0	0-0	1	0	0	B. Manor	3	1	4	0-0	0-0	0	0	0
B. Swenson	6	3	9	0-0	1-4	1	0	0	B. Thompson	3	1	4	0-0	0-6	1	0	0
J. Rizzo	6	2	8	0-0	0-0	0	0	0	R. Carter	2	1	3	0-0	0-0	0	0	0
L. Wright	5	1	6	0-0	0-0	1	0	0	B. Jackson	2	1	3	0-0	0-0	1	1	0
L. Alzado	4	2	6	0-0	0-0	0	0	0	G. Turk	0	0	2	0-0	0-0	0	0	0
T. Jackson	4	2	6	0-0	0-0	1	0	1	C. West	1	0	1	0-0	0-0	0	0	0
B. Chavous	3	2	5	0-0	0-0	0	0	0	D. Latimer	1	0	1	0-0	0-0	0	0	0
L. Evans	3	1	4	0-0	0-0	0	0	0	TEAM TOTALS	63	25	88	0-0	1-10	6	1	0



Dallas 27, Denver 10

Sunday, Jan. 15, 1978 • 5:17 p.m. CST • Louisiana Superdome • New Orleans

WEATHER: Indoors • ATTENDANCE: 76,400 • TIME: 3:32

Super Bowl XII



The Dallas Cowboys evened their Super Bowl record at 2-2 by defeating the Denver Broncos 27-10

in Super Bowl XII before a sellout crowd of 76,400 fans at the Louisiana Superdome and 90 million television viewers, the largest audience ever to watch a sporting event at the time.

Dallas converted two interceptions by safety Randy Hughes and cornerback Aaron Kyle into 10 points in the first quarter. Efen Herrera added a 43-yard field goal in the second quarter to give the Cowboys a 13-0 halftime advantage.

The Denver offense struggled through the first two quarters. Playing in their first-ever Super Bowl, the Broncos ended the opening half with five giveaways (3 fumbles, 2 interceptions) on their final five possessions.

The Broncos came back momentarily to start the third quarter when Craig Morton engineered a drive to the Cowboys' 30-yard line, where Jim Turner booted a 47-yard field goal to make the score 13-3. After an exchange of punts, Dallas wide receiver Butch Johnson made a spectacular diving catch in the end zone to complete a 45-yard pass from Roger Staubach and put the Cowboys ahead 20-3 at 8:01 of the third quarter.

On the ensuing kickoff, the momentum swung back to the Broncos when Rick Upchurch returned the kick 67 yards to the Dallas 26. Norris Weese relieved Morton at quarterback on the second play of the series with Morton, who was intercepted only eight times during the regular season, having thrown a Super Bowl-record four interceptions in the contest. Weese provided a spark, guiding the Broncos to a touchdown (1-yard run by Rob Lytle) that cut the Dallas lead to 20-10 with 5:39 left in the third.

But Dallas clinched the victory when running back Robert Newhouse threw a 29-yard touchdown pass to Golden Richards on an option play at 7:56 of the fourth quarter.

The Cowboys' offense totaled 325 yards while their defense limited the Broncos to 156 yards for an average of 2.7 yards per play. Dallas also won the time-of-possession battle by posting a 38:34-to-21:26 advantage.

Staubach completed 17-of-25 (68.0%) passes for 183 yards with one touchdown for a 102.6 passer rating. Defensive end Harvey Martin and defensive tackle Randy White, who were named co-MVPs, led a Cowboys defense that posted eight takeaways (4 fumbles, 4 interceptions) for the game.

OFFICIALS:

Referee — Jim Tunney (32); **Umpire** — Joe Connell (57); **Line Judge** — Art Holst (33); **Head Linesman** — Tony Veteri (36); **Back Judge** — Ray Douglas (5); **Field Judge** — Bob Wortman (84).

DENVER BRONCOS

OFFENSE

WR 82 J. Dolbin
LT 74 A. Maurer
LG 62 T. Glassic
C 52 M. Montler
RG 60 P. Howard
RT 71 C. Minor
TE 88 R. Odoms
WR 25 H. Moses
QB 7 C. Morton
RB 24 O. Armstrong
RB 32 J. Keyworth

DEFENSE

LE 79 B. Chavous
NT 68 R. Carter
RE 77 L. Alzado
LOLB 51 B. Swenson
LILB 59 J. Rizzo
RILB 53 R. Gradishar
ROLB 57 T. Jackson
LCB 20 L. Wright
RCB 43 S. Foley
SS 36 B. Thompson
FS 29 B. Jackson

BRONCOS SUBSTITUTIONS: P 10 B. Diltz, QB 14 N. Weese, K 15 J. Turner, DB 21 R. Polt, RB 30 J. Jensen, RB 35 L. Perrin, DB 40 R. Rich, RB 41 R. Lytle, C 50 B. Maples, LB 55 G. Turk, LB 56 L. Evans, LB 58 R. Nairne, DE 63 J. Grant, G 65 G. Hyde, DE 66 B. Manor, DT 70 P. Smith, T 73 H. Allison, WR 80 R. Upchurch, TE 85 R. Egloff, WR 86 J. Schultz. **DID NOT PLAY:** QB 12 C. Penrose. **INACTIVE:** DB 26 L. Riley, G 67 S. Schindler.

DALLAS COWBOYS

OFFENSE

WR 86 B. Johnson
LT 73 R. Neely
LG 68 H. Scott
C 62 J. Fitzgerald
RG 64 T. Rafferty
RT 67 P. Donovan
TE 89 B. DuPree
WR 88 D. Pearson
QB 12 R. Staubach
RB 33 T. Dorsett
RB 44 R. Newhouse

DEFENSE

LE 72 E. Jones
LT 75 J. Pugh
RT 54 R. White
RE 79 H. Martin
LLB 56 T. Henderson
MLB 53 B. Breunig
RLB 50 D.D. Lewis
LCB 31 B. Barnes
RCB 25 A. Kyle
SS 41 C. Waters
FS 43 C. Harris

COWBOYS SUBSTITUTIONS: K 1 E. Herrera, QB/P 11 D. White, DB 20 M. Renfro, RB 21 D. Dennison, RB 26 P. Pearson, RB 35 S. Laidlaw, RB 36 L. Brinson, S 42 R. Hughes, CB 46 M. Washington, LB 57 B. Huther, LB 58 M. Hegman, LB 59 G. Brown, OL 61 J. Cooper, DL 63 L. Cole, DE 65 D. Stalls, G 66 B. Lawless, T 70 R. Wright, T 71 A. Frederick, DL 77 B. Gregory, WR 80 T. Hill, WR 83 G. Richards. **INACTIVE:** QB 18 G. Careno, TE 87 J. Saldi.

		1	2	3	4	OT	TOTAL	FIELD GOALS (made () & missed)		
VISITOR	Dallas Cowboys	10	3	7	7	—	27	E. Herrera	(35)	(43) 43WL 32WR 44WL
HOME	Denver Broncos	0	0	10	0	—	10	J. Turner	(47)	

Team	Qtr	Clock Time	PLAY DESCRIPTION (Extra Point) (Drive Info)	SCORE Visitor	Home
COWBOYS	1	10:31	T. Dorsett 3 yd. run (E. Herrera, kick) (5-25, 2:40)	7	0
COWBOYS	1	13:29	E. Herrera 35 yd. Field Goal (6-17, 1:56)	10	0
COWBOYS	2	3:44	E. Herrera 43 yd. Field Goal (8-32, 3:31)	13	0
BRONCOS	3	2:28	J. Turner 47 yd. Field Goal (9-35, 2:28)	13	3
COWBOYS	3	8:01	B. Johnson 45 yd. pass from R. Staubach (E. Herrera, kick) (6-58, 2:29)	20	3
BRONCOS	3	9:21	R. Lytle 1 yd. run (J. Turner, kick) (5-26, 1:20)	20	10
COWBOYS	4	7:56	G. Richards 29 yd. pass from R. Newhouse (E. Herrera, kick) (1-29, 0:07)	27	10

FINAL INDIVIDUAL STATISTICS

Dallas Cowboys										Denver Broncos															
RUSHING	ATT	YDS	AVG	LG	TD					RUSHING	ATT	YDS	AVG	LG	TD										
T. Dorsett	15	66	4.4	19	1					R. Lytle	10	35	3.5	16	1										
R. Newhouse	14	55	3.9	10	0					O. Armstrong	7	27	3.9	18	0										
D. White	1	13	13.0	13	0					N. Weese	3	26	8.7	10	0										
P. Pearson	3	11	3.7	5	0					J. Jensen	1	16	16.0	16	0										
R. Staubach	3	6	2.0	5	0					J. Keyworth	5	9	1.8	6	0										
S. Laidlaw	1	1	1.0	1	0					L. Perrin	3	8	2.7	4	0										
B. Johnson	1	-9	-9.0	-9	0																				
TOTAL	38	143	3.8	19	1					TOTAL	29	121	4.2	18	1										
PASSING	ATT	CMP	YDS	TKD/YD	TD	LG	IN	Rtg.					PASSING	ATT	CMP	YDS	TKD/YD	TD	LG	IN	Rtg.				
R. Staubach	25	17	183	5/35	1	45	0	102.6					C. Morton	15	4	39	2/20	0	21	4	0.0				
D. White	2	1	5	0/0	0	5	0	56.3					N. Weese	10	4	22	2/6	0	9	0	47.9				
R. Newhouse	1	1	29	0/0	1	29	0	158.3																	
TOTAL	28	19	217	5/35	2	45	0	114.7					TOTAL	25	8	61	4/26	0	21	4	1.7				
PASS RECEIVING	NO	YDS	AVG	LG	TD					PASS RECEIVING	NO	YDS	AVG	LG	TD										
P. Pearson	5	37	7.4	11	0					J. Dolbin	2	24	12.0	15	0										
B. DuPree	4	66	16.5	19	0					R. Odoms	2	9	4.5	10	0										
R. Newhouse	3	-1	-0.3	5	0					H. Moses	1	21	21.0	21	0										
B. Johnson	2	53	26.5	45	1					R. Upchurch	1	9	9.0	9	0										
G. Richards	2	38	19.0	29	1					J. Jensen	1	5	5.0	5	0										
T. Dorsett	2	11	5.5	15	0					L. Perrin	1	-7	-7.0	-7	0										
D. Pearson	1	13	13.0	13	0																				
TOTAL	19	217	11.4	45	2					TOTAL		8	61	7.6	21	0									
INTERCEPTIONS	NO	YDS	AVG	LG	TD					INTERCEPTIONS	NO	YDS	AVG	LG	TD										
M. Washington	1	27	27.0	27	0																				
A. Kyle	1	19	19.0	19	0																				
B. Barnes	1	0	0.0	0	0																				
R. Hughes	1	0	0.0	0	0																				
TOTAL	4	46	11.5	27	0					TOTAL		0	0	0.0	—	0									
PUNTING	NO	YDS	AVG	NET	TB	IN20	LG					PUNTING	NO	YDS	AVG	NET	TB	IN20	LG						
D. White	5	208	41.6	37.2	0	0	53					B. Dilts	4	153	38.2	33.3	1	1	46						
TOTAL	5	208	41.6	37.2	0	0	53					TOTAL	4	153	38.2	33.3	1	1	46						
PUNT RETURNS	NO	YDS	AVG	FC	LG	TD					PUNT RETURNS	NO	YDS	AVG	FC	LG	TD								
T. Hill	1	0	0.0	1	0	0					R. Upchurch	3	22	7.3	0	8	0								
											J. Schultz	1	0	0.0	0	0	0								
RETURNS	1	0	0.0	1	0	0					RETURNS	4	22	5.5	0	8	0								
KICKOFF RETURNS	NO	YDS	AVG	FC	LG	TD					KICKOFF RETURNS	NO	YDS	AVG	FC	LG	TD								
B. Johnson	2	29	14.5	0	15	0					R. Upchurch	3	94	31.3	0	67	0								
L. Brinson	1	22	22.0	0	22	0					J. Schultz	2	62	31.0	0	37	0								
											J. Jensen	1	17	17.0	0	17	0								
RETURNS	3	51	17.0	0	22	0					RETURNS	6	173	28.8	0	67	0								
Dallas Cowboys	Own	Fumbles	Lost	Rec.	Yds	TD	Opp. Rec.	Yds	TD	Out Bnds					Denver Broncos	Own	Fumbles	Lost	Rec.	Yds	TD	Opp. Rec.	Yds	TD	Out Bnds
B. Johnson	2	0	2	0	0	0	0	0	0	0					J. Schultz	1	1	0	0	0	0	0	0	0	0
T. Hill	1	0	1	0	0	0	0	0	0	0					J. Dolbin	1	1	0	0	0	0	0	0	0	0
R. Dorsett	1	1	0	0	0	0	0	0	0	0					R. Odoms	1	1	0	0	0	0	0	0	0	0
B. DuPree	1	1	0	0	0	0	0	0	0	0					N. Weese	1	1	0	0	0	0	0	0	0	0
R. Staubach	1	0	0	0	0	0	0	0	0	0					T. Jackson	0	0	0	0	0	0	1	0	0	0
J. Fitzgerald	0	0	1	0	0	0	0	0	0	0					R. Carter	0	0	0	0	0	0	1	0	0	0
B. Huther (1-0), R. Hughes (2-21) and A. Kyle (1-0) had opponent recoveries																									
TOTAL	6	2	4	0	0	0	4	4	0	0					TOTAL	4	4	0	0	0	0	2	0	0	0

Dallas Cowboys											Denver Broncos										
FUMBLES	Fum	Lost	Own Rec.	Yds	TD	FF	Opp. Rec.	Yds	TD	Out Bnds	FUMBLES	Fum	Lost	Own Rec.	Yds	TD	FF	Opp. Rec.	Yds	TD	Out Bnds
B. Johnson	2	0	2	0	0	0	0	0	0	0	J. Schultz	1	1	0	0	0	0	0	0	0	0
T. Hill	1	0	2	0	0	0	0	0	0	0	J. Dolbin	1	1	0	0	0	0	0	0	0	0
T. Dorsett	1	1	0	0	0	0	0	0	0	0	R. Odoms	1	1	0	0	0	0	0	0	0	0
B. DuPree	1	1	0	0	0	0	0	0	0	0	N. Weese	1	1	0	0	0	0	0	0	0	0
R. Staubach	1	0	0	0	0	0	0	0	0	0	T. Jackson	0	0	0	0	0	0	1	0	0	0
J. Fitzgerald	0	0	1	0	0	0	0	0	0	0	R. Carter	0	0	0	0	0	0	1	0	0	0
B. Huther (1-0), R. Hughes (2-21) and A. Kyle (1-0) had opponent recoveries																					
TOTAL	6	2	4	0	0	0	4	4	0	0	TOTAL	4	4	0	0	0	0	2	0	0	0

FINAL TEAM STATISTICS

COWBOYS										BRONCOS									
TOTAL FIRST DOWNS										PUNTS Number and Average									
By Rushing										Had Blocked									
By Passing										FGs - PATs Had Blocked									
By Penalty										TOTAL RETURN YARDAGE (Not Including Kickoffs)									
THIRD DOWN EFFICIENCY										No. and Yards Punt Returns									
FOURTH DOWN EFFICIENCY										No. and Yards Kickoff Returns									
TOTAL NET YARDS										No. and Yards Interception Returns									
Total Offensive Plays (inc. times thrown passing)										PENALTIES Number and Yards									
Average gain per offensive play										FUMBLES Number and Lost									
NET YARDS RUSHING										TOUCHDOWNS									
Total Rushing Plays										Rushing									
Average gain per rushing play										Passing									
NET YARDS PASSING										Returns									
Times thrown - yards lost attempting to pass										EXTRA POINTS Made-Attempts									
Gross yards passing										FIELD GOALS Made-Attempts									
PASS ATTEMPTS-COMPLETIONS-HAD INTERCEPTED										SAFETIES									
Average gain per pass play (inc. # thrown passing)										FINAL SCORE									
										TIME OF POSSESSION									

BRONCOS DEFENSIVE STATISTICS

(based on unofficial press box statistics)

PLAYER	UT	A	TT	S-YDS	I-YDS	PD	FF	FR	PLAYER	UT	A	TT	S-YDS	I-YDS	PD	FF	FR
J. Rizzo	6	3	9	0-0	0-0	1	0	0	P. Smith	2	1	3	0-0	0-0	0	0	0
R. Carter	6	2	8	2-10	0-0	0	0	1	B. Chavous	2	0	2	0-0	0-0	0	0	0
R. Gradišar	5	3	8	0-0	0-0	1	0	0	J. Grant	2	0	2	0-0	0-0	0	0	0
T. Jackson	7	0	7	1-9	0-0	1	0	1	S. Foley	1	1	2	0-0	0-0	0	0	0
L. Alzado	6	1	7	2-16	0-0	0	0	0	R. Polti	1	1	2	0-0	0-0	0	0	0
B. Jackson	5	2	7	0-0	0-0	1	0	0	R. Rich	1	1	2	0-0	0-0	0	0	0
B. Swenson	4	2	6	0-0	0-0	1	0	0	B. Manor	1	0	1	0-0	0-0	0	0	0
B. Thompson	3	2	5	0-0	0-0	2	0	0	R. Nairne	1	0	1	0-0	0-0	0	0	0
L. Wright	3	2	5	0-0	0-0	2	0	0	TEAM TOTALS	56	21	77	5-35	0-0	9	0	2



Denver 20, Oakland 17

Sunday, Jan. 1, 1978 • 12 p.m. MST • Mile High Stadium • Denver

WEATHER: Mostly Sunny, 18°, Wind NE 3 mph • ATTENDANCE: 74,982 • TIME: 2:55

1977 AFC Championship Game

Denver quarterback Craig Morton threw two touchdown passes to wide receiver Haven Moses that helped the Broncos defeat the defending Super Bowl champion Oakland Raiders 20-17 in the AFC Championship Game in front of 74,982 fans at Mile High Stadium.

Morton completed 10-of-20 (50.0%) passes for 224 yards with two touchdowns and one interception, guiding the Broncos to their first-ever Super Bowl berth. The win was the Broncos' second against the Raiders in three meetings with the club during the 1977 season.

The Raiders scored on their initial possession when Errol Mann kicked a 20-yard field goal to end an 18-play, 54-yard drive 10:34 into the first quarter. Morton connected with Moses for the Broncos' first touchdown two plays later on a 74-yard scoring pass, giving Denver a 7-3 advantage. Despite several Raiders comeback attempts, the Broncos did not surrender the lead for the remainder of the game.

Denver took advantage of two costly Oakland turnovers to increase its lead in the second half. Defensive end Brisson Manor recovered running back Clarence Davis' fumble at the Oakland 17, and running back Jon Keyworth scored from the 1-yard line to increase the Broncos' lead to 14-3 at 6:23 of the third quarter.

Oakland quarterback Ken Stabler found tight end Dave Casper for the first of two scoring passes, a 7-yarder, to narrow the Denver lead to 14-10 with 39 seconds elapsed in the final period. On Oakland's next possession, linebacker Bob Swenson intercepted a Stabler pass to put the Broncos in position for another score. Morton then threw a 12-yard touchdown pass to Moses for the Broncos' final score at 7:17 of the period, giving the club a 20-10 advantage.

Oakland finished the scoring on its next series when Stabler threw a 17-yard touchdown pass to Casper with less than four minutes to play. Denver controlled the ball for the final 3:08 and gave Red Miller the AFC title in his first year as head coach.

Moses, a 10-year veteran, led all players with 168 yards on five catches (33.6 avg.) with two touchdowns. On the ground, Denver ran 37 times and used a balanced attack to gain 91 yards with Lonnie Perrin leading the way (11 carries, 42 yards).

The Denver defense, which was No. 1 in the NFL against the run during the regular season, held the Raiders to 94 rushing yards (2.6 avg.) and limited Oakland to just 204 passing yards while adding one interception and one sack.

OFFICIALS:

Referee — Chuck Heberling (46); Umpire — Ralph Morcroft (15); Line Judge — Bruce Alford (24); Head Linesman — Ed Marion (26); Back Judge — Stan Javie (29); Field Judge — Arman Terzian (23).

DENVER BRONCOS

OFFENSE

WR 82 J. Dolbin
LT 74 A. Maurer
LG 62 T. Glassic
C 52 M. Montler
RG 60 P. Howard
RT 71 C. Minor
TE 88 R. Odoms
WR 25 H. Moses
QB 7 C. Morton
RB 41 R. Lytle
RB 32 J. Keyworth

DEFENSE

DE 79 B. Chavous
NT 68 R. Carter
DE 77 L. Alzado
LB 53 R. Gradishar
LB 51 B. Swenson
LB 57 T. Jackson
LB 59 J. Rizzo
LCB 20 L. Wright
RCB 43 S. Foley
S 36 B. Thompson
S 29 B. Jackson

BRONCOS SUBSTITUTIONS: P 10 B. Dilts, QB 14 N. Weese, K 15 J. Turner, DB 21 R. Polt, RB 24 O. Armstrong, RB 30 J. Jensen, RB 35 L. Perrin, DB 40 R. Rich, RB 41 R. Lytle, C 50 B. Maples, LB 55 G. Turk, LB 56 L. Evans, LB 58 R. Nairne, DE 63 J. Grant, G 65 G. Hyde, DE 66 B. Manor, G 67 S. Schindler, DT 70 P. Smith, WR 80 R. Upchurch, TE 85 R. Egloff, WR 86 J. Schultz. **DID NOT PLAY:** QB 12 C. Penrose. **INACTIVE:** DB 26 L. Riley, T 73 H. Allison.

OAKLAND RAIDERS

OFFENSE

WR 21 C. Branch
LT 78 A. Shell
LG 63 G. Upshaw
C 50 D. Dalby
RG 64 G. Buehler
RT 70 H. Lawrence
TE 87 D. Casper
WR 25 F. Biletnikoff
QB 12 K. Stabler
RB 28 C. Davis
RB 30 M. van Eeghen

DEFENSE

LE 72 J. Matuszak
ME 74 D. Rowe
RE 60 O. Sistrunk
LB 52 F. Rice
LB 58 M. Johnson
LB 39 W. Hall
LB 83 T. Hendricks
CB 37 L. Hayes
CB 24 W. Brown
S 26 S. Thomas
S 32 J. Tatum

RAIDERS SUBSTITUTIONS: P 1 R. Guy, QB 11 D. Humm, K 14 E. Mann, DB 20 N. Colzie, DB 22 J. Warren, RB 29 H. Ginn, RB 31 C. Garrett, RB 35 T. Robiskie, RB 40 P. Banaszak, DB 42 S. Jackson, TE 46 W. Bankston, WR 49 Siani, LB 52 F. Rice, LB 56 J. Barnes, LB 57 R. McClanahan, G 65 M. Marvin, C 66 S. Sylvester, DE 67 P. Toomay, DT 76 M. McCoy, WR 81 M. Bradshaw. **DID NOT PLAY:** QB 15 M. Rae, G 75 Vella. **INACTIVE:** LB 53 R. Martin, TE 88 T. Kwalick.

		1	2	3	4	OT	TOTAL	FIELD GOALS (made () & missed)			
VISITOR	Oakland Raiders	3	0	0	14	—	17	E. Mann	(20)	19HU	
HOME	Denver Broncos	7	0	7	6	—	20	J. Turner	40WL	21 WR	44WL
Team	Qtr	Clock Time	PLAY DESCRIPTION (Extra Point) (Drive Info)					SCORE			
RAIDERS	1	10:34	E. Mann 20 yd. Field Goal (18-54, 7:44)					3	0		
BRONCOS	1	11:01	H. Moses 74 yd. pass from C. Morton (J. Turner, kick) (2-69, 0:27)					3	7		
BRONCOS	3	6:23	J. Keyworth 1 yd. run (J. Turner, kick) (4-17, 1:48)					3	14		
RAIDERS	4	0:39	D. Casper 7 yd. pass from K. Stabler (E. Mann, kick) (6-48, 2:25)					10	14		
BRONCOS	4	7:17	H. Moses 12 yd. pass from C. Morton (pass failed) (3-17, 1:29)					10	20		
RAIDERS	4	11:44	D. Casper 17 yd. pass from K. Stabler (E. Mann, kick) (8-74, 4:17)					17	20		

Final Individual Statistics																					
Oakland Raiders										Denver Broncos											
Rushing	Att	Yds	Avg	LG	TD	Rushing	Att	Yds	Avg	LG	TD										
M. van Egghen	20	71	3.6	13	0	L. Perrin	11	42	3.8	10	0										
P. Banaszak	7	22	3.1	9	0	R. Lytle	7	26	3.7	8	0										
C. Davis	9	1	0.1	6	0	J. Keyworth	8	19	2.4	7	1										
						O. Armstrong	7	16	2.3	8	0										
						J. Jensen	1	2	2.0	2	0										
						C. Morton	2	-4	-2.0	-2	0										
						H. Moses	1	-10	-10.0	-10	0										
TOTAL	36	94	2.6	13	0	TOTAL	37	91	2.5	10	1										
Passing	Att	CMP	YDS	TKD/	YD	TD	LG	IN	Rtg.	Passing	Att	CMP	YDS	TKD/	YD	TD	LG	IN	Rtg.		
K. Stabler	35	17	215	1/11	2	26	1	75.3		C. Morton	20	10	224	1/7	2	74	1	102.9			
TOTAL	35	17	215	1/11	2	26	1	75.3		TOTAL	20	10	224	1/7	2	74	1	102.9			
Pass Receiving			NO	YDS	AVG	LG	TD	Pass Receiving				NO	YDS	AVG	LG	TD					
D. Casper			5	71	14.2	26	2					5	168	33.6	74	2					
F. Biletnikoff			4	38	9.5	15	0					2	20	10.0	16	0					
C. Branch			3	59	19.7	24	0					1	20	20.0	20	0					
M. van Egghen			2	8	4.0	5	0					1	13	13.0	13	0					
M. Bradshaw			1	25	25.0	25	0					1	3	3.0	3	0					
M. Siani			1	12	12.0	12	0														
P. Banaszak			1	2	2.0	2	0														
TOTAL			17	215	12.6	26	2					10	224	22.4	74	2					
Interceptions			NO	YDS	AVG	LG	TD	Interceptions				NO	YDS	AVG	LG	TD					
F. Rice			1	11	11.0	11	0					1	14	14.0	14	0					
TOTAL			1	11	11.0	11	0					1	14	14.0	14	0					
Punting			NO	YDS	AVG	NET	TB	IN20	LG	Punting			NO	YDS	AVG	NET	TB	IN20	LG		
R. Guy			5	180	36.0	25.6	2	0	44				4	163	40.8	39.5	0	1	55		
TOTAL			5	180	36.0	25.6	2	0	44				4	163	40.8	39.5	0	1	55		
Punt Returns			NO	YDS	AVG	FC	LG	TD	Punt Returns			NO	YDS	AVG	FC	LG	TD				
C. Garrett			2	5	2.5	0	5	0				2	12	6.0	0	9	0				
RETURNS			2	5	2.5	0	5	0				2	12	6.0	0	9	0				
Kickoff Returns			NO	YDS	AVG	FC	LG	TD	Kickoff Returns			NO	YDS	AVG	FC	LG	TD				
C. Garrett			3	111	37.0	0	62	0				2	33	16.5	0	18	0				
C. Davis			1	25	25.0	0	25	0				1	20	20.0	0	20	0				
												1	14	14.0	0	14	0				
RETURNS			4	136	34.0	0	62	0				4	67	16.8	0	20	0				
Oakland Raiders FUMBLES	Fum	Lost	Rec.	Yds	TD	Opp. FF	Rec.	Yds	TD	Out Bnds	Denver Broncos FUMBLES	Fum	Lost	Rec.	Yds	TD	Opp. FF	Rec.	Yds	TD	Out Bnds
C. Davis	1	1	0	0	0	0	0	0	0	0	B. Manor	0	0	0	0	0	0	1	0	0	0
C. Garrett	1	1	0	0	0	0	0	0	0	0	L. Evans	0	0	0	0	0	0	1	0	0	0
TOTAL</																					

FINAL TEAM STATISTICS									
	RAIDERS		BRONCOS			RAIDERS		BRONCOS	
TOTAL FIRST DOWNS	20	16	PUNTS Number and Average			5-36	4-41		
By Rushing	6	6	Had Blocked			0	0		
By Passing	11	8	FGs – PATs Had Blocked			0-0	0-0		
By Penalty	3	2	TOTAL RETURN YARDAGE (Not Including Kickoffs)			152	93		
THIRD DOWN EFFICIENCY	7-16-44%	5-13-39%	No. and Yards Punt Returns			2-5	2-12		
FOURTH DOWN EFFICIENCY	1-1-100%	0-0-0%	No. and Yards Kickoff Returns			4-136	4-67		
TOTAL NET YARDS	298	308	No. and Yards Interception Returns			1-11	1-14		
Total Offensive Plays (inc. times thrown passing)	72	58	PENALTIES Number and Yards			2-6	8-46		
Average gain per offensive play	4.1	5.3	FUMBLES Number and Lost			2-2	0-0		
NET YARDS RUSHING	94	91	TOUCHDOWNS			2	3		
Total Rushing Plays	36	37	Rushing			0	1		
Average gain per rushing play	2.6	2.5	Passing			2	2		
NET YARDS PASSING	204	217	Returns			0	0		
Times thrown – yards lost attempting to pass	1-11	1-7	EXTRA POINTS Made-Attempts			2-2	2-3		
Gross yards passing	215	224	FIELD GOALS Made-Attempts			1-2	0-3		
PASS ATTEMPTS-COMPLETIONS-HAD INTERCEPTED	35-17-1	20-10-1	SAFETIES			0	0		
Average gain per pass play (inc. # thrown passing)	5.7	10.3	FINAL SCORE			17	20		
			TIME OF POSSESSION			32:59	27:01		

BRONCOS DEFENSIVE STATISTICS																	
(based on unofficial press box statistics)																	
PLAYER	UT	A	TT	S-YDS	I-YDS	PD	FF	FR	PLAYER	UT	A	TT	S-YDS	I-YDS	PD	FF	FR
R. Gradishar	4	4	8	0-0	0-0	2	0	0	T. Jackson	4	1	5	0-0	0-0	0	0	0
L. Alzado	5	2	7	0-0	0-0	0	0	0	L. Wright	3	0	3	0-0	0-0	0	0	0
B. Jackson	6	0	6	0-0	0-0	0	0	0	B. Chavous	2	1	3	0-0	0-0	1	0	0
J. Rizzo	4	2	6	0-0	0-0	1	0	0	S. Foley	2	0	2	0-0	0-0	7	0	0
B. Swenson	4	2	6	0-0	1-14	0	0	0	L. Evans	1	0	1	0-0	0-0	0	0	1
R. Carter	3	3	6	1-11	0-0	0	0	0	R. Nairne	0	1	1	0-0	0-0	0	0	0
J. Grant	5	0	5	0-0	0-0	0	0	0	B. Manor	0	0	0	0-0	0-0	1	0	1
B. Thompson	5	0	5	0-0	0-0	0	0	0	TEAM TOTALS	48	16	64	1-11	1-14	13	0	1



Denver 34, Pittsburgh 21

Sunday, Dec. 24, 1977 • 2 p.m. MST • Mile High Stadium • Denver

WEATHER: Sunny, 43°, Wind E 9 mph • ATTENDANCE: 75,011 • TIME: 3:15

1977 AFC Divisional Playoff Game

After ties at 7, 14 and 21, Jim Turner kicked a 44-yard field goal in the fourth quarter that put Denver ahead to stay as the Broncos beat the Pittsburgh Steelers 34-21 in an AFC Divisional Playoff Game in front of 75,011 fans at Mile High Stadium.

Denver, in its first-ever playoff game, took a 7-0 lead when running back Rob Lytle broke through the Steelers' defense to score on a 7-yard run midway through the first quarter. The score came four plays after a Steelers punt was blocked by John Schultz and recovered at Pittsburgh's 17-yard line.

Pittsburgh pulled even in the second quarter when quarterback Terry Bradshaw scampered in for a 1-yard score. Later in the period, linebacker Tom Jackson recovered a fumble at Pittsburgh's 10-yard line that set up a 10-yard touchdown run by Otis Armstrong on the next play to give Denver a 14-7 lead. The teams entered halftime tied at 14 after Franco Harris scored on a 1-yard touchdown run late in the second quarter.

The Broncos regained the lead, 21-14, when Riley Odums hauled in a 30-yard pass from Craig Morton for a third-quarter touchdown. Pittsburgh answered early in the fourth quarter with a 1-yard touchdown pass from Bradshaw to Larry Brown.

Midway through the final quarter, Denver went on top to stay on the strength of a 44-yard field goal by Turner. On their next drive, the Broncos opened up a 6-point lead when Turner hit a 25-yard field goal with just less than six minutes left in the game. Denver then put the contest out of reach when Morton tossed his second touchdown of the game on a strike to Jack Dolbin from 34 yards out. The score was set up after Jackson intercepted his second pass of the game, giving the Broncos the ball on Pittsburgh's 33-yard line.

Morton finished the game completing 11-of-23 passes for 164 yards with two touchdowns as the Broncos racked up 258 yards of offense against one of the NFL's top defenses. Odums led all players with five receptions for 43 yards, and Moses chipped in 45 receiving yards on two catches.

Denver's "Orange Crush" defense kept the Steelers off balance all game, holding Bradshaw to just 177 passing yards on 19-of-37 attempts and intercepting him three times. Jackson posted three takeaways (2 interceptions, 1 fumble) while Broncos safety Billy Thompson registered a team-high 13 tackles, including 10 solo stops, to help the club earn the first postseason win in franchise history.

OFFICIALS:

Referee — Gene Barth (14); Umpire — Paul Trepinski (22); Line Judge — Royal Cathcart (16); Head Linesman — Frank Glover (85); Back Judge — Bob Rice (80); Field Judge — Ed Merrifield (76).

DENVER BRONCOS

OFFENSE

WR 25 H. Moses
LT 74 A. Maurer
LG 62 T. Glassic
C 52 M. Montler
RG 60 P. Howard
RT 71 C. Minor
TE 88 R. Odums
WR 82 J. Dolbin
QB 7 C. Morton
RB 41 R. Lytle
RB 32 J. Keyworth

DEFENSE

LE 79 B. Chavous
NT 68 R. Carter
RE 77 L. Alzado
LB 51 B. Swenson
LB 53 R. Gradishar
LB 57 T. Jackson
LB 59 J. Rizzo
LCB 20 L. Wright
RCB 43 S. Foley
S 36 B. Thompson
S 29 B. Jackson

BRONCOS SUBSTITUTIONS: P 10 B. Dilts, QB 14 N. Weese, K 15 J. Turner, DB 21 R. Polt, RB 24 O. Armstrong, RB 30 J. Jensen, DB 40 R. Rich, RB 41 R. Lytle, C 50 B. Maples, LB 55 G. Turk, LB 56 L. Evans, LB 58 R. Nairne, DE 63 J. Grant, G 65 G. Hyde, DE 66 B. Manor, G 67 S. Schindler, DT 70 P. Smith, WR 80 R. Upchurch, TE 85 R. Egloff, WR 86 J. Schultz. **DID NOT PLAY:** QB 12 C. Penrose, RB 35 L. Perrin. **INACTIVE:** DB 26 L. Riley, T 73 H. Allison.

PITTSBURGH STEELERS

OFFENSE

WR 82 J. Stallworth
LT 57 S. Davis
LG 55 J. Kolb
C 52 M. Webster
RG 50 J. Clack
RT 74 R. Pinney
TE 79 L. Brown
WR 88 L. Swann
QB 12 T. Bradshaw
RB 20 R. Bleier
RB 32 F. Harris

DEFENSE

LE 64 S. Furness
LT 75 J. Greene
RT 63 E. Holmes
RE 78 D. White
LB 59 J. Ham
LB 56 J. Lambert
LB 51 L. Toews
CB 24 J.T. Thomas
CB 45 J. Allen
S 31 D. Shell
S 27 G. Edwards

STEELERS SUBSTITUTIONS: K 10 R. Gerela, QB 16 N. Graff, P 17 R. Engles, DB 21 T. Dungy, RB 28 A. Maxson, DB 29 B. Sexton, RB 38 S. Thornton, RB 46 R. Harrison, LB 53 D. Winston, LB 54 D. LaCrosse, LB 56 R. Cole, LB 60 B. Cousino, T 66 T. Peterson, DE 68 L. Greenwood, G 72 G. Mullins, T 74 R. Pinney, TE 84 R. Grossman, WR 85 E. Pough, WR 86 J. Smith, TE 89 B. Cunningham. **DID NOT PLAY:** WR 43 F. Lewis, CB 47 M. Blount. **INACTIVE:** QB 18 C. Stoudt, RB 36 J. Deloplaime.

		1	2	3	4	OT	TOTAL	FIELD GOALS (made () & missed)
VISITOR	Pittsburgh Steelers	0	14	0	7	—	21	
HOME	Denver Broncos	7	7	7	13	—	34	J. Turner (44) (25)

Team	Qtr	Clock Time	PLAY DESCRIPTION (Extra Point) (Drive Info)	SCORE Visitor Home
BRONCOS	1	8:47	R. Lytle 7 yd. run (J. Turner, kick) (4-17, 1:56)	0 7
STEELERS	2	5:59	T. Bradshaw 1 yd. run (R. Gerela, kick) (11-56, 5:10)	7 7
BRONCOS	2	10:45	O. Armstrong 10 yd. run (J. Turner, kick) (1-10, 0:04)	7 14
STEELERS	2	13:19	F. Harris 1 yd. run (R. Gerela, kick) (9-65, 2:35)	14 14
BRONCOS	3	13:36	R. Odums 30 yd. pass from C. Morton (J. Turner, kick) (4-41, 1:01)	14 21
STEELERS	4	4:05	L. Brown 1 yd. pass from T. Bradshaw (R. Gerela, kick) (4-61, 1:42)	21 21
BRONCOS	4	7:43	J. Turner 44 yd. Field Goal (7-39, 3:29)	21 24
BRONCOS	4	9:50	J. Turner 25 yd. Field Goal (4-2, 1:36)	21 27
BRONCOS	4	13:16	J. Dolbin 34 yd. pass from C. Morton (J. Turner, kick) (2-33, 0:13)	21 34

Final Individual Statistics																			
Pittsburgh Steelers										Denver Broncos									
Rushing	Att	Yds	Avg	Lg	Td	Rushing	Att	Yds	Avg	Lg	Td								
F. Harris	28	92	3.3	20	1	O. Armstrong	11	44	4.0	29	1								
T. Bradshaw	4	21	5.3	11	1	R. Lytle	12	26	2.2	7	1								
R. Bleier	7	14	2.0	5	0	J. Keyworth	5	20	4.4	6	0								
						J. Jensen	4	13	3.3	5	0								
						C. Morton	5	0	0.0	6	0								
Total	39	127	3.3	20	2	Total	37	103	2.8	29	2								
Passing	Att	Cmp	Yds	Tkd/YD	TD	Lg	In	Rtg.	Passing	Att	Cmp	Yds	Tkd/YD	TD	Lg	In	Rtg.		
T. Bradshaw	37	19	177	0/0	1	48	3	40.0	C. Morton	23	11	164	1/9	2	34	0	100.6		
Total	37	19	177	0/0	1	48	3	40.0	Total	23	11	164	1/9	2	34	0	100.6		
Pass Receiving	No	Yds	Avg	Lg	TD	Pass Receiving	No	Yds	Avg	Lg	TD								
J. Stallworth	4	80	20.0	48	0	R. Odoms	5	43	8.6	30	1								
F. Harris	4	20	5.0	12	0	H. Moses	2	45	22.5	27	0								
B. Cunningham	3	42	14.0	19	0	J. Jensen	2	33	16.5	29	0								
A. Maxson	3	11	3.7	10	0	J. Dolbin	1	34	34.0	34	1								
R. Bleier	2	10	5.0	7	0	O. Armstrong	1	9	9.0	9	0								
R. Grossman	1	7	7.0	7	0														
L. Swann	1	6	6.0	6	0														
L. Brown	1	1	1.0	1	1														
Total	19	177	9.3	48	1	Total	11	164	14.9	34	2								
Interceptions	No	Yds	Avg	Lg	TD	Interceptions	No	Yds	Avg	Lg	TD								
						T. Jackson	2	49	24.5	32	0								
						B. Jackson	1	15	15.0	15	0								
Total	0	0	0.0	—	0	Total	3	64	21.3	32	0								
Punting	No	Yds	Avg	Net	TB	In20	Lg	Punting	No	Yds	Avg	Net	TB	In20	Lg				
R. Engles	5	204	40.8	38.4	0	0	55	B. Dilts	5	188	37.6	31.4	0	1	41				
Total	5	204	40.8	38.4	0	0	55	Total	5	188	37.6	31.4	0	1	41				
Punt Returns	No	Yds	Avg	FC	Lg	TD	Punt Returns	No	Yds	Avg	FC	Lg	TD						
J. Smith	4	31	7.8	1	17	0	B. Thompson	2	5	2.5	0	3	0						
							J. Schultz	1	4	4.0	0	4	0						
							R. Upchurch	1	3	3.0	1	3	0						
Returns	4	31	7.8	1	17	0	Returns	4	12	3.0	1	4	0						
Kickoff Returns	No	Yds	Avg	FC	Lg	TD	Kickoff Returns	No	Yds	Avg	FC	Lg	TD						
J. Smith	4	80	20.0	0	34	0	R. Upchurch	3	58	19.3	0	26	0						
A. Maxson	1	24	24.0	0	24	0	J. Schultz	1	27	27.0	0	27	0						
Returns	5	104	20.8	0	34	0	Returns	4	85	21.3	0	27	0						
Pittsburgh Steelers Fumbles	Fum	Lost	Own Rec.	Yds	TD	Opp. Rec.	Yds	TD	Out Bnds	Denver Broncos Fumbles	Fum	Lost	Own Rec.	Yds	TD	Opp. Rec.	Yds	TD	Out Bnds
B. Cunningham	1	0	1	0	0	0	0	0	0	R. Gradishar	1	0	0	0	0	1	5	0	0
F. Harris	1	1	0	0	0	0	0	0	0	T. Jackson	0	0	1	25	0	0	0	0	0
J. Greene	0	0	0	0	0	0	1	0	0	J. Keyworth	1	1	0	0	0	0	0	0	0
										B. Thompson	1	0	0	0	0	0	0	0	0
										S. Foley	0	0	1	0	0	0	0	0	0
										L. Alzado	0	0	0	0	0	1	0	0</	

FINAL TEAM STATISTICS					
	STEELERS	BRONCOS		STEELERS	BRONCOS
TOTAL FIRST DOWNS	18	15	PUNTS Number and Average	6-34	5-38
By Rushing	10	5	Had Blocked	1	0
By Passing	8	9	FGs – PATs Had Blocked	0-0	0-0
By Penalty	0	1	TOTAL RETURN YARDAGE (Not Including Kickoffs)	135	161
THIRD DOWN EFFICIENCY	11-22-50%	4-13-31%	No. and Yards Punt Returns	4-31	4-12
FOURTH DOWN EFFICIENCY	1-2-50%	0-1-0%	No. and Yards Kickoff Returns	5-104	4-85
TOTAL NET YARDS	304	258	No. and Yards Interception Returns	0-0	3-64
Total Offensive Plays (inc. times thrown passing)	76	61	PENALTIES Number and Yards	10-67	3-20
Average gain per offensive play	4.0	4.2	FUMBLES Number and Lost	2-1	3-1
NET YARDS RUSHING	127	103	TOUCHDOWNS	3	4
Total Rushing Plays	39	37	Rushing	2	2
Average gain per rushing play	3.3	2.8	Passing	1	7
NET YARDS PASSING	177	155	Returns	0	0
Times thrown – yards lost attempting to pass	0-0	1-9	EXTRA POINTS Made-Attempts	3-3	4-4
Gross yards passing	177	164	FIELD GOALS Made-Attempts	0-0	2-2
PASS ATTEMPTS-COMPLETIONS-HAD INTERCEPTED	37-19-3	23-11-0	SAFETIES	0	0
Average gain per pass play (inc. # thrown passing)	4.8	6.5	FINAL SCORE	21	34
			TIME OF POSSESSION	34:26	25:34

BRONCOS DEFENSIVE STATISTICS																	
(based on unofficial press box statistics)																	
PLAYER	UT	A	TT	S-YDS	I-YDS	PD	FF	FR	PLAYER	UT	A	TT	S-YDS	I-YDS	PD	FF	FR
B. Thompson	10	3	13	0-0	0-0	0	0	0	R. Nairne	2	1	3	0-0	0-0	0	0	0
R. Gradishar	5	5	10	0-0	0-0	1	0	0	R. Rich	1	2	3	0-0	0-0	0	0	0
T. Jackson	7	1	8	0-0	2-49	2	0	1	P. Smith	1	1	2	0-0	0-0	0	0	0
J. Rizzo	5	2	7	0-0	0-0	1	0	0	G. Turk	1	1	2	0-0	0-0	0	0	0
B. Swenson	4	2	6	0-0	0-0	0	0	0	J. Grant	0	2	2	0-0	0-0	0	0	0
B. Alzado	4	1	5	0-0	1-15	1	0	0	R. Carter	1	0	1	0-0	0-0	0	0	0
L. Jackson	3	2	5	0-0	0-0	0	1	0	B. Manor	1	0	1	0-0	0-0	0	0	0
B. Whavous	4	0	4	0-0	0-0	0	0	0	R. Pottl	1	0	1	0-0	0-0	1	0	0
L. Chricht	3	0	3	0-0	0-0	2	0	0	TEAM TOTALS	53	23	76	0-0	3-64	8	1	1



YEAR-BY-YEAR HEAD COACHES/RECORDS

Season	Coach	W	L	T	Pct.
1960	Frank Filchuck	4	9	1	
1961	Frank Filchuck	3	11	0	
	Filchuck's totals	7	20	1	.268
1962	Jack Faulkner	7	7	0	
1963	Jack Faulkner	2	11	1	
1964	Jack Faulkner	0	4	0	
	Faulkner's totals	9	22	1	.297
1964	Mac Speedie	2	7	1	
1965	Mac Speedie	2	10	0	
1966	Mac Speedie	0	2	0	
	Speedie's totals	6	19	1	.250
1966	Ray Malavasi	4	8	0	
	Malavasi's totals	4	8	0	.333
1967	Lou Saban	3	11	0	
1968	Lou Saban	5	9	0	
1969	Lou Saban	3	8	1	
1970	Lou Saban	2	6	1	
1971	Lou Saban	2	6	1	
	Saban's totals	20	42	3	.331
1971	Jerry Smith	2	3	0	
	Smith's totals	2	3	0	.400
1972	John Ralston	5	9	0	
1973	John Ralston	7	6	2	
1974	John Ralston	7	6	0	
1975	John Ralston	6	8	0	
1976	John Ralston	9	5	0	
	Ralston's totals	34	33	3	.507
1977	Red Miller	12	2	0	
	Playoffs	2	1	0	
1978	Red Miller	0	1	0	
	Playoffs	10	6	0	
1979	Red Miller	0	1	0	
	Playoffs	8	8	0	
1980	Red Miller	8	8	0	
	Miller's regular season totals	40	22	0	.645
	Miller's overall totals	42	25	0	.627
1981	Dan Reeves	10	6	0	
1982	Dan Reeves	7	7	0	
1983	Dan Reeves	9	7	0	
	Playoffs	0	1	0	
1984	Dan Reeves	13	3	0	
	Playoffs	0	1	0	
1985	Dan Reeves	11	5	0	
1986	Dan Reeves	11	5	0	
	Playoffs	2	1	0	
1987	Dan Reeves	10	4	1	
	Playoffs	2	1	0	
1988	Dan Reeves	8	8	0	
1989	Dan Reeves	11	5	0	
	Playoffs	2	1	0	
1990	Dan Reeves	5	11	0	
1991	Dan Reeves	1	4	0	
	Playoffs	1	1	0	
1992	Dan Reeves	8	8	0	
	Reeves' regular season totals	110	73	1	.600
	Reeves' overall totals	117	79	1	.596
1993	Wade Phillips	9	7	0	
	Playoffs	0	1	0	
1994	Wade Phillips	7	9	0	
	Phillips' regular season totals	16	16	0	.500
	Phillips' overall totals	16	17	0	.485
1995	Mike Shanahan	8	8	0	
1996	Mike Shanahan	13	3	0	
	Playoffs	0	1	0	
1997	Mike Shanahan	14	4	0	
	Playoffs	12	2	0	
1998	Mike Shanahan	3	0	0	
	Playoffs	6	10	0	
1999	Mike Shanahan	11	5	0	
2000	Mike Shanahan	0	1	0	
	Playoffs	8	8	0	
2001	Mike Shanahan	8	7	0	
2002	Mike Shanahan	10	6	0	
	Playoffs	0	1	0	
2003	Mike Shanahan	10	6	0	
	Playoffs	0	1	0	
2004	Mike Shanahan	13	3	0	
	Playoffs	13	3	0	
2005	Mike Shanahan	9	7	0	
	Playoffs	7	9	0	
2006	Mike Shanahan	8	8	0	
2007	Mike Shanahan	138	86	0	
2008	Mike Shanahan	146	91	0	
	Shanahan's regular season totals	138	86	0	.616
	Shanahan's overall totals	146	91	0	.616
2009	Josh McDaniels	8	8	0	
2010	Josh McDaniels	3	1	0	
	McDaniels' totals	11	17	0	.393
2010	Eric Stutesville	1	3	0	
	Stutesville's totals	1	3	0	.250
2011	John Fox	8	8	0	
	Playoffs	1	1	0	
2012	John Fox	13	3	0	
	Playoffs	0	1	0	
2013	John Fox	13	3	0	
	Playoffs	2	1	0	
2014	John Fox	12	4	0	
	Playoffs	0	1	0	
	Fox's regular season totals	46	18	0	.719
	Fox's overall totals	49	22	0	.690

MOST OVERALL WINS

Coach	Years	W	L	T	Pct.
Mike Shanahan	1995-2008	146	91	0	.616
Dan Reeves	1981-92	117	79	1	.596
John Fox	2011-2014	49	22	0	.690
Red Miller	1977-80	42	25	0	.627
John Ralston	1972-76	34	33	3	.507
Lou Saban	1967-71	20	42	3	.331
Wade Phillips	1993-94	16	17	0	.485
Josh McDaniels	2009-10	11	17	0	.393
Jack Faulkner	1962-64	9	22	1	.297
Frank Filchuck	1960-61	7	20	1	.268
Mac Speedie	1964-66	6	19	1	.250
Ray Malavasi	1966	4	8	0	.333
Jerry Smith	1971	2	3	0	.400
Eric Stutesville	2010	1	3	0	.250

MOST REG. SEASON WINS

Coach	Years	W	L	T	Pct.
Mike Shanahan	1995-2008	138	86	0	.616
Dan Reeves	1981-92	110	73	1	.600
John Fox	2011-2014	46	18	0	.719
Red Miller	1977-80	40	22	0	.645
John Ralston	1972-76	34	33	3	.507
Lou Saban	1967-71	20	42	3	.331
Wade Phillips	1993-94	16	16	0	.500
Josh McDaniels	2009-10	11	17	0	.393
Jack Faulkner	1962-64	9	22	1	.297
Frank Filchuck	1960-61	7	20	1	.268
Mac Speedie	1964-66	6	19	1	.250
Ray Malavasi	1966	4	8	0	.333
Jerry Smith	1971	2	3	0	.400
Eric Stutesville	2010	1	3	0	.250

MOST PLAYOFF WINS

Coach	Years	W	L	T	Pct.
Mike Shanahan	1995-2008	8	5	0	.615
Dan Reeves	1981-92	7	6	0	.538
John Fox	2011-2014	3	4	0	.429
Red Miller	1977-80	2	3	0	.400
Wade Phillips	1993-94	0	1	0	.000

BEST OVERALL WIN PCT.

Coach	Years	W	L	T	Pct.
John Fox	2011-2014	49	22	0	.690
Red Miller	1977-80	42	25	0	.627
Mike Shanahan	1995-2008	146	91	0	.616
Dan Reeves	1981-92	117	79	1	.596
John Ralston	1972-76	34	33	3	.507
Wade Phillips	1993-94	16	17	0	.485
Jerry Smith	1971	2	3	0	.400
Josh McDaniels	2009-10	11	17	0	.393
Ray Malavasi	1966	4	8	0	.333
Lou Saban	1967-71	20	42	3	.331
Jack Faulkner	1962-64	9	22	1	.297
Frank Filchuck	1960-61	7	20	1	.268
Mac Speedie	1964-66	6	19	1	.250
Eric Stutesville	2010	1	3	0	.250

BEST REG. SEASON WIN PCT.

Coach	Years	W	L	T	Pct.
John Fox	2011-2014	46	18	0	.719
Red Miller	1977-80	40	22	0	.645
Mike Shanahan	1995-2008	138	86	0	.616
Dan Reeves	1981-92	110	73	1	.600
John Ralston	1972-76	34	33	3	.507
Wade Phillips	1993-94	16	16	0	.500
Jerry Smith	1971	2	3	0	.400
Josh McDaniels	2009-10	11	17	0	.393
Ray Malavasi	1966	4	8	0	.333
Lou Saban	1967-71	20	42	3	.331
Jack Faulkner	1962-64	9	22	1	.297
Frank Filchuck	1960-61	7	20	1	.268
Mac Speedie	1964-66	6	19	1	.250
Eric Stutesville	2010	1	3	0	.250

BEST PLAYOFF WIN PCT.

Coach	Years	W	L	T	Pct.
Mike Shanahan	1995-2008	8	5	0	.615
Dan Reeves	1981-92	7	6	0	.538
John Fox	2011-2014	3	4	0	.429
Red Miller	1977-80	2	3	0	.400
Wade Phillips	1993-94	0	1	0	.000

ATTENDANCE MARKS

BRONCOS LARGEST CROWDS

HOME

77,160	vs. Green Bay	Oct. 29, 2007
77,110	vs. New England*	Jan. 19, 2014
77,076	vs. Kansas City	Nov. 17, 2013
77,047	vs. San Francisco	Oct. 19, 2014
77,038	vs. Pittsburgh	Oct. 21, 2007
77,031	vs. Washington	Oct. 27, 2013
77,002	vs. Philadelphia	Sept. 29, 2013
76,987	vs. Miami	Nov. 23, 2014
76,978	vs. Oakland	Sept. 23, 2013
76,978	vs. Baltimore	Sept. 5, 2013

*Playoff Game

ROAD/NEUTRAL

101,063	S.B. XXI vs. NYG (Pasadena)*	Jan. 25, 1987
92,758	at Dallas	Oct. 6, 2013
91,020	at Los Angeles Raiders	Oct. 28, 1984
90,153	at Los Angeles Raiders	Nov. 2, 1986
87,560	at Los Angeles Raiders	Dec. 3, 1989
85,247	at Washington	Nov. 15, 2009
83,941	at San Francisco (London)	Oct. 31, 2010
82,529	S.B. XLVIII vs. Sea. (NY/NJ)*	Feb. 2, 2014
81,285	at N.Y. Giants	Sept. 15, 2013
81,065	at Cleveland	Oct. 5, 1980

*Playoff Game

2001-Present — Sports Authority Field at Mile High

1960-2000 — Mile High Stadium/Bears Stadium

BRONCOS REGULAR SEASON ATTENDANCE BY SEASON

Year	Home	Road	Total	Year	Home	Road	Total
1960	91,333	115,994	207,327	1988	597,680	487,571	1,085,251
1961	74,508	122,315	196,823	1989	588,144	542,541	1,130,685
1962	178,485	146,442	324,927	1990	560,703	509,425	1,070,128
1963	132,218	165,995	298,213	1991	584,214	466,818	1,051,032
1964	118,259	166,744	285,003	1992	597,704	503,447	1,101,151
1965	219,786	215,992	435,778	1993	590,808	521,349	1,112,157
1966	192,198	203,799	395,997	1994	574,180	524,941	1,099,121
1967	231,801	247,696	479,497	1995	583,510	455,634	1,039,144
1968	281,374	278,008	559,382	1996	589,296	462,194	1,051,490
1969	326,851	276,755	603,606	1997	590,189	499,942	1,090,131
1970	355,739	330,184	685,923	1998	597,462	546,021	1,143,483
1971	358,400	377,642	736,042	1999	577,309	531,728	1,109,037
1972	361,414	412,073	773,487	2000	604,042	535,988	1,140,030
1973	356,327	351,334	707,661	2001	600,283	514,920	1,115,203
1974	347,322	354,367	701,689	2002	604,904	557,070	1,161,974
1975	342,375	347,944	690,319	2003	607,167	526,919	1,134,086
1976	436,468	349,126	785,594	2004	601,031	539,587	1,140,618
1977	524,595	370,917	895,512	2005	608,790	558,998	1,167,388
1978	598,085	470,756	1,068,841	2006	610,782	544,955	1,155,737
1979	597,521	427,040	1,024,561	2007	612,893	526,919	1,139,812
1980	593,084	473,680	1,066,764	2008	604,074	555,556	1,159,630
1981	598,224	475,360	1,073,584	2009	600,928	538,731	1,139,659
1982	369,555	183,046	552,601	2010	599,264	530,184	1,129,448
1983	592,493	385,022	977,515	2011	602,618	506,992	1,109,112
1984	585,233	450,442	1,035,675	2012	613,062	544,717	1,157,779
1985	589,500	452,847	1,042,347	2013	614,977	*579,168	*1,194,145
1986	589,037	526,550	1,115,587	2014	*615,427	541,250	1,156,677
1987	498,715	370,586	869,301	TOTAL	26,672,341	23,201,821	49,874,162

*Broncos records

BRONCOS SEASON TICKET SALES

19602,675	*197449,000	*198874,147	*200273,576
19615,775	*197549,000	*198973,952	*200373,583
19625,042	*197662,215	*199073,966	*200473,590
19637,624	*197773,089	*199173,682	*200573,846
19648,002	*197873,092	*199273,592	*200673,972
196522,905	*197973,313	*199373,182	*200773,984
196618,898	*198073,298	*199473,072	*200873,996
196724,650	*198173,380	*199573,222	*200973,988
196827,348	*198273,380	*199673,180	*201073,992
196931,936	*198373,377	*199773,275	*201173,992
*197043,580	*198473,347	*199873,972	*201274,092
*197147,500	*198573,309	*199973,997	*201374,109
*197248,000	*198673,348	*200073,855	*201474,113
*197348,000	*198774,147	*200173,825	*201574,118

*Season tickets sold out. Every Broncos home game at Mile High Stadium (1970-2000) and Sports Authority Field at Mile High (2001-14) has been a sellout since the beginning of the 1970 season with the exception of two replacement games played during the 1987 strike (both games were sold out before the strike). The Broncos have thus sold out 341 consecutive regular-season games, and with postseason games the total reaches 360.

BRONCOS STATISTICAL HISTORY

TEAM OFFENSE YEAR-BY-YEAR

	Total Plays	First Downs	Rush Yards	League Rank	Pass Yards	League Rank	Total Yards	League Rank	Total Points
1960	958	248	1,1958th	3,2473rd	4,4426th	309
1961	934	219	1,0918th	2,7203rd	3,8117th	251
1962	885	270	1,2987th	3,4041st	4,7024th	353
1963	832	230	1,5086th	2,4878th	3,9957th	301
1964	908	207	1,3118th	2,0218th	3,3328th	240
1965	959	255	1,8292nd	2,6403rd	4,4692nd	303
1966	815	171	1,1739th	1,9959th	3,1689th	196
1967	852	172	1,2659th	1,6828th	2,9479th	256
1968	889	217	1,6147th	2,3576th	3,9717th	255
1969	841	243	1,6376th	2,5245th	4,1616th	297
1970	883	217	1,8029th	2,02519th	3,82718th	253
1971	891	217	2,09310th	2,06517th	4,15811th	203
1972	831	237	1,83818th	2,6343rd	4,4725th	325
1973	893	253	1,95414th	2,5193rd	4,4736th	354
1974	861	258	2,1575th	2,3289th	4,4855th	302
1975	964	268	1,99313th	2,5417th	4,53410th	254
1976	901	239	1,93219th	2,20412th	4,13616th	315
1977	886	223	2,04311th	1,86315th	3,90617th	274
1978	1,039	294	2,4518th	2,37817th	4,82914th	282
1979	1,044	306	2,04018th	3,10213th	5,14212th	289
1980	992	286	1,86520th	2,77718th	4,64225th	310
1981	1,062	306	1,89521st	3,5318th	5,42614th	321
1982	592	170	1,01817th	1,81915th	2,83715th	148
1983	1,025	292	1,78423rd	3,02720th	4,81126th	302
1984	1,018	299	2,07610th	2,85924th	4,93522nd	353
1985	1,152	339	1,85116th	3,6456th	5,49610th	380
1986	1,042	319	1,67820th	3,53810th	5,21615th	378
1987	1,070	331	1,97012th	3,6543rd	5,6242nd	379
1988	1,077	338	1,81519th	3,6916th	5,5068th	327
1989	1,071	308	2,0926th	3,00123rd	5,09315th	362
1990	1,035	323	1,87214th	3,3417th	5,2138th	331
1991	1,012	284	2,0158th	2,99717th	5,01212th	304
1992	928	234	1,50025th	2,93019th	4,43021st	262
1993	1,060	327	1,69318th	3,7684th	5,4615th	373
1994	1,112	346	1,47023rd	4,0174th	5,4876th	347
1995	1,060	344	1,9955th	4,0457th	6,0403rd	388
1996	1,092	336	2,3621st	3,42913th	5,7911st	391
1997	1,068	340	2,3784th	3,4949th	5,8721st	472
1998	1,041	347	2,4682nd	3,6247th	6,0923rd	501
1999	1,053	308	1,86412th	3,41915th	5,28314th	314
2000	1,115	383	2,3113rd	4,2433rd	6,5542nd	485
2001	1,034	304	1,87710th	2,94025th	4,81722nd	340
2002	1,057	357	2,2665th	3,8248th	6,0903rd	392
2003	1,047	334	2,6292nd	2,96922nd	5,5987th	381
2004	1,070	351	2,3334th	3,9996th	6,3325th	381
2005	1,030	330	2,5392nd	3,22718th	5,7665th	395
2006	973	285	2,1528th	2,79925th	4,95121st	319
2007	976	305	1,9579th	3,58413th	5,54111th	320
2008	1,019	354	1,86212th	4,4713rd	6,3332nd	370
2009	1,032	306	1,83618th	3,62713th	5,46315th	325
2010	1,018	309	1,54426th	4,0387th	5,58213th	344
2011	1,017	286	2,6321st	2,43431st	5,06623rd	309
2012	1,090	380	1,83216th	4,5345th	6,3664th	481
2013	1,156	435	1,87315th	5,4441st	7,3171st	606
2014	1,067	360	1,78515th	4,4614th	6,4464th	482

League rankings for 1960-69 reflect American Football League ranking.

The AFL had eight teams from 1960-65, nine teams from 1966-67 and 10 teams from 1968-69.

The NFL had 26 teams from 1970-75; 28 teams from 1976-94; 30 teams from 1995-98; 31 teams from 1999-2001 and 32 teams from 2002-Present.

TEAM DEFENSE YEAR-BY-YEAR

	Total Plays	First Downs	Rush Yards	League Rank	Pass Yards	League Rank	Total Yards	League Rank	Total Points
1960	927	254	2,145	8th	2,987	5th	5,132	8th	393
1961	899	233	1,633	5th	2,785	5th	4,418	6th	432
1962	862	234	1,868	5th	2,670	5th	4,538	6th	334
1963	828	254	1,687	6th	3,394	8th	5,081	7th	473
1964	902	271	2,064	8th	2,906	3rd	4,970	7th	438
1965	850	244	1,337	3rd	2,960	7th	4,297	7th	392
1966	871	251	2,029	8th	2,515	3rd	4,544	6th	381
1967	921	276	2,076	8th	3,125	8th	5,201	9th	409
1968	917	251	1,861	7th	3,163	10th	5,024	10th	404
1969	918	278	1,709	7th	2,932	10th	4,641	8th	344
1970	838	199	1,351	3rd	2,354	18th	3,705	7th	264
1971	825	206	1,834	14th	1,985	5th	3,819	10th	275
1972	876	251	1,668	4th	2,183	16th	3,851	9th	350
1973	872	239	1,795	6th	2,440	24th	4,235	19th	296
1974	945	265	1,808	13th	2,583	24th	4,391	21st	294
1975	901	247	1,974	13th	2,032	7th	4,006	9th	307
1976	919	222	1,709	3rd	2,025	12th	3,734	8th	206
1977	931	217	1,531	1st	2,244	25th	3,775	9th	148
1978	1,016	251	1,979	6th	2,469	8th	4,448	6th	198
1979	1,033	273	1,693	1st	3,159	23rd	4,852	10th	262
1980	1,043	303	2,117	20th	3,125	15th	5,242	15th	323
1981	1,000	268	2,005	13th	2,873	5th	4,878	6th	289
1982*	616	176	935	7th	2,234	26th	3,169	24th	226
1983	1,099	321	1,938	10th	3,671	23rd	5,609	21st	327
1984	1,123	311	1,664	5th	4,023	27th	5,687	25th	241
1985	1,069	290	1,973	13th	3,206	14th	5,179	13th	329
1986	1,026	291	1,651	5th	3,296	16th	4,947	9th	327
1987	941	277	2,017	20th	2,796	5th	4,813	9th	288
1988	1,055	316	2,538	27th	2,933	7th	5,471	22nd	352
1989	977	246	1,580	6th	2,827	3rd	4,407	3rd	226
1990	969	306	1,963	17th	3,382	21st	5,345	20th	374
1991	939	242	1,794	19th	2,755	3rd	4,549	5th	235
1992	1,001	283	1,963	23rd	3,120	14th	5,083	22nd	329
1993	1,005	280	1,418	4th	3,731	27th	5,149	19th	284
1994	1,023	303	1,752	16th	4,155	28th	5,907	28th	396
1995	1,010	322	1,895	23rd	3,298	9th	5,193	15th	345
1996	951	261	1,331	1st	3,139	10th	4,470	4th	275
1997	951	258	1,803	16th	2,868	5th	4,671	5th	287
1998	999	283	1,287	3rd	3,648	26th	4,935	11th	309
1999	961	267	1,737	19th	3,016	8th	4,753	7th	318
2000	962	294	1,598	7th	3,946	31st	5,544	24th	369
2001	960	292	1,492	6th	3,282	16th	4,774	8th	339
2002	985	298	1,489	4th	3,337	17th	4,826	6th	344
2003	910	241	1,605	7th	2,828	6th	4,433	4th	301
2004	918	235	1,512	4th	2,947	6th	4,459	4th	304
2005	985	295	1,363	2nd	3,643	29th	5,006	15th	258
2006	1,020	291	1,813	12th	3,410	21st	5,223	14th	305
2007	992	306	2,282	30th	3,094	7th	5,376	19th	409
2008	990	327	2,337	27th	3,656	26th	5,993	29th	448
2009	1,007	290	2,059	26th	2,981	3rd	5,040	7th	324
2010	1,056	334	2,473	31st	3,780	25th	6,253	32nd	471
2011	1,063	315	2,021	22nd	3,704	18th	5,725	20th	390
2012	1,015	287	1,458	3rd	3,194	3rd	4,652	2nd	289
2013	1,074	339	1,626	T-7th	4,070	27th	5,696	19th	399
2014	1,031	311	1,276	2nd	3,607	9th	4,883	3rd	354

*players strike; nine-game season

League rankings for 1960-69 reflect American Football League ranking.

The AFL had eight teams from 1960-65, nine teams from 1966-67 and 10 teams from 1968-69.

The NFL had 26 teams from 1970-75, 28 teams from 1976-94; 30 teams from 1995-98; 31 teams from 1999-2001 and 32 teams from 2002-Present.

TEAM TURNOVERS YEAR-BY-YEAR

	GIVEAWAYS			TAKEAWAYS			Turnover Ratio
	INTs	Fum.	Total	INTs	Fum.	Total	
1960	35	17	52	27	17	44	-8
1961	45	20	65	26	14	40	-25
1962	40	14	54	27	19	46	-8
1963	28	15	43	15	20	35	-8
1964	32	8	40	32	21	53	+13
1965	30	16	46	25	14	39	-7
1966	30	17	47	13	18	31	-16
1967	18	12	30	28	13	41	+11
1968	27	13	40	20	12	32	-8
1969	23	8	31	14	14	28	-3
1970	28	13	41	16	16	32	-9
1971	27	12	39	20	20	40	+1
1972	23	11	34	10	22	22	-12
1973	20	9	29	15	15	30	EVEN
1974	17	13	30	22	11	33	+3
1975	34	14	48	16	16	32	-16
1976	22	12	34	24	13	37	+3
1977	12	15	27	25	14	39	+12
1978	17	17	34	31	13	44	+10
1979	23	18	41	19	19	38	-3
1980	25	12	37	16	12	28	-9
1981	21	18	39	23	23	46	+7
1982*	19	17	36	12	7	19	-17
1983	22	19	41	27	20	47	+6
1984	17	17	34	31	24	55	+21
1985	23	8	31	24	12	36	+5
1986	16	13	29	18	17	35	+6
1987	19	17	36	28	19	47	+11
1988	22	12	34	16	13	29	-5
1989	20	12	32	21	22	43	+11
1990	18	14	32	10	15	25	-7
1991	12	13	25	23	10	33	+8
1992	29	14	43	15	16	31	-12
1993	10	18	28	18	13	31	+3
1994	13	18	31	12	14	26	-5
1995	14	16	30	8	13	21	-9
1996	17	15	32	23	9	32	EVEN
1997	11	10	21	18	13	31	+10
1998	14	6	20	19	11	30	+10
1999	18	10	28	15	11	26	-2
2000	12	13	25	27	17	44	+19
2001	19	8	27	22	15	37	+10
2002	20	7	27	9	13	22	-5
2003	18	6	24	9	11	20	-4
2004	20	9	29	12	8	20	-9
2005	7	9	16	20	16	36	+20
2006	18	12	30	17	13	30	EVEN
2007	15	14	29	14	16	30	+1
2008	18	12	30	6	7	13	-17
2009	13	10	23	17	13	30	+7
2010	12	15	27	10	8	18	-9
2011	13	17	30	9	9	18	-1
2012	11	14	25	16	8	24	-1
2013	10	16	26	17	9	26	EVEN
2014	15	5	20	18	7	25	5

*players strike; nine-game season

TEAM THIRD DOWNS YEAR-BY-YEAR

Year	DENVER			OPPONENTS			Year	DENVER			OPPONENTS		
	Md.	Att.	Pct.	Md.	Att.	Pct.		Md.	Att.	Pct.	Md.	Att.	Pct.
1972	75	177	42.4	74	190	38.9	1993	98	225	43.6	71	215	33.0
1973	79	203	38.9	77	203	37.9	1994	87	231	37.7	86	217	39.6
1974	63	176	35.8	88	218	40.4	1995	89	207	43.0	92	212	43.4
1975	84	212	39.6	76	209	36.4	1996	112	229	48.9	78	217	35.9
1976	69	193	35.8	73	222	32.9	1997	92	217	42.4	65	207	31.4
1977	72	210	34.3	71	221	32.1	1998	90	207	43.5	88	225	39.1
1978	81	226	35.8	88	249	35.3	1999	84	229	36.7	64	203	31.5
1979	77	222	34.7	95	248	38.3	2000	97	218	44.5	66	191	34.6
1980	84	223	37.7	91	228	39.9	2001	83	219	37.9	63	191	33.0
1981	86	230	37.4	74	219	33.8	2002	77	202	38.1	97	220	44.1
1982*	43	121	35.5	48	132	36.4	2003	82	211	38.9	61	207	29.5
1983	68	213	31.9	92	235	39.1	2004	78	206	37.9	65	209	31.1
1984	68	207	32.9	84	240	35.0	2005	76	210	36.2	76	207	36.7
1985	102	252	40.5	74	230	32.2	2006	78	211	37.0	81	221	36.7
1986	92	222	41.4	75	222	33.8	2007	80	198	40.4	91	213	42.7
1987	106	224	47.3	64	183	35.0	2008	95	200	47.5	89	202	44.1
1988	85	210	40.5	81	214	37.9	2009	78	215	36.3	81	218	37.2
1989	111	240	46.3	73	216	33.8	2010	67	207	32.4	80	209	38.3
1990	86	207	41.5	84	195	43.1	2011	66	214	30.8	73	218	33.5
1991	92	223	41.3	64	206	31.1	2012	96	213	45.1	66	216	30.6
1992	67	208	32.2	81	222	36.5	2013	95	205	46.3	83	218	38.1
1993	98	225	43.6	71	215	33.0	2014	94	213	44.1	81	222	36.5

INDIVIDUAL YEAR-BY-YEAR LEADERS

RUSHING

	YARDS	ATTEMPTS	AVG. (min. 100 att.)	TOUCHDOWNS
1960	Rolle..... 501	Rolle..... 130	Mingo..... 3.9	Mingo..... 4
1961	Stone..... 505	Stone..... 127	Stone..... 4.0	Bukaty..... 5
1962	Stone..... 360	Stone..... 94	Stone..... 3.8	Mingo..... 4
1963	Joe..... 649	Joe..... 154	Joe..... 4.2	Joe..... 4
1964	Mitchell..... 590	Mitchell..... 177	Joe..... 3.7	Mitchell..... 5
1965	Gilchrist..... 954	Gilchrist..... 252	Hayes..... 4.1	Gilchrist..... 6
1966	Hayes..... 411	Haynes..... 129	Hayes..... 4.0	Haynes/Choboian..... 2
1967	Little..... 381	Little..... 130	Little..... 2.9	Hickey/Hayes..... 4
1968	Little..... 584	Little..... 158	Little..... 3.7	Lynch..... 4
1969	Little..... 729	Little..... 146	Little..... 5.0	Little..... 6
1970	Little..... 901	Little..... 209	Little..... 4.3	Crenshaw..... 5
1971	Little..... 1,133	Little..... 284	Little..... 4.0	Little..... 6
1972	Little..... 859	Little..... 216	Little..... 4.0	Little..... 9
1973	Little..... 979	Little..... 256	Dawkins..... 4.4	Little..... 12
1974	Armstrong..... 1,407	Armstrong..... 263	Armstrong..... 5.3	Keyworth..... 10
1975	Keyworth..... 725	Keyworth..... 182	Keyworth..... 4.0	Keyworth/Lynch..... 3
1976	Armstrong..... 1,008	Armstrong..... 247	Armstrong..... 4.1	Armstrong..... 5
1977	Armstrong..... 489	Armstrong..... 130	Perrin..... 4.1	Armstrong/Morton..... 4
1978	Perrin..... 455	Armstrong/Keyworth..... 112	Perrin..... 4.2	Perrin..... 4
1979	Armstrong..... 453	Armstrong..... 108	Armstrong..... 4.2	Lytle..... 4
1980	Jensen..... 476	Preston..... 111	Jensen..... 4.7	Armstrong/Preston..... 4
1981	Parros..... 749	Preston..... 183	Parros..... 4.3	Lytle..... 4
1982	Willhite..... 347	Parros..... 77	Willhite..... 5.0	Willhite..... 2
1983	Winder..... 757	Winder..... 196	Winder..... 3.9	Poole..... 4
1984	Winder..... 1,153	Winder..... 296	Winder..... 3.9	Winder..... 4
1985	Winder..... 714	Winder..... 199	Winder..... 3.6	Winder..... 8
1986	Winder..... 789	Winder..... 240	Winder..... 3.3	Winder..... 9
1987	Winder..... 741	Winder..... 196	Winder..... 3.8	Winder..... 6
1988	Dorsett..... 703	Dorsett..... 181	Dorsett..... 3.9	Dorsett..... 5
1989	Humphrey..... 1,151	Humphrey..... 294	Humphrey..... 3.9	Humphrey..... 7
1990	Humphrey..... 1,202	Humphrey..... 288	Humphrey..... 4.2	Humphrey..... 7
1991	Green..... 1,037	Green..... 261	Green..... 4.0	Elway..... 6
1992	Green..... 648	Green..... 161	Green..... 4.0	Lewis..... 4
1993	Bernstine..... 816	Bernstine..... 223	Bernstine..... 3.7	Delpino..... 8
1994	L. Russell..... 620	L. Russell..... 190	L. Russell..... 3.3	L. Russell..... 9
1995	Davis..... 1,117	Davis..... 237	Davis..... 4.7	Davis..... 7
1996	Davis..... 1,538	Davis..... 345	Davis..... 4.5	Davis..... 13
1997	Davis..... 1,750	Davis..... 369	Davis..... 4.7	Davis..... 15
1998	Davis..... 2,008	Davis..... 392	Davis..... 5.1	Davis..... 21
1999	Gary..... 1,159	Gary..... 276	Gary..... 4.2	Gary..... 7
2000	M. Anderson..... 1,487	M. Anderson..... 297	M. Anderson..... 5.0	M. Anderson..... 15
2001	Davis..... 701	M. Anderson..... 175	Davis..... 4.2	M. Anderson..... 4
2002	Portis..... 1,508	Portis..... 273	Portis..... 5.5	Portis..... 15
2003	Portis..... 1,591	Portis..... 290	Portis..... 5.5	Portis..... 14
2004	Droughns..... 1,240	Droughns..... 275	Droughns..... 4.5	Droughns..... 6
2005	M. Anderson..... 1,014	M. Anderson..... 239	T. Bell..... 5.3	M. Anderson..... 12
2006	T. Bell..... 1,025	T. Bell..... 233	T. Bell..... 4.4	M. Bell..... 8
2007	Young..... 729	Henry..... 167	Young..... 5.2	Henry..... 4
2008	Hillis..... 343	Pittman..... 76	Pittman..... 4.2	Hillis..... 5
2009	Moreno..... 947	Moreno..... 247	Buckhalter..... 5.4	Moreno..... 7
2010	Moreno..... 779	Moreno..... 182	Moreno..... 4.3	Tebow..... 6
2011	McGahee..... 1,199	McGahee..... 249	Tebow..... 5.4	Tebow..... 6
2012	McGahee..... 731	McGahee..... 167	McGahee..... 4.4	McGahee/Moreno..... 4
2013	Moreno..... 1,038	Moreno..... 241	Ball..... 4.7	Moreno..... 10
2014	C. Anderson..... 849	C. Anderson..... 179	C. Anderson..... 4.7	C. Anderson..... 8

PASSING

	YARDS	ATTEMPTS	COMPLETIONS
1960	Tripucka.....3,038	Tripucka.....478	Tripucka.....248
1961	Tripucka.....1,690	Tripucka.....344	Tripucka.....167
1962	Tripucka.....2,917	Tripucka.....440	Tripucka.....240
1963	Slaughter.....1,689	Slaughter.....223	Slaughter.....112
1964	Lee.....1,611	Lee.....265	Lee.....133
1965	McCormick.....1,292	McCormick.....253	McCormick.....103
1966	Choboian.....1,110	McCormick.....193	Choboian.....82
1967	Tensi.....1,915	Tensi.....325	Tensi.....131
1968	Briscoe.....1,589	Briscoe.....224	Briscoe.....93
1969	Tensi.....1,990	Tensi.....286	Tensi.....131
1970	Liske.....1,340	Liske.....238	Liske.....112
1971	Ramsey.....1,120	Ramsey.....178	Horn.....89
1972	Johnson.....1,783	Johnson.....238	Johnson.....132
1973	Johnson.....2,465	Johnson.....346	Johnson.....184
1974	Johnson.....1,969	Johnson.....244	Johnson.....136
1975	Ramsey.....1,562	Ramsey.....233	Ramsey.....128
1976	Ramsey.....1,931	Ramsey.....270	Ramsey.....128
1977	Morton.....1,929	Morton.....254	Morton.....131
1978	Morton.....1,802	Morton.....267	Morton.....146
1979	Morton.....2,626	Morton.....370	Morton.....204
1980	Morton.....2,150	Morton.....301	Morton.....183
1981	Morton.....3,195	Morton.....376	Morton.....225
1982	DeBerg.....1,405	DeBerg.....223	DeBerg.....131
1983	Elway.....1,663	Elway.....259	Elway.....123
1984	Elway.....2,598	Elway.....380	Elway.....214
1985	Elway.....3,891	Elway.....605	Elway.....327
1986	Elway.....3,485	Elway.....504	Elway.....280
1987	Elway.....3,198	Elway.....410	Elway.....224
1988	Elway.....3,309	Elway.....496	Elway.....274
1989	Elway.....3,051	Elway.....416	Elway.....223
1990	Elway.....3,526	Elway.....502	Elway.....294
1991	Elway.....3,253	Elway.....451	Elway.....242
1992	Elway.....2,242	Elway.....316	Elway.....174
1993	Elway.....4,030	Elway.....551	Elway.....348
1994	Elway.....3,490	Elway.....494	Elway.....307
1995	Elway.....3,970	Elway.....542	Elway.....316
1996	Elway.....3,328	Elway.....466	Elway.....287
1997	Elway.....3,635	Elway.....502	Elway.....280
1998	Elway.....2,806	Elway.....356	Elway.....210
1999	Griese.....3,032	Griese.....452	Griese.....261
2000	Griese.....2,688	Griese.....336	Griese.....216
2001	Griese.....2,827	Griese.....451	Griese.....275
2002	Griese.....3,214	Griese.....436	Griese.....291
2003	Plummer.....2,182	Plummer.....302	Plummer.....189
2004	Plummer.....4,089	Plummer.....521	Plummer.....303
2005	Plummer.....3,366	Plummer.....456	Plummer.....277
2006	Plummer.....1,994	Plummer.....317	Plummer.....175
2007	Cutler.....3,497	Cutler.....467	Cutler.....297
2008	Cutler.....4,526	Cutler.....616	Cutler.....384
2009	Orton.....3,802	Orton.....541	Orton.....336
2010	Orton.....3,653	Orton.....498	Orton.....293
2011	Tebow.....1,729	Tebow.....271	Tebow.....126
2012	Manning.....4,659	Manning.....583	Manning.....400
2013	Manning.....5,477	Manning.....659	Manning.....450
2014	Manning.....4,727	Manning.....597	Manning.....395

PASSING, CONT.

	COMP. PCT. (min. 50 att.)	TOUCHDOWNS	INTERCEPTIONS
1960	Tripucka..... .519	Tripucka.....24	Tripucka 34
1961	Tripucka..... .485	Tripucka.....10	Herring22
1962	Tripucka..... .545	Tripucka.....17	Tripucka.....25
1963	Breaux507	Slaughter.....12	Slaughter.....14
1964	Slaughter..... .513	Lee.....11	Lee.....20
1965	Lee..... .550	McCormick.....7	McCormick.....14
1966	Choboian503	McCormick.....6	McCormick.....15
1967	Tensi..... .403	Tensi.....16	Tensi.....17
1968	LeClair500	Briscoe14	Briscoe13
1969	Liske..... .530	Tensi.....14	Tensi.....12
1970	Liske..... .471	Liske.....7	Liske.....11
1971	Horn514	Ramsey.....5	Horn14
1972	Johnson..... .555	Johnson.....14	Johnson.....14
1973	Johnson..... .532	Johnson.....20	Johnson.....17
1974	Johnson..... .557	Johnson.....13	Johnson.....9
1975	Ramsey..... .549	Ramsey.....9	Ramsey.....14
1976	Ramsey..... .474	Ramsey.....11	Ramsey.....13
1977	Morton..... .516	Morton.....14	Morton.....8
1978	Weese..... .632	Morton.....11	Morton.....8
1979	Morton..... .551	Morton.....16	Morton.....19
1980	Morton..... .608	Morton.....12	Morton.....13
1981	Morton..... .598	Morton.....21	Morton.....14
1982	DeBerg..... .587	DeBerg.....7	DeBerg.....11
1983	DeBerg..... .553	DeBerg.....9	Elway14
1984	Kubiak..... .587	Elway18	Elway15
1985	Elway540	Elway22	Elway23
1986	Elway556	Elway19	Elway13
1987	Karcher..... .549	Elway19	Elway12
1988	Kubiak..... .623	Elway17	Elway19
1989	Kubiak..... .582	Elway18	Elway18
1990	Elway586	Elway15	Elway14
1991	Elway537	Elway13	Elway12
1992	Elway551	Elway10	Elway17
1993	Elway632	Elway25	Elway10
1994	Elway621	Elway16	Elway10
1995	Elway583	Elway26	Elway14
1996	Elway616	Elway26	Elway14
1997	Elway558	Elway27	Elway11
1998	Brister..... .595	Elway22	Elway10
1999	Griese577	Griese14	Griese14
2000	Griese643	Griese19	Frerotte.....8
2001	Griese610	Griese23	Griese19
2002	Griese667	Griese15	Griese15
2003	Plummer..... .626	Plummer.....15	Plummer.....7
2004	Plummer..... .582	Plummer.....27	Plummer.....20
2005	Plummer..... .607	Plummer.....18	Plummer.....7
2006	Cutler591	Plummer.....11	Plummer.....13
2007	Cutler636	Cutler20	Cutler14
2008	Cutler623	Cutler25	Cutler18
2009	Orton621	Orton21	Orton12
2010	Orton588	Orton20	Orton9
2011	Orton587	Tebow12	Orton7
2012	Manning686	Manning37	Manning11
2013	Manning683	Manning 55	Manning10
2014	Manning662	Manning39	Manning15

RECEIVING

	RECEPTIONS	YARDS	AVG. (min. 20 rec.)	TOUCHDOWNS
1960	Taylor 92	Taylor 1,235	Carmichael 19.3	Taylor 12
1961	Taylor 100	Taylor 1,176	Frazier 17.0	Frazier 6
1962	Taylor 77	Taylor 908	Scarpitto 19.1	Scarpitto 6
1963	Taylor 78	Taylor 1,101	Scarpitto 22.0	Taylor 10
1964	Taylor 76	Taylor 873	Dixon 15.4	Taylor 7
1965	Taylor 85	Taylor 1,131	Scarpitto 18.3	Taylor 6
1966	Haynes 46	Denson 725	Denson 20.1	Scarpitto 4
1967	Crabtree/Denson 46	Denson 899	Denson 19.5	Denson 11
1968	Crabtree 35	Crabtree 601	Denson 17.2	Crabtree/Denson 5
1969	Denson 53	Denson 809	Embree 16.2	Denson 10
1970	Denson 47	Denson 646	Whalen 14.0	Whalen 3
1971	Anderson 37	Simmons 403	Simmons 16.1	Harrison 2
1972	Sherman 38	Sherman 661	Sherman 17.4	Moses 5
1973	Odoms 43	Odoms 629	Moses 18.5	Moses 8
1974	Odoms 42	Odoms 639	Moses 16.4	Odoms 6
1975	Keyworth 42	Odoms 544	Dolbin 19.1	Dolbin/Odoms 3
1976	Armstrong 39	Moses 498	Moses 19.9	Moses 7
1977	Odoms 37	Moses 539	Moses 20.0	Moses 4
1978	Odoms 54	Odoms 829	Moses 20.1	Odoms 6
1979	Upchurch 64	Moses 943	Moses 17.5	Upchurch 7
1980	Jensen 49	Moses 674	Moses 17.7	Odoms 6
1981	Watson 60	Watson 1,244	Watson 20.7	Watson 13
1982	Parros 37	Watson 555	Upchurch 15.7	Upchurch 3
1983	Watson 59	Watson 1,133	Watson 19.2	Watson 5
1984	Watson 69	Watson 1,170	Watson 17.0	Watson 7
1985	Watson 61	Watson 915	Sampson 16.6	Watson 5
1986	Willhite 64	Jackson 738	Jackson 19.4	Winder 5
1987	V. Johnson 42	V. Johnson 684	Nattiel 20.3	V. Johnson 7
1988	V. Johnson 68	V. Johnson 896	Jackson 18.5	Jackson 6
1989	V. Johnson 76	V. Johnson 1,095	Young 18.3	V. Johnson 7
1990	Jackson 57	Jackson 926	Jackson 16.2	Jackson/Young 4
1991	Young 44	Young 629	Jackson 18.3	V. Johnson 3
1992	Sharpe 53	Jackson 745	Marshall 19.0	Jackson 8
1993	Sharpe 81	Sharpe 995	Russell 16.3	Sharpe 9
1994	Sharpe 87	Miller 1,107	Miller 18.5	Miller 5
1995	Sharpe 63	Miller 1,079	Miller 18.3	Miller 14
1996	Sharpe 80	Sharpe 1,062	Sharpe 13.3	Sharpe 10
1997	Sharpe 72	R. Smith 1,180	R. Smith 16.9	R. Smith 12
1998	R. Smith 86	R. Smith 1,222	McCaffrey 16.5	McCaffrey/Sharpe ... 10
1999	R. Smith 79	R. Smith 1,020	Chamberlain 15.3	McCaffrey 7
2000	McCaffrey 101	R. Smith 1,602	R. Smith 16.0	McCaffrey 9
2001	R. Smith 113	R. Smith 1,343	R. Smith 11.9	R. Smith 11
2002	R. Smith 89	R. Smith 1,027	Lelie 15.0	R. Smith 5
2003	R. Smith 74	R. Smith 845	Lelie 17.0	Sharpe 8
2004	R. Smith 79	R. Smith 1,144	Lelie 20.1	Lelie/R. Smith 7
2005	R. Smith 85	R. Smith 1,105	Lelie 18.3	R. Smith 6
2006	Walker 69	Walker 1,084	Walker 15.7	Walker 8
2007	Marshall 102	Marshall 1,325	Stokley 15.9	Marshall 7
2008	Marshall 104	Marshall 1,265	Scheffler 16.1	Marshall 6
2009	Marshall 101	Marshall 1,120	Gaffney 13.6	Marshall 10
2010	Lloyd 77	Lloyd 1,448	Lloyd 18.8	Lloyd 11
2011	Decker 44	Decker 612	D. Thomas 17.2	Decker 8
2012	D. Thomas 94	D. Thomas 1,434	D. Thomas 15.3	Decker 13
2013	D. Thomas 92	D. Thomas 1,430	D. Thomas 15.5	D. Thomas 14
2014	D. Thomas 111	D. Thomas 1,619	D. Thomas 14.6	J. Thomas 12

INTERCEPTIONS

	INTERCEPTIONS	YARDS	TOUCHDOWNS
1960	Gonsoulin 11	Gonsoulin 98	Pyeatt/Yelverton 1
1961	Nugent 7	McNamara 85	None 0
1962	Gonsoulin 7	Zeman 133	Four Players^ 1
1963	Gonsoulin 6	Gonsoulin 64	Gonsoulin 1
1964	Brown 9	Brown 140	Janik 1
1965	Gonsoulin 6	Wilson 118	Bramlett/Griffin/Wilson 1
1966	Brown/Sellers 3	Brown 37	None 0
1967	Sellers 7	Wilson 153	Wilson 2
1968	Jaquess 5	Jaquess 64	None 0
1969	Thompson 3	Thompson 92	Burrell/Thompson 1
1970	Martha 6	Martha 99	None 0
1971	Thompson 5	Thompson 83	Forsberg 1
1972	Mitchell 3	Preece 30	None 0
1973	Jones 4	Thompson 96	Mitchell/Thompson 1
1974	Jones/Thompson 5	Thompson 105	Thompson 1
1975	Gradishar 3	Thompson 97	Gradishar 1
1976	Jackson 7	Jackson 136	Rowser 2
1977	Thompson 5	Wright 128	T. Jackson/Wright 1
1978	B. Jackson/Foley 6	B. Jackson 128	T. Jackson 1
1979	Foley 6	Thompson 57	None 0
1980	Foley 4	Foley 115	Gradishar/Latimer 1
1981	Foley 5	Foley 81	None 0
1982	Kyle 3	Smith 29	None 0
1983	Wright 6	Harden 127	None 0
1984	Foley/Harden 6	Mecklenburg 105	Foley/Harden/Robbins/Woodard . 1
1985	Harden/L. Wright 5	Harden 100	Harden 1
1986	Harden 6	Harden 179	Harden 2
1987	Harden 4	Clark 105	Haynes/Hunley 1
1988	Harden 4	Robbins 66	None 0
1989	Braxton 6	Braxton 103	Braxton/Robbins 1
1990	Three Players* 2	Henderson 71	Henderson 1
1991	Atwater/D. Smith 5	Atwater 104	Braxton/Dimry 1
1992	Henderson/D. Smith . 4	Henderson 79	Henderson 1
1993	Smith/Braxton 3	Atwater 81	Croel 1
1994	Crockett/Hilliard/R. Jones . 2	Atwater 24	None 0
1995	Atwater 3	Atwater 54	None 0
1996	Braxton 9	Braxton 128	Braxton 1
1997	Braxton/Crockett/Gordon . 4	Braxton 113	Five Players# 1
1998	Gordon 4	Gordon 125	Crockett/Gordon 1
1999	James 5	James 59	Romanowski 1
2000	Buckley 6	Buckley 110	Spencer 2
2001	O'Neal 9	O'Neal 115	Walker 1
2002	O'Neal 5	O'Neal 70	O'Neal 2
2003	K. Herndon 3	K. Herndon 19	Gold 1
2004	Bailey 3	Hayward 76	E. Johnson/Wilson 1
2005	Bailey 8	Bailey 139	Bailey 2
2006	Bailey 10	Bailey 162	Bailey/Da. Williams 1
2007	Bly 5	Bly 71	None 0
2008	Bly 2	Barrett 34	None 0
2009	Goodman 5	Goodman 65	None 0
2010	Bailey/Hill/Thompson . 2	Hill 67	None 0
2011	Bailey/Goodman 2	Vaughn 55	Goodman/Haggan/Vaughn . 1
2012	Harris/Woodyard 3	Harris 144	Harris 2
2013	Three players& 3	Rodgers-Cromartie... 75	Rodgers-Cromartie 1
2014	Talib/R. Moore 4	Talib 62	Talib 2

*Atwater, Henderson, Montgomery. ^Gonsoulin, McGeever, McMillin, Zeman.

#Atwater, Braxton, Gordon, Mobley, Traylor. &Rodgers-Cromartie, Trevathan, Harris Jr.

PUNT RETURNS

	PUNT RETURNS	YARDS	AVG. (min. 10)
1960	Carmichael.....15	Carmichael.....101	Carmichael.....6.7
1961	Frazier.....18	Frazier.....231	Frazier.....12.8
1962	Mingo.....7	Zeman.....59	Zeman.....11.8
1963	Mitchell.....12	Mitchell.....141	Mitchell.....11.7
1964	Barry.....16	Barry.....149	Barry.....9.3
1965	Barry.....21	Barry.....210	Barry.....10.0
1966	Haynes.....10	Haynes.....119	Haynes.....11.9
1967	Little.....16	Little.....270	Little.....16.9
1968	Little.....24	Little.....261	Little.....10.9
1969	Thompson.....25	Thompson.....288	Thompson.....11.5
1970	Thompson.....23	Thompson.....233	Thompson.....10.1
1971	Thompson.....29	Thompson.....274	Thompson.....9.4
1972	Sherman.....10	Sherman.....89	Sherman.....8.9
1973	Thompson.....30	Thompson.....366	Thompson.....12.2
1974	Thompson.....26	Thompson.....350	Thompson.....13.5
1975	Upchurch.....27	Upchurch.....312	Thompson.....12.2
1976	Upchurch.....39	Upchurch.....536	Upchurch.....13.7
1977	Upchurch.....51	Upchurch.....653	Upchurch.....12.8
1978	Upchurch.....36	Upchurch.....493	Upchurch.....13.7
1979	Upchurch.....30	Upchurch.....304	Upchurch.....10.1
1980	Upchurch.....37	Upchurch.....353	Upchurch.....9.5
1981	Manning.....41	Manning.....378	Manning.....9.2
1982	Upchurch.....15	Upchurch.....242	Upchurch.....16.1
1983	Thomas.....33	Thomas.....368	Thomas.....11.2
1984	Willhite/Thomas.....20	Willhite.....200	Willhite.....10.0
1985	V. Johnson.....30	V. Johnson.....260	Willhite.....10.6
1986	Willhite.....42	Willhite.....468	Willhite.....11.1
1987	Clark.....18	Clark.....233	Clark.....12.9
1988	Nattiel.....22	Nattiel.....218	Nattiel.....9.9
1989	K. Bell.....21	K. Bell.....143	V. Johnson.....9.8
1990	Clark.....21	Clark.....159	V. Johnson.....8.4
1991	V. Johnson.....24	V. Johnson.....174	V. Johnson.....7.3
1992	Marshall.....33	Marshall.....349	Marshall.....10.6
1993	Milburn.....40	Milburn.....425	Milburn.....10.6
1994	Milburn.....41	Milburn.....379	Milburn.....9.2
1995	Milburn.....31	Milburn.....354	Milburn.....11.4
1996	Kinchen.....26	Kinchen.....300	R. Smith.....12.3
1997	Gordon.....40	Gordon.....543	Gordon.....13.6
1998	Gordon.....34	Gordon.....379	Gordon.....11.1
1999	Watson.....44	Watson.....334	Watson.....7.6
2000	O'Neal.....34	O'Neal.....354	O'Neal.....10.4
2001	O'Neal.....31	O'Neal.....405	O'Neal.....13.1
2002	O'Neal.....30	O'Neal.....251	O'Neal.....8.4
2003	O'Neal.....33	O'Neal.....315	O'Neal.....9.5
2004	R. Smith.....22	R. Smith.....223	R. Smith.....10.1
2005	Da. Williams.....17	Da. Williams.....148	Da. Williams.....8.7
2006	Da. Williams.....25	Da. Williams.....206	Da. Williams.....8.2
2007	Martinez.....14	Martinez.....157	Martinez.....11.2
2008	Royal.....14	Royal.....140	Royal.....10.0
2009	Royal.....30	Royal.....335	Royal.....11.2
2010	Royal.....25	Royal.....298	Royal.....11.9
2011	Cosby.....27	Cosby.....269	Royal.....16.2
2012	Holliday.....31	Holliday.....334	Holliday.....10.8
2013	Holliday.....32	Holliday.....271	Holliday.....8.5
2014	Burse.....29	Burse.....211	Burse.....7.3

KICKOFF RETURNS

	KICKOFF RETURNS	YARDS	AVG. (min. 13)
1960	Carmichael.....22	Carmichael.....581	Carmichael.....26.4
1961	Frazier.....18	Frazier.....504	Frazier.....28.0
1962	Frazier.....19	Frazier.....388	Frazier.....20.4
1963	Mitchell.....37	Mitchell.....954	Mitchell.....25.7
1964	Barry.....47	Barry.....1,245	Barry.....26.5
1965	Haynes.....34	Haynes.....901	Haynes.....26.5
1966	Sellers.....19	Sellers.....541	Sellers.....28.5
1967	Little.....35	Little.....942	Little.....26.9
1968	Little.....26	Little.....649	Little.....25.0
1969	Williams.....23	Williams.....574	Thompson.....28.5
1970	Anderson.....21	Anderson.....520	Anderson.....24.8
1971	Anderson.....8	Little.....199	Little.....28.3
1972	Montgomery.....29	Montgomery.....756	Montgomery.....26.1
1973	Armstrong.....20	Armstrong.....472	Armstrong.....23.6
1974	Armstrong.....16	Armstrong.....386	Armstrong.....24.1
1975	Upchurch.....40	Upchurch.....1,084	Upchurch.....27.1
1976	Upchurch.....22	Upchurch.....514	Perrin.....27.9
1977	Upchurch.....20	Upchurch.....456	Upchurch.....22.8
1978	Perrin.....12	Perrin.....256	Perrin.....21.3
1979	Pane.....18	Pane.....354	Pane.....19.7
1980	Brunson.....40	Brunson.....923	Brunson.....23.1
1981	Manning.....26	Manning.....514	Manning.....19.8
1982	Willhite.....17	Manning.....346	Manning.....23.1
1983	Thomas.....28	Thomas.....573	Thomas.....20.5
1984	Lang.....19	Lang.....404	Lang.....21.3
1985	V. Johnson.....30	V. Johnson.....740	V. Johnson.....24.7
1986	K. Bell.....23	K. Bell.....531	K. Bell.....23.1
1987	K. Bell.....15	K. Bell.....323	K. Bell.....21.5
1988	K. Bell.....36	K. Bell.....762	K. Bell.....21.2
1989	K. Bell.....30	K. Bell.....602	K. Bell.....20.1
1990	Clark.....20	Clark.....505	Clark.....25.3
1991	Montgomery.....26	Montgomery.....488	Montgomery.....18.8
1992	Montgomery.....21	Montgomery.....466	Montgomery.....22.2
1993	Russell.....18	Russell.....374	Russell.....20.8
1994	Milburn.....37	Milburn.....793	By'not'e.....22.7
1995	Milburn.....47	Milburn.....1,269	Milburn.....27.0
1996	Hebron.....45	Hebron.....1,099	Hebron.....24.4
1997	Hebron.....43	Hebron.....1,009	Hebron.....23.5
1998	Hebron.....46	Hebron.....1,216	Hebron.....26.4
1999	Watson.....48	Watson.....1,138	Watson.....23.7
2000	O'Neal.....46	O'Neal.....1,102	O'Neal.....24.0
2001	Cole.....48	Cole.....1,127	Kasper.....26.6
2002	Droughns.....20	Droughns.....516	Kasper.....26.2
2003	Cole.....30	Cole.....714	Cole.....23.8
2004	R. Alexander.....19	R. Alexander.....386	Droughns.....24.6
2005	Da. Williams.....18	Da. Williams.....431	Da. Williams.....23.9
2006	Clark.....23	Clark.....512	Morgan.....24.9
2007	Hall.....19	Hall.....475	Hall.....25.0
2008	Royal.....23	Royal.....600	Royal.....26.1
2009	Royal.....26	Royal.....621	Royal.....23.9
2010	Decker.....22	Decker.....556	Decker.....25.3
2011	Cosby.....17	Cosby.....457	Cosby.....26.9
2012	Bolden.....14	Holliday.....358	Bolden.....19.3
2013	Holliday.....28	Holliday.....775	Holliday.....27.7
2014	Bolden.....13	Bolden.....429	Bolden.....33.0

SCORING

TOUCHDOWNS			POINTS		
1960	Taylor.....	12	Mingo.....	123	
1961	Frazier/Stone.....	8	Frazier.....	50	
1962	Scarpitto.....	6	Mingo.....	137	
1963	Taylor.....	10	Mingo.....	83	
1964	Taylor.....	7	Taylor.....	42	
1965	Hayes/Gilchrist.....	7	Kroner.....	71	
1966	Scarpitto.....	5	Kroner.....	62	
1967	Denson.....	11	Denson.....	66	
1968	Crabtree/Little/Denson.....	5	Howfield.....	57	
1969	Denson.....	10	Howfield.....	75	
1970	Crenshaw.....	6	Howfield.....	81	
1971	Little.....	6	Turner.....	93	
1972	Little.....	13	Turner.....	97	
1973	Little.....	13	Turner.....	106	
1974	Armstrong.....	12	Armstrong.....	72	
1975	Five Players*.....	4	Turner.....	86	
1976	Moses.....	7	Turner.....	81	
1977	Five Players^.....	4	Turner.....	76	
1978	Odoms.....	6	Turner.....	64	
1979	Upchurch.....	7	Turner.....	71	
1980	Odoms.....	6	Steinfert.....	110	
1981	Watson.....	13	Steinfert.....	87	
1982	Upchurch.....	5	Karlis.....	48	
1983	Watson.....	5	Karlis.....	96	
1984	Watson.....	7	Karlis.....	101	
1985	Winder.....	8	Karlis.....	110	
1986	Winder.....	14	Karlis.....	104	
1987	V. Johnson/Winder.....	7	Karlis.....	91	
1988	Jackson/Sewell.....	6	Karlis.....	105	
1989	Humphrey.....	8	Treadwell.....	120	
1990	Humphrey.....	7	Treadwell.....	109	
1991	Elway.....	6	Treadwell.....	112	
1992	Jackson.....	8	Treadwell.....	88	
1993	Sharpe.....	9	Elam.....	119	
1994	L. Russell.....	9	Elam.....	119	
1995	Miller.....	14	Elam.....	132	
1996	Davis.....	15	Elam.....	109	
1997	Davis.....	15	Elam.....	124	
1998	Davis.....	23	Davis.....	138	
1999	Gary/McCaffrey.....	7	Elam.....	116	
2000	Anderson.....	15	Elam.....	103	
2001	R. Smith.....	11	Elam.....	124	
2002	Portis.....	17	Elam.....	120	
2003	Portis.....	14	Elam.....	120	
2004	Droughns.....	8	Elam.....	129	
2005	Anderson.....	13	Elam.....	115	
2006	Walker.....	9	Elam.....	115	
2007	Marshall.....	7	Elam.....	114	
2008	Hillis/Marshall.....	6	Prater.....	114	
2009	Marshall.....	10	Prater.....	122	
2010	Lloyd.....	11	Prater.....	76	
2011	Decker.....	9	Prater.....	87	
2012	Decker.....	13	Prater.....	133	
2013	D. Thomas.....	14	Prater.....	150	
2014	J. Thomas.....	12	J. Thomas.....	72	

*Keyworth, Dolbin, Little, Lynch, Odoms.

^Armstrong, Moses, Morton, Perrin, Upchurch.

FIELD GOALS AND PUNTING

	FIELD GOALS	PUNTING
1960	Mingo18-28, 643	Herring.....70-2,610, 37.3
1961	Hill5-15, 333	Herring.....80-3,149, 39.4
1962	Mingo27-39, 692	Fraser54-2,400, 44.4
1963	Mingo16-30, 533	Fraser78-3,595, 46.1
1964	Mingo8-12, 667	Fraser72-3,225, 44.7
1965	Kroner13-29, 448	Scarpitto67-2,833, 42.3
1966	Kroner14-25, 560	Scarpitto76-3,480, 45.8
1967	Humphreys7-15, 467	Scarpitto105-4,713, 44.9
1968	Howfield9-18, 500	Van Heusen.....88-3,853, 43.8
1969	Howfield13-29, 448	Hollomon47-1,868, 39.7
1970	Howfield18-32, 563	Van Heusen.....87-3,732, 42.9
1971	Turner25-38, 658	Van Heusen.....76-3,176, 41.8
1972	Turner20-29, 690	Van Heusen.....60-2,408, 40.1
1973	Turner22-33, 667	Van Heusen.....69-3,114, 45.1
1974	Turner11-21, 524	Van Heusen.....75-3,024, 40.3
1975	Turner21-28, 720	Van Heusen.....63-2,515, 39.9
1976	Turner15-21, 714	Weese52-1,852, 35.6
1977	Turner13-19, 684	Dilts.....90-3,525, 39.2
1978	Turner11-22, 500	Dilts.....96-3,494, 36.4
1979	Turner13-21, 619	Prestridge89-3,555, 39.9
1980	Steinfort26-34, 765	Prestridge70-3,076, 43.9
1981	Steinfort17-30, 567	Prestridge86-3,478, 40.4
1982	Karlis11-13, 846	Prestridge45-2,026, 45.0
1983	Karlis21-25, 840	Prestridge87-3,620, 41.6
1984	Karlis21-28, 750	Norman96-3,850, 40.1
1985	Karlis23-38, 605	Norman92-3,764, 40.9
1986	Karlis20-28, 715	Weil.....34-1,344, 39.5
1987	Karlis18-25, 720	Horan44-1,807, 41.1
1988	Karlis23-36, 639	Horan65-2,861, 44.0
1989	Treadwell27-33, 818	Horan77-3,111, 40.4
1990	Treadwell25-34, 735	Horan58-2,575, 44.4
1991	Treadwell27-36, 750	Horan72-3,012, 41.8
1992	Treadwell20-24, 833	Horan37-1,681, 45.4
1993	Elam.....26-35, 743	Rouen67-3,017, 45.0
1994	Elam.....30-37, 841	Rouen76-3,258, 42.9
1995	Elam.....31-38, 816	Rouen52-2,192, 42.2
1996	Elam.....21-28, 750	Rouen65-2,714, 41.8
1997	Elam.....26-36, 722	Rouen60-2,598, 43.3
1998	Elam.....23-27, 852	Rouen66-3,097, 46.9
1999	Elam.....29-36, 806	Rouen84-3,908, 46.5
2000	Elam.....18-24, 750	Rouen61-2,455, 40.2
2001	Elam.....31-36, 861	Rouen81-3,668, 45.3
2002	Elam.....26-36, 722	Rouen29-1,239, 42.7
2003	Elam.....27-31, 871	Knorr.....68-2,937, 43.2
2004	Elam.....29-34, 853	Knorr.....54-2,243, 41.5
2005	Elam.....24-32, 750	Sauerbrun72-3,157, 43.8
2006	Elam.....27-29, 931	Ernster80-3,338, 41.7
2007	Elam.....27-31, 871	Sauerbrun47-2,220, 46.8
2008	Prater.....25-34, 735	Kern46-2,150, 46.7
2009	Prater.....30-35, 857	Berger51-2,142, 42.0
2010	Prater.....16-18, 889	Colquitt86-3,835, 44.6
2011	Prater.....19-25, 760	Colquitt101-4,783, 47.4
2012	Prater.....26-32, 813	Colquitt67-3,105, 46.3
2013	Prater.....25-26, 962	Colquitt65-2,893, 44.5
2014	Barth.....15-16, 938	Colquitt69-3,049, 44.2

SACKS AND TACKLES

QUARTERBACK SACKS		TOTAL TACKLES	
1970	P. Smith.....11.5	Forsberg.....99	
1971	P. Smith.....12.0	Forsberg.....98	
1972	Alzado.....10.5	Alzado/Graham.....91	
1973	P. Smith.....11.0	P. Smith.....106	
1974	Alzado.....13.0	T. Jackson.....116	
1975	Alzado.....7.0	Gradishar.....177	
1976	Chavous.....8.0	Gradishar.....198	
1977	Alzado.....8.0	Gradishar.....219	
1978	Alzado.....9.0	Gradishar.....286	
1979	Manor.....6.5	Gradishar.....235	
1980	R. Jones.....11.5	Gradishar.....250	
1981	R. Jones.....9.5	Gradishar.....258	
1982	Chavous.....5.0	Gradishar.....151	
1983	T. Jackson.....5.5	Gradishar.....224	
1984	R. Jones.....11.0	Busick.....195	
1985	Mecklenburg.....13.0	Harden.....82	
1986	R. Jones.....13.5	Hunley.....164	
1987	R. Jones.....7.0	Ryan.....125	
1988	Fletcher.....9.0	Kragen.....140	
1989	Fletcher.....12.0	Mecklenburg.....143	
1990	Fletcher.....11.0	Brooks.....175	
1991	Fletcher.....13.5	Brooks.....153	
1992	Fletcher.....16.0	Brooks.....167	
1993	Fletcher.....13.5	Atwater.....141	
1994	Fletcher.....7.0	Alexander.....172	
1995	Perry.....6.0	Atwater.....148	
1996	A. Williams.....13.0	Romanowski.....128	
1997	Tanuvasa/N. Smith/A. Williams.....8.5	Mobley.....162	
1998	Pryce/Tanuvasa.....8.5	Mobley.....132	
1999	Pryce.....13.0	Cadrez.....97	
2000	Pryce.....12.0	Mobley.....133	
2001	Pryce/Romanowski.....7.0	Mobley.....133	
2002	Pryce.....9.0	Wilson.....199	
2003	Berry.....11.5	Wilson.....128	
2004	Hayward.....10.5	D.J. Williams.....114	
2005	Ekuban/Lynch/Pryce.....4.0	Gold.....106	
2006	Dumervil.....8.5	Wilson.....113	
2007	Dumervil.....12.5	D.J. Williams.....170	
2008	Dumervil/Ekuban.....5.0	Winborn.....117	
2009	Dumervil.....17.0	D.J. Williams.....122	
2010	D.J. Williams.....5.5	D.J. Williams.....119	
2011	Miller.....11.5	D.J. Williams.....90	
2012	Miller.....18.5	Woodyard.....114	
2013	Phillips.....10.0	Trevathan.....124	
2014	Miller.....14.0	B. Marshall.....110	

BRONCOS ALL-TIME SERVICE RECORDS (REGULAR SEASON)

Most Seasons with Denver

16	John Elway, 1983-98
15	Jason Elam, 1993-2007
	Tom Nalen, 1994-2008
14	Tom Jackson, 1973-86
	Dennis Smith, 1981-94
13	Barney Chavous, 1973-85
	Paul Howard, 1973-75, '77-86
	Ken Lanier, 1981-92, '94
	Rod Smith, 1995-2007
	Bill Thompson, 1969-81
12	Tyrone Braxton, 1987-93, '95-99
	Billy Bryan, 1977-88
	Dwayne Carswell, 1994-2005
	Rubin Carter, 1975-86
	Karl Mecklenburg, 1983-94
	Riley Odoms, 1972-83
	Shannon Sharpe, 1990-99, 2002-03
	Louis Wright, 1975-86

Most Games Played with Denver

236	Jason Elam, 1993-2007
234	John Elway, 1983-98
194	Tom Nalen, 1994-2008
191	Tom Jackson, 1973-86
187	Paul Howard, 1973-75, '77-86
184	Dennis Smith, 1981-94
183	Rod Smith, 1995-2007
182	Barney Chavous, 1973-85
180	Karl Mecklenburg, 1983-94
179	Bill Thompson, 1969-81

Most Consecutive Games Played with Denver

172	Simon Fletcher
	(1st in '85 through 16th in '95)
166	Ken Lanier
	(13th in '81 through 16th in '92)
156	Bill Thompson
	(1st in '71 through 16th in '81)

Most Consecutive Games Started with Denver

156	Bill Thompson
	(1st in '71 through 16th in '81)
140	Simon Fletcher
	(1st in '87 through 16th in '95)
131	Ken Lanier
	(9th in '84 through 16th in '92)

Most Games Started with Denver

231	John Elway, 1983-98
188	Tom Nalen, 1994-2008
178	Bill Thompson, 1969-81
177	Barney Chavous, 1973-85
	Tom Jackson, 1973-86
170	Dennis Smith, 1981-94
165	Ken Lanier, 1981-92, '94
163	Louis Wright, 1975-86
158	Rod Smith, 1995-2007
155	Steve Atwater, 1989-98

BRONCOS ALL-TIME RECORDS

INDIVIDUAL RECORDS — OFFENSE

TOTAL OFFENSE

MOST YARDS TOTAL OFFENSE

(COMBINED RUSHING AND PASSING YARDS)

Career

54,882	John Elway, 1983-98 (3,407/51,475)
14,814	Peyton Manning, 2012-14 (-49/14,836)
12,301	Jake Plummer, 2003-06 (670/11,631)
12,279	Brian Griese, 1998-2002 (516/11,763)
12,155	Craig Morton, 1977-82 (260/11,895)
9,447	Jay Cutler, 2006-08 (423/9,024)
8,620	Kyle Orton, 2009-11 (186/8,434)
7,651	Frank Tripucka, 1960-63 (-25/7,676)
7,607	Terrell Davis, 1995-2002 (7,607/0)
7,252	Charley Johnson, 1972-75 (14/7,238)

Season

5,446	Peyton Manning, 2013 (-31/5,477)
4,726	Jay Cutler, 2008 (200/4,526)
4,703	Peyton Manning, 2014 (-24/4,727)
4,665	Peyton Manning, 2012 (6/4,659)
4,291	Jake Plummer, 2004 (202/4,089)
4,183	John Elway, 1993 (153/4,030)
4,146	John Elway, 1995 (176/3,970)
4,144	John Elway, 1985 (253/3,891)
3,873	Kyle Orton, 2009 (71/3,802)
3,853	John Elway, 1997 (218/3,635)

Game

504	Plummer, vs. Atlanta, 10/31/04 (5/499)
487	Orton, vs. Indianapolis, 9/26/10 (11/476)
477	Manning, vs. Arizona, 10/5/14 (-2/479)
476	Cutler, at Cleveland, 11/6/08 (29/447)
460	Manning, vs. Baltimore, 9/5/13 (-2/462)
458	Frerotte, vs. San Diego, 11/19/00 (-4/462)
447	Orton, vs. Kansas City, 1/3/10 (16/431)
	Tripucka, at Buffalo, 9/15/62 (0/447)
445	C. Johnson, vs. Kansas City, 11/24/74 (0/445)
441	Manning, at New England, 11/2/14 (3/438)

MOST YARDS TOTAL OFFENSE BY A ROOKIE

(COMBINED RUSHING AND PASSING YARDS)

Season

1,897	Marlin Briscoe, 1968 (308/1,589)
1,816	Mickey Slaughter, 1963 (127/1,689)
1,809	John Elway, 1983 (146/1,663)
1,508	Clinton Portis, 2002 (1,508/0)
1,487	Mike Anderson, 2000 (1,487/0)

Game

368	Elway, vs. Baltimore, 12/11/83 (23/345)
335	Tebow, vs. Houston, 12/26/10 (27/308)
333	Briscoe, vs. Buffalo, 11/24/68 (0/333)
313	Choboian, vs. Miami, 12/4/66 (40/273)
305	Briscoe, at San Diego, 10/20/68 (68/237)

MOST TOTAL YARDS FROM SCRIMMAGE

(RUSHING AND RECEIVING)

Career

11,737	Rod Smith, 1995-2007 (348/11,389)
8,887	Terrell Davis, 1995-2002 (7,607/1,280)
8,741	Floyd Little, 1967-75 (6,323/2,418)
8,448	Shannon Sharpe, 1990-99, '02-03 (9/8,439)
6,892	Lionel Taylor, 1960-66 (20/6,872)
6,729	Sammy Winder, 1982-90 (5,427/1,302)
6,221	Ed McCaffrey, 1995-2003 (21/6,200)
6,131	Steve Watson, 1979-87 (19/6,112)
5,966	Riley Odoms, 1972-83 (211/5,755)
5,755	Otis Armstrong, 1973-80 (4,453/1,302)

Season

2,225	Terrell Davis, 1998 (2,008/217)
2,037	Terrell Davis, 1997 (1,750/287)
1,905	Clinton Portis, 2003 (1,591/314)
1,872	Clinton Portis, 2002 (1,508/364)
1,848	Terrell Davis, 1996 (1,538/310)
1,812	Otis Armstrong, 1974 (1,407/405)
1,701	Rod Smith, 2000 (99/1,601)
1,656	Mike Anderson, 2000 (1,487/169)
1,619	Demaryius Thomas, 2014 (0/1,619)
1,586	Knowshon Moreno, 2013 (1,038/548)

Game

256	Anderson, at New Orleans, 12/3/00 (251/5)
254	Portis, vs. Kansas City, 12/7/03 (218/36)
246	Portis, vs. Arizona, 12/29/02 (228/18)
236	Davis, at Buffalo, 10/26/97 (207/29) (OT)
	Little, vs. Buffalo, 11/24/68 (71/165)
230	Moreno, at New England, 11/24/13 (224/6)
228	Davis, vs. Cincinnati, 9/21/97 (215/13)
226	D. Thomas, vs. Arizona, 10/5/14 (0/226)
220	Portis, at Kansas City, 10/5/03 (141/79)
217	Armstrong, vs. Pittsburgh, 9/22/74 (131/86) (OT)

MOST TOTAL YARDS FROM SCRIMMAGE BY A ROOKIE

(RUSHING AND RECEIVING)

Season

1,872	Clinton Portis, 2002 (1,508/364)
1,656	Mike Anderson, 2000 (1,487/169)
1,484	Terrell Davis, 1995 (1,117/367)
1,318	Olandis Gary, 1999 (1,159/159)
1,307	Bobby Humphrey, 1989 (1,151/156)

Game

256	M. Anderson, at New Orleans, 12/3/00 (251/5)
246	Portis, vs. Arizona, 12/29/02 (228/18)
209	M. Anderson, at Seattle, 11/26/00 (195/14)
205	Portis, vs. Kansas City, 12/15/02 (130/75)
199	Gary, vs. Seattle, 12/19/99 (183/16)

MOST COMBINED YARDAGE

(RUSHING/RECEIVING/RETURNS)

Career

12,488	Rod Smith, 1995-2007 (348/11,389/751)
12,173	Floyd Little, 1967-75 (6,323/2,418/3,432)
10,081	Rick Upchurch, 1975-83 (349/4,369/5,363)
8,880	Terrell Davis, 1995-2002 (7,607/1,280/-7)
8,448	Shannon Sharpe, 1990-99, '02-03 (9/8,439/0)
7,455	Vance Johnson, 1985-93, '95 (44/5,695/1,716)
6,895	Lionel Taylor, 1960-66 (20/6,872/3)
6,786	Sammy Winder, 1982-90 (5,427/1,302/57)
6,634	Otis Armstrong, 1973-80 (4,453/1,302/879)
6,221	Ed McCaffrey, 1995-2003 (21/6,200/0)

Season

2,225	Terrell Davis, 1998 (2,008/217/0)
2,198	Otis Armstrong, 1974 (1,407/405/386)
2,080	Glyn Milburn, 1995 (266/191/1,623)
2,037	Terrell Davis, 1997 (1,750/287/0)
1,929	Rick Upchurch, 1975 (97/436/1,396)
1,922	Glyn Milburn, 1994 (201/549/1,172)
1,905	Clinton Portis, 2003 (1,591/314/0)
1,872	Clinton Portis, 2002 (1,508/364/0)
1,848	Terrell Davis, 1996 (1,538/310/0)
1,829	Eddie Royal, 2008 (109/980/740)

Game

404	Milburn, vs. Seattle, 12/10/95 (131/45/228)
295	Little, vs. Buffalo, 11/24/68 (71/165/59)
290	Swanson, at Kansas City, 10/18/87 (0/87/203)
289	Armstrong, vs. Pittsburgh, 9/22/74 (131/86/72)
284	Upchurch, vs. Kansas City, 9/21/75 (13/153/118)
271	Frazier, vs. Oakland, 10/15/61 (27/166/78)
256	M. Anderson, at New Orleans, 12/3/00 (251/5/0)
254	Portis, vs. Kansas City, 12/7/03 (218/36/0)
249	Royal, vs. Miami, 11/2/08 (0/69/180)
	Haynes, at Kansas City, 12/19/65 (83/114)

* - NFL Record

INDIVIDUAL RECORDS — OFFENSE / RUSHING

MOST COMBINED YARDAGE BY A ROOKIE (RUSHING/RECEIVING/RETURNS)

Season

1,929	Rick Upchurch, 1975 (97/436/1,396)
1,872	Clinton Portis, 2002 (1,508/364/0)
1,829	Eddie Royal, 2008 (109/980/740)
1,757	Vance Johnson, 1985 (36/721/1,000)
1,656	Mike Anderson, 2000 (1,487/169/0)

Game

284	Upchurch, vs. Kansas City, 9/21/75 (13/153/118)
256	Anderson, at New Orleans, 12/3/00 (251/5/0)
249	Royal, vs. Miami, 11/2/08 (0/69/180)
246	Portis, vs. Arizona, 12/29/02 (228/18/0)
240	Upchurch, vs. Oakland, 11/2/75 (17/76/147)

RUSHING

MOST ATTEMPTS

Career

1,655	Terrell Davis, 1995-2002
1,641	Floyd Little, 1967-75
1,495	Sammy Winder, 1982-90
1,023	Otis Armstrong, 1973-80
865	Mike Anderson, 2000-05
845	Knowshon Moreno, 2009-13
774	John Elway, 1983-98
699	Jon Keyworth, 1974-80
593	Bobby Humphrey, 1989-91
563	Clinton Portis, 2002-03

Season

392	Terrell Davis, 1998
369	Terrell Davis, 1997
345	Terrell Davis, 1996
297	Mike Anderson, 2000
296	Sammy Winder, 1984
294	Bobby Humphrey, 1989
290	Clinton Portis, 2003
288	Bobby Humphrey, 1990
284	Floyd Little, 1971
276	Olandis Gary, 1999

Game

42	Davis, at Buffalo, 10/26/97 (OT)
38	Droughns, at Oakland, 10/17/04
	Portis, vs. Cleveland, 12/14/03 (OT)
37	Moreno, at New England, 11/24/13
	M. Anderson, at New Orleans, 12/3/00
	Gary, vs. Green Bay, 10/17/99
34	Portis, at Oakland, 11/30/03
	Davis, at Kansas City, 11/16/97
	Humphrey, at Buffalo, 9/30/90
	Winder, at L.A. Raiders, 10/28/84 (OT)

MOST ATTEMPTS BY A ROOKIE

Season

297	Mike Anderson, 2000
294	Bobby Humphrey, 1989
276	Olandis Gary, 1999
273	Clinton Portis, 2002
247	Knowshon Moreno, 2009

Game

37	M. Anderson, at New Orleans, 12/3/00
	Gary, vs. Green Bay, 10/17/99
32	M. Anderson, at Oakland, 9/17/00
31	M. Anderson, vs. Atlanta, 9/10/00
	Humphrey, at L.A. Raiders, 12/3/89
	Humphrey, at Washington, 11/20/89

MOST RUSHING YARDS

Career

7,607	Terrell Davis, 1995-2002
6,323	Floyd Little, 1967-75
5,427	Sammy Winder, 1982-90
4,453	Otis Armstrong, 1973-80
3,822	Mike Anderson, 2000-05
3,468	Knowshon Moreno, 2009-13
3,407	John Elway, 1983-98
3,099	Clinton Portis, 2002-03
2,653	Jon Keyworth, 1974-80
2,591	Tatum Bell, 2004-06, '08

Season

2,008	Terrell Davis, 1998
1,750	Terrell Davis, 1997
1,591	Clinton Portis, 2003
1,538	Terrell Davis, 1996
1,508	Clinton Portis, 2002
1,487	Mike Anderson, 2000
1,407	Otis Armstrong, 1974
1,240	Reuben Droughns, 2004
1,202	Bobby Humphrey, 1990
1,199	Willis McGahee, 2011

Game

251	M. Anderson, at New Orleans, 12/3/00
228	Portis, vs. Arizona, 12/29/02
224	Moreno, at New England, 11/24/13
218	Portis, vs. Kansas City, 12/7/03
215	Davis, vs. Cincinnati, 9/21/97
208	Davis, at Seattle, 10/11/98
207	Davis, at Buffalo, 10/26/97 (OT)
195	M. Anderson, at Seattle, 11/26/00
194	Davis, vs. Baltimore, 10/20/96
193	Droughns, vs. Carolina, 10/10/04

MOST RUSHING YARDS BY A ROOKIE

Season

1,508	Clinton Portis, 2002
1,487	Mike Anderson, 2000
1,159	Olandis Gary, 1999
1,151	Bobby Humphrey, 1989
1,117	Terrell Davis, 1995

Game

251	M. Anderson, at New Orleans, 12/3/00
228	Portis, vs. Arizona, 12/29/02
195	M. Anderson, at Seattle, 11/26/00
187	M. Anderson, at Oakland, 9/17/00
185	Gary, at Detroit, 12/25/99

HIGHEST RUSHING AVERAGE

Career (min. 100 carries)

5.50	Clinton Portis, 2002-03 (563-3,099)
5.38	Tim Tebow, 2010-11 (165-887)
5.13	Selvin Young, 2007-08 (201-1,032)
4.94	Tatum Bell, 2004-06, '08 (525-2,591)
4.81	Vaughn Hebron, 1996-98 (107-515)
4.76	C.J. Anderson, 2013-present (186-887)
4.64	Willis McGahee, 2011-12 (416-1,930)
4.60	Terrell Davis, 1995-2002 (1,655-7,607)
4.44	Gerald Willhite, 1982-88 (380-1,688)
4.44	Reuben Droughns, 2002-04 (285-1,265)

Season (min. 100 carries)

5.52	Clinton Portis, 2002 (273-1,508)
5.49	Clinton Portis, 2003 (290-1,591)
5.41	Tim Tebow, 2011 (122-660)
5.35	Correll Buckhalter, 2009 (120-642)
5.35	Otis Armstrong, 1974 (263-1,407)
5.32	Tatum Bell, 2005 (173-921)
5.21	Selvin Young, 2007 (140-729)
5.12	Terrell Davis, 1998 (392-2,008)
5.01	Mike Anderson, 2000 (297-1,487)
4.99	Floyd Little, 1969 (146-729)

INDIVIDUAL RECORDS — RUSHING / PASSING

HIGHEST RUSHING AVERAGE, CONT.

Game (min. 8 rushes)

12.25	Green, vs. Houston, 10/18/92 (8-98)
11.79	Portis, vs. Chicago, 11/23/03 (14-165)
11.00	Rolle, vs. Oakland, 10/2/60 (9-99)
10.75	T. Bell, at San Diego, 12/28/08 (8-86)
	Portis, at San Diego, 9/14/03 (12-129)
10.58	T. Bell, vs. Washington, 10/9/05 (12-127)
10.38	Joe, at Boston, 10/18/63 (8-83)
10.33	Dawkins, at Kansas City, 10/7/73 (9-93)
10.13	Young, at Indianapolis, 9/30/07 (8-81)
10.00	Weese, at Chicago, 12/12/76 (12-120)

HIGHEST RUSHING AVERAGE BY A ROOKIE

Season (min. 100 carries)

5.52	Clinton Portis, 2002 (273-1,508)
5.21	Selvin Young, 2007 (140-729)
5.01	Mike Anderson, 2000 (297-1,487)
4.71	Terrell Davis, 1995 (237-1,117)
4.66	Montee Ball, 2013 (120-559)

Game (min. 8 rushes)

10.38	Joe, at Boston, 10/18/63 (8-83)
10.13	Young, at Indianapolis, 9/30/07 (8-81)
9.87	Keyworth, at Oakland, 11/24/74 (15-148)
9.75	Tebow, at Oakland, 12/9/07 (8-78)
9.50	Portis, vs. Arizona, 12/29/02 (24-228)

MOST RUSHING TOUCHDOWNS

Career

60	Terrell Davis, 1995-2002
43	Floyd Little, 1967-75
39	Sammy Winder, 1982-90
36	Mike Anderson, 2000-05
33	John Elway, 1983-98
29	Clinton Portis, 2002-03
26	Knowshon Moreno, 2009-13
25	Otis Armstrong, 1973-80
22	Jon Keyworth, 1973-80
17	Gerald Willhite, 1982-88

Season

21	Terrell Davis, 1998
15	Clinton Portis, 2002
	Mike Anderson, 2000
	Terrell Davis, 1997
14	Clinton Portis, 2003
13	Terrell Davis, 1996
12	Mike Anderson, 2005
	Floyd Little, 1973
10	Knowshon Moreno, 2013
	Jon Keyworth, 1974

Game

5	Portis, vs. Kansas City, 12/7/03
4	M. Anderson, at New Orleans, 12/3/00
3	14 times (last: C. Anderson, vs. Oakland, 12/28/14)

MOST RUSHING TOUCHDOWNS BY A ROOKIE

Season

15	Clinton Portis, 2002
	Mike Anderson, 2000
10	Jon Keyworth, 1974
8	Mike Bell, 2006
7	Knowshon Moreno, 2009
	Olandis Gary, 1999
	Terrell Davis, 1995
	Bobby Humphrey, 1989

Game

4	M. Anderson, at New Orleans, 12/3/00
3	Portis, vs. Kansas City, 12/15/02
	Keyworth, vs. Kansas City, 11/18/74
2	27 times (last: M. Ball, vs. Kansas City, 11/17/13)

MOST CONSECUTIVE GAMES SCORING BY RUSH

8	Terrell Davis, 1998
6	Terrell Davis, 1997-98 (last four, first two)
5	Mike Anderson, 2005
	Terrell Davis, 1997
	Sammy Winder, 1985

LONGEST SCORING RUN

82	Gene Mingo, vs. Oakland, 10/5/62
80	Mike Anderson, at Seattle, 11/26/00
	Floyd Little, at San Francisco, 10/25/70
72	Javon Walker, at Pittsburgh, 11/5/06
	Joe Dawkins, at Kansas City, 10/7/73
71	Terrell Davis, vs. Baltimore, 10/20/96
68	Billy Joe, at Boston, 10/18/63
67	Tatum Bell, vs. Philadelphia, 10/30/05
	Gaston Green, vs. Houston, 10/18/92
66	Billy Van Heusen, vs. Houston, 9/17/72

LONGEST SCORING RUN BY A ROOKIE

80	Mike Anderson, at Seattle, 11/26/00
68	Billy Joe, at Boston, 10/18/63
60	Terrell Davis, at Houston, 11/26/95
51	Clinton Portis, vs. Kansas City, 12/15/02
45	Olandis Gary, at Detroit, 12/25/99
	Fred Bukaty, vs. Buffalo, 11/19/61

LONGEST NON-SCORING RUN

71	Eddie Royal, vs. Buffalo, 12/21/08
	Olandis Gary, vs. Seattle, 12/19/99
70	Terrell Davis, at Seattle, 10/11/98
68	Tatum Bell, vs. New England, 10/16/05
	Henry Bell, vs. Los Angeles, 10/16/60
63	Jim Krieg, vs. San Diego, 12/10/72
	Bob Scarpitto, at San Diego, 10/30/66
62	Lonnie Perrin, vs. Baltimore, 11/27/77
60	Olandis Gary, at New England, 10/24/99
59	Clinton Portis, vs. Chicago, 11/23/03
	Clinton Portis, vs. Arizona, 12/29/02

LONGEST NON-SCORING RUN BY A ROOKIE

71	Eddie Royal, vs. Buffalo, 12/21/08
	Olandis Gary, vs. Seattle, 12/19/99
68	Henry Bell, vs. Los Angeles, 10/16/60
63	Jim Krieg, vs. San Diego, 12/10/72

PASSING

WINNING PERCENTAGE AS A STARTING QUARTERBACK

(min. 25 starts)

38-10 (.791)	Peyton Manning, 2012-14
39-15 (.722)	Jake Plummer, 2003-06
148-82-1 (.643)	John Elway, 1983-98
41-23 (.641)	Craig Morton, 1977-82
27-24 (.529)	Brian Griese, 1998-2002
20-18-3 (.524)	Charley Johnson, 1972-75
17-20 (.459)	Jay Cutler, 2006-08
14-17 (.452)	Steve Ramsey, 1971-76
12-22 (.353)	Kyle Orton, 2009-11
13-25-1 (.346)	Frank Tripucka, 1960-63

MOST PASSING YARDS

Career

51,475	John Elway, 1983-98
14,863	Peyton Manning, 2012-14
11,895	Craig Morton, 1977-82
11,763	Brian Griese, 1998-2002
11,631	Jake Plummer, 2003-06
9,024	Jay Cutler, 2006-08
8,434	Kyle Orton, 2009-11
7,676	Frank Tripucka, 1960-63
7,238	Charley Johnson, 1972-75
6,437	Steve Ramsey, 1971-76

Season

5,477	Peyton Manning, 2013
4,727	Peyton Manning, 2014
4,659	Peyton Manning, 2012
4,526	Jay Cutler, 2008
4,089	Jake Plummer, 2004
4,030	John Elway, 1993
3,970	John Elway, 1995
3,891	John Elway, 1985
3,802	Kyle Orton, 2009
3,653	Kyle Orton, 2010

* - NFL Record

INDIVIDUAL RECORDS — PASSING

MOST PASSING YARDS, CONT.

Game	
499	Plummer, vs. Atlanta, 10/31/04 (31-55)
479	Manning, vs. Arizona, 10/5/14 (31-47)
476	Orton, vs. Indianapolis, 9/26/10 (37-57)
462	Manning, vs. Baltimore, 9/5/13 (27-42)
	Frerotte, vs. San Diego, 11/19/00 (36-58)
447	Cutler, at Cleveland, 11/6/08 (24-42)
	Trippucka, at Buffalo, 9/15/62 (29-56)
445	C. Johnson, vs. Kansas City, 11/18/74 (28-42)
438	Manning, at New England, 11/2/14 (34-57)
432	Elway, at Seattle, 12/20/85 (24-42)

MOST PASSING YARDS BY A ROOKIE

Season	
1,689	Mickey Slaughter, 1963
1,663	John Elway, 1983
1,589	Marlin Briscoe, 1968
1,110	Max Choboian, 1966
1,001	Jay Cutler, 2006

Game	
345	Elway, vs. Baltimore, 12/11/83 (23-34)
335	Briscoe, vs. Buffalo, 11/24/68 (12-29)
308	Tebow, vs. Houston, 12/26/10 (16-29)
298	Slaughter, at Oakland, 12/15/63 (20-35)
284	Elway, vs. Cleveland, 12/4/83 (16-24)
275	Karcher, at Kansas City, 10-18-87 (25-39)

MOST ATTEMPTS

Career	
7,250	John Elway, 1983-98
1,839	Peyton Manning, 2012-14
1,678	Brian Griese, 1998-2002
1,596	Jake Plummer, 2003-06
1,594	Craig Morton, 1977-82
1,277	Frank Trippucka, 1960-63
1,220	Jay Cutler, 2006-08
1,194	Kyle Orton, 2009-11
970	Charley Johnson, 1972-75
919	Steve Ramsey, 1971-76

Season	
659	Peyton Manning, 2013
616	Jay Cutler, 2008
605	John Elway, 1985
597	Peyton Manning, 2014
583	Peyton Manning, 2012
551	John Elway, 1993
542	John Elway, 1995
541	Kyle Orton, 2009
521	Jake Plummer, 2004
504	John Elway, 1986

Game	
59	Manning, vs. Tennessee, 12/8/13
	Elway, at Green Bay, 10/10/93
58	Frerotte, vs. San Diego, 11/19/00
57	Orton, vs. Indianapolis, 9/26/10
	Manning, at New England, 11/2/14
56	Orton, vs. Kansas City, 1/3/10
	Trippucka, at Buffalo, 9/15/62
55	Plummer, vs. Atlanta, 10/31/04
54	Manning, at St. Louis, 11/16/14
53	Griese, at Baltimore, 9/30/02
	Slaughter, at Houston, 12/20/64

MOST ATTEMPTS BY A ROOKIE

Season	
259	John Elway, 1983
224	Marlin Briscoe, 1968
223	Mickey Slaughter, 1963
137	Jay Cutler, 2006
121	Tommy Maddox, 1992

Game	
44	Elway, vs. Baltimore, 12/11/83
36	Tebow, vs. San Diego, 1/2/11
34	Elway, at Kansas City, 12/18/83
33	Elway, vs. Philadelphia, 9/18/83
32	Cutler, vs. San Francisco, 12/31/06 (OT)

MOST COMPLETIONS

Career	
4,123	John Elway, 1983-98
1,245	Peyton Manning, 2012-14
1,044	Brian Griese, 1998-2002
944	Jake Plummer, 2003-06
907	Craig Morton, 1977-82
762	Jay Cutler, 2006-08
720	Kyle Orton, 2009-11
662	Frank Trippucka, 1960-63
517	Charley Johnson, 1972-75
456	Steve Ramsey, 1971-76

Season	
450	Peyton Manning, 2013
400	Peyton Manning, 2012
395	Peyton Manning, 2014
384	Jay Cutler, 2008
348	John Elway, 1993
336	Kyle Orton, 2009
327	John Elway, 1985
316	John Elway, 1995
307	John Elway, 1994
303	Jake Plummer, 2004

Game	
39	Manning, vs. Tennessee, 12/8/13
37	Orton, vs. Indianapolis, 9/26/10
36	Cutler, vs. San Diego, 9/14/08
	Frerotte, vs. San Diego, 11/19/00
	Elway, vs. San Diego, 9/4/94
35	Orton, at Tennessee, 10/3/10
	Orton, vs. New England, 10/11/09
	Griese, at Baltimore, 9/30/02
34	Griese, vs. Oakland, 11/11/02
	Slaughter, at Houston, 12/20/64
	Manning, at New England, 11/2/14
	Manning, at St. Louis, 11/16/14

MOST COMPLETIONS BY A ROOKIE

Season	
123	John Elway, 1983
112	Mickey Slaughter, 1963
93	Marlin Briscoe, 1968
81	Jay Cutler, 2006
66	Tommy Maddox, 1992

Game	
23	Elway, vs. Baltimore, 12/11/83
21	Cutler, vs. San Francisco, 12/31/06 (OT)
	Cutler, at Arizona, 12/17/06
18	Maddox, at L.A. Raiders, 11/22/92
	Elway, vs. Philadelphia, 9/18/83

HIGHEST COMPLETION PERCENTAGE

Career (min. 100 passes)	
.677	Peyton Manning, 2012-14 (1,245-1,839)
.626	Hugh Millen, 1994-95 (107-171)
.625	Jay Cutler, 2006-08 (762-1,220)
.622	Brian Griese, 1998-2002 (1,044-1,678)
.603	Kyle Orton, 2009-11 (720-1,194)
.600	Gus Frerotte, 2000-01 (168-280)
	Bobby Brister, 1997-99 (96-160)
.591	Jake Plummer, 2003-06 (944-1,596)
.581	Gary Kubiak, 1983-91 (173-298)
.575	Steve DeBerg, 1981-83 (314-546)

Season (min. 50 passes)	
.686	Peyton Manning, 2012 (400-583)
.683	Peyton Manning, 2013 (450-659)
.667	Brian Griese, 2002 (291-436)
.662	Peyton Manning, 2014 (395-597)
.643	Brian Griese, 2000 (216-336)
.636	Jay Cutler, 2007 (297-467)
.632	Norris Weese, 1978 (55-87)
.632	John Elway, 1993 (348-551)
.626	Jake Plummer, 2003 (189-302)
.623	Jay Cutler, 2008 (384-616)

INDIVIDUAL RECORDS — PASSING

HIGHEST COMPLETION PERCENTAGE, CONT.

Game (min. 10 passes)

.944	Morton, vs. San Diego, 9/27/81 (17-18)
.917	Elway, at L.A. Raiders, 11/2/86 (11-12)
.893	Manning, at Oakland, 12/29/13 (25-28)
.865	Manning, vs. Oakland, 9/23/13 (32-37)
.864	Morton, vs. Kansas City, 12/20/78 (19-22)
.846	Manning, vs. San Francisco, 10/19/14 (22-26)
.842	Elway, vs. Minnesota, 11/18/84 (16-19)
.833	Ramsey, vs. Cleveland, 10/19/75 (10-12)
.826	Millen, at San Francisco, 12/17/94 (19-23)

HIGHEST COMPLETION PERCENTAGE BY A ROOKIE

Season (min. 50 passes)

.591	Jay Cutler, 2006 (81-137)
.540	Tommy Maddox, 1992 (66-121)
.502	Mickey Slaughter, 1963 (112-223)
.500	Tim Tebow, 2010 (41-82)
.475	John Elway, 1983 (123-259)

MOST TOUCHDOWN PASSES

Career

300	John Elway, 1983-98
131	Peyton Manning, 2012-14
74	Craig Morton, 1977-82
71	Jake Plummer, 2003-06
	Brian Griese, 1998-2002
54	Jay Cutler, 2006-08
52	Charley Johnson, 1972-75
51	Frank Tripucka, 1960-63
49	Kyle Orton, 2009-11
38	Steve Tensi, 1967-70

Season

.55	Peyton Manning, 2013
.39	Peyton Manning, 2014
.37	Peyton Manning, 2012
.27	Jake Plummer, 2004
	John Elway, 1997
.26	John Elway, 1996
	John Elway, 1995
.25	Jay Cutler, 2008
	John Elway, 1993
.24	Frank Tripucka, 1960
.23	Brian Griese, 2001

* - NFL Record

Game

7	Manning, vs. Baltimore, 9/5/13
5	Manning, at Kansas City, 12/1/13
	Frerotte, vs. San Diego, 11/19/00
	Elway, vs. Minnesota, 11/18/84
	Tripucka, vs. Buffalo, 10/28/62
	Manning at Oakland, 11/9/14
4	33 times (last: Manning, vs. Miami, 11/23/14)

* - NFL Record (tie)

MOST TOUCHDOWN PASSES BY A ROOKIE

Season

14	Marlin Briscoe, 1968
13	Mickey Slaughter, 1963
9	Jay Cutler, 2006
7	John Elway, 1983
5	Tim Tebow, 2010
	Tommy Maddox, 1992

Game

4	Elway, vs. Baltimore, 12/11/83
	Briscoe, vs. Buffalo, 11/24/68
3	Maddox, vs. Dallas, 12/6/92; Briscoe, vs. San Diego, 12/1/68; Briscoe, at San Diego, 10/20/68

MOST INTERCEPTIONS THROWN

Career

226	John Elway, 1983-98
85	Frank Tripucka, 1960-63
65	Craig Morton, 1977-82
58	Steve Ramsey, 1971-76
53	Brian Griese, 1998-2002
52	Charley Johnson, 1972-75

47	Jake Plummer, 2003-06
45	Steve Tensi, 1967-70
38	Mickey Slaughter, 1963-66
37	Jay Cutler, 2006-08

Season

34	Frank Tripucka, 1960
25	Frank Tripucka, 1962
23	John Elway, 1985
22	George Herring, 1961
21	Frank Tripucka, 1961
20	Jake Plummer, 2004
	Jacky Lee, 1964
19	Brian Griese, 2001
	John Elway, 1988
	Craig Morton, 1979

Game

6	Horn, at Green Bay, 9/26/71
	Herring, at Houston, 11/26/61
5	Nine times (last: Elway, vs. Kansas City, 12/14/85)

MOST INTERCEPTIONS THROWN BY A ROOKIE

Season

15	Mickey Slaughter, 1963
14	John Elway, 1983
13	Marlin Briscoe, 1968
9	Tommy Maddox, 1992
5	Jay Cutler, 2006

Game

5	Slaughter, vs. Houston, 10/13/63
4	Five times (last: Maddox, vs. Dallas, 12/6/92)

BEST INTERCEPTION AVOIDANCE PERCENTAGE

Career (min. 100 passes)

.018	Hugh Millen, 1994-95 (3-171)
.020	Peyton Manning, 2012-14 (36-1,839)
.023	Kyle Orton, 2009-11 (28-1,194)
.025	Tim Tebow, 2010-11 (9-353)
.029	Gus Frerotte, 2000-01 (8-280)
.029	Jake Plummer, 2003-06 (47-1,596)
.030	Jay Cutler, 2006-08 (37-1,220)
.031	John Elway, 1983-98 (226-7,250)
.032	Brian Griese, 1998-2002 (53-1,678)
.035	Ken Karcher, 1987-88 (4-114)

Season (min. 50 passes)

.012	Brian Griese, 2000 (4-336)
.012	Chris Miller, 1999 (1-81)
.013	Gary Kubiak, 1984 (1-75)
.015	Peyton Manning, 2013 (10-659)
.015	Jake Plummer, 2005 (7-456)
.018	Kyle Orton, 2010 (9-498)
.018	John Elway, 1993 (10-551)
.019	Peyton Manning, 2012 (11-583)
.020	John Elway, 1994 (10-494)
.022	John Elway, 1997 (11-502)

HIGHEST AVERAGE GAIN PER ATTEMPT

Career (min. 100 passes)

8.08	Peyton Manning, 2012-14 (1,839-14,863)
7.52	Norris Weese, 1976-79 (251-1,887)
7.46	Craig Morton, 1977-82 (1,594-11,895)
7.46	Charley Johnson, 1972-75 (970-7,238)
7.44	Gus Frerotte, 2000-01 (280-2,084)
7.40	Jay Cutler, 2006-08 (1,220-9,024)
7.30	Steve Beuerlein, 2002-03 (180-1,314)
7.29	Jake Plummer, 2003-06 (1,596-11,631)
7.12	George Shaw, 1962 (110-783)
7.10	John Elway, 1983-98 (7,250-51,475)

Season (min. 50 passes)

8.65	Jacky Lee, 1965 (80-692)
8.50	Craig Morton, 1981 (376-3,195)
8.31	Peyton Manning, 2013 (659-5,477)
8.31	Norris Weese, 1978 (87-723)
8.07	Charley Johnson, 1974 (244-1,969)
8.00	Brian Griese, 2000 (336-2,688)
7.99	Peyton Manning, 2012 (583-4,659)
7.98	Tim Tebow, 2010 (82-654)
7.92	Peyton Manning, 2014 (597-4,727)
7.91	Steve Beuerlein, 2002 (117-925)

INDIVIDUAL RECORDS — PASSING

HIGHEST AVERAGE GAIN PER ATTEMPT, CONT.

Game (min. 12 passes)

17.11	Morton, vs. San Diego, 9/27/81 (18-308)
16.45	Johnson, vs. Kansas City, 9/21/75 (20-329)
15.70	Morton, vs. Detroit, 10/11/81 (18-283)
14.00	Plummer, at Indianapolis, 12/21/03 (17-238)
13.67	Tensi, vs. Boston, 9/14/69 (15-205)

HIGHEST AVERAGE GAIN PER ATTEMPT BY A ROOKIE

Season (min. 50 passes)

7.98	Tim Tebow, 2010 (82-654)
7.57	Mickey Slaughter, 1963 (223-1,689)
7.31	Jay Cutler, 2006 (137-1,001)
7.09	Marlin Briscoe, 1968 (224-1,589)
6.42	John Elway, 1983 (259-1,663)
6.26	Tommy Maddox, 1992 (121-757)

HIGHEST AVERAGE GAIN PER COMPLETION

Career (min. 100 passes)

17.09	Marlin Briscoe, 1968 (93-1,589)
15.98	George Shaw, 1962 (49-783)
14.81	Steve Tensi, 1967-70 (348-5,153)
14.27	Tim Tebow, 2010-11 (167-2,383)
14.12	Steve Ramsey, 1971-76 (456-6,437)
14.00	Charley Johnson, 1972-75 (517-7,238)
13.54	Max Choboian, 1966 (82-1,110)
13.48	John McCormick, 1963-68 (207-2,791)
13.36	Don Breaux, 1963 (70-935)
13.20	Norris Weese, 1976-79 (143-1,887)

Season (min. 50 passes)

17.94	John Huftnagel, 1975 (16-287)
17.09	Marlin Briscoe, 1968 (93-1,589)
16.15	Steve Ramsey, 1972 (65-1,050)
15.98	George Shaw, 1962 (49-783)
15.95	Tim Tebow, 2010 (41-654)
15.73	Jacky Lee, 1965 (44-692)
15.71	Charley Johnson, 1975 (65-1,021)
15.19	Steve Tensi, 1969 (131-1,990)
15.09	Steve Ramsey, 1976 (128-1,931)
15.08	Mickey Slaughter, 1963 (112-1,689)

Game (min. 12 passes)

27.92	Briscoe, vs. Buffalo, 11/24/68 (12-335)
27.42	Johnson, vs. Kansas City, 9/21/75 (12-329)
25.23	McCormick, at Buffalo, 12/18/66 (13-328)
23.90	Breaux, vs. Buffalo, 11/3/63 (10-239)
23.73	Ramsey, vs. Houston, 9/17/73 (11-261)

HIGHEST PASSER RATING

Career (min. 100 passes)

107.8	Peyton Manning, 2012-14 (1,839 att.)
87.1	Jay Cutler, 2006-08 (1,220 att.)
86.5	Bubby Brister, 1997-99 (160 att.)
85.7	Kyle Orton, 2009-11 (1,194 att.)
85.5	Gus Frerotte, 2000-01 (280 att.)
84.3	Jake Plummer, 2003-06 (1,596 att.)
84.1	Brian Griese, 1998-2002 (1,678 att.)
79.9	John Elway, 1983-98 (7,250 att.)
79.3	Hugh Millen, 1994-95 (171 att.)
79.1	Craig Morton, 1977-82 (1,594 att.)

Season (min. 50 passes)

115.1	Peyton Manning, 2013 (659 att.)
105.8	Peyton Manning, 2012 (583 att.)
102.9	Brian Griese, 2000 (336 att.)
101.5	Peyton Manning, 2014 (597 att.)
99.0	Bubby Brister, 1998 (131 att.)
93.0	John Elway, 1998 (356 att.)
92.8	John Elway, 1993 (551 att.)
91.2	Jake Plummer, 2003 (302 att.)
90.5	Craig Morton, 1981 (376 att.)
90.2	Jake Plummer, 2005 (456 att.)

HIGHEST PASSER RATING BY A ROOKIE

Season (min. 50 passes)

88.5	Jay Cutler, 2006
82.1	Tim Tebow, 2010
73.5	Ken Karcher, 1987
71.4	Don Breaux, 1963
66.9	Mickey Slaughter, 1963

MOST CONSECUTIVE GAMES WITH A TOUCHDOWN PASS

44	Manning, 2012-14
23	Griese, 2001-02 (15 games in 2001; did not play in one game, first eight of 2002)
17	Orton, 2009-10 (last 6 games of 20, first 11 of 2010)
15	Elway, 1995-96 (last 12 games of 1995, first three of 1996)
13	Elway, 1985-86 (last 7 games of 1985, first 6 of 1986)
12	Elway, 1992-93 (last game of 1992, first 11 games of 1993)
11	Cutler, 2007-08 (last game of 2007, first 10 games of 2008)
10	Elway, 1996 (5th through 15th; did not play in one game)
	Johnson, 1973-74 (last 8 games of 1973, first 2 games of 1974)
9	Six times (last: Cutler, 2006-07 (last 5 games of 2006, first 4 games of 2007))

MOST CONSECUTIVE COMPLETIONS

20	Millen, last 7 at L.A. Raiders, 12/11/94 and first 13 at S.F., 12/17/94
18	DeBerg, at L.A. Rams (17), 12/12/82 and vs. Kansas City (1), 12/19/82
17	Griese, at Arizona, 9/23/01
16	Plummer, vs. Detroit, 9/28/03 and Morton, vs. Kansas City, 12/10/78
15	Manning, vs. Oakland, 9/23/13
14	Elway, vs. Seattle (5), 11/2/97 and vs. Carolina (9), 11/9/97
13	Manning, at San Diego, 10/15/12 and Manning, at Carolina, 11/11/12
12	Manning, at Oakland, 12/29/13
	Griese, at San Diego, 10/8/00

MOST CONSECUTIVE PASSES WITHOUT AN INTERCEPTION

229	Plummer, 2005 (2nd through 11th)
226	Manning, 2012-13 (15th Game in 2012 through 5th game in 2013)
190	Elway, 1997 (8th through 14th)
176	Manning, 2012 (2nd through 6th)
136	Elway, 1990-91 (15th game in 1990 through 4th game in 1991)

LONGEST SCORING PASS

97	George Shaw to Jerry Tarr, at Boston, 9/21/62
96	Frank Tripucka to Al Frazier, at Buffalo, 9/15/62
95	Craig Morton to Steve Watson, vs. Detroit, 10/11/81
93	Jay Cutler to Eddie Royal, at Cleveland, 11/6/08
	Craig Morton to Steve Watson, vs. San Diego, 9/27/85
90	Charley Johnson to Rick Upchurch, vs. Kansas City, 9/21/75
	John McCormick to Bob Scarpitto, vs. Houston, 10/17/65
87	Kyle Orton to Brandon Stokley, at Cincinnati, 9/13/09
	Frank Tripucka to Al Frazier, vs. San Diego, 11/12/61
86	Peyton Manning to Demaryius Thomas vs. Arizona, 10/5/14

LONGEST NON-SCORING PASS

88	Brian Griese to Byron Chamberlain, vs. Green Bay, 10/17/99
86	John Elway to Vance Johnson, vs. L.A. Raiders, 9/26/88
	Craig Morton to Steve Watson, vs. Kansas City, 12/6/81
78	John Elway to Rod Smith, vs. Kansas City, 8/31/97
77	Peyton Manning to Demaryius Thomas at Kansas City, 12/1/13

INDIVIDUAL RECORDS — PASSING / RECEIVING

LONGEST COMPLETION BY A ROOKIE

81	Arthur Marshall (WR) to Cedric Tillman, vs. Dallas, 12/6/92 (TD)
78	Gary Kubiak to Steve Watson, vs. Seattle, 11/20/83 (TD)
74	Mickey Slaughter to Bill Groman, at Buffalo, 11/9/63
71	Jay Cutler to Brandon Marshall, vs. Seattle, 12/3/06 (TD)
54	Jay Cutler to Javon Walker, at Arizona, 12/17/06 (TD)

RECEIVING

MOST RECEPTIONS

Career

849	Rod Smith, 1995-2007
675	Shannon Sharpe, 1990-99, '02-03
543	Lionel Taylor, 1960-66
462	Ed McCaffrey, 1995-2003
415	Vance Johnson, 1985-93, '95
396	Riley Odoms, 1972-83
353	Steve Watson, 1979-87
351	Demaryius Thomas, 2010-14
327	Brandon Marshall, 2006-09
302	Haven Moses, 1972-81

Season

113	Rod Smith, 2001
111	Demaryius Thomas, 2014
104	Brandon Marshall, 2008
102	Brandon Marshall, 2007
101	Brandon Marshall, 2009
	Ed McCaffrey, 2000
	Emmanuel Sanders, 2014
100	Rod Smith, 2000
	Lionel Taylor, 1961
94	Demaryius Thomas, 2012

Game

*21	Marshall, at Indianapolis, 12/13/09
18	Marshall, vs. San Diego, 9/14/08
14	Gaffney, vs. Kansas City, 1/3/10
	R. Smith, at Arizona, 9/23/01
13	R. Smith, vs. New England, 10/1/00
	Sharpe, vs. San Diego, 10/6/96
	B. Anderson, vs. Chicago, 9/30/73
	Taylor, vs. Oakland, 11/29/64
12	Gaffney, vs. Indianapolis, 9/26/10
	Sharpe, at Kansas City, 10/20/02 (OT)
	Taylor, at Boston, 9/21/62

* - NFL Record

MOST RECEPTIONS BY A ROOKIE

Season

91	Eddie Royal, 2008
51	Vance Johnson, 1985
49	Terrell Davis, 1995
38	Mark Jackson, 1986
	Glyn Milburn, 1993

Game

11	Royal, at San Diego, 12/28/08
9	Royal, at New England, 10/20/08
	Royal, at Kansas City, 9/28/08
	Royal, at Oakland, 9/8/08
8	Three times (last: Thomas, vs. Seattle, 9/19/10)

MOST RECEIVING YARDS

Career

11,389	Rod Smith, 1995-2007
8,439	Shannon Sharpe, 1990-99, '02-03
6,872	Lionel Taylor, 1960-66
6,200	Ed McCaffrey, 1995-2003
6,112	Steve Watson, 1979-87
5,755	Riley Odoms, 1972-83
5,695	Vance Johnson, 1985-93, '95
5,450	Haven Moses, 1972-81
5,317	Demaryius Thomas, 2010-14
4,746	Mark Jackson, 1986-92

Season

1,619	Demaryius Thomas, 2014
1,602	Rod Smith, 2000
1,448	Brandon Lloyd, 2010
1,434	Demaryius Thomas, 2012
1,430	Demaryius Thomas, 2013
1,404	Emmanuel Sanders, 2014
1,343	Rod Smith, 2001
1,325	Brandon Marshall, 2007
1,317	Ed McCaffrey, 2000
1,288	Eric Decker, 2013
1,265	Brandon Marshall, 2008

Game

226	D. Thomas, vs. Arizona, 10/5/14
214	Sharpe, at Kansas City, 10/20/02 (OT)
213	Gaffney, vs. Kansas City, 1/3/10
208	R. Smith, vs. Atlanta, 10/31/04
200	Marshall, at Indianapolis, 12/13/09
199	Taylor, vs. Buffalo, 11/27/60
187	R. Smith, vs. San Diego, 11/19/00
183	Watson, at L.A. Rams, 12/12/82
182	Watson, vs. Detroit, 10/11/81
180	D. Thomas, at New England, 10/7/12
	Sharpe, vs. Buffalo, 9/3/95

MOST RECEIVING YARDS BY A ROOKIE

Season

980	Eddie Royal, 2008
738	Mark Jackson, 1986
721	Vance Johnson, 1985
525	Ashley Lelie, 2002
493	Arthur Marshall, 1992

Game

164	Royal, at Cleveland, 11/6/08
153	Upchurch, vs. Kansas City, 9/21/75
152	Tarr, at Boston, 9/21/62
146	Royal, at Oakland, 9/8/08
134	A. Marshall, vs. N.Y. Jets, 11/8/92

MOST TOUCHDOWN RECEPTIONS

Career

68	Rod Smith, 1995-2007
55	Shannon Sharpe, 1990-99, '02-03
46	Ed McCaffrey, 1995-2003
44	Haven Moses, 1972-81
	Lionel Taylor, 1960-66
41	Riley Odoms, 1972-81
	Demaryius Thomas, 2010-14
37	Vance Johnson, 1985-93, '95
36	Steve Watson, 1979-87
33	Eric Decker, 2010-13
32	Al Denson, 1964-70

Season

14	Demaryius Thomas, 2013
	Anthony Miller, 1995
13	Eric Decker, 2012
	Steve Watson, 1981
12	Rod Smith, 1997
	Lionel Taylor, 1960
	Julius Thomas, 2013
	Julius Thomas, 2014
11	Eric Decker, 2013
	Brandon Lloyd, 2010
	Rod Smith, 2001
	Al Denson, 1967
	D. Thomas, 2014

Game

4	Decker, at Kansas City, 12/1/13
3	15 times (last: D. Thomas, vs. Miami, 11/23/14)

INDIVIDUAL RECORDS — RECEIVING / PUNTING

MOST TOUCHDOWN RECEPTIONS BY A ROOKIE

Season	
5	Eddie Royal, 2008
4	Tony Scheffler, 2006
	Rick Massie, 1987
3	Glyn Milburn, 1993
	Melvin Bratton, 1989
	Vance Johnson, 1985
	Clarence Kay, 1984
	Clint Sampson, 1983
	Billy Van Heusen, 1968
2	Six times (last: Demaryius Thomas, 2010)
Game	
2	Scheffler, at San Diego, 12/10/06
	Sampson, vs. Cleveland, 12/4/83
1	Many (last: Decker, vs. San Diego, 1/2/11)

HIGHEST AVERAGE GAIN PER RECEPTION

Career (min. 50 receptions)

20.5	Bill Van Heusen, 1968-76 (82-1,684)
17.8	Brandon Lloyd, 2009-11 (104-1,848)
18.0	Haven Moses, 1972-81 (302-5,450)
17.9	Ashley Lelie, 2002-05 (168-3,007)
17.4	Al Frazier, 1961-63 (58-1,010)
17.3	Steve Watson, 1979-1987 (353-6,112)
17.2	Mark Jackson, 1986-92 (276-4,746)
16.8	Bob Scarpitto, 1962-67 (145-2,439)
16.8	Mike Haffner, 1968-70 (59-991)
16.8	Jack Dolbin, 1975-79 (94-1,576)

Season (min. 20 receptions)

22.0	Bob Scarpitto, 1963 (21-463)
20.7	Steve Watson, 1981 (60-1,244)
20.3	Ricky Nattiel, 1987 (31-630)
20.1	Al Denson, 1966 (36-725)
20.1	Haven Moses, 1974 (37-744)
20.1	Ashley Lelie, 2004 (54-1,084)
20.0	Haven Moses, 1977 (27-539)
19.9	Haven Moses, 1976 (25-498)
19.5	Al Denson, 1967 (46-899)
19.4	Mark Jackson, 1986 (38-738)

Game (min. 4 receptions)

41.3	Little, vs. Buffalo, 11/24/68 (4-165)
38.0	Tarr, at Boston, 9/21/62 (4-152)
36.4	Watson, vs. Detroit, 10/11/81 (5-182)
36.0	D. Thomas, at Minnesota, 12/4/11 (4-144)
33.5	Scarpitto, vs. Houston, 10/13/63 (4-134)

HIGHEST AVERAGE GAIN PER RECEPTION BY A ROOKIE

Season (min. 20 receptions)

20.3	Ricky Nattiel, 1987 (31-630)
19.4	Mark Jackson, 1986 (38-738)
19.1	Jack Dolbin, 1975 (22-421)
19.0	Arthur Marshall, 1992 (26-493)
16.2	John Embree, 1969 (29-469)

Game (min. 4 receptions)

38.0	Tarr, at Boston, 9/21/62 (4-152)
30.5	Haffner, vs. Kansas City, 12/14/68 (4-122)
29.5	Nattiel, at San Diego, 11/29/87 (4-118)
27.3	Royal, at Cleveland, 11/6/08 (6-164)
26.8	A. Marshall, vs. N.Y. Jets, 11/8/92 (5-134)

MOST CONSECUTIVE GAMES WITH A TOUCHDOWN CATCH

7	Riley Odums, 1973
6	Wes Welker, 2013
	Anthony Miller, 1995
	Vance Johnson, 1987
	Al Denson, 1969
	Lionel Taylor, 1960-61 (last 4 games of 1960, first 2 of '61)
5	Eric Decker, 2012
	Steve Watson, 1981
	Julius Thomas, 2014
4	Five times (last: Brandon Lloyd, 2010)

MOST CONSECUTIVE GAMES WITH A RECEPTION

124	Rod Smith, 1999-2006
68	Ed McCaffrey, 1997-2003
62	Lionel Taylor, 1960-64
60	Shannon Sharpe, 1995-99
53	Brandon Marshall, 2006-09
	Demaryius Thomas, 2011-14
49	Steve Watson, 1983-86
47	Mark Jackson, 1989-92
41	Anthony Miller, 1994-96
	Riley Odums, 1976-79

LONGEST RECEPTION BY A ROOKIE

97	Jerry Tarr (from George Shaw), at Boston, 9/21/62 (TD)
93	Eddie Royal (from Jay Cutler), at Cleveland, 11/6/08 (TD)
90	Rick Upchurch (from Charley Johnson), vs. Kansas City, 9/21/75 (TD)
82	Al Denson (from Jacky Lee), at Kansas City, 11/1/64 (TD)
81	Cedric Tillman (from Arthur Marshall), vs. Dallas, 12/6/92 (TD)

PUNTING

MOST PUNTS

Career

641	Tom Rouen, 1993-2002
574	Bill Van Heusen, 1968-76
388	Britton Colquitt, 2010-14
377	Luke Prestridge, 1979-83
374	Mike Horan, 1986-92
248	Bob Scarpitto, 1962-67
218	Chris Norman, 1984-86
204	Jim Fraser, 1962-64
186	Bucky Dilts, 1977-78
150	George Herring, 1960-61

Season

105	Bob Scarpitto, 1967
101	Britton Colquitt, 2011
96	Chris Norman, 1984
92	Bucky Dilts, 1978
92	Chris Norman, 1985
90	Bucky Dilts, 1977
89	Luke Prestridge, 1979
88	Bill Van Heusen, 1968
87	Luke Prestridge, 1983
	Bill Van Heusen, 1970

Game

12	Prestridge, at Buffalo, 10/25/81
	Van Heusen, vs. Cincinnati, 10/6/68
	Scarpitto, at Oakland, 9/19/67
11	Rodriguez, vs. Seattle, 11/30/92 (OT)
	Norman, vs. Seattle, 10/20/85 (OT)
	Scarpitto, vs. Oakland, 11/5/67
	Scarpitto, at N.Y. Jets, 12/3/67
10	Nine times (last: Prestridge, at Bal., 9/11/83)

HIGHEST GROSS AVERAGE PER PUNT

Career (min. 100 punts)

45.5	Britton Colquitt, 2010-14 (388-17,664)
45.0	Todd Sauerbrun, 2005, '07 (119-5,357)
44.3	Bob Scarpitto, 1962-67 (249-11,026)
44.1	Jim Fraser, 1962-64 (209-9,221)
43.9	Tom Rouen, 1993-2002 (641-28,146)
42.5	Mike Horan, 1986-92 (374-15,911)
41.8	Luke Prestridge, 1979-83 (377-15,754)
41.7	Bill Van Heusen, 1968-76 (574-23,936)
41.7	Micah Knorr, 2002-04 (146-6,086)
40.3	Chris Norman, 1984-86 (218-8,782)

Season (min. 50 punts)

47.4	Britton Colquitt, 2011 (101-4,783)
46.9	Tom Rouen, 1998 (66-3,097)
46.5	Tom Rouen, 1999 (84-3,908)
46.3	Britton Colquitt, 2012 (67-3,105)
46.1	Jim Fraser, 1963 (78-3,595)
45.3	Tom Rouen, 2001 (81-3,668)
45.2	Bob Scarpitto, 1966 (77-3,480)
45.1	Bill Van Heusen, 1973 (69-3,114)
45.0	Tom Rouen, 1993 (67-3,017)
44.9	Bob Scarpitto, 1967 (105-4,713)

INDIVIDUAL RECORDS — PUNTING / PUNT RETURNS

HIGHEST GROSS AVERAGE PER PUNT, CONT.

Game (min. 4 punts)

57.2	Horan, vs. L.A. Raiders, 9/26/88 (5-286) (OT)
56.6	Norman, vs. Seattle, 11/25/84 (5-283)
56.2	Colquitt, at Arizona, 12/12/10 (5-281)
55.8	Colquitt, vs. Cincinnati, 9/18/11 (6-335)
55.8	Horan, vs. San Diego, 12/16/90 (5-279)
55.0	Horan, at New England, 10/27/91 (5-275)
54.4	Rouen, at Oakland, 9/20/98 (5-272)
54.3	Rouen, at Arizona, 9/23/01 (4-217)
	Rouen, vs. Minnesota, 10/31/99 (4-217)
54.2	Rouen, at Oakland, 10/10/99 (5-271)

HIGHEST NET AVERAGE PER PUNT (SINCE 1976)

Career (min. 100 punts)

39.0	Britton Colquitt, 2010-14 (388-15,181)
37.2	Todd Sauerbrun, 2005-'07 (122-4,538)
36.5	Mike Horan, 1986-92 (379-13,851)
36.2	Tom Rouen, 1993-2002 (648-23,457)
34.7	Luke Prestridge, 1979-83 (377-13,092)
34.3	Chris Norman, 1984-86 (221-7,588)
33.3	Micah Knorr, 2002-04 (149-4,959)
33.2	Bucky Dilts, 1977-78 (186-6,176)

Season (min. 50 punts)

42.1	Britton Colquitt, 2012 (67-2,822)
40.2	Britton Colquitt, 2011 (101-4,058)
38.9	Mike Horan, 1990 (59-2,296)
38.8	Britton Colquitt, 2013 (65-2,483)
38.1	Tom Rouen, 1997 (60-2,283)
38.0	Todd Sauerbrun, 2005 (73-2,771)
37.9	Mitch Berger, 2009 (51-1,933)
37.8	Mike Horan, 1988 (65-2,457)
37.6	Tom Rouen, 1995 (53-1,995)
37.6	Tom Rouen, 1998 (67-2,516)

Game (min. 4 punts)

52.8	Horan, vs. L.A. Raiders, 9/26/88 (5-264) (OT)
52.3	Rouen, vs. San Diego, 11/11/01 (6-314)
52.3	Dilts, at Houston, 12/4/77 (4-209)
51.2	Horan, vs. San Diego, 12/16/90 (5-256)
51.0	Colquitt, vs. Cincinnati, 9/18/11 (6-306)
50.6	Colquitt, at Atlanta, 9/17/12 (5-253)
48.8	Colquitt, at Minnesota, 12/4/11 (6-293)
48.3	Prestridge, vs. San Francisco, 9/19/82 (6-290)
48.0	Colquitt, vs. Arizona, 10/5/14 (4-192)
47.0	Norman, vs. Seattle, 11/25/84 (5-235)

LONGEST PUNT

83	Chris Norman, vs. Kansas City, 9/23/84
78	Bill Van Heusen, vs. Dallas, 12/2/73
76	Tom Rouen, at Oakland, 9/20/98
75	Jim Fraser, vs. Boston, 11/11/62
	Jim Fraser, at Oakland, 10/14/62
73	Bucky Dilts, vs. N.Y. Jets, 11/5/78
72	Bill Van Heusen, vs. Oakland, 10/22/73
	Bob Scarpitto, vs. San Diego, 10/22/67
	Bob Scarpitto, vs. Boston, 9/3/67

PUNT RETURNS

MOST PUNT RETURNS

Career

248	Rick Upchurch, 1975-83
157	Bill Thompson, 1969-81
128	Deltha O'Neal, 2000-03
112	Glyn Milburn, 1993-95
101	Gerald Willhite, 1982-88
81	Vance Johnson, 1985-91
	Floyd Little, 1967-75
	Eddie Royal, 2008-11
74	Darrien Gordon, 1997-98
63	Trindon Holliday, 2012-13

Season

51	Rick Upchurch, 1977
44	Chris Watson, 1999
42	Gerald Willhite, 1986
41	Glyn Milburn, 1994
	Wade Manning, 1981
40	Darrien Gordon, 1997
	Glyn Milburn, 1993
39	Rick Upchurch, 1976
37	Rick Upchurch, 1980
36	Rick Upchurch, 1978

Game

8	Holliday, at Carolina, 11/11/12
	Upchurch, vs. Baltimore, 10/22/78
	Cosby, vs. Chicago, 12/11/11
7	R. Smith, vs. Kansas City, 10/27/96
	Nattiel, vs. L.A. Raiders, 9/26/88 (OT)
	Willhite, vs. Kansas City, 11/16/86
	Upchurch, vs. San Diego, 11/30/75 (OT)
	Thompson, at Kansas City, 10/6/74
6	13 times (last: Royal, at Kansas City, 12/6/09)

MOST YARDS ON PUNT RETURNS

Career

3,008	Rick Upchurch, 1975-83
1,814	Bill Thompson, 1969-81
1,325	Deltha O'Neal, 2000-03
1,158	Glyn Milburn, 1993-95
1,012	Gerald Willhite, 1982-88
967	Eddie Royal, 2008-11
922	Darrien Gordon, 1997-98
893	Floyd Little, 1967-75
689	Vance Johnson, 1985-91
647	Rod Smith, 1995-2007

Season

653	Rick Upchurch, 1977
543	Darrien Gordon, 1997
536	Rick Upchurch, 1976
493	Rick Upchurch, 1978
481	Trindon Holliday, 2012
468	Gerald Willhite, 1986
425	Glyn Milburn, 1993
405	Deltha O'Neal, 2001
379	Darrien Gordon, 1998
	Glyn Milburn, 1994

Game

168	Gordon, vs. Carolina, 11/9/97
167	Upchurch, vs. Pittsburgh, 11/6/77
144	Clark, vs. San Diego, 12/27/87
128	Decker, vs. Oakland, 9/12/11
125	Holliday, at Carolina, 11/11/12
	Upchurch, vs. Cleveland, 9/26/76
121	Holliday, at N.Y. Giants, 9/15/13
112	Swanson, at Kansas City, 10/18/87
110	Watson, vs. Seattle, 12/19/99 (OT)
109	Gordon, vs. St. Louis, 9/14/97

HIGHEST AVERAGE PER PUNT RETURN

Career (min. 20 punt returns)

12.46	Darrien Gordon, 1997-98 (74-922)
12.21	Rod Smith, 1995-2007 (53-647)
12.13	Rick Upchurch, 1975-83 (248-3,008)
11.95	Charlie Mitchell, 1963-67 (21-251)
11.94	Eddie Royal, 2008-11 (81-967)
11.89	Gene Mingo, 1960-64 (18-214)
11.73	Al Frazier, 1963-67 (26-305)
11.55	Bill Thompson, 1969-81 (157-1,814)
11.54	Todd Kinchen, 1996 (26-300)
11.02	Floyd Little, 1967-75 (81-893)

INDIVIDUAL RECORDS — PUNT RETURNS / KICK RETURNS

HIGHEST AVERAGE PER PUNT RETURN, CONT.

Season (min. 10 punt returns)

16.88	Floyd Little, 1967 (16-270)
16.17	Eddie Royal, 2011 (12-194)
16.13	Rick Upchurch, 1982 (15-242)
13.74	Rick Upchurch, 1976 (39-536)
13.69	Rick Upchurch, 1978 (36-493)
13.58	Darrien Gordon, 1997 (40-543)
13.46	Bill Thompson, 1974 (26-350)
13.06	Deltha O'Neal, 2001 (31-405)
12.94	Kevin Clark, 1987 (18-233)
12.83	Al Frazier, 1961 (18-231)

MOST PUNTS RETURNED FOR TOUCHDOWN

Career

8	Rick Upchurch, 1975-83
3	Darrien Gordon, 1997-98
2	Trindon Holliday, 2012-13
	Eddie Royal, 2008-11
	Deltha O'Neal, 2000-03
	Floyd Little, 1967-75

Season

4	Rick Upchurch, 1976
3	Darrien Gordon, 1997
2	Rick Upchurch, 1982

Game

2	Gordon, vs. Carolina, 11/9/97 (75 and 82) Upchurch, vs. Cleveland, 9/26/76 (36 and 73)
---	---

LONGEST SCORING PUNT RETURN

94	Darrien Gordon, vs. St. Louis, 9/14/97
92	Rick Upchurch, vs. San Diego, 10/3/76
90	Eric Decker, vs. Oakland, 9/12/11
87	Rick Upchurch, vs. Pittsburgh, 11/6/77
86	Deltha O'Neal, at Seattle, 10/14/01
85	Eddie Royal, at San Diego, 11/6/11
82	Darrien Gordon, vs. Carolina, 11/9/97
81	Trindon Holliday, at N.Y. Giants, 9/15/13
	Steve Watson, vs. Seattle, 12/19/99
80	Glenn Martinez, vs. Tennessee, 11/19/07

LONGEST NON-SCORING PUNT RETURN

64	Deltha O'Neal, at San Diego, 10/8/00
60	Bill Thompson, at Baltimore, 11/10/74
59	Bill Thompson, vs. New England, 12/17/72
54	Glyn Milburn, vs. Tampa Bay, 12/26/93
	Charlie Mitchell, at Buffalo, 9/20/64
53	Deltha O'Neal, vs. Indianapolis, 11/24/02
	Rick Upchurch, at Seattle, 10/29/78
	Rick Upchurch, at Kansas City, 9/24/78
	Bill Thompson, at N.Y. Jets, 10/28/73
52	Darrent Williams, at Oakland, 11/13/05
	Floyd Little, vs. N.Y. Jets, 9/21/69

ALL PUNT RETURNS FOR TDs (31)

9/15/13	Trindon Holliday, at N.Y. Giants (81 yards)
11/11/12	Trindon Holliday, at Carolina (76 yards)
11/06/11	Eddie Royal, at Oakland (85 yards)
9/12/11	Eric Decker, vs. Oakland (90 yards)
10/19/09	Eddie Royal, at San Diego (71 yards)
11/19/07	Glenn Martinez, vs. Tennessee (80)
11/16/03	Rod Smith, vs. San Diego (65)
11/3/03	Deltha O'Neal, vs. New England (57)
10/14/01	Deltha O'Neal, at Seattle (86)
12/19/99	Chris Watson, vs. Seattle (81)
11/9/97	Darrien Gordon, vs. Carolina (75)
11/9/97	Darrien Gordon, vs. Carolina (82)
9/14/97	Darrien Gordon, vs. St. Louis (94)
12/27/87	Kevin Clark, vs. San Diego (71)
11/16/86	Gerald Willhite, vs. Kansas City (70)
10/12/86	Mike Harden, at San Diego (41)
9/25/83	Zach Thomas, vs. L.A. Raiders (70)
12/19/82	Rick Upchurch, vs. Kansas City (78)
9/19/82	Rick Upchurch, vs. San Francisco (67)
9/17/78	Rick Upchurch, vs. San Diego (75)
11/6/77	Rick Upchurch, vs. Pittsburgh (87)
10/24/76	Rick Upchurch, at Kansas City (55)
10/3/76	Rick Upchurch, vs. San Diego (92)
9/26/76	Rick Upchurch, vs. Cleveland (36)
9/26/76	Rick Upchurch, vs. Cleveland (73)
12/10/72	Charlie Greer, vs. San Diego (65)
11/17/68	Floyd Little, at Houston (67)
12/3/67	Floyd Little, at N.Y. Jets (72)
11/14/65	Abner Haynes, at Houston (55)
11/15/64	Odell Barry, vs. N.Y. Jets (52)
12/3/61	Al Frazier, vs. Boston (55)
9/9/60	Gene Mingo, at Boston (76)

KICKOFF RETURNS

MOST KICKOFF RETURNS

Career

134	Vaughn Hebron, 1996-98
104	Ken Bell, 1986-89
	Floyd Little, 1967-75
96	Glyn Milburn, 1993-95
95	Rick Upchurch, 1975-83
89	Chris Cole, 2000-03
73	Odell Barry, 1964-65
61	Alton Montgomery, 1990-92
	Gene Lang, 1984-87
58	Charlie Mitchell, 1963-67

Season

48	Chris Cole, 2001
	Chris Watson, 1999
47	Glyn Milburn, 1995
	Odell Barry, 1964
46	Deltha O'Neal, 2000
	Vaughn Hebron, 1998
45	Vaughn Hebron, 1996
43	Vaughn Hebron, 1997
40	Larry Brunson, 1980
	Rick Upchurch, 1975

Game

8	C. Jackson, at San Diego, 12/28/08
	Luke, at Kansas City, 12/19/04
	Kasper, at Kansas City, 10/20/02 (OT)
7	Eight times (last: Decker, at Oakland, 12/19/10)

MOST YARDS ON KICKOFF RETURNS

Career

3,324	Vaughn Hebron, 1996-98
2,523	Floyd Little, 1967-75
2,355	Rick Upchurch, 1975-83
2,250	Glyn Milburn, 1993-95
2,218	Ken Bell, 1986-89
2,105	Chris Cole, 2000-03
1,856	Odell Barry, 1964-65
1,394	Charlie Mitchell, 1963-67
1,375	Eddie Royal, 2008-11
1,323	Gene Lang, 1984-87

Season

1,269	Glyn Milburn, 1995
1,245	Odell Barry, 1964
1,216	Vaughn Hebron, 1998
1,138	Chris Watson, 1999
1,127	Chris Cole, 2001
1,102	Deltha O'Neal, 2000
1,099	Vaughn Hebron, 1996
1,084	Rick Upchurch, 1975
1,009	Vaughn Hebron, 1997
954	Charlie Mitchell, 1963

Game

211	Decker, at Arizona, 12/12/10
201	Montgomery, at San Diego, 9/24/72
197	Upchurch, vs. Cleveland, 10/19/75
185	Little, at Miami, 9/17/67
182	Cole, at San Diego, 10/21/01
179	Kasper, at Kansas City, 10/20/02 (OT)
178	Milburn, at Houston, 11/26/95
177	Milburn, vs. San Diego, 11/19/95
165	Kasper, vs. Baltimore, 9/30/01
164	Royal, vs. Miami, 11/2/08

HIGHEST AVERAGE PER KICKOFF RETURN

Career (min. 40 kickoff returns)

26.28	Abner Haynes, 1965-66 (43-1,130)
25.42	Odell Barry, 1964-65 (73-1,856)
25.13	Bill Thompson, 1969-81 (46-1,156)
25.07	Reuben Droughns, 2002-04 (46-1,153)
24.81	Vaughn Hebron, 1996-98 (134-3,324)
24.79	Rick Upchurch, 1975-83 (95-2,355)
24.48	Al Frazier, 1961-63 (44-1,077)
24.26	Floyd Little, 1967-75 (104-2,523)
24.12	Eddie Royal, 2008-11 (57-1,375)
24.03	Charlie Mitchell, 1963-67 (58-1,394)

INDIVIDUAL RECORDS — KICK RETURNS / INTERCEPTIONS

HIGHEST AVERAGE PER KICKOFF RETURN, CONT.

Season (min. 15 kickoff returns)

28.50	Bill Thompson, 1969 (18-513)
28.47	Goldie Sellers, 1966 (19-541)
28.00	Al Frazier, 1961 (18-504)
27.75	Trindon Holliday, 2013 (28-775)
27.10	Rick Upchurch, 1975 (40-1,084)
27.00	Glyn Milburn, 1995 (47-1,269)
26.91	Floyd Little, 1967 (35-942)
26.88	Quan Cosby, 2011 (17-457)
26.50	Abner Haynes, 1965 (34-901)

MOST KICKOFFS RETURNED FOR TOUCHDOWN

Career

2	Trindon Holliday, 2012-13
	Goldie Sellers, 1966-67
1	Eight Players (last: Cassius Vaughn, 2010)

Season

2	Goldie Sellers, 1966
---	----------------------

Game

1	12 times (last: Holliday, vs. Philadelphia, 9/29/13)
---	--

LONGEST SCORING KICKOFF RETURN

105	Trindon Holliday, vs. Philadelphia, 9/29/13
	Trindon Holliday, at Cincinnati, 11/4/12
100	Nemiah Wilson, at Kansas City, 10/8/66
	Goldie Sellers, vs. Houston, 10/2/66
97	Cassius Vaughn, vs. San Diego, 1/2/11
95	Vaughn Hebron, at Miami, 12/21/98
94	Randy Montgomery, at San Diego, 9/24/72
93	Eddie Royal, at San Diego, 10/19/09
90	Charlie Mitchell, at Houston, 9/14/63
	Al Frazier, vs. Boston, 12/3/61

LONGEST NON-SCORING KICKOFF RETURN

95	Eddie Royal, vs. Miami, 11/2/08
89	Floyd Little, vs. Oakland, 11/10/68
88	Randy Montgomery, at Oakland, 10/22/72
86	Glyn Milburn, vs. San Diego, 11/19/95
83	Adrian Madise, at Green Bay, 12/28/03
77	Lew Scott, vs. Kansas City, 10/23/66
76	Donnie Stone, at San Diego, 10/29/61
75	Kevin Clark, at Minnesota, 11/4/90
71	Steve Watson, vs. N.Y. Jets, 10/3/99
68	Darren Carrington, at Kansas City, 11/12/89
	Al Carmichael, at Buffalo, 9/18/60

ALL KICKOFF RETURNS FOR TDs (12)

9/29/13	Trindon Holliday, vs. Philadelphia (105)
11/4/12	Trindon Holliday, at Cincinnati (105)
1/2/11	Cassius Vaughn, vs. San Diego (97)
10/19/09	Eddie Royal, at San Diego (93)
10/1/00	Deltha O'Neal, vs. New England (87)
12/21/98	Vaughn Hebron, at Miami (95)
9/24/72	Randy Montgomery, at San Diego (94)
10/8/66	Nemiah Wilson, at Kansas City (100)
10/2/66	Goldie Sellers, vs. Houston (100)
9/3/66	Goldie Sellers, at Houston (88)
9/14/63	Charlie Mitchell, at Houston (90)
12/3/61	Al Frazier, vs. Boston (90)

INTERCEPTIONS

MOST INTERCEPTIONS

Career

44	Steve Foley, 1976-86
43	Goose Gonsoulin, 1960-66
40	Bill Thompson, 1969-81
34	Champ Bailey, 2004-13
	Tyrone Braxton, 1987-93, 1995-99
33	Mike Harden, 1980-88
30	Dennis Smith, 1981-94
26	Louis Wright, 1975-86
24	Steve Atwater, 1989-98
20	Tom Jackson, 1973-86
	Randy Gradishar, 1974-83

Season

11	Goose Gonsoulin, 1960
10	Champ Bailey, 2006
9	Deltha O'Neal, 2001
	Tyrone Braxton, 1996
	Willie Brown, 1964
8	Champ Bailey, 2005
7	Five times (last: Tom Jackson, 1976)

Game

4	O'Neal, vs. Kansas City, 10/7/01
	W. Brown, vs. N.Y. Jets, 11/15/64
	Gonsoulin, at Buffalo, 9/18/60
3	Smith, vs. L.A. Raiders, 12/8/85 (OT)
	Wilson, vs. Seattle, 11/20/83
	Foley, vs. San Diego, 9/27/81
	Rizzo, at Oakland, 10/16/77
	Martha, vs. Atlanta, 10/18/70
	Gonsoulin, vs. Kansas City, 10/11/64
2	66 times (last: Moore vs. Indianapolis, 9/7/14)

MOST INTERCEPTIONS BY A ROOKIE

Season

11	Goose Gonsoulin, 1960
7	Phil Nugent, 1961
4	Calvin Jones, 1973
	Charlie Greer, 1968
	Jack Lentz, 1967

Game

4	Gonsoulin, at Buffalo, 9/18/60
2	12 times (last: Atwater vs. L.A. Raiders, 9/24/89)

MOST YARDS ON INTERCEPTION RETURNS

Career

784	Bill Thompson, 1969-81
643	Mike Harden, 1980-88
622	Steve Foley, 1976-86
614	Tyrone Braxton, 1987-93, '95-99
542	Goose Gonsoulin, 1960-66
431	Dennis Smith, 1981-94
408	Steve Atwater, 1989-98
360	Louis Wright, 1975-86
340	Tom Jackson, 1973-86
335	Randy Gradishar, 1974-83

Season

179	Mike Harden, 1986
162	Champ Bailey, 2006
153	Nemiah Wilson, 1967
144	Chris Harris, 2012
140	Willie Brown, 1964
139	Champ Bailey, 2005
136	Tom Jackson, 1976
133	Bob Zeman, 1962
128	Tyrone Braxton, 1996
	Bernard Jackson, 1978
	Louis Wright, 1977

Game

105	Crockett, at Oakland, 9/20/98
98	Harris, at Baltimore, 12/16/12
93	Gradishar, at Cleveland, 10/5/80
91	Brown, vs. N.Y. Jets, 11/15/64
80	Da. Williams, at Oakland, 11/13/05
79	Spencer, vs. Seattle, 12/10/00
76	Hayward, at New Orleans, 11/21/04
75	Rodgers-Cromartie, vs. Washington, 10/27/13
73	Jackson, vs. Baltimore, 11/27/77

MOST YARDS ON INTERCEPTION RETURNS BY A ROOKIE

Season

118	Nemiah Wilson, 1965
108	Darrent Williams, 2005
105	Kevin Clark, 1981
98	Goose Gonsoulin, 1960
92	Bill Thompson, 1969

Game

80	Da. Williams, at Oakland, 11/13/05
65	D. Smith, at Chicago, 12/20/81
	Wilson, vs. San Diego, 11/17/65
62	Robbins, at Cleveland, 9/16/84
57	Thompson, vs. Houston, 11/16/69

HIGHEST INTERCEPTION RETURN AVERAGE

Career (min. 10 returns)

23.73	Wymon Henderson, 1989-92 (11-261)
19.60	Bill Thompson, 1969-81 (40-784)
19.48	Mike Harden, 1980-88 (33-643)
18.06	Tyrone Braxton, 1987-93, '95-99 (34-614)
17.60	Jim McMillin, 1960-62, '64-65 (10-176)
17.55	Randy Robbins, 1984-91 (11-193)
17.00	Steve Atwater, 1989-98 (24-408)
	Tom Jackson, 1973-86 (20-340)
16.75	Randy Gradishar, 1974-83 (20-335)
14.37	Dennis Smith, 1981-94 (30-431)

MOST CONSECUTIVE GAMES WITH INTERCEPTION

5	Champ Bailey, 2005 (gms. 9-13)
4	Tyrone Braxton, 1996 (gms. 12-15)
3	Many (last: Bailey, gms. 14-16, 2006)

INDIVIDUAL RECORDS — INTERCEPTIONS / SAFETIES / FUMBLES

MOST INTERCEPTIONS RETURNED FOR TOUCHDOWN

Career

- 4 Tyrone Braxton, 1987-93, '95-99
- Mike Harden, 1980-88
- 3 Champ Bailey, 2004-12
- Tom Jackson, 1973-86
- Randy Gradishar, 1974-83
- Bill Thompson, 1969-81
- Nemiah Wilson, 1965-67

Season

- 2 Aqib Talib, 2014
- Chris Harris, 2012
- Champ Bailey, 2005
- Deltha O'Neal, 2002
- Jimmy Spencer, 2000
- Mike Harden, 1986
- John Rowser, 1976
- Nemiah Wilson, 1967

Game

- 1 82 times (last: Aqib Talib, at Cincinnati, 12/28/14)

MOST INTERCEPTIONS RETURNED FOR TOUCHDOWN BY A ROOKIE

Season

- 1 Darrent Williams, 2005
- Randy Robbins, 1984
- George Burrell, 1969
- Bill Thompson, 1969
- John Bramlett, 1965
- Nemiah Wilson, 1965
- John McGeeever, 1962

LONGEST SCORING INTERCEPTION RETURN

- 98 Chris Harris, at Baltimore, 12/16/12
- 93 Randy Gradishar, at Cleveland, 10/5/80
- 80 Darrent Williams, at Oakland, 11/13/05
- Ray Crockett, at Oakland, 9/20/98
- 79 Jimmy Spencer, vs. Seattle, 12/10/00
- 75 Dominique Rodgers-Cromartie, vs. Washington, 10/27/13
- 73 Tom Jackson, vs. Baltimore, 11/27/77
- 70 Champ Bailey, vs. San Francisco, 12/31/06
- Nemiah Wilson, vs. Kansas City, 12/17/67
- 69 Tyrone Braxton, vs. Tampa Bay, 9/15/96

LONGEST NON-SCORING INTERCEPTION RETURN

- 76 Reggie Hayward, at New Orleans, 11/21/04
- 72 Tyrone Braxton, vs. Oakland, 11/22/98
- 70 Leroy Moore, at Boston, 11/20/64
- 68 Steve Atwater, vs. San Diego, 9/12/93
- 65 Dennis Smith, at Chicago, 12/20/81
- S. Foley (23), lateral to R. Gradishar (10), lateral to L. Wright (32), vs. N.Y. Giants, 11/21/76
- Vaughn Alliston, at Buffalo, 9/18/60
- 63 Karl Mecklenburg, at Detroit, 10/7/84
- 59 Louis Wright, vs. Baltimore, 11/27/77
- 56 Louis Wright, vs. Dallas, 10/5/86

ALL INTERCEPTION RETURNS FOR TDs (82)

- 12/22/14 Talib, at Cincinnati (33)
- 10/12/14 Talib, at N.Y. Jets (22)
- 10/27/13 Rodgers-Cromartie, vs. Washington (75)
- 12/16/12 Chris Harris, at Baltimore (98)
- 12/2/12 Von Miller, vs. Tampa Bay (26)
- 11/11/12 Tony Carter, at Carolina (40)
- 10/15/12 Chris Harris, at San Diego (46)
- 9/9/12 Tracy Porter, vs. Pittsburgh (43)
- 11/17/11 Andre' Goodman, vs. N.Y. Jets (26)
- 12/4/11 Mario Haggan, at Minnesota (16)
- 10/9/11 Cassius Vaughn, vs. San Diego (55)
- 12/31/06 Champ Bailey, vs. San Francisco (30)
- 11/19/06 Darrent Williams, vs. San Diego (71)
- 11/24/05 Champ Bailey, at Dallas (65)
- 11/13/05 Darrent Williams, at Oakland (80)
- 9/18/05 Champ Bailey, vs. San Diego (25)
- 11/28/04 Ellis Johnson, vs. Oakland (32)
- 11/21/04 Al Wilson, at New Orleans (7)
- 9/7/03 Ian Gold, at Cincinnati (12)
- 11/17/02 Deltha O'Neal, at Seattle (22)
- 10/6/02 Deltha O'Neal, vs. San Diego (28)
- 10/28/01 Denard Walker, vs. New England (39)
- 12/10/00 Jimmy Spencer, vs. Seattle (79)
- 11/19/00 Jimmy Spencer, at Seattle (21)
- 10/15/00 Billy Jenkins, vs. Cleveland (36)

- 9/24/00 Ray Crockett, vs. Kansas City (26)
- 9/4/00 Terrell Buckley, at St. Louis (32)
- 11/7/99 Bill Romanowski, at San Diego (18)
- 9/27/98 Darrien Gordon, at Washington (55)
- 9/20/98 Ray Crockett, at Oakland (80)
- 11/30/97 Steve Atwater, at San Diego (22)
- 11/9/97 Tyrone Braxton, vs. Carolina (27)
- 10/26/97 Keith Traylor, at Buffalo (62)
- 10/6/97 John Mobley, vs. New England (13)
- 9/7/97 Darrien Gordon, at Seattle (32)
- 9/15/96 Tyrone Braxton, vs. Tampa Bay (69)
- 10/10/93 Mike Croel, at Green Bay (22)
- 11/8/92 Wymon Henderson, vs. N.Y. Jets (46)
- 11/17/91 Charles Dimry, at Kansas City (26)
- 9/1/91 Tyrone Braxton, vs. Cincinnati (52)
- 11/22/90 Wymon Henderson, at Detroit (49)
- 9/10/89 Tyrone Braxton, vs. Kansas City (34)
- 9/10/89 Randy Robbins, vs. Kansas City (18)
- 12/27/87 Ricky Hunley, vs. San Diego (52)
- 12/6/87 Mark Haynes, vs. New England (14)
- 11/2/86 Mike Harden, at L.A. Raiders (40)
- 9/21/86 Mike Harden, at Philadelphia (32)
- 12/1/85 Mike Harden, at Pittsburgh (42)
- 12/15/84 Steve Foley, at Seattle (40)
- 10/7/84 Ken Woodard, at Detroit (27)
- 9/23/84 Mike Harden, vs. Kansas City (45)
- 9/16/84 Randy Robbins, at Cleveland (62)
- 11/29/80 Don Latimer, vs. Seattle (15)
- 10/5/80 Randy Gradishar, at Cleveland (93)
- 11/5/78 Tom Jackson, vs. N.Y. Jets (28)
- 11/27/77 Tom Jackson, vs. Baltimore (73)
- 10/16/77 Louis Wright, at Oakland (18)
- 11/14/76 Tom Jackson, at San Diego (46)
- 11/7/76 John Rowser, vs. Tampa Bay (32)
- 11/7/76 Randy Gradishar, vs. Tampa Bay (31)
- 9/19/76 John Rowser, vs. N.Y. Jets (41)
- 9/29/75 Randy Gradishar, vs. Green Bay (44)
- 10/13/74 Bill Thompson, vs. New Orleans (38)
- 10/28/73 Leroy Mitchell, at N.Y. Jets (40)
- 10/14/73 Bill Thompson, at Houston (59)
- 10/24/71 Fred Forsberg, at Cleveland (40)
- 12/7/69 George Burrell, at Miami (38)
- 11/16/69 Bill Thompson, vs. Houston (57)
- 12/17/67 Nemiah Wilson, vs. Kansas City (70)
- 10/22/67 Nemiah Wilson, vs. San Diego (40)
- 9/3/67 Goldie Sellers, vs. Boston (24)
- 11/14/65 John Bramlett, at Houston (25)
- 11/7/65 Nemiah Wilson, vs. San Diego (65)
- 10/17/65 John Griffin, vs. Houston (44)
- 11/1/64 Tom Janik, at Kansas City (22)
- 10/6/63 Goose Gonsoulin, vs. San Diego (43)
- 11/22/62 Jim McMillin, vs. N.Y. Titans (59)
- (48 after lateral from Ed McDaniel)
- 10/5/62 John McGeeever, vs. Oakland (48)
- 10/5/62 Goose Gonsoulin, vs. Oakland (64)
- 9/30/62 Bob Zeman, at N.Y. Titans (30)
- 10/2/60 Bill Yelverton, vs. Oakland (20)
- 9/18/60 John Pyeatt, at Buffalo (40)

SAFETIES

MOST SAFETIES

Career

- 3 Rulon Jones, 1980-88
 - 1 20 players (last: Nate Irving, at Seattle, 9/21/14)
- Note: Denver has totaled 10 team safeties

Season

- 1 23 times (last: Nate Irving, at Seattle, 9/21/14)

FUMBLE RETURNS

LONGEST SCORING FUMBLE RETURN

- 88 Bob Swenson, at San Francisco, 11/18/79
- 86 Louis Wright, at Buffalo, 12/2/79
- (78 after lateral from Randy Gradishar)
- 80 Bill Thompson, vs. Oakland, 10/22/73
- 75 Jason Hunter, vs. Kansas City, 11/14/10
- 69 Bud McFadin, vs. N.Y. Titans, 11/22/62
- 64 Dennis Smith, vs. New England, 11/4/84
- 60 Von Miller, at New England, 11/24/13
- 54 Robert Ayers, vs. Pittsburgh, 11/9/09
- Michael Brooks, vs. L.A. Raiders, 9/6/92
- 51 Alfred Williams, vs. Cincinnati, 9/21/97

INDIVIDUAL RECORDS — RETURNS / SACKS / SCORING

MISCELLANEOUS RETURNS FOR TOUCHDOWNS (56)

12/28/14	Tony Carter (F), vs. Oakland (20)
11/24/13	Von Miller (F), at New England (60)
9/29/13	Steven Johnson (BP), vs. Philadelphia (17)
10/15/12	Tony Carter (F), at San Diego (65)
11/14/10	Jason Hunter (F), vs. Kansas City (75)
12/6/09	André Goodman (F), at Kansas City (30)
11/9/09	Robert Ayers (F), vs. Pittsburgh (54)
11/30/08	Vernon Fox (F), at N.Y. Jets (23)
9/21/08	Nate Webster (F), vs. New Orleans (34)
11/11/07	Nate Webster (F), at Kansas City (17)
10/21/07	Tim Crowder (F), vs. Pittsburgh (50)
9/22/02	Chester McGlockton (F), vs. Buffalo (24)
12/17/00	Jason Suttle (FKO), at Kansas City (0)
11/13/00	Ian Gold (BP), vs. Oakland (12)
9/17/00	Trevor Pryce (F), at Oakland (28)
12/19/99	Glenn Cadrez (F), vs. Seattle (37)
12/21/98	Rod Smith (F), at Miami (0)
11/2/97	Darrius Johnson (FKO), vs. Seattle (6)
9/21/97	Alfred Williams (F), vs. Cincinnati (51)
12/17/95	Ray Crockett (F), at Kansas City (50)
12/21/93	Derek Russell (F), vs. Pittsburgh (0)
9/6/92	Michael Brooks (F), vs. L.A. Raiders (54)
11/24/91	Warren Powers (F), at Seattle (22)
9/23/90	Karl Mecklenburg (F), vs. Seattle (2)
12/16/89	Karl Mecklenburg (F), at Phoenix (23)
11/12/89	Greg Kragen (F), at Kansas City (17)
11/16/86	Andre Townsend (F), vs. Kansas City (7)
9/7/86	Ken Woodard (F), vs. L.A. Raiders (12)
11/17/85	Louis Wright (BFG), vs. San Diego (60)
11/4/84	Dennis Smith (F), vs. New England (64)
10/15/84	Louis Wright (F), vs. Green Bay (27)
10/15/84	Steve Foley (F), vs. Green Bay (22)
10/7/84	Rulon Jones (F), at Detroit (5)
11/13/83	Barney Chavous (F), at L.A. Raiders (0)
9/14/80	Bill Thompson (F), vs. Dallas (32)
12/2/79	Louis Wright (F), at Buffalo (86)
11/18/79	Bob Swenson (F), at San Francisco (88)
11/11/79	Rob Nairne (BP), vs. New England (22)
11/11/79	Rubin Carter (F), vs. New England (2)
10/14/79	Bill Thompson (F*), at Kansas City (2)
12/3/78	Randy Gradishar (F), at Oakland (30)
11/5/78	Bill Thompson (F), vs. N.Y. Jets (4)
11/7/76	Randy Polt (F*), vs. Tampa Bay (26)
9/26/76	Calvin Jones (F), vs. Cleveland (43)
11/23/75	Paul Smith (F), at Atlanta (38)
9/21/75	Jack Dolbin (F), vs. Kansas City (2)
10/22/73	Bill Thompson (F), vs. Oakland (80)
11/27/66	John Bramlett (BFG), vs. San Diego (86)
10/17/65	John Griffin (BP), vs. Houston (10)
9/24/65	John Bramlett (F), at Boston (0)
11/8/64	Jim McMillin (F), vs. San Diego (0)
11/1/64	Ed Cooke (F), at Kansas City (46)
10/13/63	Bud McFadin (F), vs. Houston (6)
12/9/62	Jim McMillin (F), at Dallas (9)
11/22/62	Bud McFadin (F), vs. N.Y. Titans (69)
12/10/61	Charles Gavin (BP), at Dallas (23)

F—fumble; FKO—fumble on kickoff; BP—blocked punt; BFG—blocked field goal; *lateral from Gradishar; **lateral from Swenson; ***lateral from Swenson.

SACKS

NOTE: SACKS BECAME AN OFFICIAL STATISTIC TRACKED BY THE NFL IN 1982. BRONCOS SACK TOTALS BEFORE 1982 DERIVED FROM PLAY-BY-PLAY ANALYSIS.

Most Sacks

Career

97.5	Simon Fletcher, 1985-95
79.0	Karl Mecklenburg, 1983-94
75.0	Barney Chavous, 1973-85
73.5	Rulon Jones, 1980-88
64.5	Lyle Alzado, 1971-78
64.0	Trevor Pryce, 1997-2005
63.5	Elvis Dumervil, 2006-12
55.5	Paul Smith, 1968-78
49.0	Von Miller, 2011-14
44.0	Tom Jackson, 1973-86

Season

18.5	Von Miller, 2012
17.0	Elvis Dumervil, 2009
16.0	Simon Fletcher, 1992
14.0	Von Miller, 2014
13.5	Simon Fletcher, 1993
	Simon Fletcher, 1991
	Rulon Jones, 1986

Game

4	Elvis Dumervil, vs. Cleveland, 9/20/09
	Simon Fletcher, at San Diego, 11/11/90
	Karl Mecklenburg, at Pittsburgh, 12/1/85
	Karl Mecklenburg, vs. New Orleans, 9/5/85
	Barney Chavous, at Seattle, 12/21/80
	Dave Costa, at Buffalo, 9/7/70
	Rich Jackson, at Cincinnati, 10/19/69

Most Sacks by a Rookie

Season

11.5	Von Miller, 2011
	Rulon Jones, 1980
10.0	Mike Croel, 1991
8.5	Elvis Dumervil, 2006
8.0	Lyle Alzado, 1971

Game

3.0	Dumervil, at Cleveland, 10/22/06
	Jones, vs. Oakland, 12/14/80
2.0	Seven times (last: Miller, at Green Bay, 10/2/11)

Most Multi-Sack Games

Career

20	Elvis Dumervil, 2006-12
	Simon Fletcher, 1985-95
16	Barney Chavous, 1973-85
15	Paul Smith, 1968-78
13	Lyle Alzado, 1971-78
	Von Miller, 2011-14
12	Trevor Pryce, 1997-05
11	Karl Mecklenburg, 1983-94
	Rulon Jones, 1980-88
10	Rich Jackson, 1967-72
9	Dave Costa, 1967-71

Most Consecutive Games with Sack

*10	Simon Fletcher (games 10-16, 1992; games 1-3, '93)
8	Simon Fletcher (games 9-16, 1991)
7	Lyle Alzado (games 9-14, 1984; game 1, '85)
6	Von Miller (games 8-13, 2012)
	Von Miller (games 2-7, 2014)
	Elvis Dumervil (games 10-15, 2011)
	Rulon Jones (games 3-8, 1986)
	Rulon Jones (games 4-9, 1985)
	Barney Chavous (games 7-12, 1974)

* - NFL Record (tie)

SCORING

Most Touchdowns Scored

Career

71	Rod Smith, 1995-2007 (1 rush, 68 rec., 2 ret.)
65	Terrell Davis, 1995-2002 (60 rush, 5 rec.)
55	Shannon Sharpe, 1990-98, '02-03 (55 rec.)
54	Floyd Little, 1967-75 (43 rush, 9 rec., 2 ret.)
48	Sammy Winder, 1982-90 (39 rush, 9 rec.)
46	Ed McCaffrey, 1995-2003 (46 rec.)
45	Haven Moses, 1972-81 (1 rush, 44 rec.)
44	Riley Odoms, 1972-83 (2 rush, 41 rec., 1 ret.)
	Lionel Taylor, 1960-66 (44 rec.)
41	Demaryius Thomas, 2010-14 (41 rec.)
	Mike Anderson, 2000-05 (36 rush, 5 rec.)

Season

23	Terrell Davis, 1998 (21 rush, 2 rec.)
17	Clinton Portis, 2002 (15 rush, 2 rec.)
15	Mike Anderson, 2000 (15 rush)
	Terrell Davis, 1997 (15 rush)
	Terrell Davis, 1996 (13 rush, 2 rec.)
14	Demaryius Thomas, 2013 (14 rec.)
	Clinton Portis, 2003 (14 rush)
	Anthony Miller, 1995 (14 rec.)
	Sammy Winder, 1986 (9 rush, 5 rec.)
13	Six times (last: Moreno, 2013)

Game

5	Portis, vs. Kansas City, 12/7/03
4	Decker, at Kansas City, 12/1/13
	Portis, vs. Kansas City, 12/15/02
	Anderson, at New Orleans, 12/3/00
3	35 times (last: C. Anderson, vs. Oak., 12/18/14)

Most TDs Scored by a Rookie

Season

17	Clinton Portis, 2002 (15 rush, 2 rec.)
15	Mike Anderson, 2000 (15 rush)
10	Jon Keyworth, 1974 (10 rush)
9	Knowshon Moreno, 2009 (7 rush, 2 rec.)
8	Mike Bell, 2006 (8 rush)
	Terrell Davis, 1995 (7 rush, 1 rec.)
	Bobby Humphrey, 1989 (7 rush, 1 rec.)

INDIVIDUAL RECORDS — SCORING / KICKING

Game

4	Portis, vs. Kansas City, 12/15/02 (3 rush, 1 rec.)
	Anderson, at New Orleans, 12/3/00 (4 rush)
3	Davis, vs. Washington, 9/17/95 (2 rush, 1 rec.)
	Keyworth, vs. Kansas City, 11/18/74 (3 rush)
2	Many times (last: M. Ball, vs. Kansas City, 11/17/13)

MOST CONSECUTIVE GAMES SCORING, NON-KICKER

8	Terrell Davis, 1998
6	Wes Welker, 2013
	Terrell Davis, 1997-98
	Vance Johnson, 1987
	Floyd Little, 1972
	Al Denson, 1969
	Lionel Taylor, 1960-61

MOST POINTS SCORED

Career

1,786	Jason Elam, 1993-2007
742	Jim Turner, 1971-79
682	Matt Prater, 2007-13
655	Rich Karlis, 1982-88
429	David Treadwell, 1989-92
428	Rod Smith, 1995-2007
408	Gene Mingo, 1960-64
396	Terrell Davis, 1995-2002
336	Shannon Sharpe, 1990-98, '02-03
324	Floyd Little, 1967-75

Season

150	Matt Prater, 2013
138	Terrell Davis, 1998
137	Gene Mingo, 1962
133	Matt Prater, 2012
132	Jason Elam, 1995
129	Jason Elam, 2004
127	Jason Elam, 1998
124	Jason Elam, 2001
123	Jason Elam, 1997
123	Gene Mingo, 1960

Game

30	Portis, vs. Kansas City, 12/7/03
24	Decker, at Kansas City, 12/1/13
	Portis, vs. Kansas City, 12/15/02
	Anderson, at New Orleans, 12/3/00
21	Mingo, at L.A. Chargers, 12/10/60
20	Scarpitto, at Buffalo, 12/18/66
	Mingo, vs. San Diego, 10/6/63
19	Mingo, vs. Oakland, 10/5/62
18	39 times (last: C. Anderson, vs. Oak., 12/18/14)

MOST POINTS SCORED BY A ROOKIE

Season

123	Gene Mingo, 1960
120	David Treadwell, 1989
119	Jason Elam, 1993
102	Clinton Portis, 2002
92	Mike Anderson, 2000

Game

24	Portis, vs. Kansas City, 12/15/02
	Anderson, at New Orleans, 12/3/00
21	Mingo, at L.A. Chargers, 12/10/60
18	Davis, vs. Washington, 9/17/95
	Keyworth, vs. Kansas City, 11/18/74

KICKING

MOST PAT ATTEMPTS

Career

604	Jason Elam, 1993-2007
301	Jim Turner, 1971-79
261	Matt Prater, 2007-13
254	Rich Karlis, 1982-88
136	David Treadwell, 1989-92
126	Gene Mingo, 1960-64
95	Bobby Howfield, 1968-70
70	Fred Steinfurt, 1979-81
58	Gary Kroner, 1965-67
41	Brandon McManus, 2014

Season

75	Matt Prater, 2013
58	Jason Elam, 1998
55	Matt Prater, 2012
49	Jason Elam, 2000
46	Jason Elam, 1997
	Jason Elam, 1996
45	Rich Karlis, 1986
44	Jason Elam, 2005
	Rich Karlis, 1985
43	Jason Elam, 2002

Game

7	Prater, vs. Philadelphia, 9/29/13
	Prater, vs. Baltimore, 9/5/13
	Prater, vs. Kansas City, 11/14/10
	Elam, vs. Philadelphia, 10/30/05
6	16 times (last: McManus, vs. S.F., 10/19/14)

MOST PATS MADE

Career

601	Jason Elam, 1993-2007
283	Jim Turner, 1971-79
259	Matt Prater, 2007-13
244	Rich Karlis, 1982-88
132	David Treadwell, 1989-92
120	Gene Mingo, 1960-64
93	Bobby Howfield, 1968-70
68	Fred Steinfurt, 1979-81
57	Gary Kroner, 1965-67
41	Brandon McManus, 2014

Season

75	Matt Prater, 2013
58	Jason Elam, 1998
55	Matt Prater, 2012
49	Jason Elam, 2000
46	Jason Elam, 1997
	Jason Elam, 1996
44	Rich Karlis, 1986
43	Jason Elam, 2005
42	Jason Elam, 2004
	Jason Elam, 2002

Game

7	Prater, vs. Philadelphia, 9/29/13
	Prater, vs. Baltimore, 9/5/13
	Prater, vs. Kansas City, 11/14/10
	Elam, vs. Philadelphia, 10/30/05
6	14 times (last: McManus, vs. S.F., 10/19/14)

MOST PATS MADE BY A ROOKIE

Season

41	Jason Elam, 1993
39	David Treadwell, 1989
33	Gene Mingo, 1960
30	Bobby Howfield, 1968
18	Bob Humphreys, 1967

HIGHEST PAT PERCENTAGE

Career (min. 30 attempts)

1.000	Brandon McManus, 2014 (41-41)
.995	Jason Elam, 1993-2007 (601-604)
.992	Matt Prater, 2007-13 (259-261)
.983	Gary Kroner, 1965-67 (57-58)
.979	Bobby Howfield, 1968-70 (93-95)
.971	Fred Steinfurt, 1979-81 (68-70)
.971	David Treadwell, 1989-92 (132-136)
.961	Rich Karlis, 1982-88 (244-254)
.952	Gene Mingo, 1960-64 (120-126)

Season (min. 14 attempts)

1.000	27 times (last: B. McManus, 2014 (41-41))
-------	---

MOST CONSECUTIVE PATS MADE

371	Jason Elam (9th gm. in '93 - 11th '02)
131	Jason Elam (11th gm. in '02 - 13th '05)
96	Matt Prater (9th gm. in '10 - 16th '12)
82	Rich Karlis (5th gm. '86 - 9th '88)
	Jim Turner (1st gm. '71 - 9th '73)

INDIVIDUAL RECORDS — KICKING / SCORING

MOST FIELD GOALS ATTEMPTED

Career

490	Jason Elam, 1993-2007
232	Jim Turner, 1971-79
193	Rich Karlis, 1982-88
170	Matt Prater, 2007-13
127	David Treadwell, 1989-92
118	Gene Mingo, 1960-64
79	Bobby Howfield, 1968-70
64	Fred Steinfert, 1979-81
56	Gary Kroner, 1965-67
22	Dick Guesman, 1964

Season

39	Gene Mingo, 1962
38	Jason Elam, 1995
	Rich Karlis, 1985
	Jim Turner, 1971
37	Jason Elam, 1994

Game

7	Karlis, at San Diego, 10/2/88
	Mingo, vs. San Diego, 10/6/63
6	Elam, at Kansas City, 11/16/97
	Elam, vs. Buffalo, 9/3/95
	Steinfert, vs. Oakland, 9/6/81
	Kroner, vs. Houston, 10/2/66
	Guesman, vs. Oakland, 11/29/64
5	20 times (last: Barth, vs. San Diego, 12/14/14)

MOST FIELD GOALS MADE

Career

395	Jason Elam, 1993-2007
151	Jim Turner, 1971-79
141	Matt Prater, 2007-13
137	Rich Karlis, 1982-88
99	David Treadwell, 1989-92
72	Gene Mingo, 1960-64
43	Fred Steinfert, 1979-81
40	Bobby Howfield, 1968-70
29	Gary Kroner, 1965-67
15	Connor Barth, 2014
9	Brandon McManus, 2014

Season

31	Jason Elam, 2001
	Jason Elam, 1995
30	Matt Prater, 2009
	Jason Elam, 1994
29	Jason Elam, 2004
	Jason Elam, 1999
27	Jason Elam, 2007
	Jason Elam, 2006
	Jason Elam, 2003
	David Treadwell, 1991
	David Treadwell, 1989
	Gene Mingo, 1962

Game

5	Barth, vs. San Diego, 12/14/14
	Barth, at Kansas City, 11/30/14
	Elam, vs. Miami, 10/13/02
	Elam, at Kansas City, 11/16/97
	Elam, vs. Buffalo, 9/3/95
	Karlis, vs. Seattle, 11/20/83
	Mingo, vs. San Diego, 10/6/63
4	28 times (last: Prater, at Oakland, 12/6/12)

MOST FIELD GOALS MADE BY A ROOKIE

Season

27	David Treadwell, 1989
26	Jason Elam, 1993
18	Gene Mingo, 1960
11	Rich Karlis, 1982
9	Bobby Howfield, 1968

Game

4	Elam, at N.Y. Jets, 9/5/93
	Treadwell, at Buffalo, 9/18/89
	Mingo, at L.A. Chargers, 12/10/60
	Mingo, vs. L.A. Chargers, 10/16/60
3	Five times (last: Elam, at L.A. Raiders, 1/2/94)

HIGHEST FIELD GOAL PERCENTAGE

Career (min. 20 attempts)

.829	Matt Prater, 2007-13 (141-170)
.806	Jason Elam, 1993-2007 (395-490)
.780	David Treadwell, 1989-92 (99-127)
.710	Rich Karlis, 1982-88 (137-193)
.672	Fred Steinfert, 1979-81 (43-64)
.651	Jim Turner, 1971-79 (151-232)
.610	Gene Mingo, 1960-64 (72-118)
.518	Gary Kroner, 1965-67 (29-56)
.506	Bobby Howfield, 1968-70 (40-79)
.400	Bob Humphreys, 1967-68 (8-20)

Season (min. 10 attempts)

.962	Matt Prater, 2013 (25-26)
.938	Connor Barth, 2014 (15-16)
.931	Jason Elam, 2006 (27-29)
.889	Matt Prater, 2010 (16-18)
.871	Jason Elam, 2007 (27-31)
	Jason Elam, 2003 (27-31)
.861	Jason Elam, 2001 (31-36)
.857	Matt Prater, 2009 (30-35)
.853	Jason Elam, 2004 (29-34)
.852	Jason Elam, 1998 (23-27)

HIGHEST FIELD GOAL PERCENTAGE BY A ROOKIE

Season (min. 15 attempts)

.818	David Treadwell, 1989 (27-33)
.743	Jason Elam, 1993 (26-35)
.643	Gene Mingo, 1960 (18-28)
.500	Bobby Howfield, 1968 (9-18)
.467	Bob Humphreys, 1967 (7-15)

LONGEST FIELD GOALS

* 64	Matt Prater, vs. Tennessee, 12/8/13
63	Jason Elam, vs. Jacksonville, 10/25/98
59	Matt Prater, vs. Chicago, 12/11/12
59	Matt Prater, vs. New York Jets, 10/17/10
57	Fred Steinfert, vs. Washington, 10/13/80
56	Matt Prater, at Kansas City, 9/28/08
	Jason Elam, at Houston, 11/26/95
55	Matt Prater, vs. Tampa Bay, 10/5/08
	Jason Elam, vs. Miami, 10/13/02
	Jason Elam, at San Diego, 11/7/99
	Fred Steinfert, at Seattle, 12/21/80
	Fred Steinfert, vs. Dallas, 9/14/80

* - NFL record

MOST CONSECUTIVE GAMES WITH FIELD GOAL

18	Jason Elam (1st in '06 - 2nd in '07)
16	Jason Elam (12th in '02 - 11th in '03)
15	Matt Prater (last 9 in '09 - first 6 in '10)
	Rich Karlis (13th in '84 - 11th in '85)
13	Jason Elam (6th in '01 - 2nd in '02)

MOST CONSECUTIVE FIELD GOALS MADE

19	Jason Elam (last 17 in '06 - first 2 in '07)
	Jason Elam (last 1 in '97 - first 18 in '98)
18	Matt Prater (last 8 in '09 - first 6 in '10)
16	Matt Prater (last 2 in '12 - first 10 in '13)
15	Jason Elam (last 15 in '07)

MOST CONSECUTIVE GAMES SCORING

236	Jason Elam, 1993-2007
92	Matt Prater, 2008-13
69	Rich Karlis, 1984-88

TEAM RECORDS — WINNING TRADITION / STREAKS

WINNING TRADITION

SUPER BOWL WINS

2 1997 (XXXII), 1998 (XXXIII)

AMERICAN FOOTBALL CONFERENCE CHAMPIONSHIPS

7 1977, 1986, 1987, 1989, 1997, 1998, 2013

AFC WESTERN DIVISION TITLES

14 1977, 1978, 1984, 1986, 1987, 1989, 1991, 1996, 1998, 2005, 2011, 2012, 2013, 2014

PLAYOFF BERTHS

21 1977, 1978, 1979, 1983, 1984, 1986, 1987, 1989, 1991, 1993, 1996, 1997, 1998, 2000, 2003, 2004, 2005, 2011, 2012, 2013, 2014

WINNING SEASONS

27 1973, 1974, 1976, 1977, 1978, 1979, 1981, 1983, 1984, 1985, 1986, 1987, 1989, 1991, 1993, 1996, 1997, 1998, 2000, 2002, 2003, 2004, 2005, 2006, 2012, 2013, 2014

STREAKS

MOST WINS, ONE SEASON

14 1998
13 2013
2012
2005
1996
1984
12 2014
1997
1991
1977

MOST CONSECUTIVE WINS

17 2012-13 (last 11 of '12, first 6 of '13)
14 1997-98 (last one of '97, first 13 of '98)
10 1984 (games 3-12)
9 1996 (games 5-13)
8 1985-1986 (last two of '85, first six of '86)
1976-1977 (last two of '76, first six of '77)
6 Seven times [last: 2011 (games 8-13)]

MOST CONSECUTIVE GAMES WITHOUT LOSS

17 2012-13 (last 11 of '12, first 6 of '13)
14 1997-98 (last one of '97, first 13 of '98)
10 1984 (games 3-12)
9 1996 (games 5-13)
8 1985-86 (last two of '85, first six of '86)
1976-77 (last two of '76, first six of '77)
7 1973 (games 5-11)
6 Seven times [last: 2011 (games 8-13)]

MOST CONSECUTIVE LOSSES

11 11/3/63 through 10/4/64
9 9/10/67 through 11/12/67
7 11/21/65 through 9/25/66
11/11/62 through 9/14/63
10/29/61 through 12/10/61

MOST CONSECUTIVE GAMES WITHOUT WIN

14 10/13/63 through 10/4/64
9 9/10/67 through 11/12/67
8 11/29/70 through 10/10/71
10/30/60 through 12/17/60
7 11/11/62 through 9/14/63
10/29/61 through 12/10/61

MOST CONSECUTIVE HOME WINS

24 9/1/96 through 12/27/98
13 9/30/12 through 12/8/13
12/12/04 through 10/15/06
12 10/16/83 through 11/18/84
9 10/16/88 through 10/15/89
8 9/7/14 through present
12/1/91 through 11/15/92
9/6/81 through 12/13/81
7 12/16/90 through 11/3/91
11/6/77 through 10/16/78

MOST CONSECUTIVE HOME LOSSES

7 9/24/67 through 9/29/68
6 10/13/63 through 10/4/64
5 11/21/82 through 9/25/83
11/7/65 through 9/25/66
10/28/62 through 9/7/63

MOST CONSECUTIVE HOME GAMES WITHOUT WIN

7 11/1/70 through 10/10/71
9/24/67 through 9/29/68
6 10/13/63 through 10/4/64
5 11/21/82 through 9/25/83
11/7/65 through 9/25/66
10/28/62 through 9/7/63

MOST CONSECUTIVE ROAD WINS

8 10/15/12 through 10/6/13
7 12/12/76 through 12/4/77
6 9/20/98 through 11/29/98
5 10/23/11 through 12/4/11
12/1/85 through 10/12/86
9/16/84 through 11/11/84
4 9/24/06 through 11/12/06
9/29/96 through 11/24/96

MOST CONSECUTIVE ROAD LOSSES

12 11/9/63 through 9/11/65
6 Six times (last: 10/10/10 through 12/19/10)

MOST CONSECUTIVE ROAD GAMES WITHOUT WIN

17 12/2/62 through 9/11/65
6 Six times (last: 10/10/10 through 12/19/10)

MOST CONSECUTIVE POSTSEASON WINS

7 12/27/97 through 1/31/99
2 Five times (last: 1/12/14 through 1/19/14)

MOST CONSECUTIVE POSTSEASON LOSSES

5 1/15/78 through 12/30/84
3 12/31/00 through 1/9/05
1/12/92 through 1/4/97

MOST CONSECUTIVE POSTSEASON HOME WINS

6 1/4/87 through 1/4/92
4 12/27/97 through 1/14/06

MOST CONSECUTIVE POSTSEASON HOME LOSSES

1 Five times (last: vs. Indianapolis, 1/11/15)

MOST CONSECUTIVE POSTSEASON ROAD WINS

2 1/4/98 through 1/11/98

MOST CONSECUTIVE POSTSEASON ROAD LOSSES

4 12/31/00 through 1/14/12
3 12/30/78 through 12/24/83

MOST CONSECUTIVE PRESEASON WINS

9 8/22/81 through 8/20/83
7 8/14/76 through 8/20/77
6 9/4/99 through 8/11/01

MOST CONSECUTIVE PRESEASON LOSSES

6 8/17/68 through 8/16/69
8/5/60 through 8/12/61
5 8/21/65 through 8/12/66
8/25/61 through 8/18/62

MOST CONSECUTIVE PRESEASON HOME WINS

10 7/26/97 through 8/31/01
6 8/22/81 through 8/20/83

MOST CONSECUTIVE PRESEASON HOME LOSSES

4 8/7/65 through 8/28/66
3 8/17/68 through 8/16/69

MOST CONSECUTIVE PRESEASON ROAD WINS

4 8/10/02 through 8/16/03
9/2/77 through 8/19/78

MOST CONSECUTIVE PRESEASON ROAD LOSSES

7 8/25/90 through 8/16/93
6 8/30/68 through 8/29/70
8/5/60 through 8/12/61

TEAM RECORDS — SCORING / KICKING / OFFENSE

SCORING

MOST POINTS SCORED

Season

*606	2013
501	1998
485	2000
482	2014
481	2012
472	1997
395	2005
392	2002
391	1996
388	1995

* - NFL record

Game

52	vs. Philadelphia, 9/29/13
51	vs. Tennessee, 12/8/13 at Dallas, 10/6/13
50	vs. San Diego, 10/6/63
49	vs. Baltimore, 9/5/13 vs. Kansas City, 11/14/10 vs. Philadelphia, 10/30/05
48	vs. Tampa Bay, 11/7/76 at Houston, 10/14/73
47	vs. Oakland, 12/28/14

LARGEST MARGIN OF VICTORY

43	vs. N.Y. Jets, 9/19/76 (46-3)
37	at Phoenix, 12/16/89 (37-0) vs. Oakland, 10/5/62 (44-7)
35	vs. Kansas City, 12/30/12 (38-3) vs. San Diego, 12/21/97 (38-3) vs. New England, 11/11/79 (45-10) vs. Tampa Bay, 11/7/76 (48-13)
34	vs. Kansas City, 12/9/07 (41-7) vs. Cleveland, 10/15/00 (44-10) vs. Carolina, 11/9/97 (34-0) at New England, 10/8/95 (37-3) vs. Detroit, 11/1/87 (34-0)

MOST POINTS, ONE HALF

38	vs. Washington, 10/27/13 (second) vs. Seattle, 11/26/89 (first) vs. New England, 11/11/79 (first) vs. Tampa Bay, 11/7/76 (second)
35	vs. Baltimore, 9/5/13 (second) at San Diego, 10/15/12 (second) vs. Kansas City, 11/14/10 (first) vs. Philadelphia, 10/4/98 (first) vs. Dallas, 9/13/98 (first) vs. Minnesota, 11/18/84 (first)

MOST POINTS, ONE QUARTER

31	vs. Washington, 10/27/13 (fourth)
28	vs. Philadelphia, 10/4/98 (first)
26	at N.Y. Jets, 12/3/67 (second)
24	10 times (last: vs. San Diego, 9/14/08 (second))

MOST TOUCHDOWNS SCORED

Season

*76	2013
62	1998
58	2000, 2014
57	2012
55	1997
47	1996
46	2005
45	2002, 1987, 1986, 1985

* - NFL record

Game

7	vs. Philadelphia, 9/29/13 vs. Baltimore, 9/5/13 vs. Kansas City, 11/14/10 vs. Philadelphia, 10/30/05
6	15 times (last: vs. San Francisco, 12/19/14)

FEWEST POINTS SCORED

Season

148	1982 (players' strike; nine-game season)
196	1966
203	1971
240	1964
251	1961
253	1970
254	1975
255	1968
256	1967
262	1992

Game (times Denver shut out: 9)

0	at L.A. Raiders (24-0), 11/22/92 at Philadelphia (30-0), 9/20/92 at New Orleans (42-0), 11/20/88 at Chicago (27-0), 9/9/84 at San Diego (23-0), 10/8/78 at San Diego (17-0), 12/15/74 at Kansas City (16-0), 12/6/70 at Oakland (51-0), 9/10/67 at San Diego (37-0), 10/29/61
2	at Kansas City (34-2), 9/22/68

LARGEST MARGIN OF DEFEAT

52	vs. Kansas City, 9/7/63 (59-7)
51	at Oakland, 9/10/67 (51-0)
46	vs. Kansas City, 10/23/66 (56-10)
45	vs. Oakland 10/24/10 (59-14)
43	at Kansas City, 10/29/67 (52-9)

KICKING

MOST FIELD GOALS MADE

Season

31	2001, 1995
30	2009, 1994
29	2004, 1999
28	2003, 1997
27	2007, 2006, 1991, 1989, 1962

Game

5	Six times (last: at San Diego, 12/14/14)
4	29 times (last: at Oakland, 12/6/12)

HIGHEST PERCENTAGE ON PAT ATTEMPTS

1.000	23 times (last: 2014, 56 of 56)
-------	---------------------------------

TOTAL OFFENSE

MOST TOTAL PLAYS

Season

1,156	2013
1,152	1985
1,115	2000
1,092	1996
1,090	2012
1,077	1988
1,071	1989
1,070	2004
	1987
1,068	1997

Game

95	at Green Bay (at Milwaukee), 9/20/87 (OT)
91	vs. Tennessee, 12/8/13
88	at Seattle, 10/29/78 (OT)
86	at New England, 11/24/13 (OT) at Chicago, 12/12/76 vs. San Diego, 11/30/75 (OT)
84	vs. Oakland, 10/16/95 at Kansas City, 12/4/94 (OT) at L.A. Raiders, 10/28/84 (OT) vs. Boston, 12/3/61

TEAM RECORDS — OFFENSE / RUSHING

MOST YARDS TOTAL OFFENSE

Season

7,317	2013 (1,873 rush/5,444 pass)
6,554	2000 (2,311/4,243)
6,446	2014 (1,785/4,661)
6,366	2012 (1,832/4,534)
6,333	2008 (1,862/4,471)
6,332	2004 (2,333/3,999)
6,092	1998 (2,468/3,624)
6,090	2002 (2,266/3,824)
6,040	1995 (1,995/4,045)
5,872	1997 (2,378/3,494)

Game

568	vs. Arizona, 10/5/14 (92 rush/476 pass)
567	vs. Atlanta, 10/31/04 (68 rush/499 pass)
564	at Cleveland, 11/6/08 (123/441)
	vs. Philadelphia, 10/30/05 (255/309)
551	vs. Tennessee, 12/8/13 (154/397)
548	vs. Baltimore, 10/20/96 (222/326)
543	vs. N.Y. Jets, 9/19/76 (251/292)
538	at Seattle, 11/26/00 (301/237)
536	vs. Oakland, 9/23/13 (164/372)
	vs. San Diego, 11/19/00 (93/433)

HIGHEST AVERAGE GAIN PER PLAY

Season

6.33	2013 (1,156-7,317)
6.21	2008 (1,019-6,333)
6.04	2014 (1,067-6,446)
5.92	2004 (1,070-6,332)
5.88	2000 (1,115-6,554)
5.85	1998 (1,041-6,092)
5.84	2012 (1,090-6,366)
5.76	2002 (1,057-6,090)
5.70	1995 (1,060-6,040)
5.68	2007 (976-5,541)

Game

9.53	vs. Dallas, 9/13/98 (54-515)
8.33	vs. Kansas City, 12/7/03 (61-508)
8.11	at Kansas City, 12/1/13 (66-535)
7.94	at Cleveland, 11/6/08 (71-564)
7.83	vs. Philadelphia, 10/30/05 (72-564)
7.77	vs. New England, 12/17/72 (62-482)
7.76	vs. Arizona, 12/29/02 (58-450)
7.73	vs. Kansas City, 9/21/75 (55-425)
7.66	vs. Atlanta, 10/31/04 (74-567)
7.66	vs. Arizona, 11/5/95 (53-406)

FEWEST YARDS TOTAL OFFENSE

Season

2,837	1982 (players' strike; nine-game season) (1,018 rush/1,819 pass)
2,947	1967 (1,265/1,682)
3,168	1966 (1,173/1,995)
3,332	1964 (1,311/2,021)
3,811	1961 (1,091/2,720)
3,827	1970 (1,802/2,025)
3,906	1977 (2,043/1,863)
3,971	1968 (1,614/2,357)
3,995	1963 (1,508/2,487)
4,136	1976 (1,932/2,204)

Game

-5	at Oakland, 9/10/67 (48 rush/-53 pass)
26	at Houston, 9/3/66 (33/-7)
82	at Philadelphia, 9/20/92 (52/30)
128	at Washington, 10/12/92 (26/102)
130	at Chicago, 9/9/84 (53/77)
131	vs. Buffalo, 12/13/64 (47/84)
132	vs. Boston, 10/4/64 (53/79)
139	at Pittsburgh, 9/4/83 (138/1)
148	at Kansas City, 12/6/70 (76/72)
152	vs. Oakland, 9/3/78 (144/8)

RUSHING

MOST RUSHES

Season

601	1978
554	1989
546	2011
543	2003
542	2005
534	2004
525	1998
	1996
	1979
523	1977

Game

60	vs. San Diego, 11/30/75 (OT)
59	at Kansas City, 9/24/78 (OT)
	at Chicago, 12/12/76
57	at Seattle, 10/29/78 (OT)
	at Cleveland, 10/24/71
55	at Kansas City, 11/13/11
	vs. San Diego, 10/17/71
54	at Indianapolis, 12/21/03
53	at Kansas City, 11/20/77
51	at San Diego, 11/27/11
	at Oakland, 10/17/04
	vs. Green Bay, 10/17/99

MOST YARDS RUSHING

Season

2,632	2011
2,629	2003
2,539	2005
2,468	1998
2,451	1978
2,378	1997
2,362	1996
2,333	2004
2,311	2000
2,266	2002

Game

356	at Chicago, 12/12/76
328	vs. San Diego, 11/30/75 (OT)
301	at Seattle, 11/26/00
299	at Oakland, 11/6/11
292	at Oakland, 11/24/74
283	at New Orleans, 12/3/00
280	at New England, 11/24/13
	at Cleveland, 10/24/71
278	at Seattle, 10/29/78 (OT)
272	at Cincinnati, 10/19/69

HIGHEST AVERAGE GAIN PER RUSH

Season

4.96	2002 (457-2,266)
4.84	2003 (543-2,629)
4.82	2011 (546-2,632)
4.81	2008 (387-1,862)
4.70	1998 (525-2,468)
4.68	2005 (542-2,539)
4.57	1997 (520-2,378)
4.56	2007 (429-1,957)
4.53	1995 (440-1,995)
4.50	1996 (525-2,362)

Game (min. 10 rushes)

9.52	vs. Chicago, 11/23/03 (21-200)
9.00	at San Diego, 12/28/08 (10-90)
8.44	vs. Kansas City, 12/7/03 (32-270)
8.13	vs. New England, 12/18/11 (31-252)
8.09	vs. Arizona, 12/29/02 (32-259)
7.88	vs. Seattle, 12/19/99 (33-260) (OT)
7.73	vs. Houston, 10/18/92 (22-170)
7.67	at Oakland, 11/6/11 (39-299)
7.66	vs. Cincinnati, 9/21/97 (29-222)
7.63	at N.Y. Giants, 11/5/72 (24-183)

TEAM RECORDS — RUSHING / PASSING

MOST RUSHING TOUCHDOWNS

Season

26	1998
25	2005
21	2002
	2000
20	2003
	1996
	1985
	1974
19	1994
	1990

Game

5	vs. Kansas City, 12/7/03
4	Seven times (last: vs. San Francisco, 12/23/00)

FEWEST YARDS RUSHING

Season

1,018	1982 (players' strike; nine-game season)
1,091	1961
1,173	1966
1,195	1960
1,265	1967
1,298	1962
1,311	1964
1,470	1994
1,500	1992
1,508	1963

Game

13	at Oakland, 10/22/72
14	vs. Miami, 11/2/08
18	vs. San Diego, 12/12/13
19	at Tennessee, 10/3/10
20	at Dallas, 12/10/61
26	at Washington, 10/12/92
27	vs. Pittsburgh, 11/9/09
	at Buffalo, 9/15/62
28	at St. Louis, 11/16/14
	vs New England, 11/4/84
	vs Kansas City, 10/23/66

PASSING

MOST PASS ATTEMPTS

Season

675	2013
626	1994
620	2008
617	1985
607	2014
594	1995
588	2012
581	1988
580	2010
569	2000

Game

59	vs. Tennessee, 12/8/13
	at Green Bay, 10/10/93
58	vs. San Diego, 11/19/00
57	at New England, 11/2/14
	vs. Indianapolis, 9/26/10
56	vs. Kansas City, 1/3/10
	at L.A. Raiders, 12/26/82
	at Boston, 9/21/62
	at Buffalo, 9/15/62

MOST COMPLETIONS

Season

461	2013
402	2012
399	2014
388	1994
386	2008
359	2002
354	2000
350	1995
	1993
341	2009
334	2010

Game

39	vs. Tennessee, 12/8/13
37	vs. Indianapolis, 9/26/10
36	vs. San Diego, 9/14/08
	vs. San Diego, 11/19/00
	vs. San Diego, 9/4/94
35	at Tennessee, 10/3/10
	vs. New England, 10/11/09
	at Baltimore, 9/30/02
	at Houston, 12/20/64
34	Four times, last (at St. Louis, 11/16/14)

HIGHEST COMPLETION PERCENTAGE

Season

.684	2012 (402-588)
.683	2013 (461-675)
.657	2014 (399-607)
.648	2002 (359-554)
.633	2007 (326-515)
.633	1993 (350-553)
.623	2008 (386-620)
.622	2000 (354-569)
.620	1994 (388-626)
.611	2009 (341-558)

Game (min. 10 attempts)

.917	at L.A. Raiders, 11/2/86 (11-12)
.875	vs. San Diego, 9/27/81 (21-24)
.870	vs. Kansas City, 12/10/78 (20-23)
.865	vs. Oakland, 9/23/13 (32-37)
.829	at Oakland, 12/29/13 (34-41)
.824	at Indianapolis, 12/21/03 (14-17)
.815	vs. San Francisco, 10/19/14 (22-27)
.811	vs. Philadelphia, 9/29/13 (30-37)
.808	at Tennessee, 12/25/04 (21-26)
.808	vs. Kansas City, 9/14/14 (21-26)
.800	vs. Miami, 11/23/14 (28-35)
.800	at San Diego, 10/15/12 (24-30)
.800	vs. Kansas City, 12/7/08 (32-40)

MOST YARDS PASSING (NET YARDS)

Season

*5,444	2013
4,661	2014
4,534	2012
4,471	2008
4,243	2000
4,045	1995
4,038	2010
4,017	1994
3,999	2004
3,824	2002
* - NFL record	

Game

499	vs. Atlanta, 10/31/04
479	vs. Arizona, 11/2/14
472	vs. Indianapolis, 9/26/10
459	vs. Kansas City, 11/18/74
445	vs. Baltimore, 9/5/13
443	vs. San Diego, 11/19/00
441	at Cleveland, 11/6/08
438	at New England, 11/2/14
431	vs. Oakland, 12/14/80

FEWEST YARDS PASSING (NET YARDS)

Season

1,682	1967
1,819	1982 (players' strike; nine-game season)
1,863	1977
1,995	1966
2,021	1964
2,025	1970
2,065	1971
2,204	1976
2,328	1974
2,357	1968

TEAM RECORDS — PASSING

FEWEST YARDS PASSING (NET YARDS), CONT.

Game

-53	at Oakland, 9/10/67
-7	at Houston, 9/3/66
1	at Pittsburgh, 9/4/83
6	vs. N.Y. Jets, 11/15/64
8	vs. Oakland, 9/3/78
	vs. San Diego, 11/30/75 (OT)
18	at N.Y. Jets, 12/3/67
20	at Houston, 11/14/65
30	at Philadelphia, 9/20/92
33	vs. San Diego, 10/7/79

MOST TOUCHDOWN PASSES THROWN

Season

*55	2013
40	2014
37	2012
32	1998
28	2000
27	2004
	1997
	1995
	1993
	1981
26	2001
	1996

* - NFL record

Game

*7	vs. Baltimore, 9/5/13
5	at Oakland, 11/9/14
	vs. Kansas City, 11/14/10
	vs. San Diego, 11/19/00
	vs. Minnesota, 11/18/84
	vs. Buffalo, 10/28/62
4	24 times (last: vs. San Diego, 9/14/08)

* - NFL record (tie)

MOST INTERCEPTIONS THROWN

Season

45	1961
40	1962
35	1960
34	1975
32	1964
30	1966
	1965
29	1992
	1963
28	1970

Game

8	at Houston, 12/2/62
6	vs. San Diego, 9/21/80
	vs. San Diego, 11/30/75 (OT)
	at San Diego, 9/24/72
	at Houston, 11/26/61
	vs. Buffalo, 11/19/61
	at Green Bay (at Milwaukee), 9/26/71
5	16 times (last: vs. N.Y. Jets, 10/3/99)

BEST INTERCEPTION AVOIDANCE PERCENTAGE

Season

.015	2013 (10-675)
.015	2005 (7-465)
.018	1993 (10-553)
.019	2012 (11-588)
.021	2010 (12-580)
.021	1994 (13-626)
.021	2000 (12-569)
.021	1997 (11-513)
.023	2009 (13-558)

HIGHEST AVERAGE GAIN PER ATTEMPT

Season

8.25	2013 (675-5572)
8.23	1981 (485-3,992)
8.09	1974 (329-2,660)
7.94	2012 (588-4,671)
7.87	2014 (399-607)

7.85	2004 (521-4,089)
7.85	2000 (569-4,464)
7.76	1998 (491-3,808)
7.55	1972 (384-2,900)
7.47	2002 (554-4,139)

HIGHEST AVERAGE GAIN PER COMPLETION

Season

15.79	1968 (179-2,826)
14.94	1976 (168-2,510)
14.77	1969 (192-2,835)
14.60	1967 (150-2,190)
14.46	1974 (184-2,660)
14.43	1972 (201-2,900)
14.18	1963 (217-3,076)
14.16	1966 (166-2,351)
13.90	1977 (163-2,265)
13.81	1981 (289-3,992)

FEWEST TIMES DENVER PASSER SACKED

Season

12	2008
15	2004
17	2014
20	2013
21	2012
22	1971
23	2005
24	1982 (players' strike; nine-game season)
	1965

MOST TIMES DENVER PASSER SACKED

Season

63	1963
61	1981
	1964
58	1967
55	1994
	1983
52	1992
51	1969
50	1977
48	1978
	1976

Game

11	vs. Oakland, 11/5/67
	vs. Buffalo, 12/13/64
10	at Oakland, 10/31/76
	at Oakland, 12/8/75
9	at Chicago, 10/2/83
8	Three times (last: vs. Oakland, 10/30/77)

MOST YARDAGE LOST ON SACKS

Season

590	1963
520	1964
508	1967
469	1968
461	1981
439	1983
402	1977
382	1992
366	1994
359	1975

Game

95	vs. Oakland, 11/5/67
84	vs. Buffalo, 12/13/64
78	vs. Kansas City, 12/14/68
	vs. Boston, 9/29/63
77	at Boston, 9/21/62
74	at Oakland, 12/8/75
72	at L.A. Raiders, 12/26/82
71	at Chicago, 10/2/83
67	vs. L.A. Raiders, 10/18/93
63	vs. Kansas City, 10/1/72

TEAM RECORDS — FIRST DOWNS / PUNTING

FIRST DOWNS

MOST FIRST DOWNS

Season

435	2013
383	2000
380	2012
360	2014
357	2002
354	2008
351	2004
347	1998
346	1994
344	1995

Game

39	vs. Tennessee, 12/8/13
35	vs. Philadelphia, 9/29/13
34	at Dallas, 10/6/13
	vs. San Diego, 9/14/08
	vs. San Diego, 11/19/00
	vs. Kansas City, 11/18/74
32	vs. Kansas City, 12/30/12
	at Cincinnati, 10/22/00
31	Six times (last: vs. Oakland, 9/23/13)

MOST FIRST DOWNS RUSHING

Season

145	2005
138	1997
135	1998
134	1996
133	2003
132	1987
130	1979
129	2011
	1978
127	2004

Game

19	at Chicago, 12/12/76
	vs. San Diego, 11/30/75 (OT)
18	vs. N.Y. Jets, 11/20/05
17	at Seattle, 10/29/78 (OT)
16	at Kansas City, 10/27/85
	vs. N.Y. Giants, 10/26/80
	at Kansas City, 9/24/78 (OT)
	at Boston, 9/24/65
15	Six times (last: at New England, 11/24/13)

MOST FIRST DOWNS PASSING

Season

293	2013
232	2012
227	2014
223	2008
	2000
205	1995
204	2010
202	1994
199	2002
196	1988

* - NFL record

Game

25	vs. Tennessee, 12/8/13
	vs. Kansas City, 11/24/74
24	vs. San Diego, 12/3/00
23	vs. Washington, 10/17/13
	at Houston, 12/20/64
22	vs. Oakland, 12/14/80
21	vs. Kansas City, 1/3/10
	vs. New England, 10/11/09
	vs. Atlanta, 10/31/04
20	Nine times (last: at New England, 11/2/14)

MOST FIRST DOWNS BY PENALTY

Season

43	1994
41	1986
40	2004
39	2003
38	1983
36	2012
	2000
	1988
35	2014
	2013
	1993

Game

11	vs. Houston, 10/6/85
7	at Kansas City, 9/19/99
	at Kansas City, 11/16/98
	vs. L.A. Raiders, 9/7/86
6	at Oakland, 12/6/12
	vs. Oakland, 9/12/11
	vs. Green Bay, 10/29/07 (OT)
	vs. San Francisco, 12/23/00
	at Kansas City, 11/16/97
	vs. Houston, 9/7/64

FEWEST FIRST DOWNS

Season

170	1982 (players' strike; nine-game season)
171	1966
172	1967
207	1964
217	1971
	1970
	1968
219	1961
223	1977
230	1963

Game

0	at Houston, 9/3/66
3	at Oakland, 9/10/67
4	at Philadelphia, 9/20/92
7	at Washington, 10/12/92
	at Kansas City, 12/6/70
	vs. Buffalo, 12/13/64
8	Six times (last: at Tampa Bay, 9/26/99)

PUNTING

MOST PUNTS

Season

105	1967
101	2011
96	1984
	1978
	1968
94	1985
91	1977
89	1979
87	1983
	1970

Game

12	at Buffalo, 10/25/81
	vs. Cincinnati, 10/6/68
	at Oakland, 9/10/67
11	at Seattle, 11/30/92 (OT)
	vs. Seattle, 10/20/85 (OT)
10	Seven times (last: at Baltimore, 9/11/83)

FEWEST PUNTS

Season

45	1982 (players' strike; nine-game season)
46	2008
54	1995
55	2002
60	2007
	1997
	1990
	1972
	1962
62	2000

TEAM RECORDS — PUNTING / RETURNS

FEWEST PUNTS, CONT.

Game	
0	at Dallas, 10/6/13 vs. Oakland, 9/30/12 vs. Buffalo, 12/21/08 vs. San Diego, 11/16/03 at Minnesota 11/4/90 vs. Dallas, 10/8/61
1	24 times (last: vs. Miami, 11/23/14)

HIGHEST PUNTING AVERAGE

Season	
47.4	2011 (101-4,783)
46.7	2008 (46-2,150)
46.5	1999 (84-3,908)
46.3	2012 (67-3,099)
46.2	1998 (67-3,097)
45.2	1966 (77-2,878)
45.1	1973 (69-3,114)
45.0	1982 (45-2,026) (players' strike; nine-game season)
44.9	1967 (105-4,713)
44.7	2001 (82-3,668)
Game (min. 4 punts)	
57.2	vs. L.A. Raiders, 9/26/88 (5-286) (OT)
56.6	vs. Seattle, 11/24/84 (5-283)
56.2	at Arizona, 12/12/10 (5-281)
55.8	vs. Cincinnati, 9/18/11 (6-335)
55.8	vs. San Diego, 12/16/90 (5-279)
55.0	at New England, 10/27/91 (5-275)
54.4	at Oakland, 9/20/98 (5-272)
54.3	at Arizona, 9/23/01 (4-217) vs. Minnesota, 10/31/99 (4-217)
54.2	at Oakland, 10/10/99 (5-271)

LOWEST PUNTING AVERAGE

Season	
35.1	1976 (84-2,945)
36.4	1978 (96-3,494)
37.3	1960 (70-2,610)
39.0	2002 (55-2,145)
39.2	1977 (91-3,563)
39.3	1986 (86-3,376)
39.4	1961 (80-3,149)
39.6	2000 (62-2,455)
39.9	1989 (80-3,188)
39.9	1975 (63-2,515)

HIGHEST NET PUNTING AVERAGE (SINCE 1976)

Season	
42.1	2012 (67-2,822)
40.2	2011 (101-4,058)
38.8	2013 (65-2,522)
38.5	1990 (60-2,313)
38.1	1997 (60-2,283)
38.0	2005 (73-2,771)
37.9	1988 (68-2,574)
37.8	2008 (46-1,740)
37.8	1982 (45-1,699) (players' strike; nine-game season)
37.7	1992 (85-3,203)

Game (min. 4 punts)

52.8	vs. L.A. Raiders, 9/26/88 (5-264) (OT)
52.3	vs. San Diego, 11/11/01 (6-314)
52.3	at Houston, 12/4/77 (4-209)
51.2	vs. San Diego, 12/16/90 (5-256)
51.0	vs. Cincinnati, 9/18/11 (6-306)
50.6	at Atlanta, 9/17/12 (5-253)
48.8	at Minnesota, 12/4/11 (6-293)
48.0	vs. Arizona, 10/5/14 (4-192)
48.3	vs. San Francisco, 9/19/82 (6-290)
47.0	vs. Seattle, 11/25/84 (5-235)

PUNT RETURNS

MOST PUNT RETURNS

Season	
63	1970
58	1977
54	1999
53	1988
51	1981
	1978
	1976
49	1996
48	2012
	1987
	1986
Game	
8	at Carolina, 11/11/12 vs. Chicago, 12/11/11 vs. San Diego, 12/27/87 vs. Baltimore, 10/22/78 vs. San Diego, 11/30/75 (OT) at Kansas City, 10/6/74 at Buffalo, 9/20/70
7	Eight times (last: vs. Miami, 12/12/04)

MOST PUNT RETURN YARDS

Season	
712	1977
640	1976
596	2011
583	1996
582	1978
556	1970
555	1997
552	1986
486	1987
474	1974
Game	
168	vs. Carolina, 11/9/97
167	vs. Pittsburgh, 11/6/77
150	vs. San Diego, 12/27/88
128	vs. Oakland, 9/12/11 vs. San Francisco, 9/19/82
126	at N.Y. Jets, 12/3/67
125	at Carolina, 11/11/12 vs. Cleveland, 9/26/76
121	at N.Y. Giants, 9/15/13 vs. St. Louis, 9/14/97 at Buffalo, 9/20/70

HIGHEST PUNT RETURN AVERAGE

Season	
14.5	1982 (21-305) (players' strike; nine-game season)
13.5	1997 (41-555)
13.5	1967 (26-351)
13.1	2001 (31-405)
12.9	1963 (30-387)
12.7	2011 (47-596)
12.5	1976 (51-640)
12.3	1977 (58-712)
12.2	1969 (37-450)
11.9	1996 (49-583)

MOST PUNT RETURN TOUCHDOWNS

Season	
4	1976
3	1997
2	2011, 2003, 1986, 1982
1	17 times (last: 2013)
Game	
2	vs. Carolina, 11/9/97 vs. Cleveland, 9/26/76
1	26 times (last: at N.Y. Giants, 9/15/13)

KICKOFF RETURNS

MOST KICKOFF RETURNS

Season	
78	1963
76	1964
75	1994
71	2008
	1965
67	2001
	1960
66	2000
	1990
	1961

TEAM RECORDS — KICK RETURNS / FUMBLES

MOST KICKOFF RETURNS, CONT.

Game	
10	at Arizona, 12/12/10 at Indianapolis, 10/31/88 vs. Boston, 10/4/64
9	at San Diego, 12/22/63 at Buffalo, 12/24/11 at San Diego, 12/28/08 at Kansas City, 12/18/83 at Boston, 10/18/63 vs. Kansas City, 9/7/63
8	18 times (last: at Oakland, 12/19/10)

MOST KICKOFF RETURN YARDS

Season	
1,801	1963
1,758	1964
1,731	1965
1,576	2001
1,558	1966
1,550	2008
1,547	1960
1,523	1994
1,518	1967
1,501	1961

Game	
295	vs. Boston, 10/4/64
289	vs. Kansas City, 9/7/63
272	at Arizona, 12/12/10
238	at Kansas City, 10/8/63
226	at Indianapolis, 10/31/88
217	at San Diego, 10/29/61
216	at Houston, 9/3/66
215	at San Diego, 10/29/61
211	at Minnesota, 11/4/90
208	vs. Boston, 11/11/62 at Boston, 9/21/62

HIGHEST KICKOFF RETURN AVERAGE

Season	
26.9	1966 (58-1,588)
25.3	1967 (60-1,518)
25.1	2014 (32-802)
25.0	2013 (39-974)
24.5	2011 (39-956)
24.5	1975 (59-1,446)
24.4	1965 (71-1,731)
24.3	2010 (59-1,435)
24.2	1998 (58-1,402)
23.9	1996 (50-1,195)

MOST KICKOFF RETURN TOUCHDOWNS

Season	
3	1966
1	Nine times (last: 2013)
Game	
1	12 times (last: vs. Philadelphia, 9/29/13)

FUMBLES

MOST BRONCOS FUMBLES

Season	
36	1984
	1966
35	1979
34	1988
	1983
	1963
33	1999
	1961
32	1960
31	1991
Game	
6	vs. Washington, 11/18/01 vs. Philadelphia, 10/29/89 vs. Cleveland, 10/19/75 at Boston, 11/6/66 vs. L.A. Chargers, 10/16/60
5	16 times (last: at New England, 11/24/13)

MOST BRONCOS FUMBLES LOST

Season	
20	1961
19	1983
18	1994
	1993
	1981
	1979
17	Seven times (last: 2011)
Game	
5	vs. Cleveland, 10/19/75 vs. Chicago, 9/30/73
4	Eight times (last: at Indianapolis, 10/31/88)

FEWEST BRONCOS FUMBLES

Season	
15	2009
	1969
16	2014
17	1998
18	2008
19	2005
21	2002
	1973
22	2012
23	2004
	1976
	1974
	1970

FEWEST BRONCOS FUMBLES LOST

Season	
5	2014
6	2003
	1998
7	2002
8	2001
	1985
	1969
	1964
9	2005, 2004, 1973

MOST OPPONENT FUMBLES

Season	
46	1983
44	1984
43	1989
40	1964
37	1975
36	1990
	1981
	1971
35	1987, 1970, 1966
Game	
7	vs. Green Bay, 10/15/84 vs. Seattle, 11/20/83 at Oakland, 10/4/81 vs. Buffalo, 12/13/64
6	11 times (last: at New England, 11/24/13)

MOST OPPONENT FUMBLES RECOVERED

Season	
24	1984
23	1981
22	1989
21	1964
20	1983
	1971
	1963
19	1987, 1979, 1962
Game	
6	at Buffalo, 12/2/79
5	vs. Seattle, 12/13/81 at Boston, 11/6/66 vs. Buffalo, 12/13/64 at Oakland, 10/14/62
4	11 times (last: at L.A. Raiders, 10/28/84) (OT)

TEAM RECORDS — FUMBLES / TURNOVERS / PENALTIES

FEWEST OPPONENT FUMBLES

Season	
15	2008
17	1982 (players' strike; nine-game season)
19	2011
20	1995
21	2014
22	2010
	1985
	1974

FEWEST OPPONENT FUMBLES RECOVERED

Season	
7	2014
	2008
	1982 (players' strike; nine-game season)
8	2012
	2010
	2004
9	2013
	2011
	1996
10	1991

TURNOVERS

MOST TAKEAWAYS

Season	
55	1984 (31 INT / 24 FUM)
53	1964 (32 INT / 21 FUM)
47	1987 (28 INT / 19 FUM)
	1983 (27 INT / 20 FUM)
46	1981 (23 INT / 23 FUM)
	1962 (27 INT / 19 FUM)
44	2000 (27 INT / 17 FUM)
	1978 (31 INT / 13 FUM)
	1960 (27 INT / 17 FUM)
43	1989 (21 INT / 22 FUM)

Game

10	at Detroit, 10/7/84 (7 INT / 3 FUM)
8	vs. Seattle, 11/20/83 (4 INT / 4 FUM)
	at Oakland, 10/16/77 (7 INT / 1 FUM)
7	Eight times [last: at L.A. Raiders, 10/28/84 (3 INT / 4 FUM)]

FEWEST TAKEAWAYS

Season	
13	2008 (6 INT / 7 FUM)
18	2011 (9 INT / 9 FUM)
	2010 (10 INT / 8 FUM)
19	1982 (12 INT / 7 FUM) (players' strike; nine-game season)
20	2004 (12 INT / 8 FUM)
	2003 (9 INT / 11 FUM)
21	1995 (8 INT / 13 FUM)
22	2002 (9 INT / 13 FUM)
	1972 (10 INT / 12 FUM)
24	2012 (17 INT / 8 FUM)

MOST GIVEAWAYS

Season	
*65	1961 (45 INT / 20 FUM)
54	1962 (40 INT / 14 FUM)
52	1960 (35 INT / 17 FUM)
48	1975 (34 INT / 14 FUM)
47	1966 (30 INT / 17 FUM)
46	1965 (30 INT / 16 FUM)
43	1992 (29 INT / 14 FUM)
	1963 (28 INT / 15 FUM)
41	1983 (22 INT / 19 FUM)
	1979 (23 INT / 18 FUM)
	1970 (28 INT / 13 FUM)

* - NFL Record

Game

9	at Houston, 12/2/62 (8 INT / 1 FUM)
	vs. Buffalo, 11/19/61 (6 INT / 3 FUM)
8	vs. Buffalo, 9/19/65 (5 INT / 3 FUM)
	at Houston, 11/26/61 (6 INT / 2 FUM)
7	Seven times [last: vs. San Diego, 9/21/80 (6 INT / 1 FUM)]

FEWEST GIVEAWAYS

Season	
16	2005 (7 INT / 9 FUM)
20	2014 (15 INT / 5 FUM)
	1998 (14 INT / 6 FUM)
21	1997 (11 INT / 10 FUM)
23	2009 (13 INT / 10 FUM)
24	2003 (18 INT / 6 FUM)
25	2012 (11 INT / 14 FUM)
	2000 (12 INT / 13 FUM)
	1991 (12 INT / 13 FUM)
26	2013 (10 INT / 16 FUM)

CONSECUTIVE GAMES WITH A TAKEAWAY

36	1982-84 (2nd game '82 through 12th game '84)
----	--

CONSECUTIVE GAMES WITHOUT A GIVEAWAY

4	2005 (3rd through 6th)
---	------------------------

BEST TAKEAWAY RATIO

Season	
+21	1984 (55 Takeaways / 34 Giveaways)
+20	2005 (36/16)
+19	2000 (44/25)
+13	1964 (53/40)
+12	1977 (39/27)
+11	1989 (43/32)
	1987 (47/36)
	1967 (41/30)
+10	2001 (37/27)
	1998 (30/20)
	1997 (31/21)
	1978 (44/34)

Game

+8	at Oakland, 10/16/77 (8 Takeaways / 0 Giveaways)
----	--

WORST TAKEAWAY RATIO

Season	
-25	1961 (40 Takeaways / 65 Giveaways)
-17	2008 (13/30)
	1982 (19/36)
-16	1975 (32/48)
	1966 (31/47)
-12	2011 (18/30)
	1992 (31/43)
	1972 (22/34)
-9	2010 (18/27)
	2004 (20/29)
	1995 (21/30)
	1980 (28/37)

Game

-9	vs. Buffalo, 11/19/61 (0 Takeaways / 9 Giveaways)
----	---

PENALTIES

MOST PENALTIES

Season	
132	1978
120	2014
117	2013
116	1997
	1979
115	1998
114	1999
112	1993
109	1996
	1995

Game

15	vs. Tampa Bay, 11/7/76
14	at Kansas City, 9/20/93
	vs. Oakland, 10/17/76
	at N.Y. Jets, 10/28/73
13	vs. Kansas City, 11/17/13
	at N.Y. Giants, 9/15/13
	at San Diego 9/24/95
	at Green Bay, 10/10/93
	at Seattle, 10/22/89 (OT)
	at Seattle, 12/8/79

TEAM RECORDS — PENALTIES / THIRD DOWNS / DEFENSE

MOST YARDS PENALIZED

Season

1,092	1978
1,045	2014
1,023	1998
1,006	1997
	1979
1,000	2013
986	1976
949	1996
944	2010
922	2003

Game

160	vs. Tampa Bay, 11/7/76
148	at Seattle, 10/14/01
146	at Kansas City, 12/16/01 (OT)
134	vs. Pittsburgh, 11/6/77
132	at N.Y. Giants, 9/15/13
	at Oakland, 10/17/76
130	vs. N.Y. Titans, 11/22/62
128	at Minnesota, 10/26/87
	at Seattle, 12/8/79
124	vs. Cleveland, 12/14/03 (OT)

FEWEST PENALTIES

Season

48	1967
54	1982 (players' strike; nine-game season)
	1960
60	1961
64	1962
65	1963
66	1966
67	2006
	1971
69	1965

Game

0	vs. Kansas City, 9/17/06 (OT)
	at Chicago, 12/18/93
	vs. Kansas City, 12/16/67
1	18 times (last: vs. Oakland, 12/28/14))

FEWEST YARDS PENALIZED

Season

478	2006
501	1960
512	1967
516	1982 (players' strike; nine-game season)
548	1963
560	1961
594	1989
610	2007
613	1962
632	1974

Game

0	vs. Kansas City, 9/17/06 (OT)
	at Chicago, 12/18/93
	vs. Kansas City, 12/17/67
	at Boston, 9/21/62
5	vs. Kansas City, 12/7/08
	at Arizona, 12/17/06
	vs. Atlanta, 10/16/88
	at Kansas City, 10/27/85
	vs. Kansas City, 9/7/63
	vs. Boston, 11/11/62
	vs. Dallas, 10/30/60

THIRD DOWNS (SINCE 1972)

MOST THIRD DOWN ATTEMPTS

Season

252	1985
-----	------

MOST THIRD DOWN CONVERSIONS

Season

112	1996
-----	------

HIGHEST THIRD DOWN PERCENTAGE

Season

.489	1996 (112-229)
------	----------------

TOTAL DEFENSE

FEWEST POINTS ALLOWED

Season

148	1977
198	1978
206	1976
226	1989
	1982 (players' strike; nine-game season)
235	1991
241	1984
258	2005
262	1979
264	1970

Game (List of Denver Shutouts: 17)

Denver 24, N.Y. Jets 0, 11/20/05
Denver 34, Carolina 0, 11/9/97
Denver 27, Oakland 0, 10/16/95
Denver 12, at Cleveland 0, 9/27/92
Denver 37, at Phoenix 0, 12/16/89
Denver 12, at San Diego 0, 10/2/88
Denver 24, San Diego 0, 12/27/87
Denver 34, Detroit 0, 11/1/87
Denver 21, Kansas City 0, 10/23/84
Denver 17, at Oakland 0, 10/4/81
Denver 7, San Diego 0, 10/7/79
Denver 10, Cincinnati 0, 9/2/79
Denver 7, St. Louis 0, 9/18/77
Denver, 17, at San Diego 0, 11/14/76
Denver 26, San Diego 0, 10/3/76
Denver 27, Cleveland 0, 10/24/71
Denver 13, San Diego 0, 11/2/69

FEWEST TOUCHDOWNS ALLOWED

Season

18	1977
21	1978
22	1991
25	1989
	1982 (players' strike; nine-game season)
	1976
26	1984
27	1993
28	1970
29	2006

FEWEST FIELD GOALS ALLOWED

Season

8	1977
12	1976
13	1995
	1961
14	2005
	1998
	1997
	1987
	1965
15	1981
	1979
	1967
	1963

FEWEST TOTAL PLAYS ALLOWED

Season

616	1982 (players' strike; nine-game season)
825	1971
838	1970
847	1963
850	1965
871	1966
872	1973
876	1972
899	1961
901	1975

TEAM DEFENSIVE RECORDS — TOTAL / RUSHING

FEWEST TOTAL PLAYS ALLOWED, CONT.

Game	
37	at Indianapolis, 12/21/03
40	at Jacksonville, 9/19/04
	vs. San Diego, 11/16/03
	vs. San Diego, 10/6/03
42	vs. Green Bay, 12/30/90
	vs. San Diego, 11/30/75 (OT)
43	vs. N.Y. Jets, 11/20/05
	vs. Indianapolis, 1/2/05
44	at Kansas City, 11/30/14
	at Oakland, 9/24/00
	at Boston, 9/24/65
	vs. Boston, 9/29/63

FEWEST TOTAL YARDS ALLOWED

Season	
3,169	1982 (935 rush/2,234 pass) (players' strike; nine-game season)
3,705	1970 (1,351/2,354)
3,734	1976 (1,709/2,025)
3,775	1977 (1,531/2,244)
3,819	1971 (1,834/1,985)
3,851	1972 (1,668/2,183)
4,006	1975 (1,974/2,032)
4,235	1973 (1,795/2,440)
4,297	1965 (1,337/2,960)
4,391	1974 (1,808/2,583)
Game	
60	at Cleveland, 10/24/71 (24 rush/36 pass)
66	vs. Chicago, 12/5/71 (73/-7)
70	vs. San Diego, 11/2/69 (50/20)
92	vs. New England, 11/11/79 (58/34)
96	vs. San Diego, 11/16/03 (40/56)
101	at Phoenix, 12/16/89 (22/79)
119	vs. Kansas City, 12/30/12 (93/26)
121	vs. Kansas City, 10/4/70 (88/33)
123	vs. San Diego, 11/30/75 (59/64) (OT)
	at Philadelphia, 10/31/71 (46/77)

LOWEST AVERAGE YIELD PER PLAY

Season	
4.01	1977 (931-3,775)
4.14	1976 (919-3,734)
4.38	1978 (1,016-4,448)
4.39	1972 (876-3,851)
4.42	1970 (838-3,705)
4.45	1975 (901-4,006)
4.51	1989 (977-4,407)
4.58	2012 (1,015-4,652)
4.62	1971 (825-3,819)
4.65	1974 (945-4,391)

Game	
1.12	vs. Chicago, 12/5/71 (59-66)
1.25	vs. San Diego, 11/2/69 (56-70)
1.30	at Cleveland, 10/24/71 (46-60)
1.61	vs. New England, 11/11/79 (57-92)
2.06	at Phoenix, 12/16/89 (49-101)
2.16	vs. Kansas City, 10/4/70 (56-121)
2.25	at San Diego, 11/14/76 (57-128)
2.30	vs. Buffalo, 9/25/77 (56-129)

RUSHING DEFENSE

FEWEST RUSHES ALLOWED

Season	
293	1982 (players' strike; nine-game season)
344	2005
	2000
345	1996
349	2014
356	1998
379	2003
	2002
381	1997

Game

8	vs. N.Y. Jets, 11/20/05
9	at New Orleans, 12/3/00
	vs. Cleveland, 10/15/00
	at New England, 11/17/96
10	at San Diego, 12/29/87
	at San Diego, 10/12/86
11	at Jacksonville, 10/2/05
	vs. Green Bay, 10/17/99
	at N.Y. Jets, 12/3/67
12	at Indianapolis, 12/21/03
	at Detroit, 12/25/99
	vs. Kansas City, 10/27/96
	at Phoenix, 12/16/89

FEWEST RUSHING YARDS ALLOWED

Season	
935	1982 (players' strike; nine-game season)
1,276	2014
1,287	1998
1,331	1996
1,337	1965
1,351	1970
1,363	2005
1,418	1993
1,458	2012
1,489	2002

Game

0	at Kansas City, 12/19/65
12	at Jacksonville, 10/2/05
16	vs. Kansas City, 12/9/07
17	at New England, 11/17/96
18	vs. Pittsburgh, 9/27/70
19	vs. N.Y. Jets, 11/20/05
20	at San Diego, 10/2/88
21	at New Orleans, 12/3/00
	vs. Green Bay, 10/17/99
	vs. Oakland, 10/16/95

LOWEST AVERAGE YIELD PER RUSH

Season	
3.19	1982 (293-935) (players' strike; nine-game season)
3.26	1977 (470-1,531)
3.30	1970 (409-1,351)
3.37	1979 (502-1,693)
3.45	1976 (496-1,709)
3.48	1965 (384-1,337)
3.57	1993 (397-1,418)
3.60	1978 (549-1,979)
3.61	2012 (404-1,458)
3.62	1998 (356-1,287)

Game (min. 10 rushes)

0.00	at Kansas City, 12/19/65 (20-0)
0.64	vs. Pittsburgh, 9/27/70 (28-18)
0.94	vs. Kansas City, 12/9/07 (17-16)
1.10	at Jacksonville, 10/2/05 (11-12)
1.21	at N.Y. Giants, 9/15/13 (19-23)
1.29	at Miami, 12/21/98 (28-36)
1.47	vs. Cincinnati, 12/14/69 (19-28)
1.50	at San Diego, 11/14/76 (22-33)
1.54	at San Diego, 10/2/88 (13-20)
1.60	at Cleveland, 10/24/71 (15-24)

FEWEST RUSHING TOUCHDOWNS ALLOWED

Season	
5	2012
	1996
	1977
6	1993
7	1970
8	1998
	1991
	1982 (players' strike; nine-game season)
9	2014
	2001

TEAM DEFENSIVE RECORDS — PASSING

PASSING DEFENSE

FEWEST PASS ATTEMPTS ALLOWED

Season	
307	1982 (players' strike; nine-game season)
348	1975
356	1971
379	1970
387	1973
	1960
391	1976
396	1966
397	1972
408	1963

Game

10	at Kansas City, 9/24/78 (OT)
12	vs. Oakland, 11/23/08
	at Oakland, 10/19/97
	at Kansas City, 10/18/81
13	at Minnesota, 11/4/90
14	at Cincinnati, 10/22/00
	vs. N.Y. Giants, 11/15/92
	vs. Oakland, 10/30/77
	at New England, 11/28/76
	at Kansas City, 11/27/69
	at Houston, 11/20/60

FEWEST COMPLETIONS ALLOWED

Season	
150	1971
172	1982 (players' strike; nine-game season)
181	1975
189	1960
191	1970
192	1966
194	1961
202	1973, 1965, 1962

Game

2	at Cincinnati, 10/22/00
	at Chicago, 12/12/76
5	at Green Bay, 9/26/71
	vs. Dallas, 10/8/61
6	Four times (last: at Minnesota, 11/4/90)
7	14 times (last: vs. Kansas City, 12/30/12)

LOWEST COMPLETION PCT. ALLOWED

Season	
.421	1971 (150-356)
.448	1961 (194-433)
.459	1965 (202-440)
.466	1967 (214-459)
.478	1962 (202-423)
.485	1966 (192-396)
.488	1960 (189-387)
.489	19164 (215-440)
.500	1963 (204-408)
.504	1970 (191-379)

Game (min. 10 attempts)

.118	at Chicago, 12/12/76 (2-17)
.143	at Cincinnati, 10/22/00 (2-14)
.226	vs. Chicago, 12/5/71 (7-31)
.259	at Cleveland, 10/24/71 (7-27)
.263	at Green Bay (at Milwaukee), 9/26/71 (5-19)
.281	vs. Seattle, 10/20/85 (9-32) (OT)
.286	vs. Buffalo, 12/13/64 (6-21)
.289	vs. N.Y. Jets, 11/15/64 (11-38)
.292	vs. L.A. Raiders, 9/6/92 (7-24)
.294	vs. Dallas, 10/8/61 (5-17)

FEWEST PASSING YARDS ALLOWED (NET YARDS)

Season	
1,985	1971
2,025	1976
2,032	1975
2,183	1972
2,234	1982 (players' strike; nine-game season)
2,244	1977
2,354	1970
2,440	1973
2,469	1978
2,515	1966

FEWEST PASSING YARDS ALLOWED (NET YARDS), CONT.

Game

-7	vs. Chicago, 12/5/71
14	at Cincinnati, 10/22/00
18	at Kansas City, 12/6/70
26	vs. Kansas City, 12/30/12
33	vs. Kansas City, 10/4/70
34	vs. New England, 11/11/79
36	at Cleveland, 10/24/71
39	vs. N.Y. Giants, 11/15/92
	vs. Dallas, 10/8/61
42	at Oakland, 9/27/09

FEWEST TOUCHDOWN PASSES ALLOWED

Season

8	1976
9	1978
11	1979
	1977
12	1991
13	2006, 1989, 1981
14	1982 (players' strike; nine-game season), 1975, 1974

MOST OPPONENT PASSES INTERCEPTED

Season

32	1964
31	1984, 1978
28	1987, 1967
27	2000, 1983, 1962, 1960
26	1961

Game

7	at Detroit, 10/7/84
	at Oakland, 10/16/77
6	vs. Boston, 9/3/67
	at Houston, 11/14/65
	vs. N.Y. Jets, 11/15/64
	at Buffalo, 9/18/60
5	10 times (last: vs. New England, 10/28/01)

HIGHEST PCT. OF OPPONENT PASSES INTERCEPTED

Season

.073	1964 (32-440)
.071	1978 (31-438)
.070	1960 (27-387)
.064	1962 (27-423)
.061	1987 (28-456)
.061	1976 (24-391)
.061	1967 (28-459)
.060	1961 (26-433)
.059	1977 (25-426)
.057	1965 (25-440)

MOST YARDS ON INTERCEPTION RETURNS

Season

510	1984
491	1977
483	1962
465	1965
459	1964
452	1976
439	1998
417	1960
413	1967
403	1987

Game

162	vs. Baltimore, 11/27/77
133	at Buffalo, 9/18/60
128	at N.Y. Jets, 12/3/67
126	at Oakland, 11/13/05
123	at Oakland, 9/20/98
117	vs. Oakland, 10/5/62
111	vs. San Diego, 12/27/87
	at Detroit, 10/7/84
110	vs. Kansas City, 10/9/77
108	vs. Cincinnati, 9/1/91
	vs. Dallas, 10/5/86

MOST INTERCEPTIONS RETURNED FOR TOUCHDOWN

Season

5	2012, 2000, 1997
---	------------------

Game

2	vs. Kansas City, 9/10/89
	vs. Tampa Bay, 11/7/76
	vs. Oakland, 10/5/62

TEAM DEFENSIVE RECORDS — PASSING / SPECIAL TEAMS

MOST SACKS

Season

57	1984
52	2012
	1991
50	1999
	1992
	1970
49	1986
47	1998
	1989
	1985

Game

10	at Cincinnati, 10/19/69
9	vs. N.Y. Jets, 9/1/96
	vs. Chicago, 12/5/71
	vs. Buffalo, 11/19/61
8	vs. Seattle, 12/20/92
	vs. Seattle, 11/26/89
	vs. N.Y. Jets, 11/15/64
	vs. Oakland, 11/29/64
7	11 times (last: at Carolina, 11/11/12)

MOST YARDS ON SACKS

Season

459	1986
456	1970
447	1964
435	1971
430	1984
378	1985
374	1989
364	2012
363	1969
357	1972

Game

95	vs. N.Y. Jets, 11/15/64
86	vs. Seattle, 11/26/89
76	vs. Kansas City, 10/4/70
75	vs. New England, 12/17/72
73	at Cincinnati, 10/19/69
72	at Seattle, 12/21/80
	at Houston, 10/14/73
71	vs. Jacksonville, 10/25/98
70	vs. Chicago, 12/5/71
	vs. Atlanta, 10/18/70

LOWEST AVERAGE YIELD PER PASS ATTEMPT

Season

5.23	2012 (611-3,194)
5.79	1976 (391-2,265)
6.00	1977 (426-2,556)
6.02	1997 (526-3,166)
	2014 (399-3,859)
6.03	1996 (566-3,413)
6.16	2003 (495-3,049)
6.19	1978 (438-2,712)
6.25	2005 (613-3,833)
6.32	2009 (510-3,222)

LOWEST AVERAGE YIELD PER COMPLETION

Season

9.67	2014 (399-3,859)
9.95	2012 (611-3,194)
9.97	2002 (360-3,588)
10.58	1976 (214-2,265)
10.81	2009 (298-3,222)
10.88	1977 (235-2,556)
10.92	1997 (290-3,166)
11.02	1978 (246-2,712)
11.05	2006 (327-3,612)
11.14	2005 (344-3,833)
11.22	1979 (296-3,321)

SAFETIES

MOST SAFETIES OF OPPONENT

Season

3	1990
2	2012
	1999
	1986
	1982
	1970
	1967

Game

2	at Seattle, 1/2/83
1	31 times (last: at Seattle, 9/21/14)

PUNTING

LOWEST OPPONENT PUNTING AVERAGE

Season

39.0	1960 (67-2,611)
39.4	1982 (42-1,653)
40.5	1961 (77-3,120)
41.0	1989 (84-3,440)
41.1	1985 (94-3,868)
41.4	1990 (62-2,565)
41.4	1964 (59-2,441)
41.5	1984 (81-3,361)
41.5	1967 (65-2,699)
41.6	1980 (70-2,914)

Game (min. 4 punts)

24.6	at Dallas, 12/10/61 (5-123)
25.0	at Kansas City, 10/27/85 (5-125)
26.0	vs. Oakland, 11/22/99 (7-182) (OT)
27.3	at Cleveland, 10/1/89 (6-164)
30.0	at Kansas City, 10/20/02 (5-150) (OT)
	vs. Buffalo, 11/27/60 (6-180)
30.3	at Minnesota, 9/11/78 (6-182) (OT)
30.4	at Houston, 10/26/69 (5-152)
31.0	at Kansas City, 12/18/83 (5-155)
31.4	vs. Houston, 11/6/60 (5-157)

PUNT RETURNS

LOWEST OPPONENT PUNT RETURN AVERAGE

Season

4.81	1978 (47-226)
5.48	1995 (25-137)
5.97	2012 (33-197)
6.07	1991 (28-170)
6.13	1968 (46-282)
6.87	2006 (39-268)
7.03	1969 (35-246)
7.10	1994 (39-275)
7.23	1990 (22-159)
7.35	1977 (54-397)

FEWEST OPPONENT PUNTS RETURNED FOR TOUCHDOWN

Season

0	34 times (last: 2013)
---	-----------------------

KICKOFF RETURNS

LOWEST OPPONENT KICKOFF RETURN AVERAGE

Season

17.14	1961 (42-720)
17.44	1989 (72-1,256)
17.68	1991 (62-1,096)
17.76	1993 (63-1,119)
17.91	1983 (46-824)
19.12	1990 (69-1,319)
19.15	1987 (61-1,168)
19.54	1992 (13-254)
19.90	1988 (52-1,035)
19.94	1994 (70-1,396)

FEWEST OPPONENT KICKOFFS RETURNED FOR TOUCHDOWN

Season

0	37 times (last: 2014)
---	-----------------------

TEAM DEFENSIVE RECORDS / OPPONENT INDIVIDUAL RECORDS

FIRST DOWNS

FEWEST OPPONENT FIRST DOWNS

Season	
176	1982 (players' strike; nine-game season)
199	1970
206	1971
217	1977
222	1976
233	1961
234	1962
235	2004
239	1973
241	2003

Game

3	vs. San Diego, 11/30/75 (OT)
5	vs. San Diego, 11/16/03
	vs. Green Bay, 10/17/99
	at Chicago, 12/12/76
6	at Cleveland, 10/24/71
	vs. Oakland, 11/20/66
7	Six times (last: vs. Kansas City, 12/9/07)

FEWEST OPPONENT RUSHING FIRST DOWNS

Season	
53	1982 (players' strike; nine-game season)
60	2014
67	1996
	1970
73	2012
77	2003
	1977
80	2000
	1998
81	1991

Game

0	at Oakland, 11/9/14
	vs. Carolina, 11/9/97
	vs. Kansas City, 10/27/96
	vs. Oakland, 10/16/95
1	24 times (last: at N.Y. Jets, 10/12/14)

FEWEST OPPONENT PASSING FIRST DOWNS

Season	
91	1971
104	1982 (players' strike; nine-game season)
	1976
106	1975
118	1970
120	1978
121	1973
122	1966

Game

1	at Chicago, 12/12/76
	vs. San Diego, 11/30/75 (OT)
2	vs. Kansas City, 12/30/12
	vs. San Diego, 11/16/03
	at Cincinnati, 10/22/00
	vs. Dallas, 10/8/61

FEWEST OPPONENT FIRST DOWNS BY PENALTY

Season	
11	2006
12	1968
13	1993, 1984
14	1991, 1989, 1970
15	1990, 1988, 1984, 1962

PENALTIES

MOST OPPONENT PENALTIES

Season	
139	2005
138	1983
137	2003
134	1994
130	1997
128	1993
126	1986
123	2012
120	2004
119	1996

MOST OPPONENT PENALTIES, CONT.

Game

20	vs. Oakland, 12/15/96
16	vs. Baltimore, 12/11/83
	vs. Chicago, 9/26/78
15	at Oakland, 11/6/11
	vs. Oakland, 9/12/11
	at Jacksonville, 10/2/05
	vs. Houston, 10/6/85
14	Six times (last: vs. New England, 11/3/03)

MOST OPPONENT PENALTY YARDS

Season

1,118	1997
1,096	1983
1,062	2004
1,034	1986
1,033	1979
1,031	2003
	1994
1,019	1993
1,016	1999
989	2005

Game

188	vs. Houston, 10/6/85
157	vs. Oakland, 12/15/96
147	vs. Chicago, 10/16/78
145	at Seattle, 12/8/79
140	at Houston, 10/26/69
137	at Kansas City, 11/16/98
134	at Seattle, 9/7/97
132	vs. Chicago, 9/30/73
131	vs. Oakland, 9/12/11
130	at Oakland, 11/6/11

THIRD DOWNS (SINCE 1972)

FEWEST OPPONENT THIRD DOWN ATTEMPTS

Season

132	1982 (players' strike; nine-game season)
183	1987

FEWEST OPPONENT THIRD DOWN CONVERSIONS

Season

48	1982 (players' strike; nine-game season)
61	2003

LOWEST OPPONENT THIRD DOWN PERCENTAGE

Season

.295	2003 (61-207)
------	---------------

INDIVIDUAL TOTAL OFFENSE

MOST YARDS TOTAL OFFENSE

(COMBINED PASSING AND RUSHING YARDS)

513	Tony Romo, at Dallas, 10/6/13 (506/7)
472	Matt Cassel, vs. Kansas City, 11/14/10 (469/3)
454	Aaron Brooks, at New Orleans, 12/3/00 (441/13)
448	Len Dawson, at Kansas City, 11/1/64 (435/13)
444	Aaron Rodgers, at Green Bay, 10/2/11 (308/36)
442	Ben Roethlisberger, at Pittsburgh, 11/5/06 (433/9)
	Kurt Warner, at St. Louis, 9/4/00 (441/1)
428	Dave Krieg, vs. Seattle, 11/20/83 (420/8)
421	Drew Brees, vs. New Orleans, 9/21/08 (421/0)
419	Cotton Davidson, at Oakland, 10/25/64 (419/0)

RUSHING

MOST CARRIES

37	LaDainian Tomlinson, at San Diego, 12/1/02 (OT)
36	Earl Campbell, vs. Houston, 11/2/80
35	Corey Dillon, at Cincinnati, 11/1/98
34	Larry Johnson, at Kansas City, 11/23/06
33	Justin Fargas, at Oakland, 12/2/07
	Shaun Alexander, at Seattle, 10/14/01
	Jerome Bettis, at L.A. Rams, 11/6/94
32	Jamal Lewis, at Baltimore, 10/26/03
31	Frank Gore, vs. San Francisco, 12/31/06 (OT)
	Dominic Rhodes, at Indianapolis, 1/6/02
	Curtis Martin, vs. N.Y. Jets, 10/3/99
	Mark van Eeghen, vs. Oakland, 10/30/77

OPPONENT INDIVIDUAL RECORDS

MOST RUSHING YARDS

278	Corey Dillon, at Cincinnati, 10/22/00
259	Jamaal Charles, vs. Kansas City, 1/3/10
227	Napoleon Kaufman, at Oakland, 10/19/97
220	LaDainian Tomlinson, at San Diego, 12/1/02 (OT)
218	Ahman Green, at Green Bay, 12/28/03
198	Larry Johnson, at Kansas City, 9/28/08
192	Curt Warner, at Seattle, 12/20/86
185	Billy Sims, vs. Detroit, 10/11/81
183	Jermaine Fazande, vs. San Diego, 1/2/00
	Paul Lowe, at San Diego, 12/22/63

HIGHEST AVERAGE GAIN PER RUSH (MIN. 8 ATT.)

14.70	Michael Turner, vs. San Diego, 10/7/07 (10-147)
12.64	Corey Dillon, at Cincinnati, 10/22/00 (22-278)
12.58	Abner Haynes, at Miami, 9/17/67 (12-151)
12.50	Booker Russell, vs. Oakland, 11/25/79 (8-100)
11.58	Ed Podolak, at Kansas City, 12/6/70 (12-139)
11.00	Dick Post, at San Diego, 10/20/68 (11-121)
10.90	Ahman Green, at Green Bay, 12/28/03 (20-218)
10.76	Paul Lowe, at San Diego, 12/22/63 (17-183)
10.73	Billy Cannon, vs. Houston, 11/5/61 (11-118)
10.63	Tyrone Wheatley, at Oakland, 11/30/03 (8-85)

LONGEST SCORING RUN

98	Ahman Green, at Green Bay, 12/28/03
85	Jeremy Hill, at Cincinnati, 12/22/14
83	Napoleon Kaufman, at Oakland, 10/19/97
82	Joe Delaney, at Kansas City, 10/18/81
79	Ki-Jana Carter, vs. Cincinnati, 9/21/97
77	Peter Warrick, at Cincinnati, 10/22/00
74	Michael Turner, vs. San Diego, 10/7/07
	Rodney Thomas, at Houston, 11/26/95
72	Walter Payton, at Chicago, 9/9/84
71	Jacoby Ford, at Oakland, 12/19/10

LONGEST NON-SCORING RUN

76	LaDainian Tomlinson, at San Diego, 12/1/02
	Walter Payton, Chicago, 10/16/78
	Willmer Fowler, Buffalo, 11/27/60
72	Darren Nelson, at Minnesota, 10/26/87
	Booker Russell, Oakland, 11/25/79
65	Larry Johnson, at Kansas City, 9/28/08
	Pete Johnson, at Cincinnati, 10/23/77
61	Chris Chambers, at Miami, 9/11/05
60	Napoleon Kaufman, at Oakland, 9/17/00
	Ed Podolak, vs. Kansas City, 10/4/70

MOST RUSHING TOUCHDOWNS

4	Curt Warner, at Seattle, 12/11/88
	Eric Dickerson, at Indianapolis, 10/31/88
	Chuck Muncie, at San Diego, 11/29/81

PASSING

MOST PASSES ATTEMPTED

62	Joe Flacco, vs. Baltimore, 9/5/13
60	Aaron Brooks, at New Orleans, 11/21/04
	Joe Namath, at N.Y. Jets, 12/3/67
57	Kyle Orton, vs. Buffalo, 12/7/14
56	Drew Bledsoe, at New England, 10/1/95
55	Tom Brady, at New England, 9/24/06
54	Ben Roethlisberger, at Pittsburgh, 11/5/06
	Joe Montana, vs. Kansas City, 10/17/94
	George Blanda, vs. Houston, 10/17/65
53	Six times (last: Tom Brady at New England, 11/2/14)

MOST PASSES COMPLETED

39	Drew Brees, vs. New Orleans, 9/21/08
	Kyle Orton, vs. Buffalo, 12/7/14
	Ben Roethlisberger, at Pittsburgh, 11/5/06
35	Andrew Luck, vs. Indianapolis, 9/7/14
	Rich Gannon, vs. Oakland, 12/30/01
34	Tom Brady, at New England, 11/24/13
	Joe Flacco, vs. Baltimore, 9/5/13
	Aaron Brooks, at New Orleans, 11/21/04
	Trent Green, vs. Kansas City, 12/7/03
34	Rich Gannon, vs. Oakland, 11/11/02
	Joe Montana, vs. Kansas City, 10/17/94

MOST YARDS PASSING

506	Tony Romo, at Dallas, 10/6/13
469	Matt Cassel, vs. Kansas City, 11/14/10
441	Aaron Brooks, at New Orleans, 12/3/00
	Kurt Warner, at St. Louis, 9/4/00
435	Len Dawson, at Kansas City, 11/1/64
433	Ben Roethlisberger, at Pittsburgh, 11/5/06
427	Cotton Davidson, at Oakland, 10/25/64
421	Drew Brees, vs. New Orleans, 9/21/08
420	Dave Krieg, vs. Seattle, 11/20/83
408	Aaron Rodgers, at Green Bay, 10/2/11

HIGHEST COMPLETION PERCENTAGE (MIN. 10 ATTEMPTS)

.909	JaMarcus Russell, vs. Oakland, 11/23/08 (10-11)
.900	Pat Ryan, at N.Y. Jets, 10/20/86 (9-10)
.895	Rich Gannon, vs. Oakland, 11/11/02 (34-38)
.870	Bobby Hebert, at New Orleans, 11/20/88 (20-23)
.864	Dave Krieg, at Seattle, 12/11/88 (19-22)
.852	Jim Everett, vs. New Orleans, 12/24/94 (23-27)
.842	Trent Green, at Kansas City, 12/19/04 (16-19)
.833	Trent Dilfer, at Tampa Bay, 9/26/99 (15-18)
.821	Peyton Manning, vs. Indianapolis, 10/29/06 (32-39)
.818	Vance Evans, at Oakland, 12/24/95 (9-11)

MOST TOUCHDOWN PASSES

6	Len Dawson, at Kansas City, 11/1/64
5	Tony Romo, at Dallas, 10/6/13
	John Hadl, vs. San Diego, 12/1/68
	George Blanda, vs. Houston, 10/2/66
	Cotton Davidson, at Oakland, 10/25/64
	Tom Flores, at Oakland, 12/15/63
	Johnny Green, vs. N.Y. Jets, 11/22/63

MOST PASSES HAD INTERCEPTED

7	Ken Stabler, at Oakland, 10/16/77
6	Babe Parilli, vs. Boston, 9/3/67
	George Blanda, at Houston, 11/14/65
5	Craig Whelihan, at San Diego, 11/29/98
	Wade Wilson, at Minnesota, 10/26/87
	Joe Namath, at N.Y. Jets, 10/13/68
	George Blanda, vs. Houston, 10/17/65
	Babe Parilli, at Boston, 11/20/64
	George Blanda, at Houston, 12/2/62
	Tommy O'Connell, at Buffalo, 9/18/60

LONGEST SCORING PASS PLAY

92	Len Dawson to Tom Brooker, vs. Dallas, 11/18/62
	Jack Lee to Bill Groman, at Houston, 11/20/60
91	Donovan McNabb to Terrell Owens, vs. Philadelphia, 10/30/05
	Jack Kemp to Keith Lincoln, vs. San Diego, 11/12/61
86	Steve Bartkowski to William Andrews, vs. Atlanta, 12/5/82
	Pete Beathard to Jerry Levias, vs. Houston, 11/16/69
85	Tobin Rote to Lance Alworth, vs. San Diego, 10/6/63
83	Ryan Leaf to Jeff Graham, vs. San Diego, 11/19/00
82	Tony Romo to Terrance Williams, at Dallas, 10/6/13
	Brett Favre to Greg Jennings, vs. Green Bay, 10/29/07

LONGEST NON-SCORING PASS PLAY

90	Bubby Brister to Dwight Stone, vs. Pittsburgh, 10/14/90
84	Andy Dalton to Jerome Simpson vs. Cincinnati, 9/18/11
77	Tom Flores to Art Powell, vs. Oakland, 11/29/64
76	Warren Rabb to Cookie Gilchrist, vs. Buffalo, 10/28/62
75	George Blanda to Bill Groman, vs. Houston, 11/6/60

OPPONENT INDIVIDUAL RECORDS

RECEIVING

MOST RECEPTIONS

14	Justin Blackmon, vs. Jacksonville, 10/13/13
	Marshall Faulk, vs. St. Louis, 9/8/02
13	Wes Welker, at New England, 10/7/12
	Dwayne Bowe, vs. Kansas City, 11/14/10
	Andre Reed, at Buffalo, 9/18/89
12	Austin Collie, vs. Indianapolis, 9/26/10
	Steve Largent, vs. Seattle, 11/25/84
	Ken Payne, vs. Green Bay, 9/29/75
	Ed Podolak, at Kansas City, 10/7/73
	Art Powell, vs. N.Y. Titans, 10/22/61

MOST RECEIVING YARDS

213	Curtis McClinton, at Kansas City, 12/19/65
211	Lance Alworth, at San Diego, 9/11/65
206	Stephone Paige, vs. Kansas City, 9/17/90
	James Lofton, vs. Green Bay, 10/15/84
200	Torrance Small, vs. New Orleans, 12/24/94
198	Warren Wells, at Oakland, 10/11/70
191	Steve Largent, vs. Seattle, 11/25/84
	George Sauer, at N.Y. Jets, 10/13/68
190	Justin Blackmon, vs. Jacksonville, 10/13/13
188	Charley Hennigan, vs. Houston, 9/27/64

MOST RECEIVING TOUCHDOWNS

4	Lance Alworth, vs. San Diego, 12/1/68
3	16 times (last: D. Clark at Indianapolis, 12/13/09)

PUNTING

MOST PUNTS

12	Rick Tuten, at Seattle, 11/28/93
	Dave Zastudil, vs. Arizona, 10/5/14
	Adam Podlesh, vs. Chicago, 12/11/11
	Bob Parsons, at Chicago, 12/12/76
10	Dennis Partee, vs. San Diego, 11/20/75
	Eight times (last: T. Hutton vs. Philadelphia, 10/4/98)

HIGHEST PUNTING AVERAGE (MIN. 4 PUNTS)

59.00	Shane Lechler, vs. Oakland, 12/24/05
(5-295)	
58.17	Shane Lechler, vs. Oakland, 9/12/11
(6-349)	
57.60	Ray Guy, vs. Oakland, 9/6/81 (5-288)
57.40	Steve O'Neal, N.Y. Jets, 9/21/69 (5-287)
56.67	Darren Bennett, vs. San Diego, 10/6/96 (6-340)
56.20	Rohn Stark, at Indianapolis, 10/13/85 (5-281)
55.80	Darren Bennett, vs. San Diego, 11/11/01 (5-279)
55.20	Rick Tuten, vs. Seattle, 12/1/96 (5-276)
55.13	Rodney Williams, vs. N.Y. Giants, 9/10/01 (8-441)
55.00	Shane Lechler, vs. Oakland, 10/15/06 (4-220)

LONGEST PUNT

*98	Steve O'Neal, vs. N.Y. Jets, 9/21/69
90	Rodney Williams, vs. N.Y. Giants, 9/10/01
87	Bob Scarpitto, vs. Boston, 9/29/68
80	Jim Miller, vs. San Francisco, 9/19/82
77	Shane Lechler, vs. Oakland, 9/12/11
73	Tom Tupa, vs. New England, 10/6/97
	Brian Hansen, at Cleveland, 9/27/92
	Dennis Partee, vs. San Diego, 10/17/71
	Curley Johnson, vs. N.Y. Jets, 10/3/65
72	Mike Eischeid, vs. Oakland, 11/10/68
	Wayne Crow, vs. Oakland, 10/1/60

* - NFL Record

PUNT RETURNS

MOST PUNT RETURNS

9	Rodger Bird, at Oakland, 9/10/67
7	Eric Metcalf, vs. Washington, 11/18/01
	Tamarick Vanover, vs. Kansas City, 12/5/99
	Larry Anderson, at Baltimore, 9/11/83
	Greg Pruitt, at L.A. Raiders, 12/26/82
6	10 times (last: N. Miller vs. Oakland, 10/24/10)

MOST YARDS ON PUNT RETURNS

148	Rodger Bird, at Oakland, 9/10/67
137	Dick Christy, at N.Y. Titans, 9/24/61
135	Leodis McKelvin, at Buffalo, 12/24/11
131	Tamarick Vanover, vs. Kansas City, 12/5/99
129	Darrien Gordon, at Oakland, 10/10/99

MOST YARDS ON PUNT RETURNS, CONT.

127	Neal Colzie, vs. Oakland, 11/2/75
123	Jitter Fields, at Kansas City, 10/18/87
106	Tom Casanova, at Cincinnati, 10/8/72
105	Dante Hall, at Kansas City, 10/5/03
100	Reggie Swinton, at Dallas, 11/22/01

MOST PUNTS RETURNED FOR TOUCHDOWN

2	Dick Christy, at N.Y. Titans, 9/24/61
---	---------------------------------------

LONGEST SCORING PUNT RETURN

93	Dante Hall, at Kansas City, 10/5/03
89	Johnnie Lee Higgins, vs. Oakland, 11/23/08
88	Joey Galloway, at Seattle, 9/8/96
86	Az-Zahir Hakim, at St. Louis, 9/4/00
85	Jitter Fields, at Kansas City, 10/18/87
84	Julian Edelman, at New England, 11/2/14
83	Eric Metcalf, at San Diego, 11/30/97
82	Bobby Jancik, at Houston, 12/20/64
80	Leodis McKelvin, at Buffalo, 12/24/11
	Tamarick Vanover, vs. Kansas City, 12/5/99

LONGEST NON-SCORING PUNT RETURN

78	Darrien Gordon, at Oakland, 10/10/99
72	Greg Pruitt, at Cleveland, 10/27/74
64	Neal Colzie, vs. Oakland, 11/2/75
	Emmitt Thomas, at Kansas City, 10/8/66
63	Golden Tate, vs. Seattle, 9/19/10
62	Antoine Cason, vs. San Diego, 1/2/11
	Dick Christy, vs. N.Y. Titans, 10/22/61
60	Ed Podolak, vs. Kansas City, 10/4/70
59	Noland Smith, at Kansas City, 10/29/67
58	Eddie Royal, at San Diego, 12/14/14

KICKOFF RETURNS

MOST KICKOFF RETURNS

8	Jason McAddley, at Tennessee, 12/25/04
	Tony Horne, at St. Louis, 9/4/00
7	10 times (last: D. Sproles, at San Diego, 10/19/09)

MOST YARDS ON KICKOFF RETURNS

215	Travis Minor, vs. Miami, 10/13/02
212	Tremain Mack, at Cincinnati, 11/1/98
209	Leon Washington, vs. Tennessee, 12/8/13
206	Reggie Barlow, vs. Jacksonville, 10/25/98
199	Tamarick Vanover, at Kansas City, 11/16/97
192	Darren Sproles, vs. San Diego, 9/14/08
188	Brian Mitchell, vs. Washington, 9/17/95
187	Marc Mariani, at Tennessee, 10/3/10
175	Andre Coleman, vs. San Diego, 11/19/95
173	MarTay Jenkins, at Arizona, 9/23/01

MOST KICKOFFS RETURNED FOR TOUCHDOWN

1	18 times (last: K. Davis, at Kansas City, 12/1/13)
---	--

LONGEST SCORING KICKOFF RETURN

108	Knile Davis, at Kansas City, 12/1/13
106	Noland Smith, vs. Kansas City, 12/17/67
103	Darren Sproles, vs. San Diego, 9/4/08
100	Darrick Vaughn, vs. Atlanta, 9/10/00
99	Dave Grayson, vs. Kansas City, 9/7/63
98	Marc Mariani, at Tennessee, 10/3/10
97	Dante Hall, at Kansas City, 12/19/04
	Tamarick Vanover, vs. Kansas City, 10/27/96
95	Lardarius Webb, at Baltimore, 11/1/09
91	Andre Coleman, vs. San Diego, 11/19/95

LONGEST NON-SCORING KICKOFF RETURN

95	Leon Washington, vs. Tennessee, 12/8/13
91	Reggie Barlow, vs. Jacksonville, 10/25/98
87	B.J. Sams, vs. Baltimore, 12/11/05
80	Adam Jones, at Cincinnati, 12/22/14
	Dave Grayson, vs. Kansas City, 10/11/64
77	Tamarick Vanover, at Kansas City, 11/16/97
74	Reggie Jones, vs. San Diego, 11/11/01
70	Ron Smith, at San Diego, 12/9/73
68	Derrick Cullores, vs. New England, 9/7/98
	Robert Brooks, at Green Bay, 10/10/93
	Anthony Hancock, vs. Kansas City, 12/19/82

OPPONENT INDIVIDUAL AND TEAM RECORDS

INTERCEPTIONS

MOST INTERCEPTIONS

- 3 Mark Kelso, at Buffalo, 12/12/92
- Ross Brupbacher, at Chicago, 12/12/76
- Charlie Phillips, at Oakland, 12/8/75
- Chris Fletcher, vs. San Diego, 11/30/75 (OT)
- Joe Beauchamp, at San Diego, 9/24/72
- Ken Ellis, at Green Bay, 9/26/71
- Johnny Robinson, at Kansas City, 12/6/70
- Charley Warner, vs. Buffalo, 9/19/65
- Bobby Ply, at Dallas, 12/9/62
- Jim Norton, at Houston, 12/2/62

MOST YARDS ON INTERCEPTION RETURNS

- 134 Terry McDaniel, at L.A. Raiders, 11/22/92
- 105 Derrick Johnson, vs. Kansas City, 1/3/10
- 103 Vencie Glenn, at San Diego, 11/29/87
- 100 Chris Houston, vs. Detroit, 10/30/11
- 99 Stanley Richard, vs. San Diego, 9/4/94
- Bobby Hunt, at Kansas City, 12/8/63
- 98 Rod Woodson, vs. Oakland, 11/11/02
- 97 Julius Peppers, vs. Carolina, 10/10/04
- 95 Joe Beauchamp, at San Diego, 9/24/72
- 94 Eric Turner, at Oakland, 9/20/98

LONGEST SCORING INTERCEPTION RETURN

- 103 Vencie Glenn, at San Diego, 11/29/87
- 100 Chris Houston, vs. Detroit, 10/30/11
- 99 Stanley Richard, vs. San Diego, 9/4/94
- 98 Rod Woodson, vs. Oakland, 11/11/02
- 94 Eric Turner, at Oakland, 9/20/98
- 86 Greg Townsend, at L.A. Raiders, 12/4/88
- 80 Quentin Jammer, at San Diego, 10/15/12
- Coy Bacon, vs. San Diego, 11/11/73
- 78 George Martin, at N.Y. Giants, 11/23/86
- 75 Scott Turner, vs. San Diego, 11/19/00

LONGEST NON-SCORING INTERCEPTION RETURN

- 97 Julius Peppers, vs. Carolina, 10/10/04
- 87 Ron Hall, vs. Boston, 9/18/66
- 69 Robert Blackmon, at Seattle, 11/30/92
- Doug Hart, at Green Bay, 9/26/71
- 67 Terry McDaniel, at L.A. Raiders, 11/22/92 (1)
- Terry McDaniel, at L.A. Raiders, 11/22/92 (2)
- 66 Ken Riley, at Cincinnati, 10/19/69
- Bobby Hunt, at Kansas City, 12/8/63
- 62 Lester Hayes, at Oakland, 12/1/80
- Jim Norton, at Houston, 12/20/64

SCORING

MOST TOUCHDOWNS

- 4 Darren McFadden, vs. Oakland, 10/24/10
- LaDainian Tomlinson, vs. San Diego, 11/19/06
- Curt Warner, at Seattle, 12/11/88
- Eric Dickerson, at Indianapolis, 10/31/88
- Chuck Muncie, at San Diego, 11/29/81
- Lance Alworth, vs. San Diego, 12/1/68
- Bert Coan, vs. Kansas City, 10/23/66
- Frank Jackson, at Dallas, 12/10/62
- 3 28 times (last: R. Mathews, vs. San Diego, 1/2/11)

MOST POINTS SCORED

- 25 Jay Feely, at Arizona, 12/12/10
- 24 Darren McFadden, vs. Oakland, 10/24/10
- LaDainian Tomlinson, vs. San Diego, 11/19/06
- Curt Warner, at Seattle, 12/11/88
- Eric Dickerson, at Indianapolis, 10/31/88
- Chuck Muncie, at San Diego, 11/29/81
- Lance Alworth, San Diego, 12/1/68
- Bert Coan, Kansas City, 10/23/66
- Frank Jackson, at Dallas, 12/10/61
- 22 Gino Cappelletti, at Boston, 10/18/63

FIELD GOALS

MOST FIELD GOALS

- 6 Jeff Wilkins, at St. Louis, 9/10/06
- Gary Anderson, at Pittsburgh, 10/23/88
- Gino Cappelletti, vs. Boston, 10/4/64
- 5 Greg Zuerlein, at St. Louis, 11/16/14
- Nick Novak, vs. San Diego, 10/9/11
- Jay Feely, at Arizona, 12/12/10
- Mike Vanderjagt, at Indianapolis, 1/6/02
- Jeff Jaeger, at L.A. Raiders, 12/11/94
- John Carney, at San Diego, 10/23/94
- Nick Lowery, at Kansas City, 9/20/93
- Don Cockroft, vs. Cleveland, 10/19/75
- Bruce Gossett, vs. San Francisco, 9/23/73

LONGEST FIELD GOAL

- 63 Sebastian Janikowski, vs. Oakland, 9/12/11
- 58 Steve Cox, vs. Cleveland, 12/4/83
- 57 Robbie Gould, vs. Chicago, 12/11/11
- Neil Rackers, vs. Houston, 12/26/10
- Don Cockroft, vs. Cleveland, 10/29/72
- 56 Nick Folk, vs. N.Y. Jets, 10/17/10
- Rob Bironas, vs. Tennessee, 11/19/07
- 55 Greg Zuerlein, at St. Louis, 11/16/14
- Connor Barth, vs. Tampa Bay, 12/2/12
- Rob Bironas, at Tennessee, 10/3/10
- Jay Feely, at Arizona, 12/12/10
- Sebastian Janikowski, at Oakland, 11/12/06
- Steve Christie, at Buffalo, 10/26/97
- Dean Biasucci, vs. Indianapolis, 10/15/89
- Morten Andersen, vs. New Orleans, 9/15/85
- Raul Allegre, vs. Baltimore, 12/11/83
- Jan Stenerud, vs. Kansas City, 10/4/70

OPPONENT TEAM RECORDS

SCORING

MOST POINTS SCORED

Season

- | | |
|-----|------|
| 473 | 1963 |
| 471 | 2010 |
| 448 | 2008 |
| 438 | 1964 |
| 432 | 1961 |
| 409 | 2007 |
| | 1967 |
| 404 | 1968 |
| 399 | 2013 |
| 396 | 1994 |

Game

- | | |
|----|---------------------------|
| 59 | vs. Oakland, 10/24/10 |
| | vs. Kansas City, 9/7/63 |
| 58 | at San Diego, 12/22/63 |
| 56 | vs. Kansas City, 10/23/66 |
| 55 | at Indianapolis, 10/31/88 |
| | at San Diego, 10/20/68 |
| | vs. Houston, 11/5/61 |
| 52 | at San Diego, 12/28/08 |
| | at Kansas City, 10/29/67 |
| | at Kansas City, 12/8/63 |

TOTAL OFFENSE

MOST TOTAL PLAYS

Game

- | | |
|----|---------------------------------|
| 93 | vs. Pittsburgh, 9/22/74 (OT) |
| 92 | vs. Cincinnati, 9/2/84 |
| 89 | at New England, 10/7/12 |
| 87 | vs. Baltimore, 9/5/13 |
| | at Oakland, 10/16/77 |
| | at Baltimore, 11/10/74 |
| 85 | vs. Indianapolis, 11/24/02 (OT) |
| 85 | at Oakland, 12/17/60 |
| 84 | at New England, 11/24/13 |
| | at Kansas City, 10/24/76 |
| | vs. Houston, 10/13/63 |

OPPONENT TEAM RECORDS

MOST YARDS OF TOTAL OFFENSE

Season

6,253	2010 (2,473 rush/3,780 pass)
5,993	2008 (2,337/3,656)
5,907	1994 (1,752/4,155)
5,725	2011 (2,021/3,704)
5,696	2013 (4,070/1,626)
5,687	1984 (1,664/4,023)
5,609	1983 (1,938/3,671)
5,544	2000 (1,598/3,946)
5,471	1988 (2,538/2,933)
5,376	2007 (2,282/3,094)

Game

634	at Oakland, 10/25/64 (207 rush/427 pass)
614	vs. Kansas City, 10/23/66 (380/234)
582	vs. Houston, 11/5/61 (234/348)
581	at San Diego, 10/20/68 (211/370)
571	at Cincinnati, 11/22/81 (184/387)
536	at Seattle, 12/20/86 (298/238)
532	at Oakland, 12/17/60 (220/312)
530	at Pittsburgh, 10/22/79 (236/294)
524	vs. Kansas City, 1/3/10 (317/207)
522	at Dallas, 10/6/13 (52/470)

HIGHEST AVERAGE GAIN PER PLAY

Season

6.14	1963 (828-5,081)
6.05	2008 (990-5,993)
5.92	2010 (1,056-6,253)
5.77	1994 (1,023-5,907)
5.76	2000 (962-5,544)
5.65	1967 (921-5,201)
5.53	1960 (928-5,132)
5.52	1990 (969-5,345)
5.48	1968 (917-5,024)
5.47	1964 (908-4,970)

Game

10.30	vs. San Diego, 10/6/63 (40-412)
10.02	at San Diego, 10/20/68 (58-581)
9.74	vs. Kansas City, 10/23/66 (63-614)
9.67	at Dallas, 10/6/13 (54-522)
9.33	at St. Louis, 9/4/00 (55-513)
8.80	vs. San Diego, 10/7/07 (55-484)
8.79	at Seattle, 12/20/86 (61-536)
8.77	vs. San Diego, 9/14/08 (52-456)
8.73	vs. Kansas City, 1/3/10 (60-524)
8.60	at Oakland, 10/25/64 (73-628)

RUSHING

MOST RUSHES

Season

554	1980
552	1988
549	1978
541	1960
531	2010
526	1975
509	1983
502	1979
501	2007
496	1976

Game

62	at New England, 11/28/76
60	at Buffalo, 10/5/75
58	at Buffalo, 11/8/87
57	vs. Oakland, 10/30/77
54	at New England, 10/7/12
52	vs. Oakland, 10/24/10
	vs. Chicago, 9/30/73
50	at Chicago, 9/9/84
	vs. Dallas, 10/8/61
49	vs. Detroit, 10/11/81
	at Kansas City, 12/7/80
	vs. Buffalo, 11/27/60

MOST YARDS RUSHING

Season

2,538	1988
2,473	2010
2,337	2008
2,282	2007
2,145	1960
2,117	1980
2,076	1967
2,064	1964
2,059	2009
2,029	1966

Game

407	at Cincinnati, 10/22/00
380	vs. Kansas City, 10/23/66
332	at New England, 11/28/76
328	vs. Oakland, 10/24/10
317	vs. Kansas City, 1/3/10
302	at Chicago, 9/9/84
298	at Seattle, 12/20/86
293	at Buffalo, 10/5/76
289	at San Diego, 12/28/08
272	at San Diego, 10/18/64

HIGHEST AVERAGE GAIN PER RUSH

Season

4.98	2008 (469-2,337)
4.87	1964 (424-2,064)
4.73	1997 (381-1,803)
4.68	1967 (444-2,076)
4.66	2010 (531-2,473)
4.65	2000 (344-1,598)
4.60	1966 (441-2,029)
4.60	1988 (552-2,538)
4.55	2007 (501-2,282)
4.50	2009 (458-2,059)

Game (min. 10 rushes)

11.00	at Cincinnati, 10/22/00 (37-407)
9.27	vs. Kansas City, 10/23/66 (41-380)
9.06	vs. Kansas City, 1/3/10 (35-317)
8.44	at San Diego, 12/22/63 (32-317)
8.08	vs. Oakland, 12/15/96 (13-105)
8.05	at Seattle, 12/20/86 (37-298)
7.95	vs. N.Y. Jets, 11/8/92 (20-159)
7.81	at Minnesota, 9/29/91 (26-203)
7.80	vs. Cincinnati, 9/21/97 (25-195)
7.71	at Green Bay, 12/28/03 (34-262)

MOST RUSHING TOUCHDOWNS

Season

26	2010
	2008
24	1965
21	2002
	1988
	1967
	1964
20	1968
19	1995
	1975
	1960

Game

5	Five times (last: vs. Oakland, 10/24/10)
---	--

PASSING

MOST PASS ATTEMPTS

Season

641	2014
632	1984
613	2013
	2005
596	1998
574	2000
568	1994
566	2002
	1996
562	1993

OPPONENT TEAM RECORDS

MOST PASS ATTEMPTS, CONT.

Game	
62	vs. Baltimore, 9/5/13 at N.Y. Jets, 12/3/63
60	at New Orleans, 11/21/04
59	at New England, 10/8/95
57	vs. Buffalo, 12/7/14
56	vs. Houston, 10/17/65
55	at New England, 9/24/06 vs. San Diego, 9/12/93

MOST COMPLETIONS

Season	
399	2014
360	2002
357	2013
346	1984
345	1998
344	2005
333	2011
	2008
327	2006
322	1994

Game	
39	vs. New Orleans, 9/21/08
38	vs. Buffalo, 12/7/14 at Pittsburgh, 11/5/06
35	vs. Oakland, 12/30/01
34	at New England, 11/24/13 vs. Baltimore, 9/5/113 at New Orleans, 11/21/04 vs. Kansas City, 12/7/03 vs. Oakland, 11/11/02 vs. Kansas City, 10/17/94
33	vs. Kansas City, 11/14/10

MOST YARDS PASSING (NET YARDS)

Season	
4,155	1994
4,070	2013
4,023	1984
3,946	2000
3,780	2010
3,731	1993
3,704	2011
3,671	1983
3,656	2008
3,648	1998

Game	
470	at Dallas, 10/6/13
433	vs. Kansas City, 11/14/10 at St. Louis, 9/4/00
427	at Oakland, 10/25/64
425	at New Orleans, 12/3/00
414	vs. New Orleans, 9/21/08
406	vs. Seattle, 11/25/84
403	at Pittsburgh, 11/5/06
399	vs. N.Y. Jets, 9/24/67
396	at Green Bay, 10/2/11

HIGHEST COMPLETION PERCENTAGE

Season	
.673	2008 (333-495)
.636	2002 (360-566)
.624	2011 (333-534)
.622	2014 (399-641)
.609	2007 (279-458)
.608	2006 (327-538)
.601	1980 (270-449)
.598	2001 (308-515)
.593	1990 (284-479)
.592	2010 (297-502)
.584	2009 (298-510)

Game (min. 10 attempts)

.917	vs. Oakland, 11/23/08 (11-12)
.895	vs. Oakland, 11/11/02 (34-38)
.870	at New Orleans, 11/20/88 (20-23)
.864	at Seattle, 12/11/88 (19-22)
.821	vs. Indianapolis, 10/29/06 (32-39)
.813	vs. New Orleans, 9/21/08 (39-48)
	at Atlanta, 11/26/72 (13-16)
.810	at Kansas City, 12/16/01 (17-21) (OT)
.800	at Baltimore, 11/1/09 (20-25) vs. New Orleans, 12/24/94 (28-35) vs. Oakland, 10/17/76 (16-20)

MOST TOUCHDOWN PASSES THROWN

Season	
40	1963
30	1961
29	2014
	2013
	1964
28	1998
	1994
27	1967

Game	
6	at Kansas City, 11/1/64
5	11 times (last: at Dallas, 10/6/13)

FIRST DOWNS

MOST FIRST DOWNS

Season	
339	2013
334	2010
327	2008
322	1995
321	1983
316	1988
315	2011
311	2014
	1984

Game	
35	at New England, 10/7/12
33	vs. Pittsburgh, 9/22/74 (OT)
30	vs. Kansas City, 11/14/10 at Indianapolis, 9/30/07 at New England, 11/2/14 vs. Oakland, 10/24/10 at Buffalo, 9/18/89 vs. Cincinnati, 9/2/84 vs. Seattle, 10/20/83 vs. Kansas City, 10/24/76 at Oakland, 10/25/64 at Oakland, 12/17/60

MOST FIRST DOWNS RUSHING

Season	
140	1988
126	2010
125	1980
122	2008
121	1975
119	2007, 1983
115	1967
114	1995
112	1960

Game	
21	at New England, 11/28/76
18	at New England, 10/7/12 vs. Oakland, 10/24/10 at Indianapolis, 9/30/07 at Baltimore, 10/10/10 at San Diego, 12/28/08
16	Five times (last: at Seattle, 12/11/88)

MOST FIRST DOWNS PASSING

Season	
219	2014
208	2013
206	1984
189	2000
186	2008
	1995
185	1983
184	2010

OPPONENT TEAM RECORDS

MOST FIRST DOWNS PASSING, CONT.

Game

24	vs. Kansas City, 11/14/10
22	at New England, 11/2/14
	at San Diego, 11/28/82
21	at Pittsburgh, 11/5/06
	vs. Kansas City, 12/7/03
	vs. Oakland, 12/30/01
	vs. Kansas City, 10/17/94
	vs. L.A. Rams, 11/27/88
	vs. Seattle, 11/20/83
	vs. San Diego, 12/1/68
20	Four times (last: at Dallas, 10/6/13)

MOST FIRST DOWNS BY PENALTY

Season

41	2013
32	2014
	2011
31	2012
30	2005
	2001
	1997
	1969
29	1996

Game

10	at N.Y. Giants, 9/15/13
7	at San Diego, 11/30/97
6	vs. Cincinnati, 9/21/97
	vs. Oakland, 12/15/96
	at Oakland, 11/9/69
	vs. Miami, 12/4/66
5	12 times (last: vs. Kansas City, 11/17/13)

PUNTING

MOST PUNTS

Season

95	2004
	1977
94	1997
	1985
93	2012
92	2011
	1999
91	1976
89	1970
88	Five times (last: 2014)

Game

12	at Seattle, 11/28/93
11	vs. Arizona, 10/5/14
	vs. Chicago, 12/11/11
	at Chicago, 12/12/76
	vs. San Diego, 11/30/75 (OT)

HIGHEST PUNTING AVERAGE

Season

48.1	2012 (94-4,524)
47.3	2011 (92-4,350)
47.0	2001 (77-3,618)
46.4	2008 (52-2,413)
46.3	2009 (76-3,520)
46.1	1996 (83-3,825)
46.1	2013 (89-4,100)
45.9	2014 (88-45.9)
45.8	1965 (73-3,347)
45.7	1971 (67-3,061)

Game (min. 4 punts)

59.00	vs. Oakland, 12/24/05 (5-295)
58.17	vs. Oakland, 9/12/11 (6-349)
57.40	vs. N.Y. Jets, 9/21/69 (5-287)
56.67	vs. San Diego, 10/6/96 (6-340)
56.20	at Indianapolis, 10/13/85 (5-281)
55.80	vs. San Diego, 11/11/01 (5-279)
55.20	vs. Seattle, 12/1/96 (5-276)
55.13	vs. N.Y. Giants, 9/10/01 (8-441)
55.00	at Oakland, 10/15/06 (4-220)
54.80	vs. San Diego, 11/18/12 (9-493)

PUNT RETURNS

MOST PUNT RETURNS

Season

61	1967
56	1970
55	1983
54	1977
52	1980, 1979
51	2011
50	2010
48	2001
47	1978

Game

9	at Oakland, 9/10/67
8	at Buffalo, 11/19/67
7	vs. Washington, 11/18/01
	vs. Kansas City, 12/5/99
	at Chicago, 9/9/84
	at Baltimore, 9/11/83
	at L.A. Raiders, 12/26/82
	at San Diego, 11/14/76
	at Cincinnati, 9/12/76
	vs. Houston, 11/16/69

MOST PUNT RETURN YARDS

Season

718	1967
600	1999
585	2011
560	2003
550	2010
534	1975
529	1974
526	1964
524	1983
517	2001

Game

143	at Oakland, 9/10/67
142	at N.Y. Titans, 9/24/61
135	at Buffalo, 12/24/11
134	at Cleveland, 10/27/74
	at Cincinnati, 10/8/72
131	vs. Kansas City, 12/5/99
129	at Oakland, 10/10/99
123	at Kansas City, 10/18/87
118	at Kansas City, 12/19/65
105	at Kansas City, 10/5/03

MOST PUNT RETURN TOUCHDOWNS

Season

2	2007, 1987, 1961
---	------------------

Game

2	at N.Y. Titans, 9/24/61
---	-------------------------

KICKOFF RETURNS

MOST KICKOFF RETURNS

Season

90	2000
89	1998, 1997
81	2002
77	1995
76	1996
73	2003
72	1989
70	1999, 1994

Game

9	at Kansas City, 12/6/09
	vs. Cleveland, 10/15/00
	at San Diego, 12/9/73
	at Houston, 10/14/73
8	12 times (last: at Kansas City, 11/30/14)

OPP. TEAM RECORDS / POST IND. RECORDS - SERVICE / OFFENSE

MOST KICKOFF RETURN YARDS

Season

2,006	1998
1,934	2000
1,827	1997
1,781	2002
1,696	2005
1,679	2003
1,671	1995
1,635	2004
1,602	1996
1,554	2008

Game

257	vs. Atlanta, 9/10/00
238	at Kansas City, 10/8/66
223	vs. Jacksonville, 10/25/98
215	vs. Miami, 10/13/02
	at Houston, 9/3/66
214	vs. Kansas City, 10/11/64
212	vs. San Diego, 9/14/08
	at Cincinnati, 11/1/98
209	vs. Tennessee, 12/8/13
202	vs. Kansas City, 10/23/66

MOST KICKOFF RETURN TOUCHDOWNS

Season

2	1995
---	------

Game

1	19 times (last: at Kansas City, 12/1/13)
---	--

PENALTIES

FEWEST OPPONENT PENALTIES

Season

58	1967
61	1963
62	1960
63	1982 (players' strike; nine-game season), 1964
64	1968
75	1966
76	1962
78	2009, 1974, 1971

Game

0	vs. San Diego, 10/9/11
	at Miami, 12/21/98
	at Oakland, 12/19/71

FEWEST OPPONENT PENALTY YARDS

Season

516	1963
571	1982 (players' strike; nine-game season), 1966
573	1964
585	1974
628	2007, 1967
633	1960
678	1962
715	1992, 1976

Game

0	vs. San Diego, 10/9/11
	at Miami, 12/21/98
	at Oakland, 12/19/71
4	at Miami, 12/20/75
5	vs. Washington, 10/27/13
	vs. Kansas City, 12/7/08
	at San Diego, 12/1/02 (OT)
	at Kansas City, 12/7/86
	vs. Kansas City, 12/14/85
	vs. Minnesota, 11/18/84
	at Houston, 9/3/66
	vs. Boston, 11/11/62

POSTSEASON RECORDS

SERVICE

MOST POSTSEASON GAMES

22	John Elway, 1983-98
17	Tyrone Braxton, 1987-93, '95-99
14	Steve Atwater, 1989-98
	Jason Elam, 1993-2007
	Ken Lanier, 1981-92, '94
	Karl Mecklenburg, 1983-94
13	Tom Nalen, 1994-2008
	Dennis Smith, 1981-94
	Rod Smith, 1995-2007
12	Keith Burns, 1994-98, '00-03, '05-06
	Simon Fletcher, 1985-95
	Greg Kragen, 1985-95
	Randy Robbins, 1984-91
	Shannon Sharpe, 1990-99, '02-03
11	Keith Bishop, 1980-89
	Dwayne Carswell, 1994-2005
	Rick Dennison, 1982-90
	Mike Horan, 1986-92
	Clarence Kay, 1984-92
	Gary Kubiak, 1983-91
	Trevor Pryce, 1997-2005
	Steve Sewell, 1985-92
	Sammy Winder, 1982-90

MOST POSTSEASON STARTS

21	John Elway, 1983-98
14	Steve Atwater, 1989-98
13	Tyrone Braxton, 1987-93, '95-99
	Ken Lanier, 1981-92, '94
	Karl Mecklenburg, 1983-94
	Tom Nalen, 1994-2008
	Dennis Smith, 1981-94
12	Shannon Sharpe, 1990-99, '02-03
	Greg Kragen, 1985-95
	Rod Smith, 1995-2007
11	Keith Bishop, 1980-89
10	Steve Foley, 1976-86
	Tom Jackson, 1973-86
	Louis Wright, 1975-86

TOTAL OFFENSE

MOST YARDS TOTAL OFFENSE

(COMBINED RUSHING AND PASSING YARDS)

Career

5,425	John Elway, 1983-98 (461/4,964)
1,408	Peyton Manning, 2012-14 (-3/1,411)
1,140	Terrell Davis, 1995-2002 (1,140/0)
941	Jake Plummer, 2003-06 (56/885)
605	Craig Morton, 1977-82 (-4/605)
515	Tim Tebow, 2010-11 (63/452)
461	Sammy Winder, 1982-90 (461/0)
289	Peyton Manning, 2012 (-1/290)
231	Gary Kubiak, 1983-91 (19/212)
209	Norris Weese, 1976-79 (69/140)

Game

424	Elway, vs. Cleveland, 1/14/90 (39/385)
399	Manning, vs. New England, 1/19/14 (-1/400)
366	Tebow, vs. Pittsburgh, 1/8/12 (50/316)
338	Elway, vs. Atlanta, 1/31/99 (2/336)
331	Elway, vs. N.Y. Giants, 1/25/87 (27/304)
325	Elway, vs. L.A. Raiders, 1/9/94 (23/302)
317	Elway, vs. Cleveland, 1/17/88 (36/281)
300	Elway, at Cleveland, 1/11/87 (56/244) (OT)
296	Elway, vs. Houston, 1/4/92 (39/257)
289	Manning, vs. Baltimore, 1/12/13 (-1/289) (2 OT)
	Elway, vs. Washington, 1/31/88 (32/257)

POSTSEASON INDIVIDUAL RECORDS — OFFENSE

RUSHING

MOST RUSHES

Career

204	Terrell Davis, 1995-2002
144	Sammy Winder, 1982-90
94	John Elway, 1983-98
52	Knowshon Moreno, 2009-13
43	Mike Anderson, 2000-05
38	Bobby Humphrey, 1989-91
	Otis Armstrong, 1973-80
36	Willis McGahee, 2011-12
	Gaston Green, 1991-92
34	Rob Lytle, 1977-83

Game

32	Davis, vs. N.Y. Jets, 1/17/99
31	Davis, vs. Jacksonville, 12/27/97
30	Davis, vs. Green Bay, 1/25/98
26	Davis, at Pittsburgh, 1/11/98
	Winder, at Cleveland, 1/11/87 (OT)
25	Davis, vs. Atlanta, 1/31/99
	Davis, at Kansas City, 1/4/98
23	Moreno, vs. San Diego, 1/12/14
22	Hillman, vs. Baltimore, 1/12/13 (2 OT)
21	Davis, vs. Miami, 1/9/99
	Winder, vs. Cleveland, 1/14/90

MOST RUSHING YARDS

Career

1,140	Terrell Davis, 1995-2002
461	John Elway, 1983-98
	Sammy Winder, 1982-90
190	Knowshon Moreno, 2009-13
169	Bobby Humphrey, 1989-91
152	Derek Loville, 1997-99
145	Mike Anderson, 2000-05
141	Otis Armstrong, 1973-80
138	Gene Lang, 1984-87
137	Willis McGahee, 2011-12

Game

199	Davis, vs. Miami, 1/9/99
184	Davis, vs. Jacksonville, 12/27/97
167	Davis, vs. N.Y. Jets, 1/17/99
157	Davis, vs. Green Bay, 1/25/98
139	Davis, at Pittsburgh, 1/11/98
103	Loville, vs. Jacksonville, 12/27/97
102	Davis, vs. Atlanta, 1/31/99
	Winder, vs. New England, 1/4/87
101	Davis, at Kansas City, 1/4/98
91	Davis, vs. Jacksonville, 1/4/97

HIGHEST RUSHING AVERAGE

Career (min. 10 carries)

6.1	Derek Loville, 1997-99 (25-152)
5.6	Terrell Davis, 1995-2002 (204-1,140)
4.9	John Elway, 1983-98 (94-461)
4.8	Gene Lang, 1984-87 (29-138)
4.6	C.J. Anderson, 2013-14 (20-89)
4.4	Bobby Humphrey, 1989-91 (38-169)
4.3	Tatum Bell, 2004-06, '08 (23-99)
4.2	Tim Tebow, 2010-11 (15-63)
4.0	Clinton Portis, 2002-03 (17-68)
3.8	Willis McGahee, 2011-12 (36-137)

Game (min. 10 carries)

9.5	Davis, vs. Miami, 1/9/99 (21-199)
9.4	Loville, vs. Jacksonville, 12/27/97 (11-103)
6.5	Davis, vs. Jacksonville, 1/4/97 (14-91)
5.9	Davis, vs. Jacksonville, 12/27/97 (31-184)
5.4	Winder, vs. New England, 1/4/87 (19-102)
5.3	Davis, at Pittsburgh, 1/11/98 (26-139)
5.2	Davis, vs. Green Bay, 1/25/98 (30-157)
5.2	Davis, vs. N.Y. Jets, 1/17/99 (32-167)
5.2	Ball, vs. San Diego, 1/12/14 (10-52)
5.1	Humphrey, vs. San Francisco, 1/28/90 (12-61)

MOST RUSHING TOUCHDOWNS

Career

12	Terrell Davis, 1995-2002
6	John Elway, 1983-98
3	Mike Anderson, 2000-05
	Derek Loville, 1997-99
2	Howard Griffith, 1997-2000
	Vaughn Hebron, 1996-98
	Greg Lewis, 1991
	Melvin Bratton, 1989
	Gene Lang, 1986-87
	Rob Lytle, 1977-78

Game

3	Terrell Davis, vs. Green Bay, 1/25/98
2	Mike Anderson, vs. New England, 1/14/06
	Howard Griffith, vs. Atlanta, 1/31/99
	Terrell Davis, vs. Miami, 1/9/99
	Terrell Davis, at Kansas City, 1/4/98
	Terrell Davis, vs. Jacksonville, 12/27/97
	Derek Loville, vs. Jacksonville, 12/27/97
	Melvin Bratton, vs. Pittsburgh, 1/7/90
	Greg Lewis, vs. Houston, 1/4/92

LONGEST RUN FROM SCRIMMAGE

62	Terrell Davis, vs. Miami, 1/9/99
59	Terrell Davis, vs. Jacksonville, 12/27/97
47	Terrell Davis, vs. Jacksonville, 1/4/97
44	Derek Loville, vs. Jacksonville, 12/27/97
43	Terrell Davis, at Pittsburgh, 1/11/98
42	Gene Lang, vs. Cleveland, 1/17/88
41	Terrell Davis, at Kansas City, 1/4/98
35	Sammy Winder, at Seattle, 12/24/83
34	Bobby Humphrey, vs. San Francisco, 1/28/90
	John Elway, at Cleveland, 1/11/87

PASSING

MOST PASS ATTEMPTS

Career

651	John Elway, 1983-98
217	Peyton Manning, 2012-14
120	Jake Plummer, 2003-06
90	Craig Morton, 1977-82
47	Tim Tebow, 2010-11
28	Gus Frerotte, 2000-01
26	Norris Weese, 1976-79
19	Gary Kubiak, 1983-91
	Steve DeBerg, 1981-83
10	Jarius Jackson, 2000-03

Game

49	Manning, vs. Seattle, 2/2/14
47	Elway, at L.A. Raiders, 1/9/94
45	Manning, vs. Indianapolis, 1/11/15
43	Manning, vs. New England, 1/19/14
	Manning, vs. Baltimore, 1/12/13 (2 OT)
38	Elway, vs. Jacksonville, 1/4/97
	Elway, vs. Washington, 1/31/88
	Elway, at Cleveland, 1/11/87 (OT)
37	Elway, vs. N.Y. Giants, 1/25/87
	Elway, vs. Pittsburgh, 12/30/84

MOST COMPLETIONS

Career

355	John Elway, 1983-1998
145	Peyton Manning, 2012-14
80	Jake Plummer, 2003-06
42	Craig Morton, 1977-82
19	Tim Tebow, 2010-11
16	Gary Kubiak, 1983-91
14	Steve DeBerg, 1981-83
13	Gus Frerotte, 2000-01
12	Norris Weese, 1976-79
5	Jarius Jackson, 2000-03

POSTSEASON INDIVIDUAL RECORDS — PASSING

Game

34	Manning, vs. Seattle, 2/2/14
32	Manning, vs. New England, 1/19/14
29	Elway, at L.A. Raiders, 1/9/94
28	Manning, vs. Baltimore, 1/12/13 (2 OT)
26	Manning, vs. Indianapolis, 1/11/15
25	Manning vs. San Diego, 1/12/14
	Elway, vs. Jacksonville, 1/4/97
24	Plummer, at Indianapolis, 1/9/05
23	Plummer, at Indianapolis, 1/4/04

HIGHEST COMPLETION PERCENTAGE

Career (min. 15 passes)

.842	Gary Kubiak, 1983-91 (16-19)
.737	Steve DeBerg, 1981-83 (14-19)
.668	Peyton Manning, 2012-14 (145-217)
.667	Jake Plummer, 2003-06 (80-120)
.545	John Elway, 1983-98 (355-651)
.467	Craig Morton, 1977-82 (42-90)
.464	Gus Frerotte, 2000-01 (13-28)
.462	Norris Weese, 1976-79 (12-26)
.404	Tim Tebow, 2010-11 (19-47)

Game (min. 12 passes)

.917	Kubiak, at Buffalo, 1/12/92 (11-12)
.767	Plummer, at Indianapolis, 1/4/04 (23-30)
.744	Manning, vs. New England, 1/19/14 (32-43)
.737	DeBerg, at Seattle, 12/24/83 (14-19)
.706	Plummer, at Indianapolis, 1/9/05 (24-34)
.694	Manning, vs. San Diego, 1/12/14 (25-36)
.694	Manning, vs. Seattle, 2/2/14 (34-49)
.667	Elway, vs. Jacksonville, 12/27/97 (16-24)
	Elway, at Seattle, 12/24/83 (10-15)
.658	Elway, vs. Jacksonville, 1/4/97 (25-38)

MOST PASSING YARDS

Career

4,964	John Elway, 1983-98
1,411	Peyton Manning, 2012-14
885	Jake Plummer, 2003-06
605	Craig Morton, 1977-82
452	Tim Tebow, 2010-11
212	Gary Kubiak, 1983-91
140	Norris Weese, 1976-79
131	Steve DeBerg, 1981-83
124	Gus Frerotte, 2000-01
54	Jarious Jackson, 2000-03

Game

400	Manning, vs. New England, 1/19/14
385	Elway, vs. Cleveland, 1/14/90
336	Elway, vs. Atlanta, 1/31/99
316	Tebow, vs. Pittsburgh, 1/8/12
304	Elway, vs. N.Y. Giants, 1/25/87
302	Elway, at L.A. Raiders, 1/9/94
290	Manning, vs. Baltimore, 1/12/13 (2 OT)
284	Plummer, at Indianapolis, 1/9/05
281	Elway, vs. Cleveland, 1/17/88
280	Manning vs. Seattle, 2/2/14

MOST TOUCHDOWN PASSES

Career

27	John Elway, 1983-98
9	Peyton Manning, 2012-14
5	Jake Plummer, 2003-06
	Craig Morton, 1977-82
2	Tim Tebow, 2010-11
1	Steve DeBerg, 1981-83

Game

3	Manning, vs. Baltimore, 1/12/13 (2 OT)
	Elway, at L.A. Raiders, 1/9/94
	Elway, vs. Cleveland, 1/14/90
	Elway, vs. Cleveland, 1/17/88
2	Manning, vs. New England, 1/19/14
	Manning, vs. San Diego, 1/12/14
	Tebow, vs. Pittsburgh, 1/8/12
	Plummer, at Indianapolis, 1/9/05
	Elway, at Pittsburgh, 1/11/98
	Elway, vs. Jacksonville, 1/4/97
	Elway, vs. Houston, 1/10/88
	Elway, vs. Pittsburgh, 12/30/84
	Morton, vs. Oakland, 1/1/78
	Morton, vs. Pittsburgh, 12/24/77

MOST INTERCEPTIONS THROWN

Career

21	John Elway, 1983-98
6	Jake Plummer, 2003-06
	Craig Morton, 1977-82
5	Peyton Manning, 2012-14
1	Gus Frerotte, 2000-01
	Steve DeBerg, 1981-83

Game

4	Morton, vs. Dallas, 1/15/78
3	Elway, vs. Washington, 1/31/88
2	Manning, vs. Seattle, 2/2/14
	Manning, vs. Baltimore, 1/12/13 (2 OT)
	Plummer, vs. Pittsburgh, 1/22/06
	Plummer, at Indianapolis, 1/4/04
	Elway, vs. San Francisco, 1/28/90
	Elway, vs. New England, 1/4/87
	Elway, vs. Pittsburgh, 12/30/84
1	19 times (last: Manning, vs. San Diego, 1/12/13)

BEST INTERCEPTION AVOIDANCE PERCENTAGE

Career (min. 15 passes)

.000	Tim Tebow, 2010-11 (0-47)
	Gary Kubiak, 1983-91 (0-19)
	Norris Weese, 1976-79 (0-26)
.023	Peyton Manning, 2012-14 (5-217)
.032	John Elway, 1983-98 (21-651)
.036	Gus Frerotte, 2000-01 (1-28)
.050	Jake Plummer, 2003-06 (6-120)
.053	Steve DeBerg, 1981-83 (1-19)
.067	Craig Morton, 1977-82 (6-90)

HIGHEST AVERAGE GAIN PER ATTEMPT

Career (min. 15 passes)

11.16	Gary Kubiak, 1983-91 (19-212)
9.62	Tim Tebow, 2010-11 (47-452)
7.63	John Elway, 1983-98 (651-4,964)
7.38	Jake Plummer, 2003-06 (120-885)
6.89	Steve DeBerg, 1981-83 (19-131)
6.72	Craig Morton, 1977-82 (90-605)
6.50	Peyton Manning, 2012-14 (217-1,411)
5.38	Norris Weese, 1976-79 (26-140)
4.43	Gus Frerotte, 2000-01 (28-124)

HIGHEST AVERAGE GAIN PER COMPLETION

Career (min. 15 passes)

23.79	Tim Tebow, 2010-11 (19-452)
14.40	Craig Morton, 1977-82 (42-605)
13.98	John Elway, 1983-98 (355-4,964)
13.25	Gary Kubiak, 1983-91 (16-212)
11.67	Norris Weese, 1976-79 (12-140)
11.06	Jake Plummer, 2003-06 (80-885)
9.73	Peyton Manning, 2012-14 (145-1,411)
9.54	Gus Frerotte, 2000-01 (13-124)
9.36	Steve DeBerg, 1981-83 (14-131)

HIGHEST PASSER RATING

Career (min. 15 passes)

113.2	Gary Kubiak, 1983-91 (19 att.)
90.0	Tim Tebow, 2010-11 (47 att.)
89.1	Peyton Manning, 2012-14 (217 att.)
87.8	Steve DeBerg, 1981-83 (19 att.)
81.4	Jake Plummer, 2003-06 (120 att.)
79.7	John Elway, 1983-98 (651 att.)
63.0	Norris Weese, 1976-79 (26 att.)
59.7	Craig Morton, 1977-82 (90 att.)
44.3	Gus Frerotte, 2000-01 (28 att.)

Game (min. 12 passes)

125.6	Tebow, vs. Pittsburgh, 1/8/12 (21 att.)
120.7	Elway, vs. Cleveland, 1/14/90 (36 att.)
118.4	Manning, vs. New England, 1/19/14 (43 att.)
114.4	Elway, vs. Cleveland, 1/17/88 (26 att.)
113.9	Kubiak, at Buffalo, 1/12/92 (12 att.)
110.2	Elway, vs. Jacksonville, 12/27/97 (24 att.)
103.1	Plummer, at Indianapolis, 1/9/05 (34 att.)
102.9	Morton, vs. Oakland, 1/1/78 (20 att.)
101.0	Elway, vs. Houston, 1/10/88 (25 att.)
100.6	Morton, vs. Pittsburgh, 12/24/77 (23 att.)

POSTSEASON IND. RECORDS — RECEIVING / INTs

LONGEST PASS PLAY

80t	Tim Tebow to Demaryius Thomas, vs. Pittsburgh, 1/8/12
	John Elway to Rod Smith, vs. Atlanta, 1/31/99
	John Elway to Mark Jackson, vs. Cleveland, 1/17/88
74t	Craig Morton to Haven Moses, vs. Oakland, 1/1/78
70t	John Elway to Michael Young, vs. Cleveland, 1/14/90
58	Tim Tebow to Demaryius Thomas, vs. Pittsburgh, 1/8/12
56t	John Elway to Ricky Nattiel, vs. Washington, 1/31/88
55	John Elway to Vance Johnson, vs. Houston, 1/10/88
54	John Elway to Vance Johnson, vs. N.Y. Giants, 1/25/87
53	John Elway to Michael Young, vs. Cleveland, 1/14/90

RECEIVING

MOST RECEPTIONS

Career

49	Rod Smith, 1995-2007
47	Shannon Sharpe, 1990-99, '02-03
46	Demaryius Thomas, 2010-14
40	Vance Johnson, 1985-93, '95
36	Ed McCaffrey, 1995-2003
31	Steve Sewell, 1985-92
21	Steve Watson, 1979-87
20	Mark Jackson, 1986-92
	Sammy Winder, 1982-90
19	Terrell Davis, 1995-2002

Game

13	D. Thomas, vs. Seattle, 2/2/14
	Sharpe, at L.A. Raiders, 1/9/94
11	Watson, vs. Pittsburgh, 12/30/84
8	Welker, vs. Seattle, 2/2/14
	J. Thomas, vs. New England, 1/19/14
	D. Thomas, vs. San Diego, 1/12/14
	McCaffrey, at Baltimore, 12/31/00
	V. Johnson, at Buffalo, 1/12/92
7	Eight times (last: Sanders, vs. Indianapolis, 1/11/15)

MOST RECEIVING YARDS

Career

860	Rod Smith, 1995-2007
719	Vance Johnson, 1985-93, '95
699	Demaryius Thomas, 2010-14
505	Shannon Sharpe, 1990-99, '02-03
490	Ed McCaffrey, 1995-2003
422	Mark Jackson, 1986-92
375	Steve Sewell, 1985-92
358	Steve Watson, 1979-87
314	Haven Moses, 1972-81
255	Michael Young, 1989-92

Game

204	D. Thomas, vs. Pittsburgh, 1/8/'1
177	Watson, vs. Pittsburgh, 12/30/84
168	Moses, vs. Oakland, 1/1/78
156	Sharpe, at L.A. Raiders, 1/9/94
152	R. Smith, vs. Atlanta, 1/31/99
134	D. Thomas, vs. New England, 1/19/14
	Jackson, vs. Cleveland, 1/17/88
123	Young, vs. Cleveland, 1/14/90
121	V. Johnson, vs. N.Y. Giants, 1/25/87
118	D. Thomas, vs. Seattle, 2/2/14

HIGHEST AVERAGE GAIN PER RECEPTION

Career (min. 5 receptions)

24.2	Haven Moses, 1972-81 (13-314)
23.2	Michael Young, 1989-92 (11-255)
21.1	Mark Jackson, 1986-92 (20-422)
19.3	Ricky Nattiel, 1987-92 (13-251)
19.3	Jack Dolbin, 1975-79 (7-135)
17.6	Rod Smith, 1995-2007 (49-860)
17.5	Vance Johnson, 1985-93, '95 (41-719)
17.0	Steve Watson, 1979-87 (21-358)
15.9	Jeb Putzier, 2002-05, '08 (10-159)
15.2	Demaryius Thomas, 2010-14 (46-699)

Game (min. 4 receptions)

51.0	D. Thomas, vs. Pittsburgh, 1/8/12 (4-204)
33.6	Moses, vs. Oakland, 1/1/78 (5-168)
33.5	Jackson, vs. Cleveland, 1/17/88 (4-134)
30.4	R. Smith, vs. Atlanta, 1/31/99 (5-152)
26.3	V. Johnson, vs. Houston, 1/10/88 (4-105)
24.2	V. Johnson, vs. N.Y. Giants, 1/25/87 (5-121)
22.3	V. Johnson, vs. New England, 1/14/92 (4-89)
22.2	Jackson, vs. Pittsburgh, 1/7/90 (5-111)
21.3	Young, vs. Houston, 1/4/92 (4-85)
19.1	D. Thomas, vs. New England, 1/19/14 (7-134)

MOST RECEIVING TOUCHDOWNS

Career

6	Rod Smith, 1995-2007
	Demaryius Thomas, 2010-14
4	Vance Johnson, 1985-93, '95
2	Eight players

Game

2	Kay, vs. Houston, 1/10/88
	Moses, vs. Oakland, 1/1/78

INTERCEPTIONS

MOST INTERCEPTIONS

Career

5	Darrien Gordon, 1997-98
3	Tyrone Braxton, 1987-93, '95-99
	Bob Swenson, 1975-83
2	Quinton Carter, 2011
	Darrius Johnson, 1996-99
	Dennis Smith, 1981-94
	Tom Jackson, 1973-86

Game

2	Gordon, vs. Atlanta, 1/31/99
	Gordon, vs. N.Y. Jets, 1/17/99
	D. Smith, vs. Cleveland, 1/14/90
	T. Jackson, vs. Pittsburgh, 12/24/77

MOST YARDS ON INTERCEPTION RETURNS

Career

156	Darrien Gordon, 1997-98
100	Champ Bailey, 2004-09
76	Darrius Johnson, 1996-99
57	Mark Haynes, 1986-89
49	Tom Jackson, 1973-86
26	Quinton Carter, 2011
	Jim Ryan, 1979-88

Game

108	Gordon, vs. Atlanta, 1/31/99
100	Bailey, vs. New England, 1/14/06
57	Haynes, vs. Houston, 1/10/88
49	T. Jackson, vs. Pittsburgh, 12/24/77
48	Gordon, vs. N.Y. Jets, 1/17/99
	D. Johnson, vs. Miami, 1/9/99
28	D. Johnson, vs. Atlanta, 1/31/99
26	Ryan, at Cleveland, 1/11/87 (OT)
18	Mecklenburg, vs. Houston, 1/10/88
17	Q. Carter, at New England, 1/14/12

LONGEST INTERCEPTION RETURN

100	Champ Bailey, vs. New England, 1/14/06
58	Darrien Gordon, vs. Atlanta, 1/31/99
57	Mark Haynes, vs. Houston, 1/10/88
50	Darrien Gordon, vs. Atlanta, 1/31/99
48	Darrius Johnson, vs. Miami, 1/9/99
32	Tom Jackson, vs. Pittsburgh, 12/24/77
30	Darrien Gordon, vs. N.Y. Jets, 1/17/99
28	Darrius Johnson, vs. Atlanta, 1/31/99
26	Jim Ryan, at Cleveland, 1/11/87
18	Karl Mecklenburg, vs. Houston, 1/10/88

POSTSEASON IND. RECORDS — SACKS / PUNTS / RETURNS

SACKS

MOST SACKS

Career

- 6 Simon Fletcher, 1985-95
- Rulon Jones, 1980-88
- 3 Robert Ayers, 2009-13
- Neil Smith, 1997-99
- Rubin Carter, 1975-86
- 2 Shaun Phillips, 2013
- Maa Tanuvasa, 1995-2000
- Alfred Williams, 1996-99
- Karl Mecklenburg, 1983-94
- Jim Ryan, 1979-88
- Lyle Alzado, 1971-78

MOST SACKS, CONT.

Game

- 2 Phillips, vs. San Diego, 1/12/14
- Ayers, vs. Pittsburgh, 1/8/12
- N. Smith, at Kansas City, 1/4/98
- A. Williams, at Kansas City, 1/4/98
- Fletcher, at L.A. Raiders, 1/9/94
- Fletcher, vs. Cleveland, 1/14/90
- R. Jones, vs. New England, 1/4/87
- Alzado, vs. Dallas, 1/15/78
- Carter, vs. Dallas, 1/15/78

PUNTING

MOST PUNTS

Career

- 46 Mike Horan, 1986-2002
- 45 Tom Rouen, 1993-2002
- 25 Britton Colquitt, 2010-14
- 19 Bucky Dilts, 1977-78
- 10 Luke Prestridge, 1979-83
- 8 Todd Sauerbrun, 2005, '07

Game

- 9 Rouen, at Baltimore, 12/31/00
- 7 Colquitt, at New England, 1/14/12
- Rouen, vs. N.Y. Jets, 1/17/99
- Horan, vs. Washington, 1/31/88
- 6 Colquitt, vs. Indianapolis, 1/11/15
- Sauerbrun, vs. New England, 1/14/06
- Rouen, at Kansas City, 1/4/98
- Horan, at Buffalo, 1/12/92
- Horan, vs. San Francisco, 1/28/90
- Horan, at Cleveland, 1/11/87 (OT)
- Prestridge, at Houston, 12/23/79
- Dilts, vs. Pittsburgh, 12/30/78

HIGHEST AVERAGE PER PUNT

Career (min. 10 punts)

- 45.7 Luke Prestridge, 1979-83 (10-457)
- 42.1 Mike Horan, 1986-2002 (46-1,938)
- 41.3 Britton Colquitt, 2010-14 (25-1,032)
- 39.2 Tom Rouen, 1993-2002 (45-1,762)
- 37.3 Bucky Dilts, 1977-78 (19-708)

Game (min. 4 punts)

- 49.0 Horan, vs. New England, 1/4/87 (5-245)
- 48.8 Colquitt, vs. Baltimore, 1/12/13 (2 OT) (5-244)
- 47.8 Prestridge, at Seattle, 12/24/83 (4-191)
- 46.4 Horan, vs. Cleveland, 1/14/90 (5-232)
- 45.7 Sauerbrun, vs. New England, 1/14/06 (6-274)
- 45.3 Rouen, vs. N.Y. Jets, 1/17/99 (7-317)
- 44.3 Prestridge, at Houston, 12/23/79 (6-266)

LONGEST PUNT

- 76 Mike Horan, at Buffalo, 1/12/92

PUNT RETURNS

MOST PUNT RETURNS

Career

- 13 Vance Johnson, 1985-93, '95
- 11 Darrien Gordon, 1997-98
- 10 Rick Upchurch, 1975-83
- 7 Gerald Willhite, 1982-88
- 6 Kevin Clark, 1987-88, '90-91
- 4 Eric Decker, 2010-13
- 3 Five players (last: Trindon Holliday, 2012-13)

Game

- 5 Gordon, vs. N.Y. Jets, 1/17/99
- 4 V. Johnson, vs. Cleveland, 1/14/90
- 3 10 times (last: Eric Decker, vs. San Diego, 1/12/14)

MOST YARDS ON PUNT RETURNS

Career

- 162 Darrien Gordon, 1997-98
- 115 Vance Johnson, 1985-93, '95
- 92 Rick Upchurch, 1975-83
- 90 Trindon Holliday, 2012-13
- 75 Eric Decker, 2010-13
- 46 Kevin Clark, 1987-88, '90-91
- 45 Gerald Willhite, 1982-88
- 38 Glyn Milburn, 1993-95
- 27 Eddie Royal, 2008-11
- 13 Deltha O'Neal, 2000-03

Game

- 90 Holliday, vs. Baltimore, 1/12/13 (2 OT)
- 79 Gordon, vs. N.Y. Jets, 1/17/99
- 66 Decker, vs. San Diego, 1/12/19
- 38 Milburn, at L.A. Raiders, 1/9/94
- 36 Gordon, at Kansas City, 1/4/98
- V. Johnson, at Buffalo, 1/12/92
- V. Johnson, vs. Cleveland, 1/14/90
- 30 Upchurch, at Pittsburgh, 12/30/78
- 27 Royal, vs. Pittsburgh, 1/8/12
- 26 V. Johnson, vs. New England, 1/4/87

HIGHEST AVERAGE PER RETURN

Career (min. 2 returns)

- 30.0 Trindon Holliday, 2012-13 (3-90)
- 18.8 Eric Decker, 2010-13 (4-75)
- 14.7 Darrien Gordon, 1997-98 (11-162)
- 12.7 Glyn Milburn, 1993-95 (3-38)
- 9.2 Rick Upchurch, 1975-83 (10-92)
- 9.0 Eddie Royal, 2008-11 (3-27)
- 8.8 Vance Johnson, 1985-93, '95 (13-115)
- 7.7 Kevin Clark, 1987-88, '90-91 (6-46)
- 6.4 Gerald Willhite, 1982-88 (7-45)
- 6.0 Rod Smith, 1995-2007 (2-12)

Game (min. 2 returns)

- 30.0 Holliday, vs. Baltimore, 1/12/13 (2 OT) (3-90)
- 22.0 Decker, vs. San Diego, 1/12/14
- 15.8 Gordon, vs. N.Y. Jets, 1/17/99 (5-79)
- 15.0 Upchurch, at Pittsburgh, 12/30/78 (2-30)
- 12.7 Milburn, at L.A. Raiders, 1/9/94 (3-38)
- 12.5 Upchurch, at Houston, 12/23/79 (2-25)
- 12.0 V. Johnson, at Buffalo, 1/12/92 (3-36)
- 9.5 Gordon, at Pittsburgh, 1/11/98 (2-19)
- 9.0 Three players (last: Royal, vs. Pittsburgh, 1/8/12 (3-27))

MOST PUNT RETURN TOUCHDOWNS

Career

- 1 Trindon Holliday, vs. Baltimore, 1/12/13 (2 OT)

Game

- 1 Trindon Holliday, vs. Baltimore, 1/12/13 (2 OT)

POSTSEASON IND. RECORDS — RETURNS / KICKING

LONGEST PUNT RETURN

90t	Trindon Holliday, vs. Baltimore, 1/12/13 (2 OT)
47	Eric Decker, vs. San Diego, 1/12/14
36	Darrien Gordon, vs. N.Y. Jets, 1/17/99
36	Darrien Gordon, at Kansas City, 1/4/98
22	Rick Upchurch, at Pittsburgh, 12/30/78
19	Darrien Gordon, at Pittsburgh, 1/11/98
18	Eddie Royal, vs. Pittsburgh, 1/8/12
	Glyn Milburn, at L.A. Raiders, 1/9/94
17	Gerald Willhite, vs. Pittsburgh, 12/30/84
	Rick Upchurch, at Houston, 12/23/79

KICKOFF RETURNS

MOST KICKOFF RETURNS

Career

21	Ken Bell, 1986-89
20	Vaughn Hebron, 1996-98
12	Trindon Holliday, 2012-13
	Rick Upchurch, 1975-83
8	Charlie Adams, 2003-05
	Reuben Droughns, 2002-04
	Darren Carrington, 1989
6	Glyn Milburn, 1993-95
	Alton Montgomery, 1990-92
5	Three players (last: Matthew Willis, 2009-11)

Game

6	Droughns, at Indianapolis, 1/4/04
	Milburn, at L.A. Raiders, 1/9/94
	Carrington, vs. San Francisco, 1/28/90
5	Holliday, vs. Seattle, 2/2/14
	K. Bell, vs. Washington, 1/31/88
4	Seven times (last: Matthew Willis, at N.E., 1/14/12)

MOST YARDS ON KICKOFF RETURNS

Career

460	Vaughn Hebron, 1996-98
383	Ken Bell, 1986-89
344	Trindon Holliday, 2012-13
259	Rick Upchurch, 1975-83
197	Darren Carrington, 1989
189	Charlie Adams, 2003-05
169	Reuben Droughns, 2002-04
122	Alton Montgomery, 1990-92
109	John Schultz, 1977
97	Cecil Sapp, 2003-07

Game

158	Holliday, vs. Baltimore, 1/12/13 (2 OT)
146	Carrington, vs. San Francisco, 1/28/90
133	Droughns, at Indianapolis, 1/4/04
110	Adams, vs. Pittsburgh, 1/22/06
105	Holliday, vs. Seattle, 2/2/14
94	Upchurch, vs. Dallas, 1/15/78
88	Montgomery, vs. Houston, 1/4/92
	K. Bell, vs. Washington, 1/31/88
87	Hebron, vs. Jacksonville, 12/27/97
86	Sapp, at Indianapolis, 1/9/05

HIGHEST AVERAGE PER KICKOFF RETURN

Career (min. 3 returns)

28.7	Trindon Holliday, 2012-13 (12-344)
27.3	John Schultz, 1976-78 (4-109)
24.6	Darren Carrington, 1989 (8-197)
23.6	Charlie Adams, 2003-05 (8-189)
23.0	Vaughn Hebron, 1996-98 (20-460)
21.6	Rick Upchurch, 1975-83 (12-259)
21.1	Reuben Droughns, 2002-04 (8-169)
20.3	Alton Montgomery, 1990-92 (6-122)
20.3	Zach Thomas, 1983-84 (4-81)
19.4	Cecil Sapp, 2003-07 (5-97)

Game (min. 2 returns)

52.7	Holliday, vs. Baltimore, 1/12/13 (2 OT) (3-158)
31.3	Upchurch, vs. Dallas, 1/15/78 (3-94)
31.0	Bell, vs. Pittsburgh, 1/7/90 (2-62)
	Schultz, vs. Dallas, 1/15/78 (2-62)
29.0	Hebron, vs. Jacksonville, 12/27/97 (3-87)
28.3	Hebron, vs. Jacksonville, 1/4/97 (3-85)
28.0	Willhite, vs. Pittsburgh, 12/30/84 (2-56)
27.5	Adams, vs. Pittsburgh, 1/22/06 (4-110)
25.7	Holliday, vs. San Diego, 1/12/14 (3-77)
25.5	Hebron, at Kansas City, 1/4/98 (2-51)
	Carrington, vs. Pittsburgh, 1/7/90 (2-51)

MOST KICKOFF RETURN TOUCHDOWNS

Career

1	Trindon Holliday, vs. Baltimore, 1/12/13 (2 OT)
---	---

Game

1	Trindon Holliday, vs. Baltimore, 1/12/13 (2 OT)
---	---

LONGEST KICKOFF RETURN

104t	Trindon Holliday vs. Baltimore, 1/12/13 (2 OT)
67	Rick Upchurch, vs. Dallas, 1/15/78
51	Vaughn Hebron, vs. Jacksonville, 12/27/97
47	Charlie Adams, vs. Pittsburgh, 1/22/06
41	Triandos Luke, at Indianapolis, 1/9/05
39	Darren Carrington, vs. San Francisco, 1/28/90
38	Vaughn Hebron, vs. Jacksonville, 1/4/97
37	Trindon Holliday, vs. San Diego, 1/12/14
	John Schultz, vs. Dallas, 1/15/78
35	Ken Bell, vs. New England, 1/4/87
33	Reuben Droughns, at Indianapolis, 1/4/04

KICKING

MOST PAT ATTEMPTS

Career

40	Jason Elam, 1993-2007
19	Rich Karlis, 1982-88
13	Matt Prater, 2008-13
12	David Treadwell, 1989-92
9	Jim Turner, 1971-79

Game

6	Elam, vs. Jacksonville, 12/27/97
5	Prater, vs. Baltimore, 1/12/13 (2 OT)
	Elam, vs. Miami, 1/9/99
	Karlis, vs. Cleveland, 1/17/88
4	Elam, vs. Atlanta, 1/31/99
	Elam, vs. Green Bay, 1/25/98
	Treadwell, vs. Cleveland, 1/14/90
	Karlis, vs. Houston, 1/10/88
	Turner, vs. Pittsburgh, 12/24/77

MOST PATS MADE

Career

39	Jason Elam, 1993-2007
19	Rich Karlis, 1982-88
13	Matt Prater, 2008-13
11	David Treadwell, 1989-92
9	Jim Turner, 1971-79

Game

6	Elam, vs. Jacksonville, 12/27/97
5	Prater, vs. Baltimore, 1/12/13 (2 OT)
	Elam, vs. Miami, 1/9/99
	Karlis, vs. Cleveland, 1/17/88
4	Elam, vs. Atlanta, 1/31/99
	Elam, vs. Green Bay, 1/25/98
	Treadwell, vs. Cleveland, 1/14/90
	Karlis, vs. Houston, 1/10/88
	Turner, vs. Pittsburgh, 12/24/77

HIGHEST PAT PERCENTAGE (min. 5 PAT)

Career

1.000	Matt Prater, 2008-13 (13-13)
	Rich Karlis, 1982-88 (19-19)
	Jim Turner, 1971-79 (9-9)
.975	Jason Elam, 1993-2007 (39-40)
.916	David Treadwell, 1989-92 (11-12)

POSTSEASON IND. / TEAM RECORDS — SCORING

MOST FIELD GOALS ATTEMPTED

Career

18	Jason Elam, 1993-2007
	Rich Karlis, 1982-88
11	Matt Prater, 2008-13
	David Treadwell, 1989-92
8	Jim Turner, 1971-79
2	Connor Barth, 2014

Game

4	Prater, vs. New England, 1/19/14
	Elam, vs. Atlanta, 1/31/99
	Treadwell, vs. Cleveland, 1/28/90
	Karlis, vs. N.Y. Giants, 1/25/87
3	Prater, vs. Pittsburgh, 1/8/12
	Elam, vs. N.Y. Jets, 1/17/99
	Treadwell, at Buffalo, 1/12/92
	Karlis, at Cleveland, 1/11/87 (OT)
	Karlis, vs. Pittsburgh, 12/30/84
	Turner, vs. Oakland, 1/1/78

MOST FIELD GOALS MADE

Career

15	Jason Elam, 1993-2007
12	Rich Karlis, 1982-88
9	Matt Prater, 2008-13
7	David Treadwell, 1989-92
4	Jim Turner, 1971-79

Game

4	Prater, vs. New England, 1/19/14
3	Prater, vs. Pittsburgh, 1/8/12
	Elam, vs. N.Y. Jets, 1/17/99
	Treadwell, vs. Cleveland, 1/14/90
	Karlis, at Cleveland, 1/11/87 (OT)
2	Eight times (last: Barth, vs. Ind., 1/11/15)

HIGHEST FIELD GOAL PERCENTAGE (min. 5 FG)

Career

.833	Jason Elam, 1993-2007 (15-18)
.818	Matt Prater, 2008-13 (9-11)
.667	Rich Karlis, 1982-88 (12-18)
.636	David Treadwell, 1989-92 (7-11)
.500	Jim Turner, 1971-79 (4-8)

LONGEST FIELD GOAL

54	Matt Prater, vs. New England, 1/19/14
51	Jason Elam, vs. Green Bay, 1/25/98
50	Jason Elam, vs. New England, 1/14/06
49	Jason Elam, at Indianapolis, 1/4/04
	David Treadwell, vs. Houston, 1/4/92
48	Jason Elam, vs. N.Y. Jets, 1/17/99
	Rich Karlis, vs. N.Y. Giants, 1/25/87
47	Jim Turner, vs. Dallas, 1/15/78
45	Connor Barth, vs. Indianapolis, 1/11/15
	Matt Prater, vs. San Diego, 1/12/14

SCORING

MOST TOUCHDOWNS SCORED

Career

12	Terrell Davis, 1995-2002
6	Demaryius Thomas, 2010-14
	Rod Smith, 1995-2007
	John Elway, 1983-98
4	Howard Griffith, 1997-2001
	Vance Johnson, 1985-93, '95
3	Mike Anderson, 2000-05
	Derek Loville, 1997-99
	Sammy Winder, 1982-90
2	10 players

MOST TOUCHDOWNS SCORED, CONT.

Game

3	Davis, vs. Green Bay, 1/25/98
2	11 times (last: Anderson vs. New England, 1/14/06)

MOST POINTS SCORED

Career

84	Jason Elam, 1993-2007
74	Terrell Davis, 1995-2002
55	Rich Karlis, 1982-88
40	Matt Prater, 2010-13
36	Demaryius Thomas, 2010-14
	Rod Smith, 1995-2007
	John Elway, 1983-98
32	David Treadwell, 1989-92
24	Howard Griffith, 1997-2001
	Vance Johnson, 1985-93, '95

Game

18	Davis, vs. Green Bay, 1/25/98
14	Prater, vs. New England, 1/19/14
13	Treadwell, vs. Cleveland, 1/14/90
12	11 times (last: Anderson, vs. New England, 1/14/06)

POSTSEASON TEAM RECORDS

SCORING

MOST POINTS SCORED

42	vs. Jacksonville, 12/27/97
38	vs. Miami, 1/9/99
	vs. Cleveland, 1/17/88
37	vs. Cleveland, 1/14/90
35	vs. Baltimore, 1/12/13 (2 OT)
34	vs. Atlanta, 1/31/99
	vs. Houston, 1/10/88
	vs. Pittsburgh, 12/24/77
31	vs. Green Bay, 1/25/98
29	vs. Pittsburgh, 1/8/12

MOST POINTS SCORED, ONE HALF

27	vs. Cleveland, 1/14/90 (2nd)
24	at Pittsburgh, 1/11/98 (1st)
23	vs. N.Y. Jets, 1/17/99 (2nd)
21	vs. Baltimore, vs. Baltimore, 1/12/13 (2 OT) (1st)
	at Indianapolis, 1/9/05 (2nd)
	vs. Miami, 1/9/99 (1st)
	vs. Jacksonville, 12/27/97 (2nd)
	vs. Jacksonville, 12/27/97 (1st)
	at L.A. Raiders, 1/9/94 (1st)
	vs. Cleveland, 1/17/88 (1st)

MOST POINTS SCORED, ONE QUARTER

21	vs. Jacksonville, 12/27/97 (4th)
20	vs. Pittsburgh, 1/8/12 (2nd)
	vs. N.Y. Jets, 1/17/99 (3rd)
17	vs. Atlanta, 1/31/99 (4th)
	at Pittsburgh, 1/11/98 (2nd)
15	vs. Jacksonville, 1/4/97 (4th)
14	vs. Baltimore, 1/12/13 (1st)
	at Indianapolis, 1/9/05 (3rd)
	vs. Miami, 1/9/99 (4th)
	vs. Miami, 1/9/99 (1st)
	vs. Jacksonville, 12/27/97 (1st)
	at L.A. Raiders, 1/9/94 (2nd)
	vs. Cleveland, 1/14/90 (3rd)
	vs. Cleveland, 1/17/88 (1st)

TOTAL OFFENSE

MOST TOTAL PLAYS

87	vs. Baltimore, 1/12/13 (2 OT)
77	at Cleveland, 1/11/87 (OT)
76	vs. Jacksonville, 12/27/97
	vs. Cleveland, 1/14/90
75	vs. N.Y. Jets, 1/17/99
	vs. New England, 1/4/87
73	at L.A. Raiders, 1/9/94
71	vs. New England, 1/19/14
	at New England, 1/14/12
70	vs. San Diego, 1/12/14

POSTSEASON TEAM RECORDS — OFFENSE / RUSHING / PASSING

MOST TOTAL YARDS

511	vs. Jacksonville, 12/27/97 (310 rush/201 pass)
507	vs. New England, 1/19/14 (107/400)
497	vs. Cleveland, 1/14/90 (120/377)
457	vs. Atlanta, 1/31/99 (121/336)
447	vs. Pittsburgh, 1/8/12 (131/316) (OT)
441	vs. New England, 1/4/87 (188/253)
424	vs. Miami, 1/9/99 (250/174)
418	vs. Houston, 1/4/92 (151/267)
412	vs. Cleveland, 1/17/88 (156/256)
398	vs. Baltimore, 1/12/13 (2 OT) (125/273)

HIGHEST AVERAGE GAIN PER PLAY

8.1	vs. Pittsburgh, 1/8/12 (55-447)
7.1	vs. New England, 1/19/14 (71-507)
7.0	vs. Atlanta, 1/31/99 (65-457)
7.0	vs. Pittsburgh, 1/7/90 (52-364) (OT)
6.8	vs. Miami, 1/9/99 (62-424)
6.7	vs. Jacksonville, 12/27/97 (76-511)
6.5	vs. Cleveland, 1/14/90 (52-364)
6.4	vs. Houston, 1/4/92 (65-418)
6.1	vs. Cleveland, 1/17/88 (67-412)
5.9	vs. Jacksonville, 1/4/97 (60-351)

RUSHING

MOST RUSHES

49	vs. Jacksonville, 12/27/97
42	vs. New England, 1/4/87
41	vs. Baltimore, 1/12/13 (2 OT)
40	at New England, 1/14/12
39	vs. Green Bay, 1/25/98
	vs. Cleveland, 1/14/90
	vs. Cleveland, 1/17/88
38	vs. N.Y. Jets, 1/17/99
	vs. Miami, 1/9/99
37	at Cleveland, 1/11/87 (OT)
	vs. Oakland, 1/1/78
	vs. Pittsburgh, 12/24/77

MOST RUSHING YARDS

310	vs. Jacksonville, 12/27/97
250	vs. Miami, 1/9/99
188	vs. New England, 1/4/87
179	vs. Green Bay, 1/25/98
178	vs. N.Y. Jets, 1/17/99
156	vs. Cleveland, 1/17/88
151	vs. Houston, 1/4/92
150	at Pittsburgh, 1/11/98
149	at Cleveland, 1/11/87 (OT)
146	at Indianapolis, 1/4/04

HIGHEST AVERAGE GAIN PER RUSH (MIN. 10 RUSHES)

6.6	vs. Miami, 1/9/99 (38-250)
6.3	vs. Jacksonville, 12/27/97 (49-310)
6.0	vs. Jacksonville, 1/4/97 (21-126)
5.7	vs. Washington, 1/31/88 (17-97)
5.6	at Indianapolis, 1/4/04 (26-146)
5.0	at Pittsburgh, 1/11/98 (30-150)
4.9	vs. Houston, 1/4/92 (31-151)
4.7	vs. N.Y. Jets, 1/17/99 (38-178)

MOST RUSHING TOUCHDOWNS

5	vs. Jacksonville, 12/27/97
4	vs. Green Bay, 1/25/98
3	vs. Atlanta, 1/31/99
3	vs. Miami, 1/9/99
2	Eight times (last: vs. New England, 1/14/06)

PASSING

MOST PASS ATTEMPTS

54	at L.A. Raiders, 1/9/94
49	vs. Seattle, 2/2/14
46	vs. Indianapolis, 1/11/15
43	vs. New England, 1/19/14
43	vs. Baltimore, 1/12/13 (2 OT)
41	vs. N.Y. Giants, 1/25/87
39	vs. Washington, 1/31/88
38	Four times (last: at Baltimore, 12/31/00)

MOST COMPLETIONS

34	vs. Seattle, 2/2/14
32	vs. New England, 1/19/14
	at L.A. Raiders, 1/9/94
28	vs. Baltimore, 1/12/13 (2 OT)
26	vs. Indianapolis, 1/11/15
	vs. N.Y. Giants, 1/25/87
25	vs. San Diego, 1/12/14
	vs. Jacksonville, 1/4/97
24	at Indianapolis, 1/9/05
	at Seattle, 12/24/83

HIGHEST COMPLETION PERCENTAGE (MIN. 10 ATTEMPTS)

.767	at Indianapolis, 1/4/04 (23-30)
.744	vs. New England, 1/19/14 (32-43)
.706	at Seattle, 12/24/83 (24-34)
.706	at Indianapolis, 1/9/05 (24-34)
.694	vs. San Diego, 1/12/14 (25-36)
.694	vs. Seattle, 2/2/14 (34-49)
.667	vs. Jacksonville, 12/27/97 (16-24)
	at Buffalo, 1/12/92 (22-33)
.658	vs. Jacksonville, 1/4/97 (25-38)
.651	vs. Baltimore, 1/12/13 (2 OT) (28-43)

MOST YARDS PASSING (NET YARDS)

400	vs. New England, 1/19/14
377	vs. Cleveland, 1/14/90
336	vs. Atlanta, 1/31/99
331	at L.A. Raiders, 1/9/94
320	vs. N.Y. Giants, 1/25/87
316	vs. Pittsburgh, 1/8/12 (OT)
273	vs. Baltimore, 1/12/13 (2 OT)
279	vs. Seattle, 2/2/14
267	vs. Houston, 1/4/92
260	at Indianapolis, 1/9/05

MOST TOUCHDOWN PASSES

3	vs. Baltimore, 1/12/13 (2 OT)
	at L.A. Raiders, 1/9/94
	vs. Cleveland, 1/14/90
	vs. Cleveland, 1/17/88
2	10 times (last: vs. New England, 1/19/14)

MOST INTERCEPTIONS THROWN

4	vs. Dallas, 1/15/78
3	vs. Washington, 1/31/88
2	vs. Seattle, 2/2/14
	vs. Baltimore, 1/12/13 (2 OT)
	vs. Pittsburgh, 1/22/06
	at Indianapolis, 1/4/04
	vs. San Francisco, 1/28/90
	vs. New England, 1/4/87
	vs. Pittsburgh, 12/30/84
	at Seattle, 12/24/83

MOST TIMES SACKED

6	vs. San Francisco, 1/28/90
	at Houston, 12/23/79
	at Pittsburgh, 12/30/78
5	at New England, 1/14/12
	at Baltimore, 12/31/00
	vs. Washington, 1/31/88
4	at Buffalo, 1/12/92
	vs. N.Y. Giants, 1/25/87
	vs. Pittsburgh, 12/30/84
	vs. Dallas, 1/15/78

MOST YARDAGE LOST ON SACKS

50	vs. Washington, 1/31/88
43	at Baltimore, 12/31/00
40	at Houston, 12/23/79
37	vs. Pittsburgh, 12/30/84
	at Pittsburgh, 12/30/78
34	at Buffalo, 1/12/92
33	vs. San Francisco, 1/28/90
32	vs. N.Y. Giants, 1/25/87

POSTSEASON TEAM RECORDS — FIRST DOWNS / SPECIAL TEAMS

FIRST DOWNS

MOST FIRST DOWNS

30	vs. Baltimore, 1/12/13 (2 OT)
28	vs. Jacksonville, 12/27/97
27	vs. New England, 1/19/14
26	vs. San Diego, 1/12/14 at L.A. Raiders, 1/9/94 vs. Houston, 1/4/92
24	vs. Miami, 1/9/99 vs. Cleveland, 1/17/88
23	at Pittsburgh, 1/11/98 vs. N.Y. Giants, 1/25/87 vs. New England, 1/4/87

MOST FIRST DOWNS RUSHING

18	vs. Jacksonville, 12/27/97
14	vs. Green Bay, 1/25/98
13	vs. San Diego, 1/12/14 vs. Miami, 1/9/99 vs. Houston, 1/4/92
12	vs. New England, 1/4/87
10	at Indianapolis, 1/4/04 vs. Cleveland, 1/17/88

MOST FIRST DOWNS PASSING

21	vs. New England, 1/19/14
18	at L.A. Raiders, 1/9/94
16	vs. N.Y. Giants, 1/25/87
15	vs. Baltimore, 1/12/13 (2 OT)
15	at Pittsburgh, 1/11/98
14	at Indianapolis, 1/9/05 vs. Atlanta, 1/31/99 vs. Cleveland, 1/14/90 at Seattle, 12/24/83
13	Four times (last: vs. Seattle, 2/2/14)

MOST FIRST DOWNS BY PENALTY

6	vs. Baltimore, 1/12/13 (2 OT)
4	at L.A. Raiders, 1/9/94
3	Six times (last: vs. Indianapolis, 1/11/15)

PUNTS

MOST PUNTS

9	at Baltimore, 12/31/00
8	vs. N.Y. Jets, 1/17/99
7	at New England, 1/14/12 vs. Washington, 1/31/88 at Cleveland, 1/11/87 (OT)

HIGHEST PUNTING AVERAGE (MIN. 4 PUNTS)

48.8	vs. Baltimore, 1/12/13 (2 OT) (5-244)
47.8	at Seattle, 12/24/83 (4-191)
46.4	vs. Cleveland, 1/14/90 (5-232)
46.0	vs. New England, 1/4/87 (6-276)
45.7	vs. New England, 1/14/06 (6-274)
44.3	at Houston, 12/23/79 (6-266)

HIGHEST NET PUNTING AVERAGE (MIN. 4 PUNTS)

44.4	vs. Baltimore, 1/12/13 (2 OT) (5-222)
41.0	vs. Pittsburgh, 1/8/12 (OT) (4-164)
40.3	at Buffalo, 1/12/92 (6-242)
40.0	vs. Pittsburgh, 12/30/84 (4-160)
39.5	vs. Indianapolis, 1/11/15 (4-237) vs. New England, 1/14/06 (6-237) vs. Oakland, 1/1/78 (4-158)

PUNT RETURNS

MOST PUNT RETURNS

5	vs. N.Y. Jets, 1/17/99
4	at Baltimore, 12/31/00 vs. Cleveland, 1/14/90 vs. New England, 1/4/87 vs. Dallas, 1/15/78 vs. Oakland, 1/1/78

MOST YARDS ON PUNT RETURNS

90	vs. Baltimore, 1/12/13 (2 OT)
79	vs. N.Y. Jets, 1/17/99
66	vs. San Diego, 1/12/14
38	at L.A. Raiders, 1/9/94
36	at Kansas City, 1/4/98 at Buffalo, 1/12/92 vs. Cleveland, 1/14/90
35	vs. New England, 1/4/87

MOST PUNT RETURN TOUCHDOWNS

1	vs. Baltimore, 1/12/13 (2 OT)
---	-------------------------------

KICKOFF RETURNS

MOST KICKOFF RETURNS

9	vs. San Francisco, 1/28/90
8	at Indianapolis, 1/9/05
6	at Indianapolis, 1/4/04 vs. Jacksonville, 1/4/97 at L.A. Raiders, 1/9/94 at Seattle, 12/24/83 at Pittsburgh, 12/30/78 vs. Dallas, 1/15/78

MOST YARDS ON KICKOFF RETURNS

196	vs. San Francisco, 1/28/90
188	at Indianapolis, 1/9/05
173	vs. Dallas, 1/15/78
171	vs. Baltimore, 1/12/13 (2 OT)
133	at Indianapolis, 1/4/04
123	vs. Jacksonville, 1/4/97
121	vs. Pittsburgh, 1/22/06
119	vs. Pittsburgh, 1/7/90
118	at Seattle, 12/24/83
105	vs. Seattle, 2/2/14

MOST KICKOFF RETURN TOUCHDOWNS

1	vs. Baltimore, 1/12/13 (2 OT)
---	-------------------------------

FIELD GOALS

MOST FIELD GOALS ATTEMPTED

4	vs. New England, 1/19/14 vs. Atlanta, 1/31/99 vs. Cleveland, 1/14/90 vs. N.Y. Giants, 1/25/87
3	vs. Pittsburgh, 1/8/12 (OT) vs. N.Y. Jets, 1/17/99 at Buffalo, 1/12/92 at Cleveland, 1/11/87 (OT) vs. Pittsburgh, 12/30/84 vs. Oakland, 1/1/78

MOST FIELD GOALS MADE

4	vs. New England, 1/19/14
3	vs. Pittsburgh, 1/8/12 (OT) vs. N.Y. Jets, 1/17/99 vs. Cleveland, 1/14/90 at Cleveland, 1/11/87 (OT) vs. Indianapolis, 1/11/15 vs. New England, 1/14/06 vs. Atlanta, 1/31/99 vs. Houston, 1/4/91 vs. Houston, 1/10/88 vs. N.Y. Giants, 1/25/87 vs. New England, 1/4/87 vs. Pittsburgh, 12/24/77

POSTSEASON TEAM RECORDS — TURNOVERS / PENALTIES / DEFENSE

FUMBLES

MOST BRONCOS FUMBLES

- 4 vs. Seattle, 2/2/14
at Kansas City, 1/4/98
at Buffalo, 1/12/92
vs. Dallas, 1/15/78
- 3 Four times (last: vs. Jacksonville, 12/27/97)

MOST BRONCOS FUMBLES LOST

- 4 vs. Dallas, 1/15/78
- 2 Seven times (last: vs. Seattle, 2/2/14)

MOST OPPONENT FUMBLES

- 6 vs. Dallas, 1/15/78
- 4 vs. N.Y. Jets, 1/17/99
at Pittsburgh, 12/30/78
- 3 Six times (last: vs. New England, 1/14/06)

MOST OPPONENT FUMBLES RECOVERED

- 4 vs. N.Y. Jets, 1/17/99
- 3 vs. New England, 1/14/06
vs. Cleveland, 1/17/88
- 2 Five times (last: vs. Green Bay, 1/25/98)

TURNOVERS

MOST TAKEAWAYS

- 6 vs. N.Y. Jets, 1/17/99 (2 INT / 4 FUM)

MOST GIVEAWAYS

- 8 vs. Dallas, 1/15/78 (4 INT / 4 FUM)

BEST TAKEAWAY RATIO

- +6 vs. N.Y. Jets, 1/17/99 (6 Takeaways / 0 Giveaways)

WORST TAKEAWAY RATIO

- 6 vs. Dallas, 1/15/78 (2 Takeaways / 8 Giveaways)

PENALTIES

MOST PENALTIES

- 10 vs. Baltimore, 1/12/13 (2 OT)
at L.A. Raiders, 1/9/94
- 9 vs. Jacksonville, 12/27/97
- 8 at Kansas City, 1/4/98
vs. Jacksonville, 1/4/97
at Pittsburgh, 12/30/78
vs. Dallas, 1/15/78
vs. Oakland, 1/1/78

MOST YARDS PENALIZED

- 104 at Pittsburgh, 12/30/78
- 97 at L.A. Raiders, 1/9/94
- 94 vs. Jacksonville, 12/27/97
- 87 vs. Baltimore, 1/12/13 (2 OT)
- 70 vs. Houston, 1/4/92
at Houston, 12/23/79
- 65 vs. Green Bay, 1/25/98
- 64 at Kansas City, 1/4/98
vs. Jacksonville, 1/4/97
- 61 vs. Atlanta, 1/31/99

FEWEST PENALTIES

- 0 vs. San Francisco, 1/28/90
- 1 vs. Cleveland, 1/14/90
vs. Pittsburgh, 12/30/84
- 2 vs. Indianapolis, 1/11/15
vs. Pittsburgh, 1/7/90
- 3 Two times (last: vs. New England, 1/4/87)

FEWEST YARDS PENALIZED

- 0 vs. San Francisco, 1/28/90
- 0 vs. Cleveland, 1/14/90
vs. Pittsburgh, 12/30/84
- 8 vs. Indianapolis, 1/11/15
- 19 vs. Pittsburgh, 1/7/90
- 20 Four times (last: vs. Pittsburgh, 1/22/06)

TOTAL DEFENSE

FEWEST TOTAL PLAYS ALLOWED

- 49 vs. San Diego, 1/12/14
vs. Jacksonville, 12/27/97
- 51 vs. Miami, 1/9/99
- 53 at L.A. Raiders, 1/9/94
at Seattle, 12/24/83
- 54 at Indianapolis, 1/4/04
vs. New England, 1/4/87
vs. Seattle, 2/2/14
- 55 at Baltimore, 12/31/00
vs. Houston, 1/4/92

FEWEST TOTAL YARDS ALLOWED

- 213 at Buffalo, 1/12/92 (104 rush/109 pass)
- 237 vs. Jacksonville, 12/27/97 (50/187)
- 240 at Baltimore, 12/31/00 (122/118)
- 252 vs. Miami, 1/9/99 (14/238)
- 256 vs. Cleveland, 1/14/90 (66/190)
- 259 vs. San Diego, 1/12/14 (65/194)
- 271 vs. New England, 1/4/87 (121/150)
- 282 at Houston, 12/23/79 (135/147)
- 298 vs. Oakland, 1/1/78 (94/204)
- 303 at Kansas City, 1/4/98 (77/226)

LOWEST AVERAGE YIELD PER PLAY

- 3.5 at Buffalo, 1/12/92 (63-213)
- 4.0 vs. Pittsburgh, 12/24/77 (76-304)
- 4.1 vs. Cleveland, 1/14/90 (62-256)
- 4.1 vs. Oakland, 1/1/78 (72-298)

RUSHING DEFENSE

FEWEST RUSHES ALLOWED

- 13 vs. N.Y. Jets, 1/17/99
- 13 vs. Miami, 1/9/99
- 14 vs. Jacksonville, 12/27/97
vs. Cleveland, 1/14/90
- 16 vs. New England, 1/19/14
- 18 vs. San Diego, 1/12/14
- 19 vs. Houston, 1/4/92
- 20 vs. Green Bay, 1/25/98
- 21 vs. New England, 1/14/06
- 23 Three times (last: vs. Pittsburgh, 1/8/12) (OT)

FEWEST RUSHING YARDS ALLOWED

- 14 vs. N.Y. Jets, 1/17/99
- 14 vs. Miami, 1/9/99
- 50 vs. Jacksonville, 12/27/97
- 64 vs. New England, 1/19/14
- 65 vs. San Diego, 1/12/14
- 66 vs. Cleveland, 1/14/90
- 73 vs. Houston, 1/10/88
- 76 at Indianapolis, 1/9/05
- 77 at Kansas City, 1/4/98
- 79 vs. New England, 1/14/06

LOWEST AVERAGE YIELD PER RUSH (MIN. 10 RUSHES)

- 1.1 vs. N.Y. Jets, 1/17/99 (13-14)
- 1.1 vs. Miami, 1/9/99 (13-14)
- 2.6 vs. Oakland, 1/1/78 (36-94)
- 2.7 vs. Pittsburgh, 1/22/06 (33-90)
- 2.8 vs. Houston, 1/10/88 (26-73)
- 3.0 at Buffalo, 1/12/92 (35-104)
- 3.0 at Cleveland, 1/11/87 (33-100) (OT)

PASSING DEFENSE

FEWEST PASS ATTEMPTS ALLOWED

- 13 at Seattle, 12/24/83
- 15 at Baltimore, 12/31/00
- 19 at L.A. Raiders, 1/9/94
- 22 at Houston, 12/23/79
- 24 vs. New England, 1/4/87
- 25 at Buffalo, 1/12/92
vs. N.Y. Giants, 1/25/87
- 26 vs. Seattle, 2/2/14
- 27 vs. San Diego, 1/12/14
- 28 Two times (last: vs. Pittsburgh, 12/30/84)

POSTSEASON TEAM RECORDS — DEFENSE / MISCELLANEOUS

FEWEST COMPLETIONS ALLOWED

9	at Baltimore, 12/31/00
10	at Houston, 12/23/79
12	at Seattle, 12/24/83
13	at L.A. Raiders, 1/9/94
	at Buffalo, 1/12/92
	vs. New England, 1/4/87
16	at Pittsburgh, 12/30/78
17	Two times (last: vs. Pittsburgh, 12/30/84)

LOWEST COMPLETION PCT. ALLOWED (MIN. 10 ATTEMPTS)

.432	vs. Cleveland, 1/14/90 (19-44)
.455	at Houston, 12/23/79 (10-22)
.486	vs. Oakland, 1/1/78 (17-35)
.500	at Pittsburgh, 1/11/98 (18-36)
.514	vs. Pittsburgh, 12/24/77 (19-37)
.520	at Buffalo, 1/12/92 (13-25)
.529	vs. Baltimore, 1/12/13 (2 OT) (18-34)
.542	vs. New England, 1/4/87 (13-24)
.543	vs. Atlanta, 1/31/99 (19-35)
.550	vs. Pittsburgh, 1/8/12 (OT)

FEWEST YARDS PASSING ALLOWED (NET YARDS)

109	at Buffalo, 1/12/92
118	at Baltimore, 12/31/00
147	at Houston, 12/23/79
150	vs. New England, 1/4/87
177	vs. Pittsburgh, 12/24/77
179	at Seattle, 12/24/83
182	vs. Dallas, 1/15/78
187	vs. Jacksonville, 12/27/97
190	vs. Cleveland, 1/14/90
193	at Pittsburgh, 1/11/98

MOST OPPONENT PASSES INTERCEPTED

3	vs. Atlanta, 1/31/99
	at Pittsburgh, 1/11/98
	vs. Cleveland, 1/14/90
	vs. Pittsburgh, 12/24/77
2	Eight times (last: vs. Indianapolis, 1/11/15)

MOST YARDS ON INTERCEPTION RETURNS

136	vs. Atlanta, 1/31/99
105	vs. New England, 1/14/06
75	vs. Houston, 1/10/88
64	vs. Pittsburgh, 12/24/77
48	vs. N.Y. Jets, 1/17/99
	vs. Miami, 1/9/99
40	at Cleveland, 1/11/87 (OT)
14	vs. Cleveland, 1/14/90
	vs. Oakland, 1/1/78

MOST SACKS

6	vs. New England, 1/4/87
5	vs. Dallas, 1/15/78
4	vs. San Diego, 1/12/14
	at Kansas City, 1/4/98
	vs. Cleveland, 1/14/90
3	at Pittsburgh, 1/11/98
	vs. Jacksonville, 12/27/97

MOST YARDS ON SACKS

44	vs. New England, 1/4/87
35	vs. Dallas, 1/15/78
34	at Kansas City, 1/4/98
23	vs. San Diego, 1/12/14
21	vs. New England, 1/19/14
	at Seattle, 12/24/83
20	vs. Cleveland, 1/14/90
	vs. Cleveland, 1/17/88

PUNTING

MOST OPPONENT PUNTS

10	at Baltimore, 12/31/00
9	vs. New England, 1/4/87
8	vs. Baltimore, 1/12/13 (2 OT)
	at Buffalo, 1/12/92
	vs. Cleveland, 1/14/90
7	vs. N.Y. Jets, 1/17/99

LOWEST OPPONENT PUNTING AVERAGE (MIN. 4 PUNTS)

29.5	vs. Jacksonville, 12/27/97 (4-118)
35.5	vs. Green Bay, 1/25/98 (4-142)
36.0	vs. Oakland, 1/1/78 (5-180)
37.0	vs. Pittsburgh, 1/22/06 (4-148)
37.5	vs. Washington, 1/31/88 (4-150)

FIRST DOWNS

FEWEST OPPONENT FIRST DOWNS

12	at Buffalo, 1/12/92
	vs. New England, 1/4/87
13	vs. San Diego, 1/12/14
	at Baltimore, 12/31/00
14	vs. Miami, 1/9/99
	vs. Jacksonville, 12/27/97
	vs. Cleveland, 1/14/90
15	vs. New England, 1/14/06
17	Three times (last: vs. Seattle, 2/2/14)

FEWEST OPPONENT RUSHING FIRST DOWNS

1	vs. San Diego, 1/12/14
	vs. N.Y. Jets, 1/17/99
	vs. Miami, 1/9/99
3	vs. New England, 1/14/06
	vs. Jacksonville, 12/27/97
	vs. Cleveland, 1/14/90
4	vs. New England, 1/19/14
	vs. Baltimore, 1/12/13 (2 OT)
	vs. Green Bay, 1/25/98
	at Kansas City, 1/4/98
	at Cleveland, 1/11/87 (OT)

FEWEST OPPONENT PASSING FIRST DOWNS

5	at Buffalo, 1/12/92
6	vs. New England, 1/4/87
	at Houston, 12/23/79
7	at Baltimore, 12/31/00
8	vs. Dallas, 1/15/78
	vs. Pittsburgh, 12/24/77
9	vs. Jacksonville, 12/27/97

FEWEST OPPONENT FIRST DOWNS BY PENALTY

0	11 times (last: vs. New England, 1/19/14)
---	---

PENALTIES

MOST OPPONENT PENALTIES

17	at L.A. Raiders, 1/9/94
13	vs. Houston, 1/4/92
12	vs. Dallas, 1/15/78
11	at Pittsburgh, 12/30/78
10	vs. Indianapolis, 1/11/15
	vs. Seattle, 2/2/14
	vs. Miami, 1/9/99
	vs. Houston, 1/10/88
	vs. Pittsburgh, 12/24/77
9	vs. Green Bay, 1/25/98
	vs. Jacksonville, 12/27/97
	vs. Cleveland, 1/11/87 (OT)

MOST OPPONENT PENALTY YARDS

130	at L.A. Raiders, 1/9/94
104	vs. Seattle, 2/2/14
94	vs. Dallas, 1/15/78
88	at Pittsburgh, 12/30/78
85	vs. Houston, 1/4/92

SCORING DEFENSE

FEWEST POINTS ALLOWED

3	vs. Miami, 1/9/99
10	vs. N.Y. Jets, 1/17/99
	at Kansas City, 1/4/98
	at Buffalo, 1/12/92
	vs. Houston, 1/10/88
13	vs. New England, 1/14/06
	at Houston, 12/23/79
16	vs. New England, 1/19/14
17	vs. San Diego, 1/12/14
	vs. Jacksonville, 12/27/97
	vs. New England, 1/4/87
	vs. Oakland, 1/1/78

ALL-TIME 1,000-YARD RUSHING SEASONS

Player	Year	Att.	Yards	Avg.	TD
Floyd Little	1971	284	1,133	4.0	6
Otis Armstrong	1974	263	1,407	5.3	9
Otis Armstrong	1976	247	1,008	4.1	5
Sammy Winder	1984	296	1,153	3.9	4
Bobby Humphrey	1989	294	1,151	3.9	7
Bobby Humphrey	1990	288	1,202	4.2	7
Gaston Green	1991	261	1,037	4.0	4
Terrell Davis	1995	237	1,117	4.7	13
Terrell Davis	1996	345	1,538	4.5	7
Terrell Davis	1997	289	1,150	4.0	16
Terrell Davis	1998	392	2,008	5.1	21
Olandis Gary	1999	276	1,159	4.2	7
Mike Anderson	2000	297	1,487	5.0	15
Clinton Portis	2002	273	1,508	5.5	15
Clinton Portis	2003	290	1,591	5.5	14
Reuben Droughns	2004	275	1,240	4.5	6
Mike Anderson	2005	268	1,014	4.2	12
Tatum Bell	2008	233	1,025	4.4	2
Willis McGahee	2011	249	1,199	4.8	4
Knowshon Moreno	2013	241	1,038	4.3	10

TOTALS (20) — Terrell Davis 4, Mike Anderson 2, Otis Armstrong 2, Bobby Humphrey 2, Clinton Portis 2, Tatum Bell 1, Reuben Droughns 1, Olandis Gary 1, Gaston Green 1, Floyd Little 1, Willis McGahee 1, Knowshon Moreno 1, Sammy Winder 1.

ALL-TIME 1,000-YARD RECEIVING SEASONS

Player	Year	Rec.	Yards	Avg.	TD
Lionel Taylor	1960	92	1,235	13.4	12
Lionel Taylor	1961	100	1,176	11.8	4
Lionel Taylor	1963	79	1,101	14.1	10
Lionel Taylor	1965	89	1,150	13.3	6
Steve Watson	1981	60	1,244	20.7	13
Steve Watson	1983	59	1,133	19.2	5
Steve Watson	1984	69	1,170	17.0	7
Vance Johnson	1989	76	1,095	14.4	7
Anthony Miller	1994	60	1,107	18.5	5
Shannon Sharpe	1994	87	1,010	11.6	4
Anthony Miller	1995	89	1,079	12.3	14
Shannon Sharpe	1996	80	1,062	13.3	10
Rod Smith	1997	70	1,180	16.9	12
Shannon Sharpe	1997	72	1,107	15.4	3
Rod Smith	1998	86	1,222	14.2	6
Ed McCaffrey	1998	64	1,053	16.5	10
Rod Smith	1999	79	1,020	12.9	4
Ed McCaffrey	1999	71	1,018	14.3	7
Rod Smith	2000	100	1,602	16.0	8
Ed McCaffrey	2000	101	1,317	13.0	9
Rod Smith	2001	113	1,343	11.9	11
Rod Smith	2002	89	1,027	11.5	5
Rod Smith	2004	79	1,144	14.5	7
Ashley Lelie	2004	54	1,084	20.1	7
Rod Smith	2005	85	1,105	13.0	6
Javon Walker	2006	69	1,085	15.7	7
Brandon Marshall	2007	102	1,325	13.0	7
Brandon Marshall	2008	104	1,265	12.2	6
Brandon Marshall	2009	101	1,120	11.1	10
Brandon Lloyd	2010	77	1,448	18.8	11
Demaryius Thomas	2012	94	1,434	15.3	10
Eric Decker	2012	85	1,064	12.5	13
Demaryius Thomas	2013	97	1,430	14.8	12
Eric Decker	2013	82	1,288	15.8	11
Demaryius Thomas	2014	111	1,619	14.6	11
Emmanuel Sanders	2014	101	1,404	13.9	9

TOTALS (36) — Rod Smith 8, Lionel Taylor 4, Brandon Marshall 3, Ed McCaffrey 3, Shannon Sharpe 3, Steve Watson 3, Demaryius Thomas 3, Eric Decker 2, Anthony Miller 2, Vance Johnson 1, Ashley Lelie 1, Brandon Lloyd 1, Javon Walker 1, Emmanuel Sanders, 1.

ALL-TIME 3,000-YARD PASSING SEASONS

Player	Year	Att.	Cmp.	Pct.	Yards	TD	INT	Rtg.
Frank Tripucka	1960	478	248	51.9	3,038	24	34	58.9
Craig Morton	1981	376	225	59.8	3,195	21	14	90.5
John Elway	1985	605	327	54.0	3,891	22	23	70.2
John Elway	1986	504	280	55.6	3,485	19	13	79.0
John Elway	1987	410	224	54.6	3,198	19	12	83.4
John Elway	1988	496	274	55.2	3,309	17	19	71.4
John Elway	1989	416	223	53.6	3,051	18	18	73.7
John Elway	1990	502	294	58.6	3,526	15	14	78.5
John Elway	1991	451	242	53.7	3,253	13	12	75.4
John Elway	1993	551	348	63.2	4,030	25	10	92.8
John Elway	1994	494	307	62.1	3,490	16	10	85.7
John Elway	1995	542	316	58.3	3,370	26	14	86.4
John Elway	1996	461	287	61.6	3,328	26	14	89.2
John Elway	1997	502	280	55.8	3,635	27	11	87.5
Brian Griese	1999	452	261	57.7	3,032	14	14	75.6
Brian Griese	2002	436	291	66.7	3,214	15	15	85.6
Jake Plummer	2004	521	303	58.2	4,089	27	20	84.5
Jake Plummer	2005	456	277	60.7	3,366	18	7	90.2
Jay Cutler	2007	467	297	63.6	3,497	20	14	88.1
Jay Cutler	2008	616	384	62.3	4,526	25	18	86.0
Kyle Orton	2009	541	336	62.1	3,802	21	12	86.8
Kyle Orton	2010	498	293	58.8	3,653	20	9	87.5
Peyton Manning	2012	583	400	68.6	4,659	37	11	105.9
Peyton Manning	2013	659	450	68.3	5,477	55	10	115.1
Peyton Manning	2014	597	395	66.2	4,727	39	15	101.5

TOTALS (25) — John Elway 12, Peyton Manning 3, Jay Cutler 2, Brian Griese 2, Jake Plummer 2, Kyle Orton 2, Craig Morton 1, Frank Tripucka 1.

OUTSTANDING PERFORMANCES

A Complete List of Denver's 100-Yard Rushing, 100-Yard Receiving and 300-Yard Passing Performances along with 100-Yard Rushing Halves and 100-Yard Rushing Quarters

100-Yard Rushing Games — 196 Total (187 regular season / 9 postseason)

Player	Performance	Date, Opponent
Don Stone	17-104, 1 TD	Oct. 6, 1963, vs. San Diego
Billy Joe	20-105, 0 TD	Nov. 17, 1963, vs. N.Y. Jets
Billy Joe	16-108, 1 TD	Nov. 15, 1964, vs. N.Y. Jets
Cookie Gilchrist	32-142, 0 TD	Sept. 24, 1965, at Boston
Cookie Gilchrist	16-119, 0 TD	Nov. 14, 1965, at Houston
Floyd Little	25-126, 1 TD	Oct. 27, 1968, vs. Miami
Floyd Little	30-147, 1 TD	Nov. 3, 1968, at Boston
Floyd Little	21-105, 1 TD	Sept. 14, 1969, vs. Boston
Floyd Little	15-104, 1 TD	Sept. 21, 1969, vs. N.Y. Jets
Floyd Little	29-166, 1 TD	Oct. 19, 1969, at Cincinnati
Floyd Little	16-140, 1 TD	Oct. 25, 1970, at San Francisco
Bobby Anderson	25-106, 1 TD	Oct. 17, 1971, vs. San Diego
Floyd Little	25-113, 1 TD	Oct. 24, 1971, at Cleveland
Floyd Little	24-123, 1 TD	Oct. 31, 1971, at Philadelphia
Floyd Little	22-101, 0 TD	Nov. 14, 1971, vs. Cincinnati
Floyd Little	29-125, 0 TD	Dec. 5, 1971, vs. Chicago
Floyd Little	22-101, 0 TD	Sept. 17, 1972, vs. Houston
Floyd Little	18-100, 2 TD	Oct. 15, 1972, vs. Minnesota
Floyd Little	14-124, 1 TD	Nov. 5, 1972, at N.Y. Giants
Floyd Little	19-123, 1 TD	Oct. 14, 1973, at Houston
Joe Dawkins	30-117, 0 TD	Oct. 28, 1973, at N.Y. Jets
Floyd Little	22-109, 2 TD	Nov. 11, 1973, vs. San Diego
Otis Armstrong	19-131, 0 TD	Sept. 22, 1974, vs. Pittsburgh
Otis Armstrong	17-142, 1 TD	Oct. 27, 1974, at Cleveland
Otis Armstrong	19-110, 1 TD	Nov. 10, 1974, at Baltimore
Otis Armstrong	29-146, 0 TD	Nov. 24, 1974, at Oakland
Jon Keyworth	15-148, 1 TD	Nov. 24, 1974, at Oakland
Otis Armstrong	24-144, 1 TD	Nov. 28, 1974, at Detroit
Otis Armstrong	31-183, 3 TD	Dec. 8, 1974, vs. Houston
Otis Armstrong	18-142, 0 TD	Dec. 15, 1974, at San Diego
Jon Keyworth	20-132, 0 TD	Nov. 30, 1975, vs. San Diego
Otis Armstrong	16-101, 1 TD	Oct. 24, 1976, at Kansas City
Otis Armstrong	18-116, 0 TD	Nov. 7, 1976, vs. Tampa Bay
Otis Armstrong	26-116, 1 TD	Dec. 12, 1976, at Chicago
Norris Weese	12-120, 0 TD	Dec. 12, 1976, at Chicago
Otis Armstrong	21-120, 0 TD	Nov. 20, 1977, at Kansas City
Rob Lytle	16-110, 1 TD	Nov. 19, 1978, vs. Green Bay
Rob Lytle	18-102, 1 TD	Nov. 25, 1979, vs. Oakland
Otis Armstrong	22-107, 1 TD	Oct. 13, 1980, vs. Washington
Otis Armstrong	25-106, 1 TD	Oct. 26, 1980, at N.Y. Giants
Sammy Winder	20-119, 0 TD	Sept. 25, 1983, vs. L.A. Raiders
Sammy Winder	29-165, 0 TD	Oct. 9, 1983, at Houston
Sammy Winder	31-139, 1 TD	Sept. 23, 1984, vs. Kansas City
Sammy Winder	34-126, 0 TD	Oct. 28, 1984, at L.A. Raiders
Sammy Winder	20-103, 2 TD	Sept. 29, 1985, vs. Miami
Sammy Winder	20-104, 2 TD	Sept. 21, 1986, at Philadelphia
Sammy Winder	19-102, 0 TD	Jan. 4, 1987, vs. New England*
Joe Dudek	23-128, 2 TD	Oct. 12, 1987, vs. L.A. Raiders
Tony Dorsett	23-113, 1 TD	Sept. 11, 1988, vs. San Diego
Tony Dorsett	32-119, 2 TD	Sept. 26, 1988, vs. L.A. Raiders
Sammy Winder	17-100, 0 TD	Oct. 9, 1988, at San Francisco
Bobby Humphrey	23-102, 1 TD	Oct. 8, 1989, vs. San Diego
Bobby Humphrey	25-105, 2 TD	Nov. 5, 1989, vs. Pittsburgh
Bobby Humphrey	31-110, 0 TD	Nov. 20, 1989, at Washington
Bobby Humphrey	31-125, 0 TD	Dec. 3, 1989, at L.A. Raiders
Bobby Humphrey	23-128, 0 TD	Dec. 16, 1989, at Phoenix
Bobby Humphrey	19-132, 2 TD	Sept. 17, 1990, vs. Kansas City
Bobby Humphrey	25-129, 0 TD	Sept. 23, 1990, vs. Seattle
Bobby Humphrey	34-177, 1 TD	Sept. 30, 1990, at Buffalo
Bobby Humphrey	20-106, 1 TD	Oct. 8, 1990, vs. Cleveland
Gaston Green	24-116, 0 TD	Sept. 1, 1991, vs. Cincinnati
Gaston Green	24-127, 3 TD	Sept. 22, 1991, vs. San Diego
Gaston Green	26-158, 0 TD	Sept. 29, 1991, at Minnesota
Greg Lewis	19-111, 1 TD	Nov. 3, 1991, vs. Pittsburgh
Gaston Green	18-103, 0 TD	Nov. 10, 1991, vs. L.A. Raiders
Gaston Green	24-133, 1 TD	Nov. 17, 1991, at Kansas City
Rod Bernstine	23-101, 0 TD	Oct. 18, 1993, vs. L.A. Raiders
Rod Bernstine	21-103, 0 TD	Dec. 18, 1993, at Chicago

OUTSTANDING PERFORMANCES, CONT.

100-Yard Rushing Games, cont.

Player.....	Performance.....	Date, Opponent.....
Leonard Russell.....	24-103, 0 TD.....	Oct. 9, 1994, at Seattle
Leonard Russell.....	19-109, 1 TD.....	Nov. 13, 1994, vs. Seattle
Terrell Davis.....	22-135, 1 TD.....	Nov. 5, 1995, vs. Arizona
Terrell Davis.....	30-176, 1 TD.....	Nov. 19, 1995, vs. San Diego
Terrell Davis.....	19-110, 1 TD.....	Nov. 26, 1995, at Houston
Glyn Milburn.....	18-131, 0 TD.....	Dec. 10, 1995, vs. Seattle
Aaron Craver.....	20-108, 1 TD.....	Dec. 24, 1995, at Oakland
Terrell Davis.....	28-111, 0 TD.....	Sept. 8, 1996, at Seattle
Terrell Davis.....	22-137, 1 TD.....	Sept. 15, 1996, vs. Tampa Bay
Terrell Davis.....	19-141, 2 TD.....	Sept. 22, 1996, at Kansas City
Terrell Davis.....	24-112, 0 TD.....	Sept. 29, 1996, at Cincinnati
Terrell Davis.....	28-194, 2 TD.....	Oct. 20, 1996, vs. Baltimore
Terrell Davis.....	32-154, 2 TD.....	Nov. 17, 1996, at New England
Terrell Davis.....	26-106, 1 TD.....	Dec. 1, 1996, at Seattle
Terrell Davis.....	26-101, 1 TD.....	Aug. 31, 1997, vs. Kansas City
Terrell Davis.....	21-107, 1 TD.....	Sept. 7, 1997, at Seattle
Terrell Davis.....	21-103, 0 TD.....	Sept. 14, 1997, vs. St. Louis
Terrell Davis.....	27-215, 1 TD.....	Sept. 21, 1997, vs. Cincinnati
Terrell Davis.....	32-171, 2 TD.....	Oct. 6, 1997, vs. New England
Terrell Davis.....	42-207, 1 TD.....	Oct. 26, 1997, at Buffalo
Terrell Davis.....	21-101, 0 TD.....	Nov. 2, 1997, vs. Seattle
Terrell Davis.....	21-104, 0 TD.....	Nov. 9, 1997, vs. Carolina
Terrell Davis.....	34-127, 0 TD.....	Nov. 16, 1997, at Kansas City
Terrell Davis.....	26-178, 1 TD.....	Nov. 30, 1997, at San Diego
Terrell Davis.....	31-184, 2 TD.....	Dec. 27, 1997, vs. Jacksonville*
Derek Loville.....	11-103, 2 TD.....	Dec. 27, 1997, vs. Jacksonville*
Terrell Davis.....	25-101, 2 TD.....	Jan. 4, 1998, at Kansas City*
Terrell Davis.....	26-139, 1 TD.....	Jan. 11, 1998, at Pittsburgh*
Terrell Davis.....	30-157, 3 TD.....	Jan. 25, 1998, vs. Green Bay†
Terrell Davis.....	23-191, 3 TD.....	Sept. 13, 1998, vs. Dallas
Terrell Davis.....	28-104, 0 TD.....	Sept. 20, 1998, at Oakland
Terrell Davis.....	21-119, 1 TD.....	Sept. 27, 1998, at Washington
Terrell Davis.....	20-168, 2 TD.....	Oct. 4, 1998, vs. Philadelphia
Terrell Davis.....	30-208, 1 TD.....	Oct. 11, 1998, at Seattle
Terrell Davis.....	31-136, 3 TD.....	Oct. 25, 1998, vs. Jacksonville
Terrell Davis.....	27-149, 2 TD.....	Nov. 1, 1998, at Cincinnati
Terrell Davis.....	18-111, 1 TD.....	Nov. 16, 1998, at Kansas City
Terrell Davis.....	31-162, 1 TD.....	Nov. 22, 1998, vs. Oakland
Terrell Davis.....	28-147, 1 TD.....	Dec. 13, 1998, at N.Y. Giants
Terrell Davis.....	29-178, 0 TD.....	Dec. 27, 1998, vs. Seattle
Terrell Davis.....	21-199, 2 TD.....	Jan. 9, 1999, vs. Miami*
Terrell Davis.....	32-167, 1 TD.....	Jan. 17, 1999, vs. N.Y. Jets*
Terrell Davis.....	25-102, 0 TD.....	Jan. 31, 1999, vs. Atlanta³
Olandis Gary.....	37-124, 1 TD.....	Oct. 17, 1999, vs. Green Bay
Olandis Gary.....	30-108, 2 TD.....	Nov. 7, 1999, at San Diego
Olandis Gary.....	22-183, 0 TD.....	Dec. 19, 1999, vs. Seattle
Olandis Gary.....	29-185, 1 TD.....	Dec. 25, 1999, at Detroit
Mike Anderson.....	31-131, 2 TD.....	Sept. 10, 2000, vs. Atlanta
Mike Anderson.....	32-187, 0 TD.....	Sept. 17, 2000, at Oakland
Mike Anderson.....	20-103, 1 TD.....	Oct. 15, 2000, vs. Cleveland
Terrell Davis.....	33-115, 1 TD.....	Nov. 5, 2000, at N.Y. Jets
Mike Anderson.....	30-195, 2 TD.....	Nov. 26, 2000, at Seattle
Mike Anderson.....	37-251, 4 TD.....	Dec. 3, 2000, at New Orleans
Mike Anderson.....	29-131, 2 TD.....	Dec. 10, 2000, vs. Seattle
Terrell Davis.....	21-101, 0 TD.....	Sept. 10, 2001, vs. N.Y. Giants
Mike Anderson.....	22-155, 1 TD.....	Oct. 7, 2001, vs. Kansas City
Mike Anderson.....	33-118, 1 TD.....	Nov. 22, 2001, at Dallas
Terrell Davis.....	19-109, 0 TD.....	Dec. 9, 2001, vs. Seattle
Clinton Portis.....	18-103, 1 TD.....	Sept. 22, 2002, vs. Buffalo
Clinton Portis.....	20-102, 0 TD.....	Oct. 6, 2002, vs. San Diego
Clinton Portis.....	26-111, 2 TD.....	Oct. 27, 2002, at New England
Clinton Portis.....	23-136, 0 TD.....	Nov. 17, 2002, at Seattle
Clinton Portis.....	23-159, 2 TD.....	Dec. 1, 2002, at San Diego
Clinton Portis.....	24-103, 0 TD.....	Dec. 8, 2002, at N.Y. Jets
Clinton Portis.....	21-130, 3 TD.....	Dec. 15, 2002, vs. Kansas City
Clinton Portis.....	24-228, 2 TD.....	Dec. 29, 2002, vs. Arizona
Clinton Portis.....	24-120, 2 TD.....	Sept. 7, 2003, at Cincinnati
Clinton Portis.....	12-129, 0 TD.....	Sept. 14, 2003, at San Diego
Clinton Portis.....	23-141, 1 TD.....	Oct. 5, 2003, at Kansas City
Clinton Portis.....	25-117, 1 TD.....	Oct. 19, 2003, at Minnesota
Clinton Portis.....	26-111, 1 TD.....	Nov. 3, 2003, vs. New England
Clinton Portis.....	25-106, 0 TD.....	Nov. 16, 2003, vs. San Diego
Clinton Portis.....	14-165, 0 TD.....	Nov. 23, 2003, vs. Chicago

OUTSTANDING PERFORMANCES, CONT.

100-Yard Rushing Games, cont.

Player	Performance	Date	Opponent
Clinton Portis	34-170, 3 TD	Nov. 30, 2003	at Oakland
Clinton Portis	22-210, 3 TD	Dec. 7, 2003	vs. Kansas City
Clinton Portis	38-218, 3 TD	Dec. 14, 2003	vs. Cleveland
Clinton Portis	38-139, 0 TD	Dec. 21, 2003	at Indianapolis
Clinton Portis	38-136, 0 TD	Sept. 12, 2004	vs. Kansas City
Clinton Portis	38-156, 2 TD	Oct. 10, 2004	vs. Carolina
Clinton Portis	38-193, 0 TD	Oct. 17, 2004	at Oakland
Clinton Portis	34-176, 1 TD	Oct. 25, 2004	at Cincinnati
Clinton Portis	29-120, 0 TD	Nov. 7, 2004	vs. Houston
Clinton Portis	28-166, 1 TD	Nov. 21, 2004	at New Orleans
Clinton Portis	29-103, 1 TD	Nov. 28, 2004	vs. Oakland
Clinton Portis	17-123, 2 TD	Dec. 12, 2004	vs. Miami
Clinton Portis	23-123, 0 TD	Oct. 2, 2005	at Jacksonville
Clinton Portis	13-114, 1 TD	Oct. 9, 2005	vs. Washington
Clinton Portis	24-120, 1 TD	Oct. 16, 2005	vs. New England
Clinton Portis	21-126, 1 TD	Oct. 23, 2005	at N.Y. Giants
Clinton Portis	14-103, 2 TD	Oct. 30, 2005	vs. Philadelphia
Clinton Portis	26-113, 3 TD	Nov. 20, 2005	vs. N.Y. Jets
Clinton Portis	27-103, 0 TD	Sept. 10, 2006	at St. Louis
Clinton Portis	24-123, 0 TD	Sept. 24, 2006	at New England
Clinton Portis	15-135, 2 TD	Oct. 22, 2006	at Cleveland
Clinton Portis	23-133, 0 TD	Oct. 29, 2006	vs. Indianapolis
Clinton Portis	17-133, 0 TD	Dec. 3, 2006	vs. Seattle
Clinton Portis	23-136, 0 TD	Dec. 10, 2006	at San Diego
Clinton Portis	23-128, 0 TD	Sept. 9, 2007	at Buffalo
Clinton Portis	26-128, 0 TD	Sept. 16, 2007	vs. Oakland
Clinton Portis	26-131, 0 TD	Sept. 30, 2007	at Indianapolis
Clinton Portis	27-109, 1 TD	Nov. 11, 2007	at Kansas City
Clinton Portis	20-156, 0 TD	Dec. 9, 2007	vs. Kansas City
Clinton Portis	22-109, 0 TD	Oct. 12, 2008	vs. Jacksonville
Clinton Portis	14-129, 0 TD	Nov. 30, 2008	at N.Y. Jets
Clinton Portis	12-108, 0 TD	Sept. 27, 2009	at Oakland
Clinton Portis	22-103, 0 TD	Dec. 6, 2009	at Kansas City
Clinton Portis	23-106, 0 TD	Nov. 14, 2010	vs. Kansas City
Clinton Portis	23-161, 0 TD	Dec. 5, 2010	at Kansas City
Clinton Portis	28-101, 0 TD	Sept. 18, 2011	vs. Cincinnati
Clinton Portis	16-103, 0 TD	Oct. 2, 2011	at Green Bay
Clinton Portis	16-123, 0 TD	Oct. 9, 2011	vs. San Diego
Clinton Portis	20-163, 2 TD	Nov. 6, 2011	at Oakland
Clinton Portis	13-119, 0 TD	Nov. 6, 2011	at Oakland
Clinton Portis	20-111, 0 TD	Nov. 27, 2011	at San Diego
Clinton Portis	28-145, 0 TD	Dec. 4, 2011	at Minnesota
Clinton Portis	22-113, 2 TD	Jan. 17, 2012	vs. Kansas City
Clinton Portis	19-113, 2 TD	Sept. 17, 2012	at Atlanta
Clinton Portis	23-122, 1 TD	Sept. 30, 2012	vs. Oakland
Clinton Portis	32-119, 1 TD	Oct. 28, 2012	vs. New Orleans
Clinton Portis	31-115, 1 TD	Dec. 6, 2012	at Oakland
Clinton Portis	37-224, 1 TD	Dec. 16, 2012	at Baltimore
Clinton Portis	13-117, 0 TD	Nov. 24, 2013	at New England
Clinton Portis	24-100, 0 TD	Dec. 1, 2013	at Kansas City
Clinton Portis	20-109, 0 TD	Oct. 12, 2014	at N.Y. Jets
Clinton Portis	27-167, 1 TD	Oct. 23, 2014	at San Diego
Clinton Portis	32-168, 0 TD	Nov. 23, 2014	vs. Miami
Clinton Portis		Nov. 30, 2014	at Kansas City

(* Denotes postseason game; † Denotes Super Bowl XXXII; ‡ Denotes Super Bowl XXXIII)

TOTALS — Terrell Davis 41 (includes seven postseason games), Clinton Portis 18, Floyd Little 15, Otis Armstrong 13, Mike Anderson 12, Willis McGahee 10, Tatum Bell 9, Bobby Humphrey 9, Sammy Winder 8 (includes one postseason game), Reuben Droughns 6, Gaston Green 5, Knowshon Moreno 5, Olandis Gary 4, Travis Henry 3, Rod Bernstein 2, Correll Buckhalter 2, Tony Dorsett 2, Cookie Gilchrist 2, Quentin Griffin 2, Billy Joe 2, Jon Keyworth 2, Rob Lytle 2, Leonard Russell 2, Selvin Young 2, Ronnie Hillman, 2, C.J. Anderson, 2, Bobby Anderson 1, Montee Ball 1, Mike Bell 1, Aaron Craver 1, Joe Dawkins 1, Joe Duede 1, Peyton Hillis 1, Greg Lewis 1, Derek Loville 1 (postseason), Glynn Milburn 1, Michael Pittman 1, Donnie Stone 1, Tim Tebow 1, Norris Weese 1.

Most 100-yard games, season

- 11—Terrell Davis, 1998
- 10—Clinton Portis, 2003
- 10—Terrell Davis, 1997
- 8—Clinton Portis, 2002
- 7—Willis McGahee, 2011
- 7—Terrell Davis, 1996
- 7—Otis Armstrong, 1974
- 6—Reuben Droughns, 2004
- 6—Mike Anderson, 2000
- 5—Tatum Bell, 2006
- 5—Gaston Green, 1991
- 5—Bobby Humphrey, 1989

Most Consecutive 100-yard games

- 7—Terrell Davis, 1998
- 6—Clinton Portis 2003
- 4—Terrell Davis, 1997 (3x; incl. 1 in postseason)
- 4—Terrell Davis, 1996
- 4—Bobby Humphrey, 1990
- 4—Otis Armstrong, 1974

Most 100-yard games by a rookie

- 8—Clinton Portis, 2002
- 6—Mike Anderson, 2000
- 5—Bobby Humphrey, 1989
- 4—Olandis Gary, 1999
- 3—Terrell Davis, 1995

OUTSTANDING PERFORMANCES, CONT.

100-Yard Rushing Halves — 43 Total (40 regular season / 3 postseason)

Rank	Player	Date	Opponent	Half	Carries	Half total	Game total
No. 1	Clinton Portis	Dec. 7, 2003	vs. Kansas City	2nd	10	188	218
No. 2	Olandis Gary	Dec. 25, 1999	at Detroit	2nd	21	174	185
No. 3	Terrell Davis	Oct. 4, 1998	vs. Philadelphia	1st	20	168	168
No. 4	Terrell Davis	Sept. 13, 1998	vs. Dallas	1st	12	154	191
No. 5	Mike Anderson	Nov. 26, 2000	at Seattle	2nd	18	153	195
No. 6	Mike Anderson	Dec. 3, 2000	at New Orleans	1st	17	146	251
No. 7	Willis McGahee	Nov. 6, 2011	at Oakland	2nd	12	145	163
No. 8	Selvin Young	Dec. 9, 2007	vs. Kansas City	1st	11	143	156
No. 9	Mike Bell	Oct. 29, 2006	vs. Indianapolis	2nd	14	135	136
	Terrell Davis	Oct. 11, 1998	at Seattle	2nd	15	135	208
No. 11	Terrell Davis	Sept. 21, 1997	vs. Cincinnati	2nd	12	130	215
	Terrell Davis	Sept. 22, 1996	at Kansas City	1st	14	130	141
No. 13	Clinton Portis	Sept. 14, 2003	at San Diego	1st	12	129	129
	Terrell Davis	Jan. 9, 1999	vs. Miami*	1st	16	129	199
No. 15	Terrell Davis	Oct. 26, 1997	at Buffalo	1st	21	124	207
No. 16	Clinton Portis	Dec. 29, 2002	vs. Arizona	1st	8	120	228
No. 17	Terrell Davis	Oct. 20, 1996	vs. Baltimore	1st	9	118	194
No. 18	Knowshon Moreno	Nov. 24, 2013	at New England	2nd	19	117	224
	Floyd Little	Oct. 25, 1970	at San Francisco	1st	9	117	140
No. 20	Gaston Green	Sept. 22, 1991	vs. San Diego	2nd	15	115	127
No. 21	C.J. Anderson	Nov. 23, 2014	vs. Miami	2nd	17	114	167
	Terrell Davis	Oct. 6, 1997	vs. New England	2nd	18	114	171
No. 23	Otis Armstrong	Dec. 8, 1974	vs. Houston	1st	16	113	183
No. 24	Tatum Bell	Dec. 3, 2006	vs. Seattle	1st	15	112	133
No. 25	Quentin Griffin	Sept. 12, 2004	vs. Kansas City	2nd	15	111	156
No. 26	Clinton Portis	Oct. 5, 2003	at Kansas City	2nd	15	110	141
	Terrell Davis	Nov. 22, 1998	vs. Oakland	1st	19	110	162
	Otis Armstrong	Sept. 22, 1974	vs. Pittsburgh	2nd	14	110	131
No. 29	Mike Anderson	Sept. 17, 2000	at Oakland	2nd	16	109	187
No. 30	Clinton Portis	Dec. 29, 2002	vs. Arizona	2nd	16	108	228
	Terrell Davis	Nov. 16, 1997	at Kansas City	1st	19	108	127
No. 32	Knowshon Moreno	Nov. 24, 2013	at New England	1st	18	107	224
	Jon Keyworth	Nov. 30, 1975	vs. San Diego	1st	15	107	132
No. 34	Travis Henry	Sept. 30, 2007	at Indianapolis	1st	20	106	131
	Reuben Droughns	Nov. 21, 2004	at New Orleans	1st	10	106	166
	Mike Anderson	Oct. 7, 2001	vs. Kansas City	1st	9	106	155
	Joe Dawkins	Oct. 28, 1973	at N.Y. Jets	1st	18	106	117
No. 38	Mike Anderson	Dec. 3, 2000	at New Orleans	2nd	20	105	251
No. 39	Montee Ball	Dec. 2, 2013	at Kansas City	2nd	9	104	117
No. 40	Reuben Droughns	Oct. 17, 2004	at Oakland	1st	18	103	176
No. 41	Terrell Davis	Dec. 27, 1997	vs. Jacksonville*	2nd	10	101	184
No. 42	Derek Loville	Dec. 27, 1997	vs. Jacksonville*	2nd	10	100	103
	Bobby Humphrey	Sept. 30, 1990	at Buffalo	1st	20	100	177

(*Denotes postseason game)

100-Yard Rushing Quarters — 10 Total (9 regular season / 1 postseason)

Rank	Player	Date	Opponent	Quarter	Carries	Qtr. total	Game total
No. 1	Terrell Davis	Sept. 13, 1998	vs. Dallas	1st	6	138	191
No. 2	Olandis Gary	Dec. 25, 1999	at Detroit	3rd	11	134	185
No. 3	Terrell Davis	Oct. 11, 1998	at Seattle	4th	11	122	208
No. 4	Terrell Davis	Oct. 4, 1998	vs. Philadelphia	1st	10	120	168
No. 5	Mike Anderson	Nov. 26, 2000	at Seattle	4th	10	115	195
No. 6	Terrell Davis	Sept. 22, 1996	at Kansas City	2nd	8	112	141
No. 7	Clinton Portis	Sept. 14, 2003	at San Diego	1st	7	110	129
No. 8	Terrell Davis	Sept. 21, 1997	vs. Cincinnati	4th	6	106	215
No. 9	Mike Anderson	Dec. 3, 2000	at New Orleans	2nd	10	105	251
No. 10	Terrell Davis	Dec. 27, 1997	vs. Jacksonville*	3rd	10	101	184

(*Denotes postseason game)

100-Yard Receiving Games — 298 Total (285 regular season / 13 postseason)

Player	Performance	Date, Opponent
Al Carmichael	6-130, 1 TD	Sept. 9, 1960, at Boston
Lionel Taylor	6-125, 1 TD	Sept. 23, 1960, at N.Y. Titans
Lionel Taylor	7-101, 2 TD	Oct. 2, 1960, vs. Oakland
Al Carmichael	3-109, 2 TD	Oct. 23, 1960, vs. Boston
Lionel Taylor	10-106, 1 TD	Oct. 23, 1960, vs. Boston
Lionel Taylor	10-140, 1 TD	Nov. 6, 1960, vs. Houston
Al Carmichael	7-117, 2 TD	Nov. 6, 1960, vs. Houston
Lionel Taylor	10-138, 0 TD	Nov. 20, 1960, at Houston
Lionel Taylor	9-199, 3 TD	Nov. 27, 1960, vs. Buffalo
Lionel Taylor	9-171, 1 TD	Dec. 10, 1960, at Los Angeles
Lionel Taylor	7-132, 2 TD	Sept. 10, 1961, at Buffalo
Lionel Taylor	11-126, 0 TD	Sept. 24, 1961, at N.Y. Titans
Lionel Taylor	9-118, 0 TD	Oct. 1, 1961, at Oakland
Lionel Taylor	7-120, 1 TD	Oct. 8, 1961, vs. Dallas
Al Frazier	7-160, 1 TD	Oct. 15, 1961, vs. Oakland
Al Frazier	6-126, 1 TD	Oct. 22, 1961, vs. N.Y. Titans
Al Frazier	5-125, 1 TD	Nov. 12, 1961, vs. San Diego
Lionel Taylor	10-119, 0 TD	Nov. 12, 1961, vs. San Diego
Donnie Stone	9-137, 1 TD	Dec. 3, 1961, vs. Boston
Lionel Taylor	9-133, 0 TD	Sept. 15, 1962, at Buffalo
Al Frazier	4-125, 1 TD	Sept. 15, 1962, at Buffalo
Lionel Taylor	12-119, 0 TD	Sept. 21, 1962, at Boston

OUTSTANDING PERFORMANCES, CONT.

100-Yard Receiving Games, cont.

Player	Performance	Date, Opponent
Jerry Tarr	4-152, 2 TD	Sept. 21, 1962, at Boston
Lionel Taylor	7-110, 0 TD	Dec. 9, 1962, at Dallas
Lionel Taylor	7-169, 1 TD	Sept. 29, 1963, vs. Boston
Lionel Taylor	7-142, 2 TD	Oct. 6, 1963, vs. San Diego
Bob Scarpitto	4-134, 2 TD	Oct. 13, 1963, vs. Houston
Lionel Taylor	10-116, 1 TD	Dec. 15, 1963, at Oakland
Gene Prebola	4-106, 1 TD	Dec. 15, 1963, at Oakland
Lionel Taylor	8-149, 0 TD	Sept. 27, 1964, vs. Houston
Hewitt Dixon	5-121, 1 TD	Oct. 25, 1964, at Kansas City
Al Denison	3-113, 1 TD	Nov. 1, 1964, at Kansas City
Lionel Taylor	13-112, 0 TD	Nov. 29, 1964, vs. Oakland
Bob Scarpitto	11-111, 1 TD	Dec. 20, 1964, at Houston
Bob Scarpitto	5-108, 2 TD	Sept. 11, 1965, at San Diego
Lionel Taylor	9-172, 1 TD	Sept. 19, 1965, vs. Buffalo
Lionel Taylor	7-114, 0 TD	Nov. 7, 1965, vs. San Diego
Lionel Taylor	11-141, 2 TD	Nov. 21, 1965, vs. Oakland
Lionel Taylor	8-164, 0 TD	Dec. 5, 1965, at Oakland
Wendell Hayes	5-126, 1 TD	Dec. 5, 1965, at Oakland
Al Denison	5-156, 1 TD	Oct. 2, 1966, vs. Houston
Charlie Mitchell	4-126, 1 TD	Dec. 4, 1966, vs. Miami
Bob Scarpitto	4-123, 3 TD	Dec. 18, 1966, at Buffalo
Al Denison	4-131, 2 TD	Sept. 3, 1967, vs. Boston
Al Denison	7-134, 1 TD	Sept. 24, 1967, vs. N.Y. Jets
Eric Crabtree	6-123, 1 TD	Oct. 22, 1967, vs. San Diego
Al Denison	4-107, 1 TD	Oct. 29, 1967, at Kansas City
Al Denison	7-102, 2 TD	Nov. 19, 1967, at Buffalo
Eric Crabtree	8-107, 1 TD	Nov. 23, 1967, at San Diego
Eric Crabtree	6-129, 1 TD	Dec. 17, 1967, vs. Kansas City
Al Denison	8-115, 0 TD	Sept. 15, 1968, at Cincinnati
Eric Crabtree	7-113, 0 TD	Sept. 22, 1968, at Kansas City
Eric Crabtree	5-148, 1 TD	Oct. 13, 1968, at N.Y. Jets
Jimmy Jones	8-128, 2 TD	Oct. 20, 1968, at San Diego
Floyd Little	6-126, 1 TD	Nov. 24, 1968, vs. Buffalo
Al Denison	6-131, 2 TD	Dec. 8, 1968, at Oakland
Mike Haffner	4-122, 0 TD	Dec. 14, 1968, vs. Kansas City
Al Denison	6-138, 1 TD	Sept. 28, 1969, at Buffalo
Mike Haffner	6-102, 1 TD	Oct. 26, 1969, at Houston
Al Denison	6-140, 2 TD	Nov. 23, 1969, at San Diego
John Embree	9-122, 1 TD	Nov. 23, 1969, at San Diego
Jerry Simmons	6-153, 0 TD	Nov. 21, 1971, at Kansas City
Rod Sherman	4-110, 0 TD	Sept. 17, 1972, vs. Houston
Jerry Simmons	6-118, 1 TD	Oct. 22, 1972, at Oakland
Bobby Anderson	13-143, 0 TD	Sept. 30, 1973, vs. Chicago
Riley Odoms	5-143, 1 TD	Nov. 4, 1973, at St. Louis
Haven Moses	5-108, 2 TD	Nov. 25, 1973, vs. Kansas City
Haven Moses	5-132, 0 TD	Oct. 13, 1974, vs. New Orleans
Floyd Little	7-127, 0 TD	Oct. 20, 1974, vs. San Diego
Riley Odoms	7-125, 0 TD	Nov. 18, 1974, vs. Kansas City
Rick Upchurch	3-153, 1 TD	Sept. 21, 1975, vs. Kansas City
Haven Moses	5-168, 2 TD	Jan. 1, 1978, vs. Oakland*
Haven Moses	5-115, 0 TD	Nov. 12, 1978, at Cleveland
Haven Moses	5-101, 1 TD	Nov. 19, 1978, vs. Green Bay
Riley Odoms	7-165, 2 TD	Dec. 10, 1978, vs. Kansas City
Haven Moses	5-116, 1 TD	Dec. 16, 1978, vs. Pittsburgh
Riley Odoms	5-125, 0 TD	Sept. 23, 1979, vs. Seattle
Haven Moses	4-107, 1 TD	Oct. 14, 1979, at Kansas City
Haven Moses	5-133, 1 TD	Oct. 22, 1979, at Pittsburgh
Riley Odoms	7-114, 0 TD	Oct. 28, 1979, vs. Kansas City
Haven Moses	5-103, 1 TD	Sept. 21, 1980, vs. San Diego
Haven Moses	6-141, 0 TD	Dec. 14, 1980, vs. Oakland
Riley Odoms	8-128, 1 TD	Dec. 14, 1980, vs. Oakland
Steve Watson	7-143, 3 TD	Sept. 20, 1981, vs. Baltimore
Steve Watson	8-178, 2 TD	Sept. 27, 1981, vs. San Diego
Steve Watson	5-182, 2 TD	Oct. 11, 1981, vs. Detroit
Rick Upchurch	5-138, 0 TD	Oct. 18, 1981, at Kansas City
Steve Watson	5-102, 1 TD	Nov. 22, 1981, at Cincinnati
Steve Watson	2-103, 0 TD	Dec. 6, 1981, vs. Kansas City
Rick Upchurch	6-102, 1 TD	Dec. 20, 1981, at Chicago
Steve Watson	6-107, 1 TD	Dec. 5, 1982, vs. Atlanta
Steve Watson	10-183, 0 TD	Dec. 12, 1982, at L.A. Rams
Steve Watson	6-161, 1 TD	Sept. 11, 1983, at Baltimore
Steve Watson	8-119, 0 TD	Oct. 16, 1983, vs. Cincinnati
Steve Watson	6-121, 1 TD	Oct. 30, 1983, vs. Kansas City
Rick Upchurch	6-143, 0 TD	Oct. 30, 1983, vs. Kansas City
Steve Watson	7-110, 1 TD	Nov. 6, 1983, at Seattle
Steve Watson	4-119, 1 TD	Nov. 20, 1983, vs. Seattle
Clint Sampson	3-101, 2 TD	Dec. 4, 1983, vs. Cleveland
Steve Watson	7-111, 1 TD	Oct. 7, 1984, at Detroit
Butch Johnson	9-156, 2 TD	Nov. 4, 1984, vs. New England
Steve Watson	8-134, 1 TD	Nov. 4, 1984, vs. New England
Steve Watson	5-124, 2 TD	Nov. 18, 1984, vs. Minnesota
Steve Watson	11-177, 1 TD	Dec. 30, 1984, vs. Pittsburgh*
Vance Johnson	6-116, 1 TD	Dec. 14, 1985, vs. Kansas City
Vance Johnson	5-121, 1 TD	Jan. 25, 1987, vs. N.Y. Giants*
Bobby Micho	9-105, 2 TD	Oct. 18, 1987, at Kansas City
Vance Johnson	5-115, 1 TD	Nov. 22, 1987, at L.A. Raiders
Ricky Nattiel	4-118, 1 TD	Nov. 29, 1987, at San Diego
Vance Johnson	4-105, 0 TD	Jan. 10, 1988, vs. Houston*
Mark Jackson	4-134, 1 TD	Jan. 17, 1988, vs. Cleveland*
Vance Johnson	7-134, 0 TD	Sept. 26, 1988, vs. L.A. Raiders

OUTSTANDING PERFORMANCES, CONT.

100-Yard Receiving Games, cont.

Player	Performance	Date, Opponent
Ricky Nattiel	3-102, 1 TD	Oct. 23, 1988, at Pittsburgh
Mark Jackson	6-140, 2 TD	Nov. 27, 1988, vs. L.A. Rams
Mark Jackson	7-145, 0 TD	Dec. 4, 1988, at L.A. Raiders
Mark Jackson	7-137, 1 TD	Dec. 11, 1988, at Seattle
Vance Johnson	5-145, 1 TD	Oct. 1, 1989, at Cleveland
Michael Young	6-137, 0 TD	Oct. 22, 1989, at Seattle
Vance Johnson	8-146, 1 TD	Oct. 29, 1989, vs. Philadelphia
Vance Johnson	6-144, 2 TD	Nov. 26, 1989, vs. Seattle
Mark Jackson	5-111, 0 TD	Jan. 7, 1990, vs. Pittsburgh*
Michael Young	2-123, 1 TD	Jan. 14, 1990, vs. Cleveland*
Mark Jackson	7-121, 0 TD	Sept. 9, 1990, at L.A. Raiders
Vance Johnson	6-150, 0 TD	Sept. 17, 1990, vs. Kansas City
Vance Johnson	9-120, 0 TD	Sept. 23, 1990, vs. Seattle
Mark Jackson	6-127, 1 TD	Oct. 21, 1990, at Indianapolis
Mark Jackson	7-111, 0 TD	Oct. 6, 1991, at Houston
Vance Johnson	8-104, 0 TD	Jan. 12, 1992, at Buffalo*
Shannon Sharpe	9-118, 0 TD	Oct. 4, 1992, vs. Kansas City
Mark Jackson	5-113, 2 TD	Oct. 25, 1992, at San Diego
Arthur Marshall	5-134, 1 TD	Nov. 8, 1992, vs. N.Y. Jets
Mark Jackson	3-108, 1 TD	Nov. 15, 1992, vs. N.Y. Giants
Shannon Sharpe	7-109, 1 TD	Dec. 12, 1992, at Buffalo
Derek Russell	6-104, 0 TD	Sept. 20, 1993, at Kansas City
Vance Johnson	10-148, 1 TD	Oct. 10, 1993, at Green Bay
Derek Russell	5-111, 0 TD	Oct. 18, 1993, vs. L.A. Raiders
Shannon Sharpe	7-104, 0 TD	Nov. 14, 1993, vs. Minnesota
Shannon Sharpe	6-115, 2 TD	Jan. 2, 1994, at L.A. Raiders
Shannon Sharpe	13-156, 1 TD	Jan. 9, 1994, at L.A. Raiders*
Mike Pritchard	5-119, 1 TD	Sept. 4, 1994, vs. San Diego
Mike Pritchard	9-100, 0 TD	Sept. 11, 1994, at N.Y. Jets
Anthony Miller	6-105, 1 TD	Sept. 11, 1994, at N.Y. Jets
Shannon Sharpe	6-121, 1 TD	Oct. 23, 1994, at San Diego
Anthony Miller	6-102, 1 TD	Nov. 20, 1994, vs. Atlanta
Cedric Tillman	8-175, 0 TD	Nov. 20, 1994, vs. Atlanta
Anthony Miller	5-116, 1 TD	Nov. 27, 1994, vs. Cincinnati
Anthony Miller	6-153, 0 TD	Dec. 4, 1994, at Kansas City
Anthony Miller	3-118, 0 TD	Dec. 17, 1994, at San Francisco
Shannon Sharpe	10-180, 0 TD	Sept. 1, 1995, vs. Buffalo
Anthony Miller	6-108, 3 TD	Sept. 10, 1995, at Dallas
Anthony Miller	7-149, 2 TD	Oct. 16, 1995, vs. Oakland
Shannon Sharpe	8-137, 1 TD	Nov. 19, 1995, vs. San Diego
Anthony Miller	6-152, 2 TD	Nov. 26, 1995, at Houston
Shannon Sharpe	9-131, 0 TD	Sept. 22, 1996, at Kansas City
Anthony Miller	5-131, 1 TD	Sept. 29, 1996, at Cincinnati
Shannon Sharpe	13-153, 3 TD	Oct. 6, 1996, vs. San Diego
Shannon Sharpe	9-161, 0 TD	Oct. 20, 1996, vs. Baltimore
Rod Smith	5-126, 2 TD	Aug. 31, 1997, vs. Kansas City
Rod Smith	5-115, 0 TD	Sept. 14, 1997, vs. St. Louis
Shannon Sharpe	6-119, 1 TD	Sept. 28, 1997, at Atlanta
Rod Smith	5-130, 0 TD	Oct. 6, 1997, vs. New England
Rod Smith	5-114, 1 TD	Nov. 2, 1997, vs. Seattle
Shannon Sharpe	8-174, 0 TD	Nov. 9, 1997, vs. Carolina
Rod Smith	7-114, 0 TD	Nov. 16, 1997, at Kansas City
Shannon Sharpe	10-142, 0 TD	Nov. 24, 1997, vs. Oakland
Ed McCaffrey	7-111, 2 TD	Nov. 30, 1997, at San Diego
Rod Smith	4-115, 2 TD	Dec. 7, 1997, at Pittsburgh
Shannon Sharpe	8-162, 0 TD	Dec. 21, 1997, vs. San Diego
Ed McCaffrey	10-100, 0 TD	Sept. 13, 1998, vs. Dallas
Rod Smith	8-136, 1 TD	Oct. 11, 1998, at Seattle
Ed McCaffrey	7-133, 1 TD	Nov. 1, 1998, at Cincinnati
Ed McCaffrey	9-133, 1 TD	Nov. 8, 1998, vs. San Diego
Rod Smith	8-101, 1 TD	Nov. 29, 1998, at San Diego
Ed McCaffrey	6-103, 1 TD	Dec. 6, 1998, vs. Kansas City
Rod Smith	8-165, 0 TD	Dec. 6, 1998, vs. Kansas City
Rod Smith	9-158, 1 TD	Dec. 27, 1998, vs. Seattle
Rod Smith	5-152, 1 TD	Jan. 31, 1999, vs. Atlanta ^a
Ed McCaffrey	6-105, 0 TD	Sept. 13, 1999, vs. Miami
Byron Chamberlain	8-134, 1 TD	Oct. 17, 1999, vs. Green Bay
Ed McCaffrey	5-116, 2 TD	Oct. 17, 1999, vs. Green Bay
Ed McCaffrey	5-111, 0 TD	Oct. 24, 1999, at New England
Rod Smith	7-117, 0 TD	Oct. 31, 1999, vs. Minnesota
Ed McCaffrey	6-125, 1 TD	Nov. 14, 1999, at Seattle
Rod Smith	8-106, 0 TD	Dec. 5, 1999, vs. Kansas City
Rod Smith	9-106, 0 TD	Jan. 2, 2000, vs. San Diego
Ed McCaffrey	7-115, 0 TD	Sept. 4, 2000, at St. Louis
Rod Smith	7-117, 2 TD	Sept. 10, 2000, vs. Atlanta
Rod Smith	8-134, 1 TD	Sept. 24, 2000, vs. Kansas City
Rod Smith	13-160, 0 TD	Oct. 1, 2000, vs. New England
Ed McCaffrey	5-129, 0 TD	Oct. 15, 2000, vs. Cleveland
Rod Smith	5-111, 3 TD	Oct. 15, 2000, vs. Cleveland
Ed McCaffrey	10-136, 0 TD	Oct. 22, 2000, at Cincinnati
Rod Smith	5-134, 0 TD	Nov. 5, 2000, at N.Y. Jets
Ed McCaffrey	10-148, 2 TD	Nov. 19, 2000, vs. San Diego
Rod Smith	11-187, 1 TD	Nov. 19, 2000, vs. San Diego
Ed McCaffrey	8-112, 1 TD	Dec. 10, 2000, vs. Seattle
Rod Smith	6-101, 0 TD	Dec. 17, 2000, at Kansas City
Rod Smith	8-115, 1 TD	Sept. 10, 2001, vs. N.Y. Giants
Rod Smith	14-162, 2 TD	Sept. 23, 2001, vs. Arizona
Rod Smith	8-110, 1 TD	Oct. 7, 2001, vs. Kansas City
Rod Smith	6-159, 1 TD	Oct. 28, 2001, vs. New England
Rod Smith	8-100, 1 TD	Dec. 16, 2001, at Kansas
Ed McCaffrey	6-113, 1 TD	Oct. 6, 2002, vs. San Diego
Shannon Sharpe	12-214, 2 TD	Oct. 20, 2002, at Kansas City
Ed McCaffrey	8-116, 0 TD	Oct. 27, 2002, at New England

OUTSTANDING PERFORMANCES, CONT.

100-Yard Receiving Games, cont.

Player	Performance	Date	Opponent
Ed McCaffrey	7-126, 0 TD	Dec. 1, 2002	at San Diego
Shannon Sharpe	7-106, 1 TD	Dec. 8, 2002	at N.Y. Jets
Ashley Lelie	4-106, 0 TD	Dec. 22, 2002	at Oakland
Ed McCaffrey	7-112, 0 TD	Dec. 29, 2002	vs. Arizona
Ashley Lelie	3-108, 1 TD	Sept. 22, 2003	vs. Oakland
Rod Smith	8-130, 0 TD	Oct. 5, 2003	at Kansas City
Shannon Sharpe	7-101, 3 TD	Nov. 16, 2003	vs. San Diego
Ashley Lelie	5-115, 0 TD	Dec. 21, 2003	at Indianapolis
Rod Smith	9-208, 1 TD	Oct. 31, 2004	vs. Atlanta
Ashley Lelie	4-105, 0 TD	Dec. 5, 2004	at San Diego
Rod Smith	6-123, 1 TD	Oct. 16, 2005	vs. New England
Rod Smith	11-137, 1 TD	Dec. 17, 2005	at Buffalo
Ashley Lelie	6-110, 0 TD	Dec. 24, 2005	vs. Oakland
Javon Walker	3-130, 2 TD	Sept. 24, 2006	at New England
Javon Walker	9-107, 0 TD	Oct. 22, 2006	at Cleveland
Javon Walker	6-134, 2 TD	Nov. 5, 2006	at Pittsburgh
Javon Walker	9-119, 0 TD	Sept. 9, 2007	at Buffalo
Javon Walker	8-101, 0 TD	Sept. 16, 2007	vs. Oakland
Brandon Marshall	7-133, 0 TD	Sept. 23, 2007	vs. Jacksonville
Brandon Stokley	3-102, 0 TD	Dec. 2, 2007	at Oakland
Brandon Marshall	10-115	Dec. 9, 2007	vs. Kansas City
Brandon Marshall	11-107, 0 TD	Dec. 13, 2007	at Houston
Tony Scheffler	7-100, 1 TD	Dec. 13, 2007	at Houston
Brandon Marshall	10-114, 1 TD	Dec. 30, 2007	vs. Minnesota
Eddie Royal	9-146, 1 TD	Sept. 8, 2008	at Oakland
Brandon Marshall	18-166, 1 TD	Sept. 14, 2008	vs. San Diego
Brandon Marshall	6-155, 1 TD	Sept. 21, 2008	vs. New Orleans
Eddie Royal	9-104, 0 TD	Nov. 28, 2008	at Kansas City
Peyton Hillis	7-116, 1 TD	Nov. 2, 2008	vs. Miami
Eddie Royal	6-164, 1 TD	Nov. 6, 2008	at Cleveland
Brandon Marshall	10-129, 0 TD	Dec. 21, 2008	vs. Buffalo
Tony Scheffler	6-101, 0 TD	Oct. 19, 2009	at San Diego
Brandon Marshall	11-112, 0 TD	Nov. 9, 2009	vs. Pittsburgh
Brandon Marshall	5-134, 2 TD	Nov. 15, 2009	at Washington
Brandon Marshall	21-200, 2 TD	Dec. 13, 2009	at Indianapolis
Jabar Gaffney	14-213, 0 TD	Jan. 3, 2010	vs. Kansas City
Brandon Lloyd	5-117, 0 TD	Sept. 12, 2010	at Jacksonville
Jabar Gaffney	12-140, 0 TD	Sept. 26, 2010	vs. Indianapolis
Brandon Lloyd	6-169, 1 TD	Sept. 26, 2010	vs. Indianapolis
Brandon Lloyd	11-115, 0 TD	Oct. 3, 2010	at Tennessee
Eddie Royal	6-132, 2 TD	Oct. 3, 2010	at Tennessee
Brandon Lloyd	5-135, 2 TD	Oct. 10, 2010	at Baltimore
Brandon Lloyd	7-169, 1 TD	Oct. 31, 2010	at San Francisco (London)
Brandon Lloyd	5-111, 0 TD	Dec. 16, 2010	vs. Houston
Eric Decker	5-113, 2 TD	Sept. 18, 2011	vs. Cincinnati
Brandon Lloyd	8-136, 0 TD	Oct. 2, 2011	at Green Bay
Demaryius Thomas	4-144, 2 TD	Dec. 4, 2011	at Minnesota
Demaryius Thomas	7-116, 0 TD	Dec. 18, 2011	vs. New England
Demaryius Thomas	4-204, 1 TD	Jan. 8, 2012	vs. Pittsburgh*
Demaryius Thomas	5-110, 1 TD	Sept. 9, 2012	vs. Pittsburgh
Eric Decker	8-136, 0 TD	Sept. 23, 2012	vs. Houston
Demaryius Thomas	5-103, 0 TD	Sept. 30, 2012	vs. Oakland
Demaryius Thomas	9-180, 0 TD	Oct. 7, 2012	at New England
Demaryius Thomas	7-137, 1 TD	Oct. 28, 2012	vs. New Orleans
Demaryius Thomas	9-135, 0 TD	Nov. 11, 2012	at Carolina
Eric Decker	8-133, 1 TD	Dec. 16, 2012	at Baltimore
Demaryius Thomas	9-102, 1 TD	Dec. 23, 2012	vs. Cleveland
Demaryius Thomas	7-122, 1 TD	Dec. 30, 2012	vs. Kansas City
Demaryius Thomas	5-161, 2 TD	Sept. 5, 2013	vs. Baltimore
Julius Thomas	5-110, 2 TD	Sept. 5, 2013	vs. Baltimore
Eric Decker	8-133, 1 TD	Sept. 23, 2013	vs. Oakland
Julius Thomas	9-122, 2 TD	Oct. 6, 2013	at Dallas
Eric Decker	8-150, 1 TD	Oct. 20, 2013	at Indianapolis
Demaryius Thomas	7-108, 3 TD	Nov. 10, 2013	at San Diego
Demaryius Thomas	5-121, 0 TD	Nov. 17, 2013	vs. Kansas City
Eric Decker	8-174, 4 TD	Dec. 1, 2013	at Kansas City
Demaryius Thomas	3-106, 0 TD	Dec. 1, 2013	at Kansas City
Eric Decker	8-117, 1 TD	Dec. 8, 2013	vs. Tennessee
Eric Decker	10-131, 2 TD	Dec. 22, 2013	at Houston
Demaryius Thomas	8-123, 1 TD	Dec. 22, 2013	at Houston
Demaryius Thomas	6-113, 2 TD	Dec. 29, 2013	at Oakland
Demaryius Thomas	7-134, 1 TD	Jan. 19, 2014	vs. New England*
Demaryius Thomas	13-118, 1 TD	Feb. 2, 2014	vs. Seattle*
Julius Thomas	7-104, 3 TD	Sept. 7, 2014	vs. Indianapolis
Emmanuel Sanders	8-108, 0 TD	Sept. 14, 2014	vs. Kansas City
Emmanuel Sanders	11-149, 0 TD	Sept. 21, 2014	at Seattle
Emmanuel Sanders	7-101, 0 TD	Oct. 5, 2014	vs. Arizona
Demaryius Thomas	8-226, 2 TD	Oct. 5, 2014	vs. Arizona
Demaryius Thomas	10-124, 1 TD	Oct. 12, 2014	at N.Y. Jets
Demaryius Thomas	8-171, 2 TD	Oct. 19, 2014	vs. San Francisco
Emmanuel Sanders	8-100, 0 TD	Oct. 23, 2014	at San Diego
Demaryius Thomas	9-120, 0 TD	Oct. 23, 2014	at San Diego
Emmanuel Sanders	10-151, 0 TD	Nov. 3, 2014	at New England
Demaryius Thomas	7-127, 0 TD	Nov. 7, 2014	at New England
Demaryius Thomas	11-108, 0 TD	Nov. 9, 2014	at Oakland
Demaryius Thomas	7-103, 0 TD	Nov. 16, 2014	at St. Louis
Emmanuel Sanders	5-102, 1 TD	Nov. 16, 2014	at St. Louis
Emmanuel Sanders	9-125, 0 TD	Nov. 23, 2014	vs. Miami
Demaryius Thomas	6-123, 1 TD	Dec. 14, 2014	at San Diego
Demaryius Thomas	7-115, 0 TD	Dec. 22, 2014	at Cincinnati
Demaryius Thomas	8-115, 0 TD	Dec. 28, 2014	vs. Oakland

(*Denotes Postseason; *Denotes Super Bowl)

OUTSTANDING PERFORMANCES, CONT.

100-Yard Receiving Games, cont.

TOTALS — Rod Smith 31 (includes one postseason game), Demaryius Thomas 28 (includes three postseason games), Lionel Taylor 24, Ed McCaffrey 18, Shannon Sharpe 18 (includes one postseason game), Steve Watson 16 (includes one postseason game), Vance Johnson 12 (includes three postseason games), Al Denison 10, Mark Jackson 10 (includes two postseason games), Brandon Marshall 10, Haven Moses 10 (includes one postseason game), Anthony Miller 9, Eric Decker 8, Brandon Lloyd 7, Emmanuel Sanders 7, Riley Odoms 6, Eric Crabtree 5, Ashley Lelie 5, Javon Walker 5, Al Frazier 4, Eddie Royal 4, Bob Scarpitto 4, Rick Upchurch 4, Al Carmichael 3, Julius Thomas 3, Hewitt Dixon 2, Jabar Gaffney 2, Mike Haffner 2, Floyd Little 2, Ricky Nattiel 2, Mike Pritchard 2, Derek Russell 2, Tony Scheffler 2, Jerry Simmons 2, Michael Young 2 (includes one postseason game), Bobby Anderson 1, Byron Chamberlain 1, John Ebbree 1, Wendell Hayes 1, Peyton Hillis 1, Butch Johnson 1, Jimmy Jones 1, Arthur Marshall 1, Bobby Micho 1, Charlie Mitchell 1, Gene Prebola 1, Clint Sampson 1, Rod Sherman 1, Brandon Stokley 1, Donnie Stone 1, Jerry Tarr 1, Cedric Tillman 1.

Most 100-yard games, season

- 10—Demaryius Thomas, 2014
- 8—Rod Smith, 2000
- 7—Lionel Taylor, 1960
- 7—Demaryius Thomas, 2012
- 7—Emmanuel Sanders, 2014
- 6—Demaryius Thomas, 2013
- 6—Brandon Lloyd, 2010
- 6—Rod Smith, 1997
- 5—Eric Decker, 2013
- 5—Rod Smith, 2001
- 5—Ed McCaffrey, 2000
- 5—Anthony Miller, 1994
- 5—Steve Watson, 1983
- 5—Steve Watson, 1981
- 5—Lionel Taylor, 1961

Most consecutive 100-yard games

- 3—Brandon Lloyd, 9/26/10, 10/3/10 and 10/10/10
- 3—Brandon Marshall, 12/30/07, 9/14/08 and 9/21/08
- 3—Rod Smith, 10/15/00, 10/22/00 and 11/5/00
- 3—Anthony Miller, 11/20/94, 11/27/94 and 12/4/94
- 3—Mark Jackson, 11/27/88, 12/4/88 and 12/11/88
- 3—Lionel Taylor, 9/24/61, 10/1/61 and 11/8/61

Most 100-yard games by a rookie

- 3—Eddie Royal, 2008

300-Yard Passing Games — 126 Total (120 regular season / 6 postseason)

Player	Performance	Opponent
Frank Tripucka	30-52-2, 375 yds., 3 TD.	Nov. 6, 1960, vs. Houston
Frank Tripucka	19-41-5, 328 yds., 3 TD.	Nov. 27, 1960, vs. Buffalo
Frank Tripucka	28-47-2, 376 yds., 2 TD.	Sept. 7, 1962, vs. San Diego
Frank Tripucka	29-56-3, 447 yds., 2 TD.	Sept. 15, 1962, at Buffalo
Frank Tripucka	26-40-1, 308 yds., 1 TD.	Oct. 21, 1962, vs. Houston
Jacky Lee	11-36-1, 370 yds., 1 TD.	Dec. 5, 1965, at Oakland
John McCormick	13-37-3, 328 yds., 3 TD.	Dec. 18, 1966, at Buffalo
Marlin Briscoe	12-29-2, 335 yds., 4 TD.	Nov. 24, 1968, vs. Buffalo
Steve Tensi	19-26-1, 301 yds., 3 TD.	Nov. 23, 1969, at San Diego
Charley Johnson	20-28-0, 361 yds., 2 TD.	Oct. 22, 1972, at Oakland
Charley Johnson	24-39-2, 326 yds., 1 TD.	Sept. 20, 1973, vs. Chicago
Charley Johnson	28-42-2, 445 yds., 2 TD.	Nov. 18, 1974, vs. Kansas City
Charley Johnson	12-20-2, 329 yds., 3 TD.	Sept. 21, 1975, vs. Kansas City
Craig Morton	27-39-2, 306 yds., 2 TD.	Nov. 16, 1980, vs. N.Y. Jets
Craig Morton	18-30-1, 338 yds., 1 TD.	Dec. 14, 1980, vs. Oakland
Craig Morton	17-18-0, 308 yds., 4 TD.	Sept. 27, 1981, vs. San Diego
Craig Morton	25-38-1, 342 yds., 2 TD.	Oct. 18, 1981, at Kansas City
Steve DeBerg	21-34-2, 305 yds., 2 TD.	Nov. 22, 1981, at Cincinnati
Steve DeBerg	23-31-1, 307 yds., 2 TD.	Dec. 12, 1982, at L.A. Rams
Steve DeBerg	21-41-0, 350 yds., 1 TD.	Oct. 30, 1983, vs. Kansas City
John Elway	23-44-0, 345 yds., 3 TD.	Dec. 11, 1983, vs. Baltimore
John Elway	25-40-1, 315 yds., 3 TD.	Nov. 4, 1984, vs. New England
John Elway	28-43-1, 353 yds., 4 TD.	Sept. 15, 1985, vs. New Orleans
John Elway	22-37-5, 301 yds., 1 TD.	Dec. 14, 1985, vs. Kansas City
John Elway	24-42-0, 432 yds., 1 TD.	Dec. 20, 1985, at Seattle
John Elway	18-32-1, 321 yds., 1 TD.	Oct. 26, 1986, vs. Seattle
John Elway	29-47-2, 336 yds., 0 TD.	Nov. 23, 1986, at N.Y. Giants
John Elway	22-37-1, 304 yds., 1 TD.	Jan. 25, 1987, vs. N.Y. Giants*
John Elway	22-32-1, 338 yds., 4 TD.	Sept. 13, 1987, vs. Seattle
John Elway	21-40-2, 341 yds., 3 TD.	Nov. 16, 1987, vs. Chicago
John Elway	21-32-1, 347 yds., 3 TD.	Nov. 29, 1987, at San Diego
John Elway	21-42-2, 335 yds., 1 TD.	Dec. 13, 1987, at Seattle
John Elway	29-49-3, 324 yds., 2 TD.	Dec. 4, 1988, at L.A. Raiders
John Elway	18-35-0, 344 yds., 2 TD.	Oct. 22, 1989, at Seattle
John Elway	20-36-0, 385 yds., 3 TD.	Jan. 14, 1990, vs. Cleveland*
John Elway	21-30-0, 317 yds., 2 TD.	Oct. 21, 1990, at Indianapolis
John Elway	24-36-1, 328 yds., 2 TD.	Dec. 9, 1990, at Kansas City
John Elway	24-42-1, 301 yds., 2 TD.	Oct. 6, 1991, at Houston
John Elway	23-38-0, 311 yds., 2 TD.	Oct. 4, 1992, vs. Kansas City
John Elway	28-45-1, 300 yds., 1 TD.	Sept. 20, 1993, at Kansas City
John Elway	33-59-1, 367 yds., 1 TD.	Oct. 10, 1993, at Green Bay
John Elway	25-36-0, 361 yds., 3 TD.	Jan. 2, 1994, at L.A. Raiders
John Elway	29-47-1, 302 yds., 3 TD.	Jan. 9, 1994, at L.A. Raiders*
John Elway	36-46-2, 371 yds., 3 TD.	Sept. 4, 1994, vs. San Diego
John Elway	29-41-1, 319 yds., 1 TD.	Sept. 11, 1994, at N.Y. Jets
John Elway	30-41-0, 349 yds., 2 TD.	Oct. 30, 1994, vs. Cleveland
John Elway	27-42-1, 382 yds., 2 TD.	Nov. 20, 1994, vs. Atlanta
John Elway	22-41-1, 317 yds., 0 TD.	Sept. 3, 1995, vs. Buffalo
John Elway	30-47-0, 327 yds., 2 TD.	Sept. 17, 1995, vs. Washington
John Elway	23-46-0, 324 yds., 2 TD.	Oct. 16, 1995, vs. Oakland
John Elway	27-41-2, 332 yds., 2 TD.	Nov. 26, 1995, at Houston
John Elway	24-41-1, 320 yds., 2 TD.	Dec. 24, 1995, at Oakland
John Elway	23-37-1, 335 yds., 2 TD.	Sept. 29, 1996, at Cincinnati
John Elway	32-41-1, 323 yds., 4 TD.	Oct. 6, 1996, vs. San Diego

OUTSTANDING PERFORMANCES, CONT.

300-Yard Passing Games, cont.

Player	Performance	Opponent
John Elway	25-39-1, 326 yds., 3 TD	Oct. 20, 1996, vs. Baltimore
John Elway	27-36-1, 334 yds., 2 TD	Nov. 24, 1996, at Minnesota
John Elway	26-46-0, 309 yds., 1 TD	Oct. 19, 1997, at Oakland
John Elway	22-32-1, 400 yds., 2 TD	Dec. 6, 1998, vs. Kansas City
John Elway	26-36-0, 338 yds., 4 TD	Dec. 27, 1998, vs. Seattle
John Elway	18-29-1, 336 yds., 1 TD	Jan. 31, 1999, vs. Atlanta ^a
Brian Griese	19-31-1, 363 yds., 2 TD	Oct. 17, 1999, vs. Green Bay
Brian Griese	25-38-0, 316 yds., 1 TD	Oct. 24, 1999, at New England
Brian Griese	19-29-0, 307 yds., 2 TD	Sept. 4, 2000, at St. Louis
Brian Griese	31-50-1, 361 yds., 1 TD	Oct. 1, 2000, vs. New England
Brian Griese	19-34-0, 336 yds., 3 TD	Oct. 15, 2000, vs. Cleveland
Brian Griese	30-45-1, 365 yds., 2 TD	Oct. 22, 2000, at Cincinnati
Brian Griese	22-35-1, 327 yds., 2 TD	Nov. 5, 2000, at N.Y. Jets
Gus Frerotte	36-58-4, 462 yds., 5 TD	Nov. 19, 2000, vs. San Diego
Brian Griese	19-29-0, 330 yds., 3 TD	Sept. 10, 2001, vs. N.Y. Giants
Brian Griese	35-35-3, 328 yds., 1 TD	Sept. 30, 2002, at Baltimore
Brian Griese	26-35-1, 316 yds., 2 TD	Oct. 6, 2002, vs. San Diego
Brian Griese	27-46-2, 335 yds., 1 TD	Oct. 13, 2002, vs. Miami
Brian Griese	30-50-0, 376 yds., 2 TD	Oct. 20, 2002, at Kansas City
Jake Plummer	31-55-3, 499 yds., 4 TD	Oct. 31, 2004, vs. Atlanta ^a
Jake Plummer	21-26-1, 303 yds., 2 TD	Dec. 25, 2004, at Tennessee
Jake Plummer	22-35-0, 309 yds., 4 TD	Oct. 30, 2005, vs. Philadelphia
Jay Cutler	23-39-1, 304 yds., 1 TD	Sept. 9, 2007, at Buffalo
Jay Cutler	17-31-1, 302 yds., 2 TD	Nov. 25, 2007, at Chicago
Jay Cutler	16-24-0, 300 yds., 2 TD	Sept. 8, 2008, at Oakland
Jay Cutler	36-50-1, 350 yds., 4 TD	Sept. 14, 2008, vs. San Diego
Jay Cutler	29-49-2, 361 yds., 1 TD	Sept. 28, 2008, at Kansas City
Jay Cutler	24-48-3, 307 yds., 2 TD	Nov. 2, 2008, vs. Miami
Jay Cutler	24-42-1, 447 yds., 3 TD	Nov. 6, 2008, at Cleveland
Jay Cutler	27-43-1, 357 yds., 3 TD	Nov. 30, 2008, at N.Y. Jets
Jay Cutler	25-45-1, 359 yds., 0 TD	Dec. 21, 2008, vs. Buffalo
Jay Cutler	33-49-2, 316 yds., 1 TD	Dec. 28, 2008, at San Diego
Kyle Orton	35-48-1, 330 yds., 2 TD	Oct. 11, 2009, vs. New England
Kyle Orton	32-56-3, 431 yds., 1 TD	Jan. 3, 2010, vs. Kansas City
Kyle Orton	25-35-0, 307 yds., 2 TD	Sept. 19, 2010, vs. Seattle
Kyle Orton	37-57-1, 476 yds., 1 TD	Sept. 26, 2010, vs. Indianapolis
Kyle Orton	35-50-1, 341 yds., 2 TD	Oct. 3, 2010, at Tennessee
Kyle Orton	23-38-0, 314 yds., 2 TD	Oct. 10, 2010, at Baltimore
Kyle Orton	28-40-1, 369 yds., 1 TD	Oct. 31, 2010, at San Francisco (London)
Kyle Orton	24-41-0, 347 yds., 3 TD	Nov. 28, 2010, vs. St. Louis
Tim Tebow	16-29-1, 308 yds., 1 TD	Dec. 26, 2010, vs. Houston
Kyle Orton	24-46-1, 304 yds., 1 TD	Sept. 12, 2011, vs. Oakland
Tim Tebow	10-21-0, 316 yds., 2 TD	Jan. 8, 2012, vs. Pittsburgh ^a
Peyton Manning	26-52-0, 330 yds., 2 TD	Sept. 23, 2012, vs. Houston
Peyton Manning	30-38-0, 338 yds., 3 TD	Sept. 30, 2012, vs. Oakland
Peyton Manning	31-44-0, 337 yds., 3 TD	Oct. 7, 2012, at New England
Peyton Manning	24-30-1, 309 yds., 3 TD	Oct. 15, 2012, at San Diego
Peyton Manning	22-30-0, 305 yds., 3 TD	Oct. 28, 2012, vs. New Orleans
Peyton Manning	27-38-0, 301 yds., 1 TD	Nov. 11, 2012, at Carolina
Peyton Manning	26-36-1, 310 yds., 1 TD	Dec. 6, 2012, at Oakland
Peyton Manning	30-43-1, 339 yds., 3 TD	Dec. 23, 2012, vs. Cleveland
Peyton Manning	23-29-0, 304 yds., 3 TD	Dec. 30, 2012, vs. Kansas City
Peyton Manning	27-42-0, 462 yds., 7 TD	Sept. 5, 2013, vs. Baltimore
Peyton Manning	30-43-0, 307 yds., 2 TD	Sept. 15, 2013, at N.Y. Giants
Peyton Manning	32-37-0, 374 yds., 3 TD	Sept. 23, 2013, vs. Oakland
Peyton Manning	28-34-0, 327 yds., 4 TD	Sept. 29, 2013, vs. Philadelphia
Peyton Manning	33-42-1, 414 yds., 4 TD	Oct. 6, 2013, at Dallas
Peyton Manning	29-49-1, 386 yds., 3 TD	Oct. 20, 2013, at Indianapolis
Peyton Manning	30-44-3, 354 yds., 4 TD	Oct. 27, 2013, vs. Washington
Peyton Manning	25-36-0, 330 yds., 4 TD	Nov. 10, 2013, at San Diego
Peyton Manning	24-40-0, 323 yds., 1 TD	Nov. 17, 2013, vs. Kansas City
Peyton Manning	22-35-2, 403 yds., 5 TD	Dec. 1, 2013, at Kansas City
Peyton Manning	39-59-0, 397 yds., 4 TD	Dec. 8, 2013, vs. Tennessee
Peyton Manning	32-51-0, 400 yds., 4 TD	Dec. 22, 2013, at Houston
Peyton Manning	32-43-0, 400 yds., 2 TD	Jan. 19, 2014, vs. New England ^a
Peyton Manning	31-49-1, 303 yds., 1 TD	Sept. 21, 2014, at Seattle
Peyton Manning	31-47-2, 479 yds., 4 TD	Oct. 5, 2014, vs. Arizona
Peyton Manning	22-26-0, 340 yds., 4 TD	Oct. 19, 2014, vs. San Francisco
Peyton Manning	34-57-2, 438 yds., 2 TD	Nov. 2, 2014, at New England
Peyton Manning	31-44-2, 340 yds., 5 TD	Nov. 9, 2014, at Oakland
Peyton Manning	34-57-2, 389 yds., 2 TD	Nov. 16, 2014, at St. Louis
Peyton Manning	28-44-4, 311 yds., 2 TD	Dec. 22, 2014, at Cincinnati

(^a) Denotes Franchise Record; *Denotes Postseason; [†]Denotes Super Bowl)

TOTALS — John Elway 40 (includes four postseason games), Peyton Manning 29 (includes one postseason game), Brian Griese 12, Jay Cutler 10, Kyle Orton 9, Frank Tripucka 5, Charley Johnson 4, Craig Morton 4, Steve DeBerg 3, Jake Plummer 3, Tim Tebow 2 (includes one postseason game), Gus Frerotte 1, Jacky Lee 1, John McCormick 1, Marlin Briscoe 1, Steve Tenisi 1.

Most 300-yard games, season

- 12—Peyton Manning, 2013
- 9—Peyton Manning, 2012
- 8—Jay Cutler, 2008
- 7—Peyton Manning, 2014
- 6—Kyle Orton, 2010
- 5—Brian Griese, 2000
- 5—John Elway, 1995

Most consecutive 300-yard games

- 7—Peyton Manning, 2012-13
- 5—Peyton Manning, 2012
- 4—Peyton Manning, 2013
- 4—Brian Griese, 2002
- 4—Kyle Orton, 2010
- 3—Brian Griese, 2000
- 3—Peyton Manning, 2014

Most 300-yard games by a rookie

- 1—Tim Tebow, 2010
- 1—John Elway, 1983
- 1—Marlin Briscoe, 1968

BIGGEST COMEBACKS

Biggest deficits overcome by the Broncos to win a game in the regular season

Rank	Deficit	Date	Opponent	Score at time of Deficit	Final Score
No. 1	24	Oct. 15, 2012	at San Diego	24-0, 0:24 left in third qtr.	35-24
	24	Sept. 23, 1979	vs. Seattle	34-10, 9:28 left in third qtr.	37-34
	24	Oct. 23, 1960	vs. Boston	24-0, 11:59 left in third qtr.	31-24
No. 3	21	Dec. 12, 1982	at L.A. Rams	21-0, 10:24 left in second qtr.	27-24
No. 4	19	Dec. 11, 1983	vs. Baltimore	19-0, 7:50 left in third qtr.	21-19
No. 5	17	Dec. 26, 2010	vs. Houston	17-0, 0:22 left in second qtr.	
24-23	17	Nov. 19, 2000	vs. San Diego	24-7, 1:25 left in second qtr. / 27-10, 11:25 left in third qtr.	38-37
	17	Oct. 6, 1996	vs. San Diego	17-0, 2:51 left in second qtr.	28-17
	17	Dec. 20, 1985	at Seattle	17-0, 9:16 left in second qtr.	27-24
	17	Sept. 15, 1962	at Buffalo	20-3, 1:39 left in second qtr.	23-20

Biggest deficits overcome by the Broncos to win a game in the postseason

Rank	Deficit	Date	Opponent	Score at time of Deficit	Final Score
No. 1	15	Jan. 4, 1992	vs. Houston (AFC Div.)	21-6, 10:55 left in second qtr.	26-24
No. 2	10	Jan. 7, 1990	at Pittsburgh (AFC Div.)	10-0, 13:22 left in second qtr. / 17-7, :26 left in second qtr.	24-23
	10	Jan. 17, 1999	vs. N.Y. Jets (AFC Chmp.)	10-0, 11:56 left in third qtr.	23-10
No. 4	7	Jan. 25, 1998	vs. Green Bay (S.B. XXXII)	7-0, 10:58 left in first qtr.	31-24
	7	Jan. 11, 1998	at Pittsburgh (AFC Chmp.)	14-7, 12:42 left in second qtr.	24-21
	7	Jan. 11, 1987	at Cleveland (AFC Chmp.)	7-0, 5:19 left in first qtr. / 20-13, 5:43 left in fourth qtr.	23-20 (OT)
No. 7	6	Jan. 8, 2011	vs. Pittsburgh (AFC W.C.)	6-0, :23 left in first qtr.	29-23 (OT)
No. 8	4	Jan. 4, 1987	vs. New England (AFC Div.)	7-3, 14:04 left in second qtr. / 17-13, 2:50 left in third qtr.	22-17

BIGGEST LEADS LOST


Biggest leads lost by the Broncos in losing a game in the regular season

Rank	Lead	Date	Opponent	Score at time of Lead	Final Score
No. 1	24	Nov. 24, 2013	at New England	24-0, 6:10 left in second qtr.	34-31 (OT)
	24	Sept. 26, 1988	vs. L.A. Raiders	24-0, 1:07 left in second qtr.	30-27 (OT)
No. 3	21	Nov. 5, 1978	vs. N.Y. Jets	28-7, 8:19 left in second qtr.	31-28
No. 4	20	Dec. 10, 1995	vs. Seattle	20-0, 5:00 left in second qtr.	31-27
No. 5	18	Sept. 4, 1994	vs. San Diego	24-6, 11:25 left in second qtr.	37-34
No. 6	17	Nov. 19, 2006	vs. San Diego	24-7, 9:25 left in third qtr.	35-27
	17	Nov. 14, 1993	vs. Minnesota	20-3, 6:57 left in second qtr.	26-23
	17	Jan. 2, 1994	at L.A. Raiders	27-10, :26 left in second qtr. / 30-13, 10:31 left in third qtr.	33-30 (OT)
	17	Sept. 24, 1967	vs. N.Y. Jets	24-7, 9:08 left in second qtr.	38-24
	17	Oct. 28, 1962	vs. Buffalo	24-7, 5:48 left in second qtr.	45-38

Biggest leads lost by the Broncos in losing a game in the postseason

Rank	Lead	Date	Opponent	Score at time of Lead	Final Score
No. 1	10	Jan. 31, 1988	vs. Washington (S.B. XXII)	10-0, 9:09 left in first qtr.	42-10
No. 2	7	Jan. 12, 2013	vs. Baltimore (AFC Div.)	7-0, 12:14 left in first qtr. / 21-14, 7:26 left in second qtr. / 28-21, 14:47 left in third qtr. / 35-28, 7:11 left in fourth qtr.	38-35 (20T)
		Dec. 30, 1984	vs. Pittsburgh (AFC Div.)	7-0, 6:30 left in first qtr. / 17-10, 7:15 left in third qtr.	24-17
	4	Dec. 23, 1979	at Houston (AFC W.C.)	7-3, 3:27 left in first qtr.	13-7
	3	Dec. 30, 1978	at Pittsburgh (AFC Div.)	3-0, 5:50 left in first qtr.	33-10
	3	Jan. 25, 1987	vs. N.Y. Giants (S.B. XXI)	3-0, 10:51 left in first qtr. / 10-7, 11:39 left in first qtr.	39-20

PLAYER AWARDS AND HONORS



ALL-TIME PLAYER HONORS

2014

Pro Bowl: C.J. Anderson, Ryan Clady, Chris Harris Jr., Peyton Manning, Von Miller, Emmanuel Sanders, Aqib Talib, Demaryius Thomas, Julius Thomas, T.J. Ward, DeMarcus Ware. **AII-NFL:** Chris Harris Jr. (2nd team AP), Von Miller (1st team PFWA, The Sporting News, 2nd team AP), Demaryius Thomas (2nd team AP). **AII-AFC:** Chris Harris Jr. (PFWA), Von Miller (PFWA), Demaryius Thomas (PFWA). **Darrent Williams Good Guy Award:** Terrance Knighton.

2013

Pro Bowl: Peyton Manning, Matt Prater, Demaryius Thomas, Julius Thomas, Louis Vasquez. **AII-NFL:** Peyton Manning (1st team AP, PFWA, The Sporting News), Matt Prater (2nd team AP), Demaryius Thomas (2nd team AP), Louis Vasquez (first team AP, PFWA). **NFL Most Valuable Player:** Peyton Manning (AP). **NFL Offensive Player of the Year:** Peyton Manning (*The Sporting News*). **AFC Offensive Player of the Year:** Peyton Manning (Kansas City 101 Club). **FedEx Air Player of the Year:** Peyton Manning. **2013 Sports Illustrated Sportsman of the Year:** Peyton Manning. **Colorado Sports Hall of Fame Male Athlete of the Year:** Peyton Manning. **Darrent Williams Good Guy Award:** Chris Harris Jr.

2012

Pro Bowl: Champ Bailey, Zane Beadles, Ryan Clady, Elvis Dumervil, Peyton Manning, Von Miller, Demaryius Thomas. **AII-NFL:** Champ Bailey (2nd team AP), Ryan Clady (1st team AP, Pro Football Weekly/PFWA, The Sporting News), Peyton Manning (1st team AP, Pro Football Weekly/PFWA, Sports Illustrated), Von Miller (1st team AP, Pro Football Weekly/PFWA, The Sporting News, Sports Illustrated). **Comeback Player of the Year:** Peyton Manning (AP, Sports Illustrated). **AFC Offensive Player of the Year:** Peyton Manning (Kansas City 101 Club). **FedEx Air Player of the Year:** Peyton Manning. **Colorado Sports Hall of Fame Pro Athlete of the Year:** Peyton Manning. **Darrent Williams Good Guy Award:** Wesley Woodyard.

2011

Pro Bowl: Champ Bailey, Ryan Clady, Brian Dawkins, Elvis Dumervil, Willis McGahee, Von Miller. **AII-NFL:** Chris Kuper (1st team Dallas Morning News), Von Miller (1st team Dallas Morning News, 2nd team AP). **AII-AFC:** Elvis Dumervil (Pro Football Weekly/PFWA), Von Miller (Pro Football Weekly/PFWA). **NFL Defensive Rookie of the Year:** Von Miller (AP, Sports Illustrated, Dallas Morning News, Football Outsiders). **AII-Rookie:** Orlando Franklin (Football Outsiders), Chris Harris (Pro Football Weekly/PFWA, Football Outsiders), Von Miller (Pro Football Weekly/PFWA, Football Outsiders). **Colorado Sports Hall of Fame Pro Athlete of the Year:** Tim Tebow. **GMC Never Say Never Moment of the Year Award:** Tim Tebow. **Darrent Williams Good Guy Award:** Champ Bailey. **PFWA Good Guy Award (National Chapter):** Tim Tebow.

2010

Pro Bowl: Champ Bailey, Brandon Lloyd. **AII-NFL:** Brandon Lloyd (2nd team AP). **Darrent Williams Good Guy Award:** Mario Haggan.

2009

Pro Bowl: Champ Bailey, Ryan Clady, Brian Dawkins, Elvis Dumervil, Brandon Marshall. **AII-NFL:** Ryan Clady (1st team AP, Pro Football Weekly/PFWA, The Sporting News, ESPN.com), Brian Dawkins (2nd team AP, The Sporting News), Elvis Dumervil (1st team AP, Pro Football Weekly/PFWA, The Sporting News, ESPN.com). **AII-Rookie:** Knowshon Moreno (Pro Football Weekly/PFWA, The Sporting News). **NFL Alumni Pass Rusher of the Year:** Elvis Dumervil. **Darrent Williams Good Guy Award:** Elvis Dumervil. **Tourism Industry Hall of Fame (Denver):** Pat Bowlen (Class of 2009).

2008

Pro Bowl: Jay Cutler, Brandon Marshall, Casey Wiegmann. **AII-NFL:** Ryan Clady (2nd team AP), Ryan Harris (Sports Illustrated). **AII-AFC:** Ryan Clady (Pro Football Weekly/PFWA). **AII-Rookie:** Ryan Clady (Pro Football Weekly/PFWA, The Sporting News), Brett Kern (Pro Football Weekly/PFWA, The Sporting News), Eddie Royal (Pro Football Weekly/PFWA, The Sporting News). **Darrent Williams Good Guy Award:** Ebenezer Ekuban. **Colorado Sports Hall of Fame Inductee:** Rod Smith (Class of 2009).

2007

Pro Bowl: Champ Bailey, John Lynch. **AII-NFL:** Champ Bailey (2nd team AP). **Darrent Williams Good Guy Award:** John Lynch.

2006

Pro Bowl: Champ Bailey, John Lynch, Al Wilson (Wilson did not play in game due to injury). **AII-NFL:** Champ Bailey (1st team AP, Pro Football Weekly/PFWA, The Sporting News, ESPN.com), Matt Lepsis (Sports Illustrated), Tom Nalen (Sports Illustrated), Al Wilson (1st team AP, 2nd team AP). **AII-AFC:** Champ Bailey (Pro Football Weekly/PFWA). **Colorado Sports Hall of Fame Pro Athlete of the Year:** Champ Bailey. **Colorado Sports Hall of Fame Inductee:** Pat Bowlen (Class of 2007).

2005

Pro Bowl: Champ Bailey, John Lynch, Rod Smith, Al Wilson. **AII-NFL:** Champ Bailey (1st team AP, Pro Football Weekly/PFWA, The Sporting News, USA Today), Matt Lepsis (Sports Illustrated), Tom Nalen (Sports Illustrated), Al Wilson (1st team AP, The Sporting News). **AII-AFC:** Champ Bailey (Pro Football Weekly/PFWA), Al Wilson (Pro Football Weekly/PFWA). **AII-Rookie:** Darrent Williams (Pro Football Weekly/PFWA, NFL.com). **Colorado Sports Hall of Fame Pro Athlete of the Year:** Champ Bailey.

2004

Pro Bowl: Champ Bailey, John Lynch. **AII-NFL:** Champ Bailey (1st team AP, The Sporting News, Pro Football Weekly), John Lynch (2nd team College & Pro Football Newsweekly). **AII-AFC:** Champ Bailey (Pro Football Weekly). **AII-Rookie:** D.J. Williams (Pro Football Weekly).

2003

Pro Bowl: Tom Nalen, Clinton Portis, Al Wilson. **AII-NFL:** Tom Nalen (1st team AP, Pro Football Weekly). **AII-AFC:** Tom Nalen (Pro Football Weekly). **NFL Alumni Offensive Lineman of the Year:** Tom Nalen.

2002

Pro Bowl: Trevor Pryce, Al Wilson (Wilson did not play in game due to injury). **AII-NFL:** Al Wilson (2nd team Football Digest). **NFL Offensive Rookie of the Year:** Clinton Portis (AP, Pro Football Weekly, Football Digest). **NFL Rookie of the Year:** Clinton Portis (Sports Illustrated/Dr. Z). **AII-Rookie:** Clinton Portis (Pro Football Weekly).

2001

Pro Bowl: Dwayne Carswell, Jason Elam, Ian Gold, Deltha O'Neal, Trevor Pryce, Rod Smith, Al Wilson (Pryce and Smith did not play in game due to injury). **AII-NFL:** Jason Elam (2nd team AP, College & Pro Football Newsweekly and Football News), Trevor Pryce (2nd team AP and College & Pro Football Newsweekly), Rod Smith (1st team Football Digest, 2nd team AP), Deltha O'Neal (2nd team College & Pro Football Newsweekly). **AII-AFC:** Jason Elam (Pro Football Weekly, Football News), Ian Gold (Pro Football Weekly), Deltha O'Neal (Pro Football Weekly), Trevor Pryce (Football News), Rod Smith (Pro Football Weekly). **NFL Alumni Special Teams Player of the Year:** Jason Elam.

2000

Pro Bowl: Brian Griese, Tom Nalen, Trevor Pryce, Rod Smith (Griese and Nalen did not play in game due to injury). **AII-NFL:** Howard Griffith (2nd team College & Pro Football Newsweekly and Football Digest), Ed McCaffrey (Sports Illustrated), Tom Nalen (AP, USA Today, Sports Illustrated, The Sporting News, Football Digest; 2nd team College & Pro Football Newsweekly), Trevor Pryce (2nd team College & Pro Football Newsweekly), Rod Smith (USA Today, College & Pro Football Newsweekly, Football Digest; 2nd team AP). **AII-AFC:** Tom Nalen (Pro Football Weekly, Football News), Trevor Pryce (Pro Football Weekly, Football News), Rod Smith (Pro Football Weekly, Football News). **NFL Offensive Rookie of the Year:** Mike Anderson (AP, Pro Football Weekly, Football Digest). **NFL Rookie of the Year:** Mike Anderson (USA Today). **AII-Rookie:** Mike Anderson (Pro Football Weekly, Football News, Football Digest), Deltha O'Neal (punt returner—Football News).

1999

Pro Bowl: Tom Nalen, Trevor Pryce, Detron Smith (Nalen did not play in game due to injury). **AII-NFL:** Trevor Pryce (AP, Sports Illustrated, College & Pro Football Newsweekly, 2nd team Football Digest), Tom Nalen (The Sporting News, Football Digest, 2nd team AP). **AII-AFC:** Trevor Pryce (Pro Football Weekly), Detron Smith (special teams; Pro Football Weekly). **AII-Rookie:** Olandis Gary (Pro Football Weekly, College & Pro Football Newsweekly, Football News, Football Digest), Chris Watson (kick returner; College & Pro Football Newsweekly).

1998

Pro Bowl: Steve Atwater, Terrell Davis, Jason Elam, John Elway, Tony Jones, Ed McCaffrey, Tom Nalen, Bill Romanowski, Mark Schlereth, Shannon Sharpe (Davis and Sharpe did not play in game due to injury). **AII-NFL:** Terrell Davis (AP, Sports Illustrated, The Sporting News, USA Today, Pro Football Weekly, College & Pro Football Newsweekly, Football Digest), Jason Elam (2nd team AP, College & Pro Football Newsweekly, Football Digest), Howard Griffith (2nd team Football Digest), Ed McCaffrey (2nd team AP), Tom Nalen (USA Today), Mark Schlereth (2nd team College & Pro Football Newsweekly), Shannon Sharpe (AP, The Sporting News, USA Today, Pro Football Weekly, College & Pro Football Newsweekly, Football Digest), Rod Smith (2nd team College & Pro Football Newsweekly). **AII-AFC:** Terrell Davis (Pro Football Weekly, Football News), Jason Elam (Pro Football Weekly, Football News), Vaughn Hebronn (kick returner—Pro Football Weekly), Ed McCaffrey (Football News), Shannon Sharpe (Pro Football Weekly, Football News). **AII-Rookie:** Eric Brown (Football News, Football Digest, College & Pro Football Newsweekly). **Super Bowl XXXIII Most Valuable Player (Pete Rozelle Trophy):** John Elway. **NFL Most Valuable Player:** Terrell Davis (AP, Pro Football Weekly, Pro Football Writers of America). **NFL Player of the Year:** Terrell Davis (The Sporting News, Football Digest, NFL Films). **NFL Offensive Player of the Year:** Terrell Davis (AP, College & Pro Football Newsweekly). **AFC Player of the Year:** Terrell Davis (Football News). **AFC Offensive Player of the Year:** Terrell Davis (Kansas City 101 Club). **San Diego Hall of Champions Professional Star of the Year:** Terrell Davis. **Colorado Sports Hall of Fame Inductee:** John Elway (Class of 1999). **Colorado Sports Hall of Fame Professional Athlete of the Year:** Terrell Davis. **ESPY Award for Pro Football Performer of the Year:** Terrell Davis.

1997

Pro Bowl: Terrell Davis, John Elway, Tom Nalen, Shannon Sharpe, Neil Smith (Elway did not play in game due to injury). **AII-NFL:** Terrell Davis (AP, Sports Illustrated, The Sporting News, USA Today, Pro Football Weekly, College & Pro Football Newsweekly, Football News, Football Digest), John Elway (College & Pro Football Newsweekly 2nd team), Darrien Gordon (1st team punt returner—Sports Illustrated, The Sporting News, USA Today, Pro Football Weekly; 2nd team punt returner—Football Digest, College & Pro Football Newsweekly), John Mobley (1st team AP, The Sporting News, Pro Football Weekly, Football Digest; 2nd team College & Pro Football Newsweekly), Tom Nalen (2nd team College & Pro Football Newsweekly), Mark Schlereth (Sports Illustrated), Shannon Sharpe (AP, The Sporting News, USA Today, Pro Football Weekly, College & Pro Football Newsweekly 1st team; Football Digest 2nd team). **AII-AFC:** John Elway (Pro Football Weekly, Football News), Darrien Gordon (punt returner—Pro Football Weekly, Football News), John Mobley (Pro Football Weekly), Shannon Sharpe (Pro Football Weekly). **Super Bowl XXXII Most Valuable Player (Pete Rozelle Trophy):** Terrell Davis. **AFC Player of the Year:** Terrell Davis (Football News, Touchdown Club of Columbus). **AFC Offensive Player of the Year:** Terrell Davis (Kansas City 101 Club). **San Diego Hall of Champions Professional Star of the Year:** Terrell Davis. **Colorado Sports Hall of Fame King of the Hill Award:** Terrell Davis. **ESPY Award for Best Performance Under Pressure:** Terrell Davis.

1996

Pro Bowl: Steve Atwater, Tyrone Braxton, Terrell Davis, John Elway, Michael Dean Perry, Bill Romanowski, Shannon Sharpe, Alfred Williams, Gary Zimmerman (Atwater, Elway and Zimmerman did not play in game due to injury). **AII-NFL:** Steve Atwater (AP 2nd team), Terrell Davis (AP, Sports Illustrated, The Sporting News, USA Today, Pro Football Weekly, Football News, College & Pro Football Newsweekly), John Elway (AP 2nd team, College & Pro Football Newsweekly 2nd team, Football Digest 2nd team), Bill Romanowski (College & Pro Football Newsweekly 2nd team), Shannon Sharpe (AP, Sports Illustrated, The Sporting News, Pro Football Weekly, Football Digest, College & Pro Football Newsweekly), Alfred Williams (AP, The Sporting News, Pro Football Weekly, Football Digest, College & Pro Football Newsweekly 2nd team), Gary Zimmerman (AP, Sports Illustrated, The Sporting News, Pro Football Weekly, Football Digest, College & Pro Football Newsweekly). **AII-AFC:** Steve Atwater (UPI, Pro Football Weekly), Tyrone Braxton (Football News, UPI 2nd team), Terrell Davis (UPI, Football News), John Elway (UPI, Pro Football Weekly, Football News), Michael Dean Perry (UPI 2nd team), Bill Romanowski (UPI 2nd team), Shannon Sharpe (UPI, Football News), Alfred Williams (UPI, Football News), Gary Zimmerman (UPI, Football News). **NFL All-Rookie Team:** John Mobley (Pro Football Weekly, Football News, College & Pro Football Newsweekly). **NFL Most Valuable Player:** Terrell Davis (Sports Illustrated). **NFL Offensive Player of the Year:** Terrell Davis (AP). **AFC Player of the Year:** John Elway (Football News, Touchdown Club of Columbus). **AFC Most Valuable Player:** John Elway (NFLPA). **AFC Offensive Player of the Year:** Terrell Davis (UPI), John Elway (Kansas City 101 Club). **NFL Coach of the Year:** Mike Shanahan (Touchdown Club of Columbus). **AFC Coach of the Year:** Mike Shanahan (Kansas City 101 Club).

1995

Pro Bowl: Steve Atwater, Jason Elam, Glyn Milburn, Anthony Miller, Shannon Sharpe, Gary Zimmerman (Zimmerman did not play in game due to injury). **AII-NFL:** Steve Atwater (College & Pro Football Newsweekly 2nd team), Jason Elam (AP 2nd team, College & Pro Football Newsweekly 2nd team, Football Digest 2nd team), Glyn Milburn (AP 2nd team, Sporting News 1st team, College & Pro Football Newsweekly 2nd team, Football Digest 1st team), Shannon Sharpe (AP 2nd team), Gary Zimmerman (AP 2nd team, Football Digest 1st team). **AII-AFC:** Steve Atwater (UPI 1st team), Terrell Davis (UPI 2nd team), Jason Elam (UPI 1st team), Glyn Milburn (Football News 1st team), Michael Dean Perry (UPI 2nd team), Shannon Sharpe (UPI 2nd team), Gary Zimmerman (Football News 1st team, UPI 1st team). **NFL All-Rookie Team:** Terrell Davis (College & Pro Football Newsweekly, Football News, Pro Football Weekly). **NFL Rookie of the Year:** Terrell Davis (Football Digest). **Earl Hartman Awards (Broncos Most Valuable Players):** Terrell Davis (offense), Steve Atwater (defense), Glyn Milburn (special teams). **Bob Peck Award (Most Inspirational Player):** Michael Dean Perry. **Bob Martin Award (For cooperation with local media):** Lionel Washington.

1994

Pro Bowl: Steve Atwater, John Elway, Shannon Sharpe, Gary Zimmerman (Sharpe did not play in game). **AII-NFL:** Shannon Sharpe (College & Pro Football Newsweekly 2nd team, Football Digest 2nd team). **AII-AFC:** Tom Rouen (UPI 2nd team), Shannon Sharpe (UPI 2nd team), Gary Zimmerman (UPI 2nd team). **Earl Hartman Awards (Broncos Most Valuable Players):** John Elway (offense), Steve Atwater (defense), Ray Jacobs (special teams). **Bob Peck Award (Most Inspirational Player):** Shannon Sharpe. **Bob Martin Award (For cooperation with local media):** Shannon Sharpe.

1993

Pro Bowl: Steve Atwater, John Elway, Karl Mecklenburg, Shannon Sharpe, Dennis Smith. **AII-NFL:** John Elway (AP 2nd team, College & Pro Football Newsweekly 2nd team, Football Digest 2nd team), Simon Fletcher (Football Digest 2nd team), Shannon Sharpe (AP, Pro Football Weekly/Pro Football Writers of America, The Sporting News, Sports Illustrated, College & Pro Football Newsweekly, Football Digest), Dennis Smith (College & Pro Football Newsweekly 2nd team), Gary Zimmerman (AP 2nd team, College & Pro Football Newsweekly 2nd team). **AII-AFC:** Steve Atwater (UPI, Football News), John Elway (UPI, Football News), Shannon Sharpe (UPI, Football News). **NFL All-Rookie:** Jason Elam (Pro Football Weekly/Pro Football Writers of America, Football News, College & Pro Football Newsweekly, Football Digest). **AFC Most Valuable Player:** John Elway (NFL Players Association). **AFC Player of the Year:** John Elway (Football News). **AFC Offensive Player of the Year:** John Elway (UPI, Kansas City 101 Club). **Rookie Coach of the Year:** Wade Phillips (College & Pro Football Newsweekly). **Earl Hartman Awards (Broncos Most Valuable Players):** John Elway (offense), Simon Fletcher (offense), Reggie Rivers (special teams). **Bob Peck Award (Most Inspirational Player):** Dennis Smith. **Bob Martin Award (For cooperation with local media):** Tyrone Braxton.

1992

Pro Bowl: Steve Atwater, Michael Brooks, Shannon Sharpe. **AII-NFL:** Steve Atwater (AP, Pro Football Weekly/Pro Football Writers of America, The Sporting News, Football Digest, NEA), Michael Brooks (Sports Illustrated, College and Pro Football Newsweekly 2nd team), Greg Kragen (AP 2nd team, College and Pro Football Newsweekly 2nd team). **AII-AFC:** Steve Atwater (Football News). **NFL All-Rookie:** Russell Freeman (Football News, College and Pro Football Newsweekly), Arthur Marshall

(Pro Football Weekly/Pro Football Writers of America, Football News, College and Pro Football Newsweekly). **Colorado Sports Hall of Fame Pro Athlete of the Year:** Michael Brooks. **Earl Hartman Awards (Broncos Most Valuable Players):** John Elway (offense), Simon Fletcher (defense), Keith Traylor (special teams). **Bob Peck Award (Most Inspirational Player):** Dennis Smith. **Bob Martin Award (For cooperation with local media):** Reggie Rivers.

1991

Pro Bowl: Steve Atwater, John Elway, Gaston Green, Karl Mecklenburg, Dennis Smith. **AII-NFL:** Steve Atwater (AP, Pro Football Weekly, College and Pro Football Newsweekly 2nd-team), Greg Kragen (Sports Illustrated). **AII-AFC:** Steve Atwater (Football News, Pro Football Weekly). **AFC Coach of the Year:** Dan Reeves (Football News, Kansas City 101 Club). **NFL Rookie of the Year:** Mike Croel (Bert Bell Award-World Almanac, Pro Football Weekly, Washington Touchdown Club, Pro-Set). **NFL Defensive Rookie of the Year:** Mike Croel (AP, College and Pro Football Newsweekly). **NFL AII-Rookie:** Mike Croel (Football News, Pro Football Weekly, College and Pro Football Newsweekly, Football Digest), Reggie Johnson (Pro Football Digest), Keith Traylor (Pro Football Weekly, Football Digest). **Earl Hartman Award Winners (Broncos Most Valuable Players):** John Elway (offense), Dennis Smith (defense), Alton Montgomery (special teams). **Bob Peck Memorial Award (Most Inspirational Player):** Kenny Walker. **Bob Martin Award (For cooperation with local media):** Greg Kragen.

1990

Pro Bowl: Steve Atwater, Bobby Humphrey, Dennis Smith. **AII-NFL:** Steve Atwater (College and Pro Football Newsweekly-second team), Mike Horan (College and Pro Football Newsweekly-second team). **AII-AFC:** Steve Atwater (UPI, Football News), Mike Horan (UPI-second team, Football News). **Earl Hartman Award (Broncos Most Valuable Players):** Bobby Humphrey (offense), Steve Atwater (defense), Kevin Clark (special teams). **Bob Peck Memorial Award (Most Inspirational Player):** Keith Kartz. **Bob Martin Award (for cooperation with media):** Mark Jackson.

1989

Pro Bowl: John Elway, Greg Kragen, Karl Mecklenburg, Dennis Smith, David Treadwell. **AII-NFL:** Mike Horan (College and Pro Football Newsweekly 2nd team), Karl Mecklenburg (AP, Pro Football Weekly, Sports Illustrated, NEA-World Almanac, Football Digest), Dennis Smith (AP 2nd team). **AII-AFC:** Greg Kragen (Pro Football Weekly), Karl Mecklenburg (UPI, Pro Football Weekly, Football News), Dennis Smith (Pro Football Weekly, UPI 2nd team), David Treadwell (UPI, Pro Football Weekly, Football News). **NFL Rookie of the Year:** Bobby Humphrey (Touchdown Club of Washington, D.C.). **NFL Offensive Rookie of the Year:** Bobby Humphrey (NFL Players Association). **NFL Defensive Rookie of the Year:** Steve Atwater (Football Digest). **AFC Offensive Rookie of the Year:** Bobby Humphrey (Mackey Award). **NFL AII-Rookie:** Steve Atwater (UPI, Pro Football Weekly, PFWA, College and Pro Football Newsweekly, Football Digest), Bobby Humphrey (UPI, Pro Football Weekly, PFWA, College and Pro Football Newsweekly), David Treadwell (Football Digest), Doug Widell (College and Pro Football Newsweekly, Football Digest). **Colorado Sports Hall of Fame Pro Athlete of the Year:** Bobby Humphrey. **Earl Hartman Award Winners (Broncos Most Valuable Players):** Bobby Humphrey (offense), Dennis Smith (defense), David Treadwell (special teams). **Bob Peck Memorial Award (Most Inspirational Player):** Marc Munford.

1988

Pro Bowl: Mike Horan. **AII-NFL:** Mike Horan (AP, PFWA, The Sporting News, College and Pro Football Newsweekly, Sports Illustrated, World Almanac 2nd team). **AII-AFC:** Mike Horan (UPI, Football News). **NFL AII-Rookie:** Gerald Perry (UPI, Football Digest). **Earl Hartman Award Winners (Broncos Most Valuable Players):** John Elway and Sammy Winder (offense), Simon Fletcher (defense), Ken Bell (special teams). **Bob Peck Memorial Award (Most Inspirational Player):** Keith Bishop and Billy Bryan.

1987

Pro Bowl: Keith Bishop, John Elway, Karl Mecklenburg. **AII-NFL:** Keith Bishop (Sports Illustrated, NEA-second team), John Elway (The Sporting News, NEA, AP-second team), Karl Mecklenburg (NEA, AP-second team). **AII-AFC:** Keith Bishop (UPI-second team), John Elway (UPI, Pro Football Weekly, Football News), Rulon Jones (UPI-second team), Karl Mecklenburg (UPI, Pro Football Weekly, Football News). **NFL Most Valuable Player:** John Elway (AP). **AFC Most Valuable Player:** John Elway (NFLPA). **AFC Player of the Year:** John Elway (Football News). **AFC Offensive Player of the Year:** John Elway (UPI, Kansas City 101 Club). **NFL AII Rookie:** Ricky Nattiel (UPI, College and Pro Football Newsweekly, Football Digest, PFWA, Pro Football Weekly). **Earl Hartman Award Winners (Broncos Most Valuable Players):** John Elway (offense), Karl Mecklenburg (defense), Ken Bell (special teams). **Bob Peck Memorial Award (Most Inspirational Player):** Keith Bishop.

1986

Pro Bowl: Keith Bishop, John Elway, Rulon Jones, Karl Mecklenburg, Dennis Smith, Sammy Winder. **AII-NFL:** John Elway (AP-honorable mention), Keith Bishop (AP-honorable mention), Mike Harden (AP-honorable mention), Rulon Jones (AP, Pro Football Weekly, Sports Illustrated, PFWA, The Sporting News, Football News, Football Digest, NEA-second team), Karl Mecklenburg (AP, Pro Football Weekly, Sports Illustrated, PFWA, The Sporting News, Football News, Football Digest, NEA), Dennis Smith (AP-honorable mention, Football News second team, NEA). **AII-AFC:** Keith Bishop (UPI-second team, Football News), John Elway (UPI-second team), Rulon Jones (UPI, Pro Football Weekly, Football News), Karl Mecklenburg (UPI, Pro Football Weekly, Football News), Dennis Smith (Pro Football Weekly), Gerald Willhite (UPI-second team). **AFC Defensive Player of the Year:** Rulon Jones (UPI). **AFC Player of the Year:** Karl Mecklenburg (Football News). **Colorado Sports Hall of Fame King of the Hill Award:** John Elway. **Seattle Gold Helmet Award (Professional Football Player of the Year):** John Elway. **Earl Hartman Award Winners (Broncos Most Valuable Players):** John Elway (offense), Mike Harden (defense), Darren Comeaux (special teams). **Bob Peck Memorial Award (Most Inspirational Player):** Tom Jackson.

1985

Pro Bowl: Rulon Jones, Karl Mecklenburg, Dennis Smith, Louis Wright. **AII-NFL:** John Elway (AP-honorable mention), Rulon Jones (AP-2nd team, The Sporting News, Sports Illustrated), Karl Mecklenburg (AP, Sports Illustrated, PFWA, The Football News, NEA), Dennis Smith (AP-honorable mention), Louis Wright (AP honorable mention). **AII-AFC:** Rulon Jones (UPI), Karl Mecklenburg (UPI), Dennis Smith (UPI-2nd team), Louis Wright (UPI). **Earl Hartman Award Winners (Broncos Most Valuable Players):** John Elway (offense), Rulon Jones (defense), Daniel Hunter (special teams). **Bob Peck Memorial Award (Most Inspirational Player):** Tom Jackson.

1984

Pro Bowl: Sammy Winder. **AII-NFL:** Tom Jackson (CPFW-2nd team), Dennis Smith (Pro Football Weekly, CPFW-2nd team), Louis Wright (The Sporting News, Sports Illustrated, Pro Football Weekly, NEA-2nd team, CPFW-2nd team). **AII-AFC:** Tom Jackson (Pro Football Weekly, UPI 2nd team), Dennis Smith (Pro Football Weekly, UPI-2nd team), Sammy Winder (UPI-2nd team), Louis Wright (Pro Football Weekly, UPI-2nd team). **AII-Rookie:** Winford Hood (UPI), Clarence Kay (PFWA, Pro Football Weekly). **Colorado Sports Hall of Fame Pro Athlete of the Year:** Tom Jackson. **Earl Hartman Award Winners (Broncos Most Valuable Players):** Steve Watson (offense), Louis Wright (defense), Ken Woodard (special teams). **Bob Peck Memorial Award (Most Inspirational Player):** Tom Jackson. **NFL Coach of the Year:** Dan Reeves (NFL-Sports Illustrated, Pro Football Weekly, College and Pro Football Newsweekly. AFC-Kansas City 101 Club, Football News).

1983

Pro Bowl: Randy Gradishar, Louis Wright (DNP). **AII-NFL:** Randy Gradishar (AP-2nd team), Louis Wright (NEA, CPFN-2nd team). **AII-AFC:** Randy Gradishar (UPI-2nd team). **Earl Hartman Award Winners (Broncos Most Valuable Players):** Steve Watson (offense), Randy Gradishar (defense), Ken Woodard (special teams). **Bob Peck Memorial Award (Most Inspirational Player):** Tom Jackson.

1982

Pro Bowl: Randy Gradishar, Luke Prestridge, Rick Upchurch. **AII-NFL:** Randy Gradishar (Football Digest), Luke Prestridge (AP, Football Digest), Rick Upchurch (AP, Football Digest). **AII-AFC:** Randy Gradishar (UPI), Luke Prestridge (UPI). **Earl Hartman**

Award Winners (Broncos Most Valuable Players): Billy Bryan (offense), Louis Wright (defense), Rick Upchurch and Rob Lytle (special teams). **Bob Peck Memorial Award (Most Inspirational Player):** Tom Jackson.

1981

Pro Bowl: Randy Gradishar, Bob Swenson, Bill Thompson, Steve Watson. **AII-NFL:** Randy Gradishar (AP 2nd team, NEA-2nd team, Pro Football Weekly, The Sporting News), Bob Swenson (AP, NEA, The Sporting News). **AII-AFC:** Randy Gradishar (UPI), Bill Thompson (UPI), Steve Watson (UPI), Bob Swenson (UPI-2nd team), Louis Wright (UPI-2nd team). **Earl Hartman Award Winners (Broncos Most Valuable Players):** Steve Watson (offense), Bob Swenson (defense), Jim Ryan (special teams). **Bob Peck Memorial Award (Most Inspirational Player):** Tom Jackson.

1980

AII-NFL: Randy Gradishar (The Sporting News), Fred Steinfort (Pro Football Weekly, The Sporting News). **AII-AFC:** Fred Steinfort (UPI). **Pro Football Weekly Golden Toe Award:** Fred Steinfort. **Earl Hartman Award Winners (Broncos Most Valuable Players):** Bill Bryan (offense), Randy Gradishar (defense), Fred Steinfort (special teams).

1979

Pro Bowl: Randy Gradishar, Tom Jackson, Rick Upchurch, Louis Wright. **AII-NFL:** Randy Gradishar (PFWA, Pro Football Weekly, AP-2nd team), Rich Upchurch (PFWA, Pro Football Weekly, AP-2nd team), Louis Wright (AP, NEA, PFWA, Pro Football Weekly). **AII-AFC:** Randy Gradishar (Pro Football Weekly, The Sporting News, UPI-2nd team), Bob Swenson (UPI-2nd team), Bill Thompson (UPI), Rick Upchurch (Pro Football Weekly), Louis Wright (UPI, Pro Football Weekly, The Sporting News). **Earl Hartman Award Winners (Broncos Most Valuable Players):** Craig Morton (offense), Bob Swenson (defense), Larry Canada (special teams).

1978

Pro Bowl: Lyle Alzado, Randy Gradishar, Tom Jackson, Riley Odums, Bill Thompson, Rick Upchurch, Louis Wright. **AII-NFL:** Lyle Alzado (AP), Randy Gradishar (AP, PFWA, PFW, NEA), Tom Jackson (AP), Rick Upchurch (AP, PFWA, PFW), Louis Wright (AP, PFWA, PFW, NEA). **AII-AFC:** Lyle Alzado (UPI, PFW, TSN), Steve Foley (UPI), Randy Gradishar (UPI, PFW, TSN), Tom Jackson (UPI), Bill Thompson (UPI, PFW, TSN), Rick Upchurch (PFW), Louis Wright (UPI, PFW, TSN). **NFL Defensive Player of the Year:** Randy Gradishar (AP, PFW, NEA). **AFC Defensive Player of the Year:** Randy Gradishar (UPI, Kansas City 101 Club). **NFL Defensive Lineman of the Year:** Barney Chavous (Pittsburgh Courier). **Colorado Sports Hall of Fame Pro Athlete of the Year:** Randy Gradishar. **Earl Hartman Award Winners (Broncos Most Valuable Players):** Riley Odums (offense), Randy Gradishar (defense), Maurice Harvey (special teams).

1977

Pro Bowl: Lyle Alzado, Randy Gradishar, Tom Jackson, Bill Thompson, Louis Wright. **AII-NFL:** Lyle Alzado (AP, UPI, PFW), Randy Gradishar (AP, UPI, PFW), Tom Jackson (AP, UPI, PFW), Bill Thompson (AP). **AII-AFC:** Louis Wright (PFW), Bill Thompson (PFW). **AFC Defensive Player of the Year:** Lyle Alzado (Kansas City 101 Club). **Colorado Sports Hall of Fame Pro Athlete of the Year:** Craig Morton. **Earl Hartman Award Winners (Broncos Most Valuable Players):** Craig Morton (offense), Tom Jackson (defense), Rick Upchurch (special teams). **NFL Coach of the Year:** Red Miller (AP, UPI, PFW, TSN, Football Digest, Washington Touchdown Club, Kansas City 101 Club, Columbus Touchdown Club).

1976

Pro Bowl: Otis Armstrong, Rick Upchurch. **AII-NFL:** KR Rick Upchurch (AP). **Earl Hartman Award Winners (Broncos Most Valuable Players):** Riley Odums (offense), Tom Jackson (defense), Rick Upchurch (special teams).

1975

Pro Bowl: Randy Gradishar, Riley Odums. **AII-Pro:** Riley Odums (NEA-second team). **AII-AFC:** TE Riley Odums (AP). **Earl Hartman Award Winners (Broncos Most Valuable Players):** Bobby Maples (offense), Lyle Alzado (defense), Jim Turner (special teams).

1974

Pro Bowl: Otis Armstrong, Riley Odums. **AII-Pro:** Otis Armstrong, Riley Odums. **Earl Hartman Award Winners (Broncos Most Valuable Players):** Otis Armstrong (offense), Tom Jackson (defense), Ken Criter (special teams).

1973

Pro Bowl: Floyd Little, Haven Moses, Riley Odums, Paul Smith. **AII-Pro:** Riley Odums (PFWA-second team, NEA-first team), Paul Smith (PFWA-second team, NEA-second team). **AII-AFC:** TE Riley Odums (AP, UPI). **NFLPA Rookie of the Year:** Barney Chavous. **AII-Rookie:** Barney Chavous (AP, UPI). **Earl Hartman Award Winners (Broncos Most Valuable Players):** Charley Johnson (offense), Paul Smith (defense). **Colorado Sports Hall of Fame Pro Athlete of the Year:** Paul Smith. **AFC Coach of the Year:** John Ralston (AP, UPI, PFWA, Kansas City 101 Club).

1972

Pro Bowl: Paul Smith. **Colorado Sports Hall of Fame Pro Athlete of the Year:** Floyd Little.

1971

Pro Bowl: Rich Jackson, Floyd Little. **AII-Pro:** Floyd Little (PFWA-second team). **AII-AFC:** Floyd Little (AP, UPI).

1970

Pro Bowl: Rich Jackson, Floyd Little. **AII-Pro:** Rich Jackson (PFWA-first team), Floyd Little (PFWA-second team). **AII-AFC:** Rich Jackson (AP, UPI), Floyd Little (AP, UPI). **Colorado Sports Hall of Fame Pro Athlete of the Year:** Rich Jackson.

1969

AII-Pro: Rich Jackson (second team), Floyd Little (first team). **AII-AFL:** Rich Jackson (AP, UPI, NEA), Floyd Little (AP, UPI, NEA). **AFL All-Star Game:** Dave Costa, Mike Current, Al Denson, George Goeddeke, Rich Jackson, Floyd Little.

1968

AII-AFL: Rich Jackson (AP, UPI). **AFL All-Star Game:** Dave Costa, Rich Jackson, Floyd Little.

1967

AII-AFL: Al Denson (NEA). **AFL All-Star Game:** Dave Costa, Al Denson, Larry Kaminski, Nemiah Wilson.

1966

AII-AFL (The Sporting News): Bob Scarpitto. **AFL All-Star Game:** John Bramlett, Goose Gonsoulin, Bob Scarpitto, Jerry Sturm.

1965

AII-AFL (The Sporting News): Eldon Danenhauer, Cookie Gilchrist, Lionel Taylor. **AFL All-Star Game:** Eldon Danenhauer, Cookie Gilchrist.

1964

AII-AFL (The Sporting News): Willie Brown. **AFL All-Star Game:** Willie Brown, Jim Fraser, Goose Gonsoulin, Jerry Sturm.

1963

AII-AFL (The Sporting News): Goose Gonsoulin. **AFL All-Star Game:** Goose Gonsoulin, Bud McFadin. **AFL Rookie of the Year:** Billy Joe (The Sporting News' Players' Poll).

1962

AII-AFL (The Sporting News): Eldon Danenhauer, Goose Gonsoulin, Bud McFadin, Bob Zeman. **AFL All-Star Game:** Eldon Danenhauer, Jim Fraser, Goose Gonsoulin, Bud McFadin, Gene Mingo, Lionel Taylor, Frank Tripucka, Bob Zeman. **AFL Coach of the Year:** Jack Faulkner (AP, UPI).

1961

AII-AFL (The Sporting News): Bud McFadin, Lionel Taylor. **AFL All-Star Game:** Ken Adamson, Goose Gonsoulin, Bud McFadin, Don Stone.

1960

AII-AFL (The Sporting News): Goose Gonsoulin, Bud McFadin, Lionel Taylor.

BRONCOS IN THE PRO BOWL (1970-2014)

(Please see year-by-year Broncos Pro Bowlers and AFL All-Star Game participants beginning on page 389) **Current players in bold**

PLAYER	PRO BOWLS AS A BRONCO	SEASON(S) SELECTED	PLAYER	PRO BOWLS AS A BRONCO	SEASON(S) SELECTED
Lyle Alzado	2	1977-78	Glyn Milburn	1	1995
C.J. Anderson	1	2014	Anthony Miller	1	1995
Otis Armstrong	2	1974, '76	Von Miller	3	2011-12, '14
Steve Atwater	8	1990-96, '98	Haven Moses	1	1973
Champ Bailey	8	2004-07, '09-12	Tom Nalen	5	1997-2000, '03
Zane Beadles	1	2012	Riley Odoms	4	1973-75, '78
Keith Bishop	2	1986-87	Deltha O'Neal	1	2001
Tyrone Braxton	1	1996	Michael Dean Perry	1	1996
Michael Brooks	1	1992	Clinton Portis	1	2003
Dwayne Carswell	1	2001	Matt Prater	1	2013
Ryan Clady	4	2009, '11-12, '14	Luke Prestridge	1	1982
Jay Cutler	1	2008	Trevor Pryce	4	1999-2002
Terrell Davis	3	1996-98	Bill Romanowski	2	1996, '98
Brian Dawkins	2	2009, '11	Emmanuel Sanders	1	2014
Elvis Dumervil	3	2009, '11-12	Mark Schlereth	1	1998
Jason Elam	3	1995, '98, 2001	Shannon Sharpe	7	1992-98
John Elway	9	1986, '87, '89, '91, 1993-94, '96-98	Dennis Smith	6	1985-86, '89-91, '93
Ian Gold	1	2001	Detron Smith	1	1999
Randy Gradishar	7	1975, '77-79, 1981-83	Rod Smith	3	2000-01, '05
Gaston Green	1	1991	Neil Smith	1	1997
Brian Griese	1	2000	Paul Smith	2	1972-73
Chris Harris Jr.	1	2014	Bob Swenson	1	1981
Mike Horan	1	1988	Aqib Talib	1	2014
Bobby Humphrey	1	1990	Demaryius Thomas	3	2012-14
Rich Jackson	2	1970-71	Julius Thomas	2	2013-14
Tom Jackson	3	1977-79	Billy Thompson	3	1977-78, '81
Tony Jones	1	1998	David Treadwell	1	1989
Rulon Jones	2	1985-86	Rick Upchurch	4	1976, '78-79, '82
Greg Kragen	1	1989	Louis Vasquez	1	2013
Floyd Little	3	1970-71, '73	T.J. Ward	1	2014
Brandon Lloyd	1	2010	DeMarcus Ware	1	2014
John Lynch	4	2004-07	Steve Watson	1	1981
Peyton Manning	3	2012-14	Casey Wiegmann	1	2008
Brandon Marshall	2	2008-09	Alfred Williams	1	1996
Ed McCaffrey	1	1998	Al Wilson	5	2001-03, '05-06
Willis McGahee	1	2011	Sammy Winder	2	1984, '86
Karl Mecklenburg	6	1985-87, '89, '91, '93	Louis Wright	5	1977-79, '83, '85
			Gary Zimmerman	3	1994-96

BRONCOS IN THE AFL ALL-STAR GAME (1960-69)

PLAYER	ALL-STAR SEL. AS A BRONCO	SEASON(S) SELECTED	PLAYER	ALL-STAR SEL. AS A BRONCO	SEASON(S) SELECTED
Ken Adamson	1	1961	Larry Kaminski	1	1967
John Bramlett	1	1966	Floyd Little	2	1968-69
Willie Brown	1	1964	Bud McFadin	3	1961-63
Dave Costa	3	1967-69	Gene Mingo	1	1962
Mike Current	1	1969	Bob Scarpitto	1	1966
Eldon Danenhauer	2	1962, '65	Don Stone	1	1961
Al Denson	2	1967, '69	Jerry Sturm	2	1964, '66
Jim Fraser	2	1962, '64	Lionel Taylor	1	1962
Cookie Gilchrist	1	1965	Frank Tripucka	1	1962
George Goeddeke	1	1969	Nemiah Wilson	1	1967
Goose Gosoulin	5	1961-64, '66	Bob Zeman	1	1962
Rich Jackson	2	1968-69			

BRONCOS ALL-TIME NFL HONORS

NFL Most Valuable Player (AP)

2013	QB Peyton Manning	(16 starts / 450-659, 68.3%, 5,477 yds., 55 TDs, 10 INTs / 115.1 rtg.)
1998	RB Terrell Davis	(16 starts / 392 att., 2,008 yds., 5.1 avg., 21 TDs / 25 rec., 217 yds., 8.7 avg., 2 TDs)
1987	QB John Elway	(12 starts / 224-410, 54.6%, 3,198 yds., 19 TDs, 12 INTs / 66 att., 304 yds., 4.6 avg., 4 TDs)

NFL Offensive Player of the Year (AP)

1998	RB Terrell Davis	(16 starts / 392 att., 2,008 yds., 5.1 avg., 21 TDs / 25 rec., 217 yds., 8.7 avg., 2 TDs)
1996	RB Terrell Davis	(16 starts / 345 att., 1,538 yds., 4.5 avg., 13 TDs / 36 rec., 310 yds., 8.6 avg., 2 TDs)

NFL Defensive Player of the Year (AP)

1978	LB Randy Gradishar	(16 starts / 286 tackles, incl. 190 solo, 4 INTs, 2 FF, 1 returned for a TD)
------	--------------------	--

BRONCOS ALL-TIME NFL HONORS, CONT.

NFL OFFENSIVE ROOKIE OF THE YEAR (AP)

2002	RB Clinton Portis	(16 gms., 12 starts / 273 att., 1508 yds., 5.5 avg., 15 TDs / 33 rec., 364 yds., 11.0 avg., 2 TDs)
2000	RB Mike Anderson	(16 gms., 12 starts / 297 att., 1487 yds., 5.0 avg., 15 TDs / 23 rec., 169 yds., 7.3 avg.)

NFL DEFENSIVE ROOKIE OF THE YEAR (AP)

2011	LB Von Miller	(15 gms., 15 starts / 64 tackles, incl. 50 solo, 11.5 sacks, -77 yds., 2 FF, 4 PD)
1991	LB Mike Croel	(13 gms., 10 starts / 84 tackles, incl. 55 solo, 10 sacks, -65 yds., 4 FF, 2 PD)

AFC OFFENSIVE PLAYER OF THE MONTH

(14 Total Winners—Award Initiated by NFL in 1986)

2013	QB Peyton Manning	December	(145-214, 67.8%, 1,755 yds., 19 TDs, 3 INTs, 116.5 rtg.)
2013	QB Peyton Manning	September	(117-156, 75.0%, 1,470 yds., 16 TDs, 0 INTs, 138.0 rtg.)
2012	QB Peyton Manning	December	(123-174, 70.7%, 1,399 yds., 11 TDs, 3 INTs, 108.4 rtg.)
2012	QB Peyton Manning	October	(77-104, 74.0%, 951 yds., 9 TDs, 1 INT, 126.7 rtg.)
2008	QB Jay Cutler	September	(102-157, 65.0%, 1,275 yds., 9 TDs, 4 INTs, 98.6 rtg.)
2001	QB Brian Griese	September	(60-93, 64.5%, 763 yds., 7 TDs, 2 INTs, 106.2 rtg.)
2000	RB Mike Anderson	December	(104 att., 516 yds., 5.0 avg., 8 TDs / 4 rec., 34 yds., 8.5 avg.)
2000	WR Rod Smith	November	(26 rec., 479 yds., 18.4 avg., 1 TD / 3 rush, 78 yds., 26 avg., 1 TD)
1998	RB Terrell Davis	October	(81 att., 512 yds., 6.3 avg., 6 TDs / 5 rec., 76 yds., 15.2 avg.)
1998	RB Terrell Davis	September	(94 att., 489 yds., 5.2 avg., 6 TDs / 4 rec., 22 yds., 5.5 avg.)
1997	QB John Elway	November	(94-149, 61.7%, 1,231 yds., 8 TDs, 0 INTs / 23 att., 60 yds., 2.6 avg.)
1997	RB Terrell Davis	September	(118 att., 605 yds., 5.1 avg., 4 TDs / 6 rec., 31 yds., 5.2 avg.)
1996	QB John Elway	October	(73-111, 65.8%, 935 yds., 10 TDs, 3 INTs / 18 att., 110 yds., 6.1 avg., 1 TD)
1996	RB Terrell Davis	September	(112 att., 573 yds., 5.1 avg., 4 TDs / 10 rec., 83 yds., 8.3 avg.)

AFC DEFENSIVE PLAYER OF THE MONTH

(9 Total Winners—Award Initiated by NFL in 1986)

2014	LB Von Miller	October	(7 sacks, -48.5 yds., 14 tackles, 1 PD)
2012	LB Von Miller	November	(8 sacks, -54 yds., 20 tackles, 3 FF)
2006	CB Champ Bailey	October	(3 INTs, 21 tackles, 9 PBUs)
2005	CB Champ Bailey	November	(3 INTs, 1 TD on INT return, 20 tackles, 5 PBUs)
2001	CB Deltia O'Neal	October	(6 INTs, 17 tackles)
1991	LB Simon Fletcher	December	(5 sacks, -39 yds., 15 tackles)
1989	LB Karl Mecklenburg	November	(4.5 sacks, -40 yds., 18 tackles)
1989	S Dennis Smith	October	(2 INTs, 22 tackles, 2 FF, 1 FR)
1986	DE Rulon Jones	October	(8.5 sacks, -142 yds., 33 tackles)

AFC SPECIAL TEAMS PLAYER OF THE MONTH

(8 Total Winners—Award Initiated by NFL in 1993)

2014	K Connor Barth	December	(10-11 FGs, 13-13 PATs, 43 pts.)
2013	PR/KR Trindon Holliday	September	(13 punt returns, 191 yds., 14.7 avg., 1 TD / 3 kick returns, 139 yds., 46.3 avg., 1 TD)
2011	K Matt Prater	Dec./Jan.	(6-7 FGs, 8-8 PATs, 26 pts., 11 touchbacks)
2009	PR/KR Eddie Royal	October	(8 punt returns, 134 yds., 16.8 avg., 1 TD / 5 kick returns, 158 yds., 31.6 avg., 1 TD)
2009	K Matt Prater	September	(7-9 FGs, 5-5 PATs, 26 pts., 7 touchbacks)
2005	P Todd Sauerbrun	October	(11-of-28 punts downed inside 20, 45.3 gross avg., 39.1 net avg.)
2004	KR Reuben Droughns	September	(8 kick returns, 244 yds., 30.5 avg.)
2001	K Jason Elam	November	(11-12 FGs, 5-5 PATs, 38 pts.)

NFL OFFENSIVE ROOKIE OF THE MONTH

2002	RB Clinton Portis	October	(79 att., 358 yds., 4.5 avg., 3 TDs / 11 rec., 98 yds., 8.9 avg., 1 TD)
2000	RB Mike Anderson	December	(104 att., 516 yds., 5.0 avg., 8 TDs / 4 rec., 34 yds., 8.5 avg.)
2000	RB Mike Anderson	September	(85 att., 403 yds., 4.7 avg., 3 TDs / 5 rec., 39 yds., 7.8 avg.)

NFL DEFENSIVE ROOKIE OF THE MONTH

2011	LB Von Miller	November	(31 tackles, 4.5 sacks and 2 PD)
2004	LB D.J. Williams	December	(40 tackles, 1 sack, 1 INT., 1 FF, and 4 PD)

AFC OFFENSIVE PLAYER OF THE WEEK

(57 Total Winners—Award Initiated by NFL in 1984)

2014	RB C.J. Anderson	Week 17	vs. Oakland	(13 att., 87 yds., 6.7 avg., 3 TDs / 2 rec., 20 yds., 10.0 avg.)
2014	QB Peyton Manning	Week 7	vs. San Francisco	(22-26, 84.6%, 318 yds., 4 TDs, 157.2 rtg.)
2014	WR Demaryius Thomas	Week 5	vs. Arizona	(8 rec., 226 yds., 28.3 avg., 2 TDs "Broncos rec.")
2014	TE Julius Thomas	Week 1	vs. Indianapolis	(7 rec., 104 yds., 14.9 avg., 3 TDs)
2013	QB Peyton Manning	Week 16	at Houston	(32-51, 62.7%, 400 yds., 4 TDs, 113.2 rtg.)
2013	WR Eric Decker	Week 13	at Kansas City	(8 rec., 174 yds., 21.8 avg., 4 TDs)
2013	WR Demaryius Thomas	Week 10	at San Diego	(7 rec., 108 yds., 15.4 avg., 3 TDs)
2013	QB Peyton Manning	Week 3	vs. Oakland	(32-37, 86.5%, 374 yds., 3 TDs, 135.8 rtg.)
2013	QB Peyton Manning	Week 1	vs. Baltimore	(27-42, 64.3%, 462 yds., 7 TDs, 141.1 rtg.)
2012	QB Peyton Manning	Week 17	vs. Kansas City	(23-29, 79.3%, 304 yds., 3 TDs, 144.8 rtg.)
2012	RB Knowshon Moreno	Week 15	at Baltimore	(22 att., 118 yds., 5.4 avg., 1 TD / 2 rec., 8 yds.)
2012	QB Peyton Manning	Week 6	at San Diego	(24-30, 80.1%, 309 yds., 3 TDs, 1 INT, 129.0 rtg.)
2009	WR Brandon Marshall	Week 14	at Indianapolis	(31-48, 72.9%, 9.5 avg., 2 TDs; "NFL rec")
2009	QB Kyle Orton	Week 5	vs. New England	(35-48, 72.9%, 330 yds., 2 TDs, 1 INT, 96.7 rtg.)
2008	QB Jay Cutler	Week 10	at Cleveland	(24-42, 57.1%, 447 yds., 3 TDs, 1 INT, 107.9 rtg.)
2008	WR Brandon Marshall	Week 2	vs. San Diego	(18 rec., 166 yds., 9.2 avg., 1 TD)
2005	WR Rod Smith	Week 15	at Buffalo	(11 rec., 137 yds., 12.5 avg., 1 TD)
2005	QB Jake Plummer	Week 8	vs. Philadelphia	(22-35, 62.9%, 309 yds., 4 TDs, 129.3 rtg.)
2004	QB Jake Plummer	Week 17	vs. Indianapolis	(22-30, 58.2%, 246 yds., 2 TDs, 105.7 rtg.)
2003	RB Clinton Portis	Week 14	vs. Kansas City	(22 att., 218 yds., 9.9 avg., 5 TDs / 2 rec., 36 yds., 18.0 avg.)
2003	TE Shannon Sharpe	Week 11	vs. San Diego	(7 rec., 101 yds., 14.4 avg., 3 TDs)
2003	QB Jake Plummer	Week 3	vs. Oakland	(14-21, 66.7%, 197 yds., 2 TDs, 128.5 rtg.)
2002	TE Shannon Sharpe	Week 7	at Kansas City	(12 rec., 214 yds., 17.8 avg., 2 TDs; "NFL TE rec")
2001	QB Brian Griese	Week 1	vs. N.Y. Giants	(21-29, 72.4%, 330 yds., 3 TDs, 144.3 rtg.)
2000	RB Mike Anderson	Week 14	at New Orleans	(37 att., 251 yds., 6.8 avg., 4 TDs; "NFL rookie rec.")
2000	RB Mike Anderson	Week 13	at Seattle	(30 att., 195 yds., 6.5 avg., 2 TDs / 2 rec., 14 yds.)
1999	RB Olandis Gary	Week 15	vs. Seattle	(22 att., 183 yds., 8.3 avg., 1 TD, 16 yds.)
1999	QB Brian Griese	Week 6	vs. Green Bay	(19-31, 61.3%, 363 yds., 2 TDs, 1 INT, 110.0 rtg.)
1998	RB Terrell Davis	Week 17	vs. Seattle	(29 att., 178 yds., 6.1 avg. / 2 rec., 17 yds., 1 TD)

BRONCOS ALL-TIME NFL HONORS, CONT.

1998	QB John Elway	Week 14	vs. Kansas City	(22-32, 68.8%, 400 yds., 2 TDs, 1 INT, 119.3 rtg.)
1998	RB Terrell Davis	Week 8	vs. Jacksonville	(31 att., 136 yds., 4.4 avg., 3 TDs / 5 rec., 76 yds.)
1998	RB Terrell Davis	Week 5	vs. Philadelphia	(20 att., 169 yds., 8.4 avg., 2 TDs)
1998	RB Terrell Davis	Week 2	vs. Dallas	(23 att., 181 yds., 8.3 avg., 3 TDs)
1997	QB John Elway	Week 10	vs. Seattle	(19-30, 63.3%, 252 yds., 2 TDs, 112.1 rtg.)
1997	RB Terrell Davis	Week 4	vs. Cincinnati	(27 att., 215 yds., 8.0 avg., 1 TD / 2 rec., 13 yds.)
1996	RB Terrell Davis	Week 12	at New England	(32 att., 154 yds., 4.8 avg., 2 TDs / 4 rec., 56 yds., 1 TD)
1996	RB Terrell Davis	Week 8	vs. Baltimore	(28 att., 194 yds., 6.9 avg., 2 TDs / 3 rec. 19 yds.)
1995	QB John Elway	Week 17	at Oakland	(24-41, 58.5%, 320 yds., 2 TDs, 1 INT, 89.5 rtg.)
1995	WR Anthony Miller	Week 7	vs. Oakland	(7 rec., 149 yds., 21.3 avg., 2 TDs)
1995	QB John Elway	Week 3	vs. Washington	(30-47, 63.8%, 327 yds., 2 TDs, 98.4 rtg.)
1994	QB John Elway	Week 9	vs. Cleveland	(30-41, 73.2%, 349 yds., 2 TDs, 114.8 rtg.)
1993	TE Shannon Sharpe	Week 15	vs. Kansas City	(10 rec., 65 yds., 6.5 avg., 3 TDs)
1993	QB John Elway	Week 12	vs. Pittsburgh	(18-25, 72%, 276 yds., 1 TD, 121.4 rtg.)
1993	QB John Elway	Week 10	at Cleveland	(17-23, 73.9%, 244 yds., 3 TDs, 147.5 rtg.)
1992	QB John Elway	Week 5	vs. Kansas City	(23-38, 60.5%, 311 yds., 2 TDs, 104.2 rtg.)
1992	QB John Elway	Week 1	vs. L.A. Raiders	(10-24, 41.7%, 171 yds., 1 INT, 49.1 rtg.)
1991	RB Gaston Green	Week 5	at Minnesota	(26 att., 158 yds., 6.1 avg. / 1 rec., 9 yds.)
1989	WR Vance Johnson	Week 12	vs. Seattle	(6 rec., 154 yds., 25.7 avg., 2 TDs)
1989	QB John Elway	Week 7	at Seattle	(18-35, 51.4%, 344 yds., 2 TDs, 104.9 rtg.)
1988	QB John Elway	Week 13	vs. L.A. Rams	(21-36, 58.3%, 272 yds., 3 TDs, 1 INT, 98.4 rtg.)
1988	RB Tony Dorsett	Week 2	vs. San Diego	(23 att., 113 yds., 4.9 avg., 1 TD)
1987	RB Joe Duke	Week 5	vs. L.A. Raiders	(23 att., 128 yds., 5.6 avg., 2 TDs)
1987	QB John Elway	Week 1	vs. Seattle	(22-32, 68.8%, 338 yds., 4 TDs, 1 INT, 129.9 rtg.)
1986	QB John Elway	Week 13	vs. Cincinnati	(22-34, 64.7%, 228 yds., 3 TDs, 113.4 rtg.)
1986	QB John Elway	Week 8	vs. Seattle	(18-32, 56.3%, 321 yds., 1 TD, 1 INT, 88.2 rtg.)
1984	QB John Elway	Week 10	vs. New England	(26-40, 65%, 315 yds., 3 TDs, 1 INT, 103.6 rtg.)
1984	QB Gary Kubiak	Week 9	at L.A. Raiders	(21-34, 61.8%, 206 yds., 1 TD, 88.6 rtg.)

AFC DEFENSIVE PLAYER OF THE WEEK

(27 Total Winners—Award Initiated by NFL in 1984)

2014	CB Aqib Talib	Week 15	vs. San Diego	(8 tackles, incl. 7 solo, 1 INT, 4 yds., 3 PD)
2013	CB D. Rodgers-Cromartie	Week 8	vs. Washington	(6 tackles, incl. 4 solo, 1 INT, 75 yds., TD, 3 PD)
2012	LB Von Miller	Week 11	vs. San Diego	(6 tackles, all solo, 3 sacks, -29 yds., 2 FF)
2012	LB Wesley Woodyard	Week 8	vs. New Orleans	(13 tackles, incl. 9 solo, 1 sack, -12 yds., 1 INT, 8 yds., 2 PD, 1 FF)
2012	CB Tracy Porter	Week 1	vs. Pittsburgh	(8 tackles, all solo, 1 INT, 43 yds., TD, 5 PD)
2011	LB Von Miller	Week 11	vs. N.Y. Jets	(10 tackles, incl. 9 solo, 1.5 sacks, -12 yds., 1 PD)
2009	CB Champ Bailey	Week 4	vs. Dallas	(8 tackles, all solo, 1 INT, 3 yds., 4 PD)
2007	DE Elvis Dumervil	Week 14	vs. Kansas City	(5 tackles, all solo, 3 sacks, -15 yds., 1 FF)
2005	S John Lynch	Week 17	at San Diego	(7 tackles, incl. 5 solo, 2 sacks, -12 yds., 2 FF)
2005	LB Al Wilson	Week 4	at Jacksonville	(6 tackles, incl. 4 solo, 1 sack, -2 yds., 2 FF)
2004	LB D.J. Williams	Week 16	at Tennessee	(7 tackles, incl. 5 solo, 1 INT, 10 yds., 3 PD)
2003	CB Denard Walker	Week 7	vs. New England	(6 tackles, incl. 5 solo, 2 INT, 39 yds., 1 TD)
2001	CB Deltha O'Neal	Week 4	vs. Kansas City	(2 tackles, both solo, 4 INT, 69 yds., 2 PD; *tied NFL rec.)
2000	CB Terrell Buckley	Week 6	at San Diego	(2 tackles, both solo, 2 INT, 64 yds., 2 PD)
1999	LB Glenn Cadrez	Week 11	vs. Oakland	(11 tackles, incl. 8 solo, 3 sacks, -16 yds.)
1998	CB Darrien Gordon	Week 13	at San Diego	(4 tackles, incl. 3 solo, 2 INT, 34 yds., 1 FR)
1998	CB Ray Crockett	Week 3	at Oakland	(5 tackles, all solo, 2 INT, 105 yds., 80-yd. TD, 2 PD)
1997	LB John Molk	Week 6	vs. New England	(15 tackles, incl. 12 solo, 1 INT, 13 yds., 1 TD, 1 FR)
1996	DE Alfred Williams	Week 3	vs. Tampa Bay	(3 tackles, all solo, 2 sacks, -14 yds., 2 FF, 1 FR)
1991	S Steve Atwater	Week 3	vs. Seattle	(7 tackles, incl. 6 solo, 1 INT, 1 yd., 1 FR)
1989	NT Greg Kragen	Week 10	at Kansas City	(6 tackles, incl. 5 solo, 1 sack, -9 yds., 1 FF)
1987	LB Karl Mecklenburg	Week 13	vs. New England	(8 tackles, incl. 7 solo, 2 INT, 25 yds.)
1986	CB Mike Harden	Week 9	at L.A. Raiders	(5 tackles, incl. 4 solo, 2 INT, 64 yds., 40-yd. TD, 3 PD)
1986	LB Karl Mecklenburg	Week 4	vs. New England	(11 tackles, incl. 9 solo, 2 sacks, -23 yds.)
1985	LB Karl Mecklenburg	Week 13	at Pittsburgh	(6 tackles, all solo, 4 sacks, -18 yds.)
1985	CB Louis Wright	Week 11	vs. San Diego	(3 tackles, all solo, 1 INT, 16 yds., 60-yd. blocked FG ret. TD in OT)
1984	S Steve Foley	Week 7	vs. Green Bay	(8 tackles, incl. 5 solo, 1 INT, 20 yds., 22-yd. FR for TD)


AFC SPECIAL TEAMS PLAYER OF THE WEEK

(25 Total Winners—Award Initiated by NFL in 1993)

2013	K Matt Prater	Week 14	vs. Tennessee	(3-3- FGS, 25/64/19, 6-6 PAT, 15 pts., 8 KO for touchback)
2013	PR/KR Trindon Holliday	Week 2	at N.Y. Giants	(1 KOR, 121 yds., 30.3 avg., 1 TD)
2012	PR/KR Trindon Holliday	Week 9	at Cincinnati	(2 KOR, 119 yds., 59.5 avg., 1 TD)
2012	K Matt Prater	Week 4	vs. Oakland	(3-3 FGS, 21/43/53, 4-4 PAT, 13 pts., 8 KO for touchback)
2011	K Matt Prater	Week 14	vs. Chicago	(2-3 FGS, 59/51, 1-1 PAT, 7 pts., 2 KO for touchback)
2011	PR/KR Eddie Royal	Week 9	at Oakland	(1 PR, 85 yds., 85.0 avg., 1 TD)
2009	K Matt Prater	Week 12	vs. N.Y. Giants	(4-4 FGS, 26/32/47/24, 2-2 PAT, 14 pts., 5 KO for touchback)
2009	PR/KR Eddie Royal	Week 6	at San Diego	(3 PR, 77 yds., 25.7 avg., 1 TD / 5 KOR, 158 yds., 31.6 avg., 1 TD)
2008	K Matt Prater	Week 5	vs. Tampa Bay	(3-3 FGS, 55/40/27, 4-1 PAT, 10 pts., 4 KO for touchback)
2007	PR Glenn Martinez	Week 11	vs. Tennessee	(2 PR, 80 yds., 40.0 avg., 80-yd. PR for a TD)
2007	K Jason Elam	Week 2	vs. Oakland	(3-4 FGS, 23/20/23, 2-2 PAT, 11 pts.; game-winner in OT)
2005	P Todd Sauerbrun	Week 6	vs. New England	(7 punts, 366 yds., 52.3 avg., 46.9 net., 2 IN20, 66LG)
2004	K Jason Elam	Week 1	at Tampa Bay	(3-3 FGS, 49/50/23, 1-1 PAT, 10 pts.; game-winner)
2004	P/K Micah Knorr	Week 1	vs. Kansas City	(2 punts, 113 yds., 56.5 avg., 43.3 net., 1 IN20, 66LG, 6 KO for TB)
2003	K Jason Elam	Week 15	vs. Cleveland	(3-3 FGS, 51/36/25, 2-2 PATs, 11 pts.; game-winner in OT)
2001	P Tom Rouen	Week 9	vs. San Diego	(6 punts, 319 yds., 53.2 avg., 52.3 net., 5 IN20, 62LG)
2000	LB Ian Gold	Week 11	vs. Oakland	(blocked a punt and returned it 12 yds. for a TD, 2 tackles)
1998	K Jason Elam	Week 9	at San Diego	(4-4 FGS, 24/41/44/55, 3-3 PATs, 15 pts.)
1998	KR Vaughn Hebronn	Week 16	at Miami	(4 KOR, 158 yds., 39.5 avg., 95-yd. KOR for a TD)
1998	KR Vaughn Hebronn	Week 9	at Cincinnati	(6 KOR, 161 yds., 26.8 avg., blocked a punt)
1998	K Jason Elam	Week 8	vs. Jacksonville	(3-3 FGS, 31/32/63*, 4-4 PATs, 13 pts.; *NFL rec.)
1997	PR Darrien Gordon	Week 11	vs. Carolina	(5 PR, 168 yds., 33.6 avg., 2 PR TDs in 1st qtr.; *tied NFL rec.)
1995	KR Glyn Milburn	Week 15	vs. Seattle	(404 total yds., 131 rush, 45 rec., 95 PR, 133 KOR; *NFL rec.)
1995	KR Glyn Milburn	Week 12	vs. San Diego	(2 PR, 20 yds., 10.0 avg., 4 KOR, 177 yds., 44.3 avg.)
1994	DE Shane Dronett	Week 14	at Kansas City	(Blocked 37-yd. FG attempt with :02 remaining to forced OT)
1993	RB Reggie Rives	Week 15	vs. Kansas City	(1 tackle, blocked a punt to set up go-ahead TD in 4th)

RETIRED JERSEY NUMBERS

The Denver Broncos have retired three jersey numbers in their 55-year history: the No. 7 worn by quarterback John Elway (1983-98), the No. 18 worn by quarterback Frank Tripucka (1960-63) and the No. 44 worn by running back Floyd Little (1967-75). The most recent addition was Elway's, retired on Sept. 13, 1999, in a ceremony at halftime of the Broncos' season-opening game vs. Miami.



John Elway

John Elway, who wore number 7 from 1983-98, led the Broncos to five Super Bowl appearances and two World Championships and retired ranked second in nearly every all-time NFL passing category. Inducted into the Pro Football Hall of Fame in 2004, he passed for 51,475 yards and 300 touchdowns in his 16-year career and retired as the all-time winningest starting quarterback in NFL history with a career mark of 148-82-1 (.643). Elway was named Most Valuable Player of Super Bowl XXXIII, leading Denver to its second consecutive World Championship with a 34-19 defeat of the Atlanta Falcons, becoming the first player in NFL history to close his career by earning Super Bowl MVP honors in his final game. His image was forged early in his career as he developed a reputation for leading the Broncos to victory against seemingly insurmountable odds. Elway directed the Broncos on an NFL-record 47 fourth-quarter or overtime, game-winning or game-saving drives in his legendary career. Elway was inducted into the Denver Broncos' Ring of Fame in 1999—the first inductee for whom the customary five-year waiting period was waived. *The only other players to wear No. 7 in franchise history were quarterbacks Mickey Slaughter (1963-66) and Craig Morton (1977-82).*

7



Frank Tripucka

Frank Tripucka, who wore number 18 from 1960-63, was Denver's first quarterback and helped lay the foundation for the club's future success. One of the original Broncos, Tripucka played in the American Football League All-Star Game in 1962 and passed for 7,676 yards in his Denver career. His best statistical season came in 1960 when he completed 248-of-478 passes (51.9%) for 3,038 yards with 24 touchdowns. Tripucka's career passing total still ranks eighth in franchise history, and his single-game record of 447 yards at Buffalo on Sept. 15, 1962, remained the franchise record until broken in 2000. He ranks eighth in completions (662) and sixth in attempts (1,277) as well as eighth in touchdown passes (51) in club history while also guiding Denver to its first .500 season with a 7-7 mark in 1962. Tripucka was inducted into the Broncos' Ring of Fame in 1986. *Tripucka is the only player in Broncos history to wear No. 18 (he gave his blessing to quarterback Peyton Manning to wear the number when he signed with Denver in March 2012).*

18



Floyd Little

Floyd Little, who wore number 44 from 1967-75 with the Denver Broncos as well as during his legendary college career at Syracuse, retired as the Broncos' all-time career leader in rushing yards (6,323) and total touchdowns (54). He held both marks until 1998 when they were eclipsed by Terrell Davis, and he was the club's all-time leader in career combined yardage (12,173) until he was passed by Rod Smith in 2006. Inducted into the Pro Football Hall of Fame in 2010, Little was All-AFL in 1969, played in two AFL All-Star Games (1968, '69) and was named to three Pro Bowls (1970-71, '73). When Little retired, he ranked seventh in NFL history in career rushing yards. He joined the Broncos in 1967 as the club's No. 1 draft choice, becoming the first No. 1 pick to sign with the team in its eight-year history. During his career, Little helped the Broncos to their first winning seasons in 1973 and '74 with back-to-back 7-5-2 and 7-6-1 marks, and he retired in 1975 with Denver just two years away from its first Super Bowl appearance. He was inducted into the club's Ring of Fame as part of its inaugural class in 1984. *The only other players to wear No. 44 in franchise history were defensive back Miller Farr in 1965 and halfback Bruce Starling in 1963.*

44

BRONCOS IN THE PRO FOOTBALL HALL OF FAME

JOHN ELWAY, QB

INDUCTED: 2004

Full Bio appears on p. 669



Quarterback **John Elway** was the Broncos' first inductee into the Pro Football Hall of Fame to have spent his entire career with the club, playing a franchise-record 16 seasons (1983-1998). Elected on Jan. 31, 2004, and inducted on Aug. 8, 2004, as a "first-ballot" Hall of Famer, Elway is arguably the best quarterback to have played the game.

A nine-time Pro Bowl choice who retired as the NFL's all-time leader in wins (148) among quarterbacks, Elway capped his career with back-to-back World Championships and started in five Super Bowls. Elway, who ranks sixth in NFL history in career passing yards (51,475) and seventh in touchdown passes (300), holds an NFL-record 47 fourth-quarter or overtime game-winning or game-tying drives.

GARY ZIMMERMAN, T

INDUCTED: 2008

Full Bio appears on p. 681



Tackle **Gary Zimmerman** was the second Pro Football Hall of Fame inductee to have spent a primary portion of his career with the Denver Broncos. Elected on Feb. 2, 2008, and inducted on Aug. 2, 2008, Zimmerman played five seasons in Denver from 1993-97, helping the Broncos win Super Bowl XXXII during the 1997 campaign for the club's first-ever World Championship. One of a handful of players named to two NFL All-Decade Teams (1980s and '90s) and a seven-time Pro Bowl selection who started all 184 career games played, Zimmerman joined the Broncos in a trade from Minnesota on Aug. 24, 1993, after playing his first seven years with the Vikings.

Zimmerman started all 76 career games played with Denver and earned three Pro Bowl selections (1994-96) as a key component of offenses that led the NFL in total yards twice (1996-97) and recorded three consecutive top-5 league rushing rankings (1995-97).

FLOYD LITTLE, RB

INDUCTED: 2010

Full Bio appears on p. 672



Running Back **Floyd Little**, elected to the Pro Football Hall of Fame on Feb. 6, 2010, and inducted on Aug. 7, 2010, spent all nine of his professional seasons with the Broncos from 1967-75 and ranked seventh on the NFL's all-time rushing list (6,323 yards) and eighth on its all-time combined yards list (12,173 yards) at the time of his retirement. Selected by Denver with the sixth overall pick in the 1967 draft from Syracuse University, Little was the first No. 1 draft choice to sign with the Broncos and made five All-Star appearances (3 Pro Bowls, 2 AFL All-Star) with the team.

A 1984 Broncos Ring of Fame inductee, Little led the Broncos in rushing for a club-record seven consecutive seasons from 1967-73, including 1971 when he captured the NFL's rushing crown with 1,133 yards. His eight years with at least 1,000 combined yards tied for second in league history at the time of his retirement and currently rank second in Broncos annals.

SHANNON SHARPE, TE

INDUCTED: 2011

Full Bio appears on p. 676



Tight end **Shannon Sharpe** became the third former Bronco to be elected to the Pro Football Hall of Fame in three seasons when he was selected on Feb. 5, 2011. Inducted into the Hall of Fame on Aug. 6, Sharpe played 12 seasons for the Broncos (1990-99, 2002-03) and two years with the Ravens (2000-01), winning three Super Bowls and finishing his career as the NFL's all-time leader in receptions (815), receiving yards (10,060) and receiving touchdowns (62) by a tight end.

Selected by Denver in the seventh round of the 1990 NFL Draft, Sharpe set a league record at his position with eight Pro Bowls (7 as a Bronco) and was named to the 1990s NFL All-Decade Team. A four-time first-team Associated Press All-Pro who was inducted into the Broncos Ring of Fame in 2009, Sharpe has participated in more overall wins (137) than any tight end in NFL history and ranks second in team history in receptions (675), receiving yards (8,439) and receiving touchdowns (55).

OTHER PRO FOOTBALL HALL OF FAME MEMBERS WITH BRONCOS TIES

- **CB Willie Brown** (Inducted 1984): Played for the Broncos from 1963-66 and was named All-American Football League in 1964 before being traded to Oakland and playing 12 seasons with the Raiders.
- **RB Tony Dorsett** (Inducted 1994): Best known for his brilliant 11-year tenure with the Dallas Cowboys, he ended his playing career in Denver from 1988-89 and finished his career second on the all-time rushing list with 12,739 yards.
- **Fred Gehrke** (Hall of Fame Pioneer Award, 1972): Sixteen-year team employee and Broncos General Manager from 1977-80. As a Los Angeles Rams halfback in 1948, he painted golden rams' horns on his team's helmets and thus started the trend toward today's colorful, uniquely-decorated helmets worn by all NFL teams.
- **Stan Jones** (Inducted 1991): Honored for his 12-year playing career, he coached Denver's defensive line for 18 years (1967-71, '76-88).
- **Doak Walker** (Inducted 1986): Honored for his six-year playing career, he coached Denver's wide receivers in 1966.

DENVER BRONCOS RING OF FAME PROFILES



The Denver Broncos Ring of Fame, which is displayed on the Level 5 façade of Sports Authority Field at Mile High, was created by Owner Pat Bowlen in 1984 to honor former players and administrators who played significant roles in the franchise's history.

A total of 28 individuals have been honored as Ring of Famers, including Mr. Bowlen, who in 2015 became the most recent individual to be elected.

Inductees of the distinguished membership are also featured on 8-foot bronze and steel pillars in Ring of Fame Plaza at Sports Authority Field at Mile High.

DENVER BRONCOS RING OF FAME

Name	Pos.	Years	Inducted	Name	Pos.	Years	Inducted
Pat Bowlen	Owner	1984-present	2015	Tom Jackson	LB	1973-86	1992
Dan Reeves	Coach	1981-92	2014	Randy Gradishar	LB	1974-83	1989
Rick Upchurch	WR/Ret.	1975-83	2014	Craig Morton	QB	1977-82	1988
Gene Mingo	HB/K	1960-64	2014	Haven Moses	WR	1972-81	1988
Tom Nalen	C	1994-2008	2013	Jim Turner	K	1971-79	1988
Rod Smith	WR	1994-2007	2012	Billy Thompson	S	1969-81	1987
Shannon Sharpe	TE	1990-99, '02-03	2009	Charley Johnson	QB	1972-75	1986
Terrell Davis	RB	1995-2002	2007	Paul Smith	DT	1968-78	1986
Steve Atwater	S	1989-98	2005	Frank Tripucka	QB	1960-63	1986
Gary Zimmerman	T	1993-97	2003	Gerald H. Phipps	Owner	1961-81	1985
Karl Mecklenburg	LB	1983-94	2001	"Goose" Gonsoulin	S	1960-66	1984
Dennis Smith	S	1981-94	2001	Rich Jackson	DE	1967-72	1984
John Elway	QB	1983-98	1999	Floyd Little	RB	1967-75	1984
Louis Wright	CB	1975-86	1993	Lionel Taylor	WR	1960-66	1984





STEVE ATWATER

6-3 • 217 • ARKANSAS

YEAR INDUCTED: 2005

YEARS WITH BRONCOS: 1989-98

SAFETY




27

Steve Atwater was inducted as the 20th member of the Broncos' Ring of Fame in 2005 after a brilliant 10-year career with the club from 1989-98. Regarded as one of the toughest safeties in the NFL during his playing days, Atwater was voted to a franchise record-tying seven consecutive Pro Bowls from 1990-96, and his eight career Pro Bowl selections are the second most by a player in Broncos history. Selected by the Broncos in the first round (20th overall) of the 1989 NFL Draft from the University of Arkansas, Atwater was a consensus All-Rookie selection and was named NFL Defensive Rookie of the Year by *Football Digest* during his first professional season on a club that advanced to Super Bowl XXIV. He went on to serve as a key leader on the Broncos' back-to-back Super Bowl championship teams from 1997-98 and was voted an All-Pro by the Associated Press from 1991-92 and in 1996. He started all 155 regular-season games he played with Denver, a total that ranks 10th in franchise history. Atwater also recorded 24 interceptions that rank ninth in Denver history and 408 interception return yards that rank seventh in club annals. He led the Broncos in tackles during two seasons (1993 and '95) and finished second on the club in that category five times during his career. Atwater's play against Green Bay in Super Bowl XXXII, a game in which he totaled six tackles, one sack, one forced fumble and two pass breakups, was instrumental in Denver winning its first-ever World Championship. The safety ranks second to only John Elway in career postseason starts by a Bronco as he started all 14 playoff appearances, including three Super Bowls and four AFC Championship Games. Atwater, who was a three-time All-Southwest Conference selection and a two-time All-American at Arkansas, played one season with the New York Jets in 1999 following his Broncos career.



ATWATER'S NFL CAREER RECORD

Games	Starts	Solo	Assist	Total	Sacks	Int.	Yds.	Avg.	TD
167	166	854	502	1,356	5.0	24	408	17.0	1




PAT BOWLEN

YEAR INDUCTED: 2015


YEARS WITH BRONCOS: 1984-PRESENT

OWNER



Broncos Owner Pat Bowlen was elected as the newest member of the team's Ring of Fame in 2015—his 32nd season with the franchise. One of two owners and one of just three non-players elected to the Ring of Fame, Mr. Bowlen has guided the Broncos to an unprecedented period of success during his three-plus decades in Denver. The only owner in NFL history to achieve 300 overall victories during his first 30 seasons, Mr. Bowlen has totaled the most regular-season wins (301), overall wins (319), winning seasons (19) and playoff appearances (17) among his colleagues since he purchased the team in 1984. The Broncos are the only NFL team to post at least 90 wins in each of the last three decades while posting the fewest losing seasons (5) during that span. Mr. Bowlen's six Super Bowl appearances rank second all-time among NFL owners. The Broncos' back-to-back titles in 1997 and '98 make him one of just 11 owners in history with multiple World Championships. Denver's success and recognition nationally was confirmed by a 2014 Harris poll that named the Broncos "America's Team." Locally, the Broncos have operated with the best homefield advantage in the NFL during Mr. Bowlen's ownership, ranking first in the league in home winning percentage (.730 / 181-67). The team also has sold out every regular season and playoff contest as part of the team's NFL-record 369-game sellout streak dating back to 1970. In addition to his unmistakable impact with the Denver Broncos, Mr. Bowlen has had a profound influence on the growth of the NFL. He has served on nine league committees during his ownership, helping negotiate record-breaking television contracts and ensuring years of labor peace with several extensions to the NFL's Collective Bargaining Agreement. Mr. Bowlen's championship mentality—to be "No. 1 in everything"—includes an unwavering commitment to the community. As chairman of the board of Denver Broncos Charities, he has donated more than \$25 million to charitable organizations in the Denver area since the inception of that fund in 1993. Pat Bowlen earned degrees in both business (1965) and law (1968) from the University of Oklahoma. After successful careers in oil, gas and real estate, he purchased the Denver Broncos in 1984.





TERRELL DAVIS

5-11 • 210 • GEORGIA

YEAR INDUCTED: 2007

YEARS WITH BRONCOS: 1995-2002

RUNNING BACK



30

Terrell Davis was inducted as the 21st member of the Ring of Fame in 2007 after establishing himself as the Denver Broncos' all-time leading rusher while spending his entire eight-year career with the team from 1995-2002. Selected by the Broncos in the sixth round (196th overall) of the 1995 NFL Draft from the University of Georgia, Davis rushed for at least 1,000 yards in each of his first four seasons, including the 1998 campaign in which he totaled the fourth-most rushing yards (2,008) in a season in NFL history to earn league MVP honors. That year, he also set a club record with 21 rushing scores. The three-time Pro Bowl and first-team All-Pro selection (1996-98) finished his career with a franchise-record 7,607 rushing yards and 60 rushing touchdowns on 1,655 carries (4.6 avg.) in 78 regular-season games (77 starts) as a key member of the Broncos' back-to-back Super Bowl championship teams (1997-98). His 97.5-yard rushing average in regular-season games is the fourth best in NFL history (min. 75 games), trailing only Jim Brown, Barry Sanders and Adrian Peterson. A finalist for the Pro Football Hall of Fame in 2005, Davis owns three of the top-five single-season rushing outputs in Broncos annals as well as the club's single-season scoring record for a non-kicker (138 pts., 1998). In the postseason, Davis was equally as impressive, totaling at least 100 rushing yards in seven of his eight career playoff appearances, including his 157-yard, three-rushing touchdown performance against Green Bay in Super Bowl XXXII to earn game MVP honors. He averaged an NFL-record (min. 5 games) 142.5 rushing yards per game in the postseason for his career, totaling a club-record 1,140 rushing yards on 204 carries (5.6 avg.) with 12 touchdowns. Davis, who played his first collegiate season at Long Beach State before transferring to Georgia, ranks first in Broncos history in career 100-yard rushing games (41), first in rushing touchdowns (60), second in overall touchdowns (65) and second in yards from scrimmage (8,887).



DAVIS' NFL CAREER RECORD

RUSHING						RECEIVING				
Games	Starts	No.	Yds.	Avg.	LG	TD	No.	Yds.	Avg.	LG
78	77	1,655	7,607	4.6	71t	60	169	1,280	7.6	35
										5



JOHN ELWAY

6-3 • 215 • STANFORD

YEAR INDUCTED: 1999

YEARS WITH BRONCOS: 1983-98

QUARTERBACK



7

John Elway, a two-time Super Bowl champion, a member of the Hall of Fame Class of 2004 and the most accomplished player in Denver Broncos history, was elected to the franchise's Ring of Fame in 1999. The only player for whom the customary wait for Ring of Fame induction was waived, Elway finished his magnificent career completing 4,123-of-7,250 passes (56.9%) for 51,475 yards with 300 touchdowns and 226 interceptions. A starter in five Super Bowls overall, Elway capped his playing days with Super Bowl XXXIII Most Valuable Player honors after helping the Broncos capture the second of back-to-back World Championships following the 1998 season. Elway, who retired as the NFL's all-time winningest starting quarterback (148-82-1 / .643) was voted to a franchise-record nine Pro Bowl appearances (1986, '87, '89, '91, '93, '94, '96, '97 and '98) and as a starter six times. He was the NFL's Most Valuable Player in 1987 and AFC Player of the Year in 1993. Elway was named the Edge NFL Man of the Year for 1992 and was inducted into the Colorado Sports Hall of Fame in 1999 while also being named to the NFL's All-Decade team for the 1990s (first team). He generated 4,771 of the 5,806 points (82.2%) scored by the Broncos during his 16-year tenure with the club. Elway ranks No. 1 in NFL history in fourth-quarter, game-winning or game-saving drives with 47 (46-0-1 record) and had 36 career 300-yard passing games in the regular season. He started 2,595 drives as a pro and was replaced just 10 times due to injury (.039%). Elway's No. 7 jersey was retired on Sept. 13, 1999. Selected as the No. 1 overall pick in the 1983 NFL Draft, Elway concluded his collegiate career at Stanford University with five major NCAA Division I-A records and nine major Pacific-10 Conference marks.



ELWAY'S NFL CAREER RECORD

Games	Starts	Att.	Comp.	Yards	Pct.	TD	INT	LG	Rtg.
234	231	7,250	4,123	51,475	56.9	300	226	86	79.9



AUSTIN "GOOSE" GONSOULIN

6-3 • 210 • BAYLOR

YEAR INDUCTED: 1984

YEARS WITH BRONCOS: 1960-66

SAFETY



23

Austin "Goose" Gonsoulin was one of the four original Ring of Fame inductees in 1984 and was recognized for his splendid play at safety for seven seasons. Gonsoulin was one of the original Broncos from the 1960 season and was one of three original Broncos still with the team at the start of his final year with the club in 1966. At the end of his Broncos career, he was the all-time American Football League leader in interceptions with 43 and still ranks second in club history in that category. His 11 pickoffs in 1960 as a rookie are still a Denver club record, and he shares the team and NFL record for interceptions in a game with four, a feat he accomplished on Sept. 18, 1960, at Buffalo. He also had three interceptions in a game against Kansas City on Oct. 11, 1964. Gonsoulin led the Broncos in interceptions four times in his career, including in consecutive seasons from 1962-63, and currently ranks fifth in club history with 542 career interception return yards. He was an All-AFL choice in 1960, '62 and '63 while also being named to the AFL All-Star Game from 1961-64 and in '66. His amazing durability and toughness enabled him to start 61 consecutive games at one point in his career. Gonsoulin played one season with San Francisco in 1967 after his Broncos career concluded. A native of Port Arthur, Texas, he was captain of his college team at Baylor University.



GONSOULIN'S NFL CAREER RECORD

Games	Starts	Sacks	Int.	Yds.	Avg.	TD
108	N/A	N/A	46	551	12.0	2



RANDY GRADISHAR

6-3 • 233 • OHIO STATE

YEAR INDUCTED: 1989


YEARS WITH BRONCOS: 1974-83

LINEBACKER



53

Randy Gradishar was the only Ring of Fame inductee in 1989 in recognition of his outstanding 10-year career (1974-83) at linebacker for the Broncos. He was among the 15 finalists for the Pro Football Hall of Fame balloting in 2003 and 2008 as well as one of the 25 semifinalists for the Class of 2004, 2005, 2006 and 2007. Gradishar earned seven Pro Bowl selections, a total that was the most by a Bronco at the end of his career (currently ties for fourth), and he is the Broncos' all-time leader in tackles with 2,049. He led the Broncos in tackles for a franchise-record nine consecutive years from 1975-83 and averaged 222 tackles per season during that stretch. His 286 tackles during the 1978 campaign still stand as the Broncos' single-season record. Selected by the Broncos in the first round (14th overall) of the 1974 NFL Draft, Gradishar never missed a game, playing in 145 in a row. He accounted for 33 turnovers (20 INTs, 13 FR) during his 10-year career, and that total tied for the fourth most by an NFL linebacker in that span. Voted the NFL Defensive Player of the Year in 1978 by AP, UPI, *Pro Football Weekly* and NEA (George Halas Award), Gradishar helped the Broncos to four playoff berths (1977-79, '83), two division titles (1977-78) and an appearance in Super Bowl XII during the 1977 season. His teammates also voted him defensive MVP in 1978 and '80. While at Ohio State, Gradishar was referred to by Head Coach Woody Hayes as "the best linebacker I ever coached at Ohio State." A three-year starter for the Buckeyes and a consensus All-American as a senior, Gradishar received Academic All-America honors in college. He was president of the Denver Broncos Youth Foundation from 1982-92 and was inducted into the College Football Hall of Fame in 1998.



GRADISHAR'S NFL CAREER RECORD

Games	Starts	Tackles	Sacks	Int.	Yds.	Avg.	TD	Fum. Rec.	Fum. TD	Def. TD
145	134	2,049	19.5	20	335	16.8	3	13	1	4



RICH JACKSON

6-3 • 255 • SOUTHERN

YEAR INDUCTED: 1984

YEARS WITH BRONCOS: 1967-72

DEFENSIVE END



1967-87

Rich Jackson was one of the four original Ring of Famers who were inducted in 1984 and was recognized for his six outstanding seasons with the Broncos from 1967-72. He was considered by many as the best defensive end in professional football during his prime. Known as "Tombstone," Jackson was the first Bronco to be named to the All-NFL first team in 1970. His 43 sacks as a Bronco were the most by any player in club history at the conclusion of his career. He entered the AFL in 1966 with Oakland, playing in five games, before spending the next six seasons with Denver after the Broncos acquired him in a trade. Jackson posted his career high in quarterback sacks in 1969 with 11 and had 10 sacks in both '68 and '70. He was voted All-AFL in 1968 and '69 in addition to starting in the 1970 Pro Bowl. He made the Pro Bowl again in 1971 despite playing in only seven games due to a knee injury that eventually forced him out of football. That season, he was graded by the Broncos' coaches as the team's most efficient tackler as he made the stop on 97 percent of his opportunities. Tabbed the Colorado Sports Hall of Fame Pro Athlete of the Year in 1970, Jackson played the first four games of the 1972 season with the Broncos before being traded to Cleveland for a 1973 third-round draft choice (Paul Howard). He played in each of the final 10 games for the Browns in 1972 during his final NFL season. He was a standout end at Southern University on both sides of the ball and also was the NAIA shot-put champion.



JACKSON'S NFL CAREER RECORD

Games	Starts	Sacks	Int.	Yds.	Avg.	TD
82	N/A	N/A	0	0	0.0	0



TOM JACKSON

5-11 • 220 • LOUISVILLE

YEAR INDUCTED: 1992

YEARS WITH BRONCOS: 1973-86

LINEBACKER



1973-86

Tom Jackson was the only player inducted into the Denver Broncos Ring of Fame in 1992. "TJ" always was one of the most popular players among his teammates, who voted him most inspirational player six consecutive seasons (1981-86). Selected by the Broncos in the fourth round (88th overall) of the 1973 NFL Draft from the University of Louisville, Jackson finished his 14-year career (1973-86) having played the most games in Broncos history at 191 and currently stands fourth on that list. He also finished his career tied for second in games started by a Bronco with 177 (currently tied for fourth) and is one of only five Broncos to wear the Denver uniform for at least 14 seasons. Jackson, who started every possible game in a season seven times for his career, made three consecutive Pro Bowl appearances from 1977-79 and was named first-team All-Pro twice (1977-78). He also was named by his teammates as Denver's defensive MVP in 1974, '76 and '77. The linebacker helped the Broncos to six playoff berths (1977-79, '83-84, '86), four division titles (1977-78, '84, '86) and two Super Bowls (XII in 1977, XXI in '86). He was a key member of the 1977 squad that posted a 12-2 regular-season record en route to earning the franchise's first-ever playoff berth and advancing to Super Bowl XII against the Cowboys. Jackson is tied with fellow Ring of Famer Randy Gradishar for the most interceptions by a linebacker with 20, a career total that currently ties for the 10th highest by any player in club annals. His seven interceptions in 1976 mark the highest single-season total by a linebacker in Broncos history. Jackson finished among Denver's top five tacklers during 11 consecutive seasons from 1974-84 and recorded a career-high 169 stops in 1980. Upon his retirement following the 1986 season, he was fifth on the Broncos' all-time sack list with 44 and currently is 10th on that chart. Jackson joined the Broncos after a standout career at Louisville, where he was a three-time all-conference selection.



JACKSON'S NFL CAREER RECORD

Games	Starts	Sacks	Int.	Yds.	Avg.	TD
191	177	44.0	20	340	17.0	3



CHARLEY JOHNSON

6-1 • 200 • NEW MEXICO STATE

YEAR INDUCTED: 1986

YEARS WITH BRONCOS: 1972-75

QUARTERBACK



12

Charley Johnson was one of three inductees into the Denver Broncos Ring of Fame in 1986 along with fellow quarterback Frank Tripucka and defensive end Paul Smith. Johnson came to Denver in 1972 from Houston in exchange for a third-round draft choice, and the trade at that time was regarded as the most important in franchise history. He quarterbacked the Broncos to their first winning season (7-5-2 in 1973), a landmark moment in the first 14 years of club annals. Johnson set a Broncos record for passing accuracy in 1974 by completing 55.7 percent of his attempts. He made the All-AFC team picked by UPI and *Pro Football Weekly* after the 1973 season while being chosen by his teammates as the Broncos' most valuable offensive player. Johnson once threw for 445 yards in a game (vs. Kansas City, 11/18/74), marking the second-highest single-game passing total in team history at the time, and recorded four 300-yard passing games for his career. He also threw a touchdown pass in 10 consecutive games from 1973-74. He finished his Broncos career with 7,238 passing yards, which currently rank ninth in team history, and 52 touchdown passes, which currently rank seventh in club annals. He had a 20-18-3 (.524) record as a starter with Denver and averaged an impressive 7.46 yards per pass attempt. A draft choice of the St. Louis Cardinals, Johnson played his first professional season with that club in 1961 and set many passing records during nine years with the team. He was traded to Houston before the 1970 season and was with the Oilers for two years before joining the Broncos. Johnson was a star quarterback at New Mexico State University, where he led his team to two Sun Bowl titles.



JOHNSON'S NFL CAREER RECORD

Games	Starts	Att.	Comp.	Yards	Pct.	TD	INT	LG	Rtg.
165	124	3,392	1,737	24,410	51.2	170	181	90t	69.2



FLOYD LITTLE

5-10 • 196 • SYRACUSE

YEAR INDUCTED: 1984

YEARS WITH BRONCOS: 1967-75

RUNNING BACK



44

Floyd Little, named to the Pro Football Hall of Fame Class of 2010, was one of the four original Denver Broncos Ring of Fame inductees from 1984 and joins John Elway and Frank Tripucka as one of three Broncos whose jersey number is retired. A first-round (sixth overall) draft choice of the Broncos in 1967 from Syracuse University, Little was the first No. 1 draft pick ever signed by the Broncos and was widely regarded as "The Franchise" for much of his nine-year career in which he established himself as Denver's first serious threat at running back. A Pro Bowl participant from 1970-71 and in '73, Little twice played in the AFL All-Star Game (1968-69) and was named the Colorado Sports Hall of Fame Pro Athlete of the Year in 1972. He finished his Broncos career ranked No. 1 on the franchise's all-time list for rushing attempts (1,641), rushing yards (6,323) and rushing touchdowns (43), and he now ranks second in each behind Terrell Davis. Among professional football players from 1967-75, only O.J. Simpson totaled more rushing yards than Little, who also posted the fourth-most rushing scores in football during that time. He led Denver in rushing for seven consecutive seasons from 1967-73, marking the longest such streak in club history, and at the time of his retirement ranked seventh in NFL annals in career rushing yards. In 1971, Little led the NFL in rushing with a career-best 1,133 yards after capturing the AFC rushing crown a year earlier with 901 yards in 1970. He set a Broncos career record with 54 total touchdowns (43 rush, 9 rec., 2 ret.) that currently rank fourth on their all-time list while finishing his career third on their all-time scoring list with 324 points (currently 10th). He also set a team record with 12,173 career all-purpose yards, a mark that stood until Rod Smith passed him in 2006, and finished his career as the Broncos' all-time leader in career kickoff return yards (2,523—currently second). A three-time All-American at Syracuse, Little followed in the footsteps of Jim Brown and Ernie Davis as a superstar tailback for the Orangemen. He shattered most of the records set by his predecessors, rushing for 2,704 yards, totaling 582 receiving yards, returning punts for 845 yards and kickoffs for 797 yards, and recording 19 passing yards—for a total of 4,947 yards.



LITTLE'S NFL CAREER RECORD

RUSHING							RECEIVING					KICK RETURNS				
Games	Starts	No.	Yds.	Avg.	LG	TD	No.	Yds.	Avg.	LG	TD	No.	Yds.	Avg.	LG	TD
117	93	1,641	6,323	3.9	80t	43	215	2,418	11.2	74	9	104	2,523	24.3	89	0



KARL MECKLENBURG

6-3 • 240 • MINNESOTA

YEAR INDUCTED: 2001

YEARS WITH BRONCOS: 1983-94

LINEBACKER



77

Karl Mecklenburg joined the Denver Broncos Ring of Fame in 2001 after establishing himself as one of the most outstanding defensive players in franchise history during his 12-year career from 1983-94. Mecklenburg overcame long odds to achieve greatness after being drafted by the Broncos in the 12th round from the University of Minnesota in 1983—the 310th player chosen. After playing defensive end during his first professional season, Mecklenburg was converted to linebacker in 1984. He became a starter by his third season in 1985 and went on to start 141 career games, a total that includes all 16 games in a year during five different campaigns. His 180 career games played with Denver placed him fifth on the club's all-time list at the end of his tenure with the team (currently ninth). Mecklenburg was voted to play in six Pro Bowls (1985-87, '89, '91, '93), a total that ties for the fifth highest by a player in team history. He was named All-AFC and All-NFL four times (1985-87, '89) and was tabbed the 1986 AFC Player of the Year by *Football News*. Mecklenburg helped Denver to seven postseason appearances (1983-84, '86-87, '89, '91, '93), five division titles (1984, '86-87, '89, '91) and three Super Bowl berths (XXI in 1986, XXII in '87, XXIV in '89). He finished his career with 1,145 tackles (787 solo) as well as a franchise-record 79 sacks. Mecklenburg's career high of 13 sacks came in 1985 and (then a franchise single-season record), and he posted eight seasons with at least seven sacks. He recorded 11 multiple-sack games and is the only player in team annals to record four sacks in a game twice in his career. Mecklenburg posted 100 tackles in a season six times, including a career and team-high 143 stops in 1989. Mecklenburg began his collegiate career at Augustana (S.D.) College before transferring to Minnesota, where he earned second-team All-Big Ten honors as a senior in 1982.



MECKLENBURG'S NFL CAREER RECORD

Games	Starts	Solo	Assist	Total	Sacks	Int.	Yds.	Avg.	TD
180	141	787	358	1,145	79.0	5	128	25.6	0



GENE MINGO

6-2 • 216 • UNITED STATES NAVY

YEAR INDUCTED: 2014

YEARS WITH BRONCOS: 1960-64

HALFBACK/KICKER



21

Gene Mingo, who played five seasons with the club (1960-64), was one of three inductees into the Ring of Fame in 2014, becoming the fourth "original Bronco" to receive the honor. During the first four seasons (1960-63) in Broncos history, Mingo ranked third in professional football with 375 total points, trailing only Pro Football Hall of Fame running back Paul Hornung (396 pts.) and Patriots Hall of Fame wide receiver/kicker Gino Cappelletti (448 pts.). He led the American Football League in scoring on two occasions—producing 123 points (6 TDs, 18 FGs, 33 PATs) in Denver's inaugural 1960 season and 137 points (4 TDs, 27 FGs, 32 PATs) as an AFL All-Star selection in 1962. A multi-talented weapon during the formative years of the franchise, Mingo appeared in 59 career games for the Broncos and totaled 185 rushes for 777 yards (4.2 avg.) with eight touchdowns on the ground and 47 catches for 399 yards (8.5 avg.) with three touchdowns through the air. He also completed 6-of-18 passes for 200 yards with two touchdowns and one interception. On special teams, he connected on 72-of-119 field goals (60.5%) and 111-of-116 extra points (95.7%) for the Broncos and returned 18 punts for 214 yards (11.9 avg.) with one touchdown along with 34 kickoffs for 742 yards (21.8 avg.). He returned a punt 76 yards for a touchdown in the first regular-season AFL game—a 13-10 Broncos victory against the Boston Patriots on Sept. 9, 1960. Mingo later served as an honorary captain for Denver's "Legacy Game" against the Patriots on Oct. 11, 2009, commemorating the franchise's 50th season. A pioneer as the first African-American placekicker in professional football history, Mingo finished his career playing in a combined 71 games for Oakland (1964-65), Miami (1966-67), Washington (1967) and Pittsburgh (1969-70).



MINGO'S NFL CAREER RECORD

RUSHING					PUNT RETURNS					KICKING			
Games	Starts	No.	Yds.	Avg.	LG	TD	No.	Yds.	Avg.	LG	TD	No.-Att.	Pct.
130	N/A	185	777	4.2	82	8	18	214	11.9	76	1	112-219	51.1
													53
													551



CRAIG MORTON

6-4 • 214 • CALIFORNIA

YEAR INDUCTED: 1988

YEARS WITH BRONCOS: 1977-82

QUARTERBACK



7

Craig Morton was one of three Broncos Ring of Fame inductees in 1988 along with fellow teammates Haven Moses and Jim Turner. Morton, who joined the Broncos from the New York Giants in a 1977 trade, was Denver's starting quarterback for most of the period from 1977-82 and led the team to its first postseason and Super Bowl berth (XII vs. Dallas) in 1977 when he guided the Broncos to a 12-2 regular-season record and home playoff wins against Pittsburgh and Oakland that year. Morton, who played for the Cowboys from 1965-74, earned a variety of awards for his performance in 1977, including AFC Most Valuable Player honors after ranking fourth in the league in passer rating (82.0). During his career with Denver, he led the team to two division titles (1977-78) and three playoff berths (1977-79). Morton finished his Broncos career ranked first in passing yards (11,895 - currently third), touchdown passes (74 - currently third), pass attempts (1,594 - currently fifth), completions (907 - currently fifth) and total offense (12,155 - currently fourth). His 41 career regular-season wins as the Broncos' starting quarterback mark the second-highest total in club history, and his .641 winning percentage as Denver's signal caller (41-23) is the fourth best in franchise annals. In 1981, the quarterback led the NFL with an 8.50 yards per attempt average, a figure that stands as the highest single-season total in Broncos history, and threw for a career-high 3,195 yards. Morton once completed 16 consecutive passes in a game and had a streak of nine consecutive games with a touchdown pass. He was a consensus All-American at the University of California, where he also starred in baseball.



MORTON'S NFL CAREER RECORD

Games	Starts	Att.	Comp.	Yards	Pct.	TD	INT	LG	Rtg.
203	144	3,786	2,053	27,908	54.2	183	187	95t	73.5



HAVEN MOSES

6-2 • 208 • SAN DIEGO STATE

YEAR INDUCTED: 1988

YEARS WITH BRONCOS: 1972-81

WIDE RECEIVER



25

Haven Moses was inducted into the Denver Broncos Ring of Fame in 1988 as part of a three-member class that included quarterback Craig Morton and kicker Jim Turner. Moses played 10 seasons for the Broncos from 1972-81 as one of their primary wide receivers after joining the team from Buffalo, where he played his first four professional seasons. He finished his Broncos career ranked third in receptions (302 - currently 10th) and receiving yards (5,450 - currently eighth) while tying for first in receiving touchdowns with 44 (currently tied for fourth). His yards-per-reception average for his Denver career was 18.0, which marks the highest career mark in franchise history, and he averaged more than 19 yards per catch in three consecutive seasons from 1976-78. Moses, who helped Denver to three playoff berths (1977-79), two division titles (1977-78) and its first-ever Super Bowl berth (XII vs. Dallas during the 1977 season), was a key member of the first winning season in Broncos history in 1973 (7-5-2) when he caught a career-high eight touchdown passes to earn Pro Bowl honors. In 1979, he had career bests in receptions (54) and receiving yards (943). Moses was a two-year letterman and an All-American as a wide receiver and defensive back at San Diego State University.



MOSES' NFL CAREER RECORD

Games	Starts	Rec.	Yds.	Avg.	LG	TD
199	N/A	448	8,091	18.1	76t	56



TOM NALEN

6-3 • 286 • BOSTON COLLEGE

YEAR INDUCTED: 2013

YEARS WITH BRONCOS: 1994-2008

CENTER



66

Tom Nalen was elected into the Denver Broncos Ring of Fame in 2013. He played center for the Broncos for 14 seasons (1994-2007), anchoring an offensive line that was the standard among NFL units during that span. He saw action in the third-most regular-season games (194) in franchise history, and his 188 starts are second only to quarterback John Elway in Denver's record books. The 11 single-season 1,000-yard rushers and 93 single-game 100-yard rushers he blocked for as the team's starting center (1995-2007) represented the most by an NFL club during that time and the Broncos' 395 sacks allowed in that span were the third fewest in the league. Originally drafted by Denver in the seventh round (218th overall) in 1994, Nalen went on to make five Pro Bowls (1997-2000, '03)—the most by an offensive lineman in Broncos history—in addition to being named an Associated Press All-Pro selection three times (First Team – 2000 '03; Second Team – 1999) and the NFL's Offensive Lineman of the Year following the 2003 season. He was a member of Denver's back-to-back Super Bowl champion teams from 1997-98 and his 13 career postseason starts are tied for the third-highest total in team history. In addition to being a part of seven playoff teams, three division champions and two Super Bowl winners, Nalen's offenses finished ranked in the Top 5 in total yards on eight occasions. He blocked for 1997 MFL MVP Terrell Davis' memorable 2,000-yard campaign in 1998 and helped pave the way for NFL Offensive Rookie of the Year performances by running backs Mike Anderson (2000) and Clinton Portis (2002). Nalen was a three-year starter at Boston College, where he earned numerous honors, including third-team AP All-America, second-team All-Big East Conference and first-team ECAC recognition.



NALEN'S NFL CAREER RECORD

Games	Starts
194	188



GERALD PHIPPS

YEAR INDUCTED: 1985

YEARS WITH BRONCOS: 1961-81

OWNER



Gerald H. Phipps became the first non-player to be inducted into the Denver Broncos Ring of Fame in 1985. Under the guidance of Phipps and his brother Allan, the Broncos rose from their less than auspicious beginnings to the top of the American Football Conference after Phipps purchased the club on Feb. 15, 1965. In 1977, the Broncos posted a 12-2 regular-season record and advanced to the playoffs for the first time in franchise history en route to claiming their first-ever AFC Championship and appearing in their first Super Bowl (XII vs. Dallas). Denver won the AFC West title in 1977 and '78 with Phipps as owner, and the club made three consecutive playoff appearances (1977-79). Under Phipps, the Broncos ultimately rose to a position as one of the NFL's most stable franchises after recording the first winning season in club history under his direction in 1973 (7-5-2 record). With the success of the Broncos, the doors were opened for major league teams from other sports to grab a piece of the Denver sports pie. Following the takeover by the Phipps brothers, Denver Broncos season ticket sales improved from 8,002 in 1964 to 22,905 in 1965. Broncos season tickets were sold out for every season under Phipps from 1970-81 and grew to 73,380 in 1981. Denver's home attendance grew to 598,224 in his final year overseeing the club in 1981. Before purchasing the Broncos, Phipps was the president of the Gerald H. Phipps Inc. Construction Company, which he continued to operate. Phipps was born March 4, 1915, in Denver. Mr. Phipps passed away on Aug. 6, 1993.





DAN REEVES

YEAR INDUCTED: 2014

YEARS WITH BRONCOS: 1981-92

HEAD COACH



1981-92



Dan Reeves became the first head coach to be elected to the Denver Broncos Ring of Fame when he was chosen along with Gene Mingo and Rick Upchurch in 2014. Reeves coached the Broncos from 1981-92 and compiled a 110-73-1 (.600) record in his 12 seasons while leading the team to a franchise-best five division titles (1984, '86-87, '89, '91) and three Super Bowl appearances (1986-87, '89). His 110 regular-season wins and seven playoff victories each rank second in Broncos history behind former Head Coach Mike Shanahan (138 reg. season/8 postseason). Hired by the Broncos on March 10, 1981, Reeves made six postseason appearances with Denver and finished with a losing record on just two occasions—one of which was the strike-shortened 1982 season. The pinnacle of his coaching career with the Broncos came in the late 1980s when he led the Broncos to the Super Bowl three times in a four-year span (1986-87, '89). Including his NFL tenure as a player with Dallas (1965-72) and coaching stops with the Cowboys (1972, '74-80), New York Giants (1993-96) and Atlanta Falcons (1997-2003), Reeves owns the distinction of participating in more Super Bowls (9) than any individual in NFL history. His most recent championship appearance was during the 1998 season when he led the Falcons to Super Bowl XXXIII against the Broncos to become just the third head coach at the time to lead multiple teams to the Super Bowl. In 23 seasons as an NFL head coach, including his 12 years with Denver, Reeves posted a 190-165-2 (.535) regular-season record and an 11-9 (.550) postseason mark. His 190 regular-season wins and 201 overall victories each rank ninth in league history while his four Super Bowl appearances are tied for fourth in league annals among head coaches. A quarterback at the University of South Carolina, Reeves signed with the Cowboys in 1965 and totaled 535 rushes for 1,990 yards (3.7 avg.) and 25 touchdowns as a running back during his eight-year professional playing career.





SHANNON SHARPE

6-2 • 228 • SAVANNAH STATE

YEAR INDUCTED: 2009

YEARS WITH BRONCOS: 1990-99, 2002-03


TIGHT END



84




Shannon Sharpe was elected as the 22nd member of the Denver Broncos Ring of Fame on May 12, 2009, after 12 record-setting seasons with the club from 1990-99 and 2002-03. A Pro Football Hall of Fame inductee in 2011, Sharpe tied a Broncos record with seven consecutive Pro Bowl selections from 1992-98 while becoming the NFL's all-time leader in receptions, receiving yards and receiving touchdowns by a tight end (currently third in each category). A key member of the Broncos' back-to-back Super Bowl championship teams from 1997-98, Sharpe also was a four-time first-team All-Pro selection by the Associated Press as a Bronco. In 172 career regular-season games (139 starts) with Denver, he registered the second-most receptions (675), receiving yards (8,439) and receiving touchdowns (55) by a player in club annals, trailing only wide receiver Rod Smith. He also played two seasons with Baltimore from 2000-01, earning the third Super Bowl ring of his career during the 2000 campaign and his eighth trip to the Pro Bowl in 2001 with the Ravens. For his 14-year NFL career, Sharpe played 204 regular-season games (169 starts) and had 815 receptions for 10,060 yards (12.3 avg.) with 62 touchdowns. Sharpe owns more receptions, receiving yards, receiving touchdowns, Super Bowl wins and Pro Bowl selections than any of the other seven tight ends enshrined in the Pro Football Hall of Fame. Selected by the Broncos in the seventh round (192nd overall) of the 1990 NFL Draft from Savannah State University, Sharpe was named the first-team tight end on the NFL 1990s All-Decade Team as chosen by the Hall of Fame Selection Committee members.



SHARPE'S NFL CAREER RECORD

Games	Starts	Rec.	Yds.	Avg.	LG	TD
204	169	815	10,060	12.3	82t	62




DENNIS SMITH

6-3 • 200 • SOUTHERN CALIFORNIA

YEAR INDUCTED: 2001

YEARS WITH BRONCOS: 1981-94

SAFETY



49

Dennis Smith was inducted into the Denver Broncos Ring of Fame in 2001, honoring his stellar 14-year career with the club during which he established himself as one of the most feared safeties in the NFL. A ferocious hitter, Smith was voted to six Pro Bowls (1985-86, '89-91, '93) that tie for the sixth most by a player in Broncos history. The four-time All-NFL choice (1985-86, '89, '93) was a key part of seven playoff teams, five division champions and three Super Bowl teams (XXI in 1986, XXII in '87, XXIV in '89) with Denver. Selected by the Broncos in the first round (15th overall) of the 1981 NFL Draft from the University of Southern California, Smith finished his career ranked third all time in games played (184) by a Bronco and fifth in games started (170). He currently ranks sixth in club annals in both categories. The safety also is one of just four players in the history of the Broncos to play at least 14 seasons with the club. Smith's 30 career interceptions and 431 career interception return yards both were the fifth-highest totals at the time of his retirement (currently ranked seventh and sixth, respectively). Smith's career totals also include 1,171 tackles (794 solo) and 15 sacks. He posted a career-high five sacks in 1983, a career-best five interceptions in '91 and a career-high 120 tackles in '92. For his career, Smith recorded five seasons with at least 100 tackles. He was a consensus All-America choice in 1980 as a senior at USC, where he lettered four times in football and three times in track.



SMITH'S NFL CAREER RECORD

Games	Starts	Solo	Assist	Total	Sacks	Int.	Yds.	Avg.	TD	Fum. Rec.	Fum TD	Def. TD
184	170	794	377	1,171	15.0	30	431	14.4	0	17	1	1



PAUL SMITH

6-3 • 256 • NEW MEXICO

YEAR INDUCTED: 1986

YEARS WITH BRONCOS: 1968-78

DEFENSIVE TACKLE



70

Paul Smith was inducted into the Denver Broncos Ring of Fame in 1986 along with quarterbacks Frank Tripucka and Charley Johnson. The defensive tackle recorded 55.5 sacks with the Broncos from 1968-78, finishing his 11-year career in Denver ranked second in that category (currently seventh). He posted 10.5 sacks in 1972 and 11 sacks in '73, propelling him to back-to-back Pro Bowl selections, while registering a career-high 12 sacks during the '71 campaign. Smith did not miss a game for five consecutive seasons from 1969-73, appearing in all 70 contests during that period. He saw action in 12 games during the 1977 campaign, a season in which the AFC West-champion Broncos reached the playoffs for the first time in club history and played in Super Bowl XII against the Cowboys. Smith was one of the team's defensive leaders during the years when Denver was building the foundation for defensive excellence with the famed "Orange Crush." His head coach, John Ralston, once said that Smith was "the finest defensive tackle in pro football," and the lineman was known for being one of the quickest defensive tackles in the NFL. Smith's 11-year career was the longest in Broncos annals until he was surpassed by fellow Ring of Famer Billy Thompson. He was the first 10-year man in Broncos history after joining the club as a ninth-round selection (222nd overall) in the 1968 NFL Draft from the University of New Mexico. Smith finished his professional career by playing two seasons with Washington from 1979-80. Smith passed away on March 14, 2000.



SMITH'S NFL CAREER RECORD

Games	Starts	Sacks	Int.	Yds.	Avg.	TD
164	N/A	N/A	2	14	7.0	0



ROD SMITH

6-0 • 205 • MISSOURI SOUTHERN

YEAR INDUCTED: 2012


YEARS WITH BRONCOS: 1994-2007

WIDE RECEIVER



80

Rod Smith, the franchise's all-time leading receiver, was elected to the Denver Broncos Ring of Fame in 2012. A three-time Pro Bowl selection (2000-01, '05), Smith played 183 regular-season games (158 starts) over 12 seasons while setting club records for receptions (849), receiving yards (11,389) and receiving touchdowns (68). He also established the team's career postseason receiving marks with 49 catches for 860 yards and six touchdowns in 13 playoff games, including Denver's back-to-back Super Bowl championships following the 1997 and '98 seasons. Originally signed by the Broncos as a college free agent from Division II Missouri Southern University in 1994, Smith spent his rookie season on Denver's practice squad. His first NFL reception came against the Washington Redskins on Sept. 17, 1995, on a 43-yard catch from quarterback John Elway as time expired to give the Broncos a dramatic 38-31 victory. Smith eclipsed the 1,000-yard receiving mark in six consecutive seasons from 1997-2002 and in a club-record eight seasons overall (also from 2004-05). His produced a franchise-best 30 100-yard receiving games in the regular season, including in a career-high eight contests during the 2000 season. Following his final game as a Bronco at the conclusion of the 2006 regular season, Smith was ranked 11th in NFL history in career receptions (849), 17th in career receiving yards (11,389) and tied for 30th in career receiving touchdowns (68). His string of posting 70 or more catches for nine consecutive seasons (1997-2005) tied for the second-longest streak in NFL history, and his career receiving yardage total still leads all undrafted players in league annals.



SMITH'S NFL CAREER RECORD

Games	Starts	Rec.	Yds.	Avg.	LG	TD
183	158	849	11,389	13.4	85t	68



LIONEL TAYLOR

6-2 • 215 • NEW MEXICO HIGHLANDS

YEAR INDUCTED: 1984

YEARS WITH BRONCOS: 1960-66

END



87

Lionel Taylor, one of the "original Broncos," was one of the initial Ring of Famers after being inducted with the inaugural class in 1984. He finished his seven-year Broncos career (1960-66) as the franchise's all-time leader in receptions (543) and receiving yards (6,872), records he held until 1999 when he was eclipsed by Shannon Sharpe and most recently by Rod Smith. In addition, he set a Broncos record for career touchdown receptions with 44, a mark that now ties for the fourth highest in team history. He caught 92 passes for 1,235 yards (13.4 avg.) with 12 touchdowns in Denver's inaugural 1960 campaign, and his reception total that year stands as the eighth best by a second-year player in NFL history. Taylor followed his impressive 1960 campaign with 100 receptions (1,176 yds.) in 1961 that stood as the franchise record until 2000 and currently tie for eighth on its single-season chart. Regarded by many as the possessor of the best hands in pro football, Taylor led the AFL in receiving for five of the league's first six years of existence. He never caught fewer than 76 passes in a season over those first six years, averaging 84.7 catches from 1960-65 for the highest six-year total in football history at that time. He totaled AFL/NFL bests in receptions (508) while ranking third in receiving yards (6,424) and tying for eighth in touchdown receptions (43) from 1960-65. A three-time All-AFL selection (1960-61, '65) who played in the league all-star game in 1962, Taylor attended New Mexico Highlands University. He entered the NFL with Chicago in 1959 and played for the Bears as a linebacker for one season before joining the Broncos in 1960. He finished his professional career playing two seasons with Houston from 1967-68.



TAYLOR'S NFL CAREER RECORD

Games	Starts	Rec.	Yds.	Avg.	LG	TD
121	N/A	567	7,195	12.7	80t	45



BILLY THOMPSON

6-2 • 201 • MARYLAND STATE

YEAR INDUCTED: 1987

YEARS WITH BRONCOS: 1969-81

SAFETY



36

Billy Thompson, regarded by many as one of the best defensive backs in Denver Broncos history, was the only Ring of Fame inductee in 1987. A third-round draft choice (61st overall) by the Broncos in 1969, Thompson was the first player in team history to play 13 seasons with Denver (1969-81) with that total tying for the sixth highest in franchise annals. A team captain for many years, Thompson finished his career with more starts (178) and games played (179) than any player in Broncos history and currently ranks third and 10th, respectively, in those categories. The safety also had the longest consecutive start and games played streaks (156 games) in Broncos history at the time of his retirement, marks that currently rank first and third, respectively, in club annals. Thompson was a three-time Pro Bowl selection (1977-78, '81) who earned All-NFL honors twice (1977-78) while establishing himself as one of the game's top ballhawks, finishing his career with a club-record 61 takeaways (40 INTs/21 FUM) as a member of teams that reached the playoffs three times (1977-79), won two division titles (1977-78) and appeared in one Super Bowl (XII in 1977). His 40 career interceptions are the third most by a Bronco in team history, and Thompson stands atop the Broncos' career interception return yardage list with 784 for a 19.6-yard average that is the second best in club history. The safety scored seven defensive touchdowns for his career, reaching the end zone three times on interception returns and four times on fumble recoveries. His three interception return touchdowns tie for the third-highest total in Broncos annals while his four fumble recovery touchdowns stood as the NFL's career record for many years and currently tie for third in league history. As a rookie in 1969, Thompson became the first player in pro football history to lead his league in both kickoff (28.5 avg.) and punt return (11.5 avg.) average in the same season. He finished his career with the second-most punt return yards (1,814), seventh-best punt return average (11.6) and third-best kickoff return average (25.1) in Broncos history. Thompson enjoyed a brilliant career at Maryland State (now Maryland-Eastern Shore), earning All-CIAA honors three times as a defensive back and being named team MVP as a senior. He also twice earned NAIA All-America honors and made All-CIAA three times in baseball as a centerfielder.



THOMPSON'S NFL CAREER RECORD

Games	Starts	Sacks	Int.	Yds.	Avg.	TD	Fum. Rec.	Fum TD	Def. TD
179	178	4.0	40	784	19.6	3	21	4	7



FRANK TRIPUCKA

6-2 • 192 • NOTRE DAME

YEAR INDUCTED: 1986

YEARS WITH BRONCOS: 1960-63

QUARTERBACK



18

Frank Tripucka, who joined the Denver Broncos Ring of Fame in 1986, is one of the "original Broncos," playing for the team from 1960-63. Tripucka led the Broncos to their first-ever .500 season in 1962 (7-7) and represented half of the Tripucka-to-Lionel Taylor passing combination as the duo (both Ring of Famers) went on to set various records together. Tripucka, who joins John Elway and Floyd Little as one of three Broncos whose jersey number is retired, recorded his best statistical season in 1960 when he completed 248-of-478 passes (51.9%) for 3,038 yards with 24 touchdowns. His 3,038 passing yards led the AFL that year while his 24 touchdown passes tied for the second-highest total in the league. The signal-caller was selected to play in the AFL All-Star Game following a 1962 season in which he threw for 2,917 yards to lead Denver to a 7-7 record and a second-place finish in the AFL West. Tripucka's 7,645 passing yards and 51 touchdown passes from 1960-62 marked the second-highest totals in the AFL during those three seasons. Tripucka currently ranks eighth in Broncos history in career passing yards (7,676), sixth in pass attempts (1,277), eighth in completions (662) and eighth in touchdown passes (51). His 447 passing yards against Buffalo (9/15/62) stood as the Broncos' single-game record until 2000 and currently tie for sixth in club annals. A former star at Notre Dame, Tripucka joined the Broncos after playing for Detroit (1949), the Chicago Cardinals (1950-52) and the Dallas Texans (1952).



TRIPUCKA'S NFL CAREER RECORD

Games	Starts	Att.	Comp.	Yards	Pct.	TD	INT	LG	Rtg.
75	N/A	1,745	879	10,282	50.4	69	124	96t	52.2



JIM TURNER

6-2 • 205 • UTAH STATE

YEAR INDUCTED: 1988

YEARS WITH BRONCOS: 1971-79

KICKER



15

Jim Turner, a 1988 inductee into the Denver Broncos Ring of Fame, ranks as one of the most prolific kickers of all time in professional football. He never missed a game as a pro and finished with a streak of 228 consecutive appearances, including 130 in nine seasons (1971-79) with the Broncos, for whom he scored 742 points to establish himself as Denver's all-time scoring leader until Jason Elam passed his mark in 1999. Turner also ranks behind only Elam in Broncos history in career field goals made (151) and extra points made (283). Turner's 151 field goals made with Denver from 1971-79 marked the fourth-highest total in the NFL during that period while his 742 points scored were the fifth most in the league over that span. In 1977, Turner helped Denver post a 12-2 regular-season record to earn the franchise's first-ever playoff appearance en route to advancing to Super Bowl XII against Dallas. Turner was a key part of Broncos squads that earned a total of three playoff appearances (1977-79) and two division titles (1977-78). Named the Broncos' special teams MVP in 1975, Turner joined Denver in 1971 after the club acquired him in a trade from the New York Jets. He played seven seasons for the Jets (1964-70), helping lead the club to a victory in Super Bowl III against Baltimore. At the time of his retirement, Turner ranked second in NFL career scoring with 1,439 points (currently 23rd) as well as second in field goals with 304 (currently tied for 24th). Turner kicked 521 career extra points (currently 21st in NFL history) and was the fourth player to ever reach the 500 mark. Before entering the NFL, Turner was a three-time letterman as a quarterback at Utah State University in the early 1960s.



TURNER'S NFL CAREER RECORD

PAT CONVERSIONS			FIELD GOALS			
Games	No.-Att.	Pct.	No.-Att.	Pct.	LG	Pts.
228	521-543	95.9	304-488	62.3	53	1,439



RICK UPCHURCH

5-10 • 175 • MINNESOTA

YEAR INDUCTED: 2014

YEARS WITH BRONCOS: 1975-83

WIDE RECEIVER/RETURNER




80

Rick Upchurch joined Gene Mingo and Dan Reeves as Denver Broncos Ring of Fame inductees in 2014. Upchurch, who spent his entire nine-year NFL career (1975-83) with the Broncos, made four Pro Bowls (1976, '78-79, '82) and five Associated Press All-Pro teams (1976-79, '82) as a returner. He was named a first-team 1970s NFL All-Decade choice by the Pro Football Hall of Fame Selection Committee in addition to earning second-team 1980s NFL All-Decade honors as a kick returner. Upchurch is the only player in Broncos history to make multiple all-decade teams with the franchise. His career totals include 267 receptions for 4,369 yards (16.4 avg.) with 24 touchdowns, 49 rushes for 349 yards (7.1 avg.) with three scores, 248 punt returns for 3,008 yards (12.1 avg.) with eight touchdowns as well as 95 kickoff returns for 2,355 yards (24.8 avg.). Upchurch's eight career punt return scores tied Pro Football Hall of Fame safety Jack Christiansen for the most in NFL history at the time of his retirement and currently rank first in franchise annals. In 1976, he led the NFL with a 13.7-yard punt return average and four punt return scores. His four touchdowns on punt returns tied an NFL record which still hasn't been broken. He finished first in the league in punt return average (16.1) and punt return touchdowns (2) again in 1982. His best offensive season came in 1979 when he paced the Broncos with 64 receptions for 937 yards (14.6 avg.) with seven touchdowns. His 937 yards marked the sixth-highest single-season total in franchise history at the time and his seven receiving scores tied for sixth. Selected by the Broncos in the fourth round (95th overall) of the 1975 NFL Draft from the University of Minnesota, Upchurch was a 2003 inductee into the Colorado Sports Hall of Fame. He was born on May 20, 1952, in Toledo, Ohio.



UPCHURCH'S NFL CAREER RECORD

RECEIVING							PUNT RETURNS				
Games	Starts	No.	Yds.	Avg.	LG	TD	No.	Yds.	Avg.	LG	TD
119	N/A	267	4,369	16.4	90t	24	248	3,008	12.1	922	8




LOUIS WRIGHT

6-2 • 200 • SAN JOSE STATE

YEAR INDUCTED: 1993

YEARS WITH BRONCOS: 1975-86

CORNERBACK



20

Louis Wright was named to the Denver Broncos Ring of Fame in 1993 following an electrifying 12-year career (1975-86) with the club as a cornerback. Selected by the Broncos in the first round (17th overall) of the 1975 NFL Draft from San Jose State University, Wright was a five-time Pro Bowl choice (1977-79, '83, '85) and is one of nine players in franchise history to be selected to at least five Pro Bowls. He was named All-NFL by *The Sporting News*, *Pro Football Weekly* and the NEA in 1977, a year in which he was a key member of Denver's 12-2 team that became the first in franchise history to make the playoffs en route to reaching Super Bowl XII against Dallas. For his career, Wright helped the Broncos earn six playoff berths (1977-79, '83-84, '86), four division titles (1977-78, '84, '86) and two Super Bowl appearances (XII in '77 and XXI in '86). He received All-AFC honors from UPI in 1985 after posting five interceptions that year while his teammates voted him Denver's MVP on defense following both the 1982 and '84 seasons. Wright played 166 career games as a Bronco, including 163 starts that ranked fourth in club history at the time of his retirement and currently stand eighth. The defensive back played every game in a season eight times, including the 1983 campaign in which he recorded a career and team-high six interceptions. Wright's 26 career interceptions rank eighth in club history while his 360 career interception return yards are eighth on Denver's all-time list. He recovered 11 fumbles for his career and scored twice on fumble recoveries for touchdowns. At San Jose State, Wright was a two-time letterwinner as a defensive back. He also won two letters in track and once ran the 100 meters in 9.6 seconds.



WRIGHT'S NFL CAREER RECORD

Games	Starts	Sacks	Int.	Yds.	Avg.	TD	Fum. Rec.	Fum TD	Tot. TD
166	163	3.0	26	360	13.8	1	11	2	4



GARY ZIMMERMAN

6-6 • 294 • OREGON

YEAR INDUCTED: 2003


YEARS WITH BRONCOS: 1993-97

TACKLE



65

Gary Zimmerman, named to the Pro Football Hall of Fame Class of 2008, was inducted into the Denver Broncos Ring of Fame in 2003. He played tackle for the Broncos for five seasons (1993-97) and became the first offensive lineman in the history of the franchise to be honored with inclusion in the Ring. A finalist for the Pro Football Hall of Fame from 2003-04 and '06-07 before he joined John Elway as the second HOF inductee who spent a primary portion of his career in Denver, Zimmerman was acquired by the Broncos in a trade from Minnesota on Aug. 24, 1993, after playing his first seven years with the Vikings. He was named to the Pro Bowl three times (1994-96) as a Bronco and helped the franchise to its first-ever World Championship with a victory over Green Bay in Super Bowl XXXII during his final season in 1997. Zimmerman, who started all 76 games played as a Bronco, helped Denver lead the NFL in total yards twice (1996-97) and record three consecutive top-5 league rushing rankings (1995-97), including an NFL-best mark in 1996. During his 12 seasons in the NFL from 1986-97, Zimmerman started all 184 games played and was named to seven Pro Bowls (1987-89, '92, '94-96) while receiving first- or second-team All-Pro honors eight times. He holds the unique distinction of being one of only a handful of players to be named to two NFL All-Decade Teams (1980s and 1990s). Picked in the first round (third overall) of the 1984 supplemental draft by the New York Giants, his signing rights were traded to the Vikings for two second-round picks in the 1986 draft. He spent two seasons with the L.A. Express of the USFL before reporting to Minnesota, where he began a streak of 169 consecutive starts that lasted until 1996 when surgery sidelined him. Zimmerman, who helped the Vikings lead the NFC in rushing in 1991, anchored offensive lines that blocked for a conference's leading passer four times during his career (1986, '88, '93, '96). He played at the University of Oregon, where he received first-team All-Pacific-10 Conference honors as a senior.



ZIMMERMAN'S NFL CAREER RECORD

Games	Starts
184	184



DENVER BRONCOS TEAM AWARDS

WALTER PAYTON NFL MAN OF THE YEAR (SINCE 2005)

Below are the Broncos' nominees for the Walter Payton NFL Man of the Year award since 2005. Quarterback John Elway received the national honor from the NFL in 1992, given to the individual who provides leadership for his teammates on the gridiron and his fellow citizens in the community.

Player	Year
Ben Garland	2014
Wesley Woodyard	2013
Zane Beadles	2012
Wesley Woodyard	2011
Wesley Woodyard	2010
Champ Bailey	2009
Champ Bailey	2008
Domonique Foxworth	2007
Rod Smith	2006
John Lynch	2005

ED BLOCK COURAGE AWARD (SINCE 1984)

Player	Year	Player	Year
Chris Harris Jr.	2014	Tony Jones	1998
Knowshon Moreno	2013	Steve Atwater	1997
Chris Kuper	2012	Ed McCaffrey	1996
Elvis Dumervil	2011	Dave Wyman	1995
Ryan Clady	2010	Rondel Jones	1994
Brian Dawkins	2009	Simon Fletcher	1993
Marquand Manuel	2008	Dennis Smith	1992
John Engelberger	2007	John Elway	1991
Louis Green	2006	Keith Kartz	1990
Dwayne Carswell	2005	Rick Dennison	1989
Dan Neil	2004	Gerald Willhite	1988
Tom Nalen	2003	Dennis Smith	1987
Keith Burns	2002	Rubin Carter	1986
Terrell Davis	2001	Rulon Jones	1985
John Mobley	2000	Keith Bishop	1984
Rod Smith	1999		

DARRENT WILLIAMS GOOD GUY AWARD



The Darrent Williams Good Guy Award was created in the memory of former Broncos cornerback Darrent Williams, who passed away on Jan. 1, 2007, after completing his second season with the team. The award, voted upon by local media, is given annually to the

Bronco who best exemplifies Williams' enthusiasm, cooperation and honesty while dealing with members of the press.

Defensive tackle Terrance Knighton was named the recipient of the Darrent Williams Good Guy Award in recognition of his work with the media during the 2014 season.

ALL-TIME BRONCOS WINNERS (SINCE 2007)

Player	Year
Terrance Knighton	2014
Chris Harris Jr.	2013
Wesley Woodyard	2012
Champ Bailey	2011
Mario Haggan	2010
Elvis Dumervil	2009
Ebenezer Ekuban	2008
John Lynch	2007

MISCELLANEOUS TEAM AWARD WINNERS

MVP — EARL HARTMAN AWARD

OFFENSE	DEFENSE	SPECIAL TEAMS
1995 Terrell Davis	Steve Atwater	Glyn Milburn
1994 John Elway	Steve Atwater	Ray Jacobs
1993 John Elway	Simon Fletcher	Reggie Rivers
1992 John Elway	Simon Fletcher	Keith Traylor
1991 John Elway	Dennis Smith	Alton Montgomery
1990 Bobby Humphrey	Steve Atwater	Kevin Clark
1989 Bobby Humphrey	Dennis Smith	David Treadwell
1988 John Elway/ Sammy Winder	Simon Fletcher	Ken Bell
1987 John Elway	Karl Mecklenburg	Ken Bell
1986 John Elway	Mike Harden	Darren Comeaux
1985 John Elway	Rulon Jones	Daniel Hunter
1984 Steve Watson	Louis Wright	Ken Woodard
1983 Steve Watson	Randy Gradishar	Ken Woodard
1982 Billy Bryan	Louis Wright	Rob Lyle/ Rick Upchurch
1981 Steve Watson	Bob Swenson	Jim Ryan
1980 Billy Bryan	Randy Gradishar	Fred Steinfort
1979 Craig Morton	Bob Swenson	Larry Canada
1978 Riley Odums	Randy Gradishar	Maurice Harvey
1977 Craig Morton	Tom Jackson	Rick Upchurch
1976 Riley Odums	Tom Jackson	Rick Upchurch
1975 Bobby Maples	Lyle Alzado	Jim Turner
1974 Otis Armstrong	Tom Jackson	Ken Criter
1973 Charley Johnson	Paul Smith	

BOB PECK MEMORIAL AWARD (MOST INSPIRATIONAL)

1995 Michael Dean Perry
1994 Shannon Sharpe
1993 Dennis Smith
1992 Dennis Smith
1991 Kenny Walker
1990 Keith Kartz
1989 Marc Munford
1988 Keith Bishop/Billy Bryan
1987 Keith Bishop
1986 Tom Jackson
1985 Tom Jackson
1984 Tom Jackson
1983 Tom Jackson
1982 Tom Jackson
1981 Tom Jackson

BOB MARTIN AWARD (FOR COOPERATION WITH THE MEDIA)

1995 Lionel Washington
1994 Shannon Sharpe
1993 Tyrone Braxton
1992 Reggie Rivers
1991 Greg Kragen
1990 Mark Jackson

BE A CHAMPION IN THE COMMUNITY

In April of 2012, after existing under the brand “Champions in the Community” for nearly a decade, the Denver Broncos launched a new community branding campaign: BE A CHAMPION IN THE COMMUNITY, intentionally updating the brand to become a call to action for the community to join the team in civic stewardship. Under that new brand, 10 community partners of the organization were given one word as a part of the campaign to evoke emotion and inspire action from the community.

2015 Be A Champion in the Community Partners:

Alzheimer’s Association Colorado Chapter	SUPPORT
Bonfils Blood Center	GIVE
Boys & Girls Clubs of Metro Denver	INSPIRE
Colorado Youth & High School Football/USA Football	PLAY
Denver Rescue Mission	SERVE
Food Bank of the Rockies	NOURISH
Habitat for Humanity of Metro Denver	BUILD
Rocky Mountain Hospital for Children	CARE
Rose Amond Center	HOPE
Susan G. Komen Colorado	CURE

The Denver Broncos will work alongside each of these partners and with our communities to continue to build a lasting legacy of impact. Highlighted here are some of the programs or events that take place throughout the year capturing the Be A Champion in the Community spirit.

YOUTH FOOTBALL

The Denver Broncos are proud to support youth and high school football throughout Colorado and are committed to making the game safer and more enjoyable for kids. In 2015, the Broncos will continue to support USA Football and their Heads Up Football safety program which focuses on Coaching Education and Certification, Concussion Awareness, Equipment Fitting, Heads Up Tackling and Blocking, Heat and Hydration and sudden cardiac arrest components at the youth and high school levels.

Youth Programs: The Broncos will once again host Broncos Bowl, a preseason celebration of youth football where 10 youth football teams from around the state will have the chance to compete in interleague play at Sports Authority Field at Mile High. All Broncos Bowl teams are honored at the Youth Football Salute preseason game against the Arizona Cardinals. The Broncos will also host the second annual Mom’s Safety Clinic this July where moms of youth football players will have the opportunity to learn about the components of Heads Up Football at the stadium.

Middle School Programs: This spring marked the seventh season of Denver Public Schools Futures Football and the second season for Aurora Public Schools. Futures Football is a tackle football program for middle school students led by district high school coaching staffs that emphasizes character development (5 week course led by instructors from Project Pave), work-ethic, academics along with proper football fundamentals.

High School Programs: The Broncos hosted the fifth annual High School Training Clinic this past spring where Colorado high school football coaches had the opportunity to learn from Broncos assistant coaches. High school programs also had the opportunity this summer to compete in the annual 7-on-7 tournament featuring more than 80 programs from across the state. Combine drills, such as the 40-yard dash and pro agility, along with the first annual Linemen Challenge, were also made available to teams participating in 7-on-7.



DENVER BRONCOS BOYS AND GIRLS CLUB

The Denver Broncos Boys and Girls Club was established in August 2003 with a \$1.2 million investment over a minimum of five years—a commitment that was extended five more years in 2008 and extended once again in 2013 to include the operating budget of the Darrent Williams Memorial Teen Center—bringing the organization's total investment over 15 years to \$2.4 million. Currently, the Club's membership has swelled to capacity with more than 1,500 members and an average nightly attendance of more than 200 children. Transcending the mere monetary contribution, the Broncos have committed to integrating community programs and player visits to the club's operations, truly building upon a legacy of investment. An additional facet of that commitment is to continually develop and sustain programming that reaches members of all 18 branches of Boys and Girls Clubs of Metro Denver.



DENVER BRONCOS YOUTH CENTER AT THE CROSSING



In June 2006, the Denver Broncos granted the Denver Rescue Mission \$150,000 over three years for its new transitional housing facility, The Crossing. The Crossing is home to the Family Rescue Ministry program that assists moving homeless, working and refugee families into permanent housing as well as the New Life Program for men looking to improve their lives. The Broncos' grant was designated to fund a 'family room' as part of the Denver's Road Home project as well as the Denver Broncos Youth Center that serves as an educational and recreational place for children of all ages residing at the facility. The Broncos continue to work with the Denver Rescue Mission on Broncos Tackle Hunger, an annual holiday party and other programs to benefit the children of the Denver Broncos Youth Center.

ALZHEIMER'S ASSOCIATION COLORADO CHAPTER

The Broncos added the Alzheimer's Association Colorado Chapter as a flagship community partner in 2014. This relationship with the Alzheimer's Association Colorado Chapter aims to raise awareness and provide support to those diagnosed and living with the disease. Alzheimer's is the only disease among the Top-10 causes of death in America that cannot be prevented, cured or even slowed, and there are an estimated 5.3 million Americans (or the population of Colorado) of all ages living with Alzheimer's disease in 2015.

THE ROSE ANDOM CENTER

In 2014, the Broncos added the Rose Andom Center as a flagship community partner. The Rose Andom Center, which is scheduled to open in Denver this fall, will provide services to victims of domestic violence through its wide-ranging support system of both public and private agencies. As part of this relationship, the Bronco granted \$150,000 from Broncos Charities and committed to an ongoing collaboration with the Rose Andom Center, the first family justice center in Colorado. The Rose Andom Center will create a new vision for providing services to domestic violence victims by facilitating better access to services and staff of community organizations and government agencies in a single, safe location. This spring, the Broncos integrated Project PAVE (a Rose Andom Center partner agency) "True Man" character and leadership programming into 10 local middle schools as part of their Futures Football seasons.

FOOD BANK OF THE ROCKIES

The Broncos added Food Bank of the Rockies as a community partner in 2012. Since then, Broncos staff and players have volunteered at several Food Bank of the Rockies sites including their Mobile Pantry and Totes of Hope. In 2015, the Broncos hosted the inaugural Taste of the Broncos event—modeled after Taste of the NFL at the Super Bowl—a gourmet tailgate at Sports Authority Field at Mile High benefiting Food Bank of the Rockies. Food Bank also has a Kids Cafe program that provides meals and after-school snacks to all of the Boys & Girls Clubs of Metro Denver locations. Food Bank of the Rockies is the largest private hunger-relief organization in the state of Colorado, annually supports more than 800 hunger-relief programs and in the last year has provided more than 53.2 million pounds of food to children, families and seniors in need.



DRIVE FOR LIFE

Since 1998, the Denver Broncos community blood drive, Drive for Life, has been held on a Tuesday during the football season at Sports Authority Field at Mile High. Working in conjunction with Bonfils Blood Center, Drive for Life has become the largest single-day blood drive in the history of Colorado and one of the largest in the nation. In 2014, the Drive had more than 1,620 blood donors of which 337 were first time donors. The National Bone Marrow Registry program was also successful in registering 41 potential marrow donors to the Be The Match Registry. Finally, donors were provided access to the brand new Fan Zone, where they were able to play corn hole and participate in a football toss with Broncos players among other donor only features.



THE DENVER BRONCOS CHEERLEADERS

Members of the Denver Broncos cheerleading squad divide thousands of hours annually among dozens of Colorado organizations. Many associations, including Global Down Syndrome Foundation, Denver Broncos Boys and Girls Club, Craig Hospital, Children's Hospital, The Tennyson Center, Denver Rescue Mission and Race for the Cure, have been supported and visited by members of the squad in recent years.

For the 2015 season, the squad will continue to promote community involvement as its primary commitment, including the 8th Annual Cheer for the Troops Campaign, shipping thousands of pounds of food, hygiene and gift items all over the world to military serving our country.

Since 2003, members of the Denver Broncos cheerleaders have toured military bases in Egypt, Cuba, Iraq, Afghanistan, Italy, Guam, Hawaii, Kwajaleim, Japan and Australia, performing their 90-minute show to boost the troops' morale and thank them for their service to our country.

In February 2015, the Denver Broncos Cheerleaders were selected to represent the United States at the 20th Annual Cathay Pacific Lunar New Year's celebration. The squad unveiled an exclusive performance in front of thousands of spectators during the world-renowned Chinese New Year's Parade that headlined the events.

Entering their 23rd season, the Denver Broncos cheerleaders are one of the premier teams in the National Football League. The Broncos brought cheerleaders back in 1993 after a 17-year absence and are proud of the work the team does both on the field and, more importantly, in the community.

The Broncos' cheerleaders are selected through auditions held each spring.

In 2015, 200 women tried out for the 26 available positions. Auditions focus primarily on dance ability; however, appearance, personal accomplishments and community involvement also are contributing factors.

Known for their distinctive western uniforms, the cheerleaders wear long leather chaps and jackets in the fall months, ski-wear for cold games and a more traditional cheerleading leather skirt and vest in the summer months. The three uniform changes give the group flexibility with the rapidly changing Colorado weather.

In 2015, the cheerleaders will have a calendar, poster and other merchandise available for sale. For more information on the cheerleaders, including audition information and appearance schedules, visit www.DenverBroncos.com/cheerleaders.



DENVER BRONCOS JUNIOR CHEERLEADERS



The Junior Denver Broncos Cheerleaders (JDBC) program is designed specifically to promote self-esteem, pride, commitment and discipline among young women ages six to fourteen. This program offers a rare and truly special opportunity for young women to perform during pre-game and halftime shows for 76,000 Denver Broncos fans at Sports Authority Field at Mile High. Junior Cheerleaders will participate in monthly clinics taught by the Denver Broncos Cheerleaders and have the opportunity to participate in charity and community appearances. JDBC clinics will be held at Sports Authority Field at Mile High on one-to-two Saturdays a month from June through December.

No tryouts are required for the program! The Junior Denver Broncos Cheerleaders is a team tailored to kids of all ages and ability levels. This is a community program open to young girls with years of experience or girls who are just being exposed to cheerleading and dance.

MASCOTS

THUNDER

The Denver Broncos are notorious for having thunderstorms throughout the fall and winter—that is Thunder storming the field. Thunder is a purebred Arabian gelding that acts as the club's mascot. Following every Denver Broncos touchdown, Thunder displays his impressive canter from one end zone to the other.

Thunder, provided by Thunder Spirit LLC of Denver, will be entering his 12th year during the Broncos' 2015 campaign. Thunder took the reins as the Broncos' mascot during a ceremony at the Sunday night game against the Kansas City Chiefs on Sept. 12, 2004.

The original Thunder served as the Broncos' mascot for 11 years before retiring at the start of the 2004 campaign. His registered name was JB Kobask, but the stallion was given the "stage name" Thunder for his mascot duties. Thunder made his Mile High debut on Sept. 12, 1993, during a Broncos victory over the San Diego Chargers. In addition to his appearances at all Broncos home games, Thunder also appeared at Super Bowl XXXII in San Diego, XXXIII in Miami and XLVIII in New York/New Jersey. The original Thunder made regular appearances at events and community functions following his retirement.

Thunder had been Sharon Magness Blake's personal riding horse for five years before assuming the duties of Broncos mascot in 2004.

Thunder is trained and ridden by Ann Judge of Thunder Spirit LLC. She is an accomplished equestrian.



MILES



Popular with all fans and especially children, Miles entertains the Broncos' faithful at every home game and makes more than 250 appearances throughout the Denver community each year since being introduced in 2001.

Miles has performed all across Colorado and the world, including appearances at the Chinese New Year's Parade in Hong Kong, the Macy's Thanksgiving Parade in New York City and the Pro Bowl in Hawaii. Miles also visited more than 15,000 students in Colorado and Wyoming with his Fuel Up to Play 60 Program.

If you would like to inquire about scheduling Miles for your next event or birthday party, please contact Brad Post in the Broncos' marketing department at (720) 258-3114 or visit www.denverbroncos.com/Miles.

Follow Miles on twitter: @5280Miles

SPORTS AUTHORITY FIELD AT MILE HIGH

The Denver Broncos began a new era in 2001 when they took to the field in a new stadium, Sports Authority Field at Mile High. Built adjacent to their previous home of 41 years, Mile High Stadium, the new stadium features first-class, state-of-the-art amenities for the teams and fans alike.

With seating capacity set at 76,125, Sports Authority Field at Mile High is one of the largest stadiums in the National Football League. It includes 1.7 million square feet of space (approximately twice that of Mile High Stadium), providing the ultimate in comfort and convenience—including wider concourses, wider seats, more restrooms, elevators and escalators and full-service accommodations for people with disabilities.

Sports Authority Field at Mile High features 132 luxury suites on two levels as well as 8,800 club seats. It is highlighted by an emphasis on state-of-the-art technology while maintaining the traditional aspects of Mile High Stadium that gave the Broncos a decided home-field advantage over the years. Those features include the close proximity of the seats to the field as well as steel treads and risers that fans utilize to create the same deafening roar that characterized Mile High Stadium.

A \$30 million investment in Sports Authority Field at Mile High during the 2013 offseason increased the size of its scoreboard by three times while enhancing all stadium audio/visual elements, suites and concourses.

The stadium was designed and built by Turner/Empire/Alvarado Construction and HNTB Architects in association with Fentress Bradburn Architects and Bertram A. Bruton Architects. Numerous Colorado companies and hundreds of professional designers, engineers and construction tradesmen were involved in the construction of the new state-of-the-art facility.

Construction began during the summer of 1999, and official groundbreaking on the stadium was held on Aug. 17, 1999. The Broncos won the first game ever played in the new stadium, 31-24, over New Orleans on Aug. 25, 2001, in the preseason and won the first regular-season game, 31-20, at the facility on *Monday Night Football* against the New York Giants on Sept. 10, 2001.





SPORTS AUTHORITY FIELD AT MILE HIGH FACTS

BRONCOS' RECORD AT S.A.F. AT MILE HIGH

68-36 (.654) Regular Season / 4-2 (.667) Postseason

LOCATION

1701 Bryant Street in Denver, just west of Interstate 25, near downtown

DEVELOPER AND OWNER

Metropolitan Football Stadium District

SEATING

Capacity 76,125

(Lower Level-31,950 / Mid Level-19,100 /

Upper Level-25,075)

SUITES/CLUB SEATS

132 Luxury Suites on two levels / 8,800 club seats

AREA

Site: Approximately 83 acres

Footprint: 15.34 acres

Gross square footage: 1,693,000

ARCHITECT

HNTB Corporation, in association with Fentress Bradburn Architects and Bertram A. Bruton & Associates

CONTRACTOR

Turner Construction, Empire Construction, Alvarado Construction

BY THE NUMBERS:

- 1,717,000 square feet area
- 4,844,000 field man hours
- 300,000 cubic yards of excavation
- 85,000 cubic yards of concrete *(enough to build the foundations for all the houses in Trinidad, Colo. (pop. 9,900))*
- 12,000,000 pounds of reinforced steel
- 1,500,000 square feet of wire mesh
- 12,000 tons of structural steel
- 130,000 bricks
- 1,600,000 masonry blocks
- 1,000,000 square feet of drywall
- 500,000 square feet of sidewalks
- 2,100,000 square feet of asphalt paving *(equivalent to 16 miles of two-lane highway)*
- 256 miles of post tensioning cable *(enough to stretch from Trinidad, Colo., to Fort Collins, Colo.)*
- 35,000 linear feet of curb
- 130,000 square feet of curtainwall
- 31,000 square feet of suite windows
- 200,000 pounds of aluminum
- 30,000 square feet of glass
- 76,000 square feet of metal panels
- 1,500 plumbing fixtures
- 25,000 light fixtures
- 2,500 tons of cooling

BRONCOS STADIUM HISTORY

The Denver Broncos played nearly all of their home games for the first 41 seasons of club history in one building. Known since 1969 as Mile High Stadium, the facility opened in 1948 as Bears Stadium for the Denver Bears of baseball's old Western League with long range plans to utilize it for football as well. When Denver became a charter member of the American Football League in 1959, the south stands (8,100 seats) and portable east stands (9,616 seats) were added to give a capacity of 34,657 for football. The Broncos began play in 1960.

After Denver voters turned down a stadium bond issue to build an all-purpose metropolitan stadium in 1967, a non-profit group began a fundraising drive with the goal of purchasing the stadium for the city. In February 1968, the group bought the stadium from Rocky Mountain Empire Sports for \$1.8 million and presented it to the city of Denver. A 16,000-seat upper deck was immediately constructed over the west stands, raising the capacity to more than 50,000 for the 1968 season. In December 1968, the stadium was renamed Denver Mile High Stadium.

The Broncos posted a home record of 191-109-7 (.634) in 41 seasons of play from 1960-2000. With the exception of two games played at the University of Denver Stadium (1962 and '63 home openers; 1-1 record), every Broncos home game was played in the single facility known either as Bears Stadium or Mile High Stadium with the club posting a 190-108-7 (.638) record in the building. The Broncos went 19-40-2 (.328) from 1960-68 in Bears Stadium before posting a 171-68-5 (.711) record from 1969-2000 after the name was changed to Mile High Stadium.

The stadium was filled for every regular-season game from the beginning of the 1970 season through its final season in 2000. The Broncos sold out 237 consecutive regular-season games, and with postseason contests the total reached 250 over the 31-year period.


Expansion of Mile High Stadium, which began in 1975, was completed for the 1977 season to give the Broncos the seventh-largest home facility in the league. Denver voters passed a \$25 million bond issue in 1974 to expand and improve the stadium from its capacity of 51,706 to 75,100. The stadium held 63,532 for the 1976 season, halfway through the project.

Bringing the stadium to its final capacity of 76,098 in 1986 was the construction of 60 penthouse suites atop the west stands.

One of the unique aspects of Mile High Stadium was its movable east stands. The massive single section, when fully extended, formed a horseshoe configuration for football, and when retracted, was in position for

baseball. The three-tiered structure, measuring 535 feet in length, 135 feet in height and 200 feet in depth, weighed nearly nine million pounds and was moved a distance of 145 feet between the two configurations. The move was facilitated by a process involving a thin layer of water on which the structure moved. Water was pumped onto more than 90,000 square feet of runways and formed a .003-inch sheet upon which the stands rested. Hydraulic rams then pushed the stands forward at the rate of three feet per minute, making the move last somewhere around two hours.

Demolition of Mile High Stadium was completed in March 2002.



The Broncos played their home games at Mile High Stadium from their inception in 1960 until 2000. The facility, built in 1948, was known as Bears Stadium until 1969.

FAST FACTS

Broncos Home Record, 1960-2000

*(Bears Stadium/Mile High Stadium,
University of Denver Stadium):*

191-109-7 (.634)

Broncos Record at Bears Stadium/ Mile High Stadium:

190-108-7 (.638)

*19-40-2 (.328) as Bears Stadium, 1960-68
171-68-5 (.711) as Mile High Stadium, 1969-2000*

Broncos Record at U. of Denver Stadium

1-1 (.500)

First Broncos Game at Bears Stadium

Oct. 2, 1960
(Denver 31, Oakland 14)

Last Broncos Game at Mile High Stadium

Dec. 23, 2000
(Denver 38, San Francisco 9)

SPORTS AUTHORITY FIELD AT MILE HIGH SEATING DIAGRAM



DENVER BRONCOS HIGHLIGHT VIDEO

The Denver Broncos' highlight video for the 2014 season is titled, "Adaptation." It is available through NFL Films and can be obtained by calling (856) 778-1600. The NFL Films address is 330 Fellowship Road, Mt. Laurel, N.J. 08054.

SPORTS AUTHORITY FIELD AT MILE HIGH SINGLE-GAME RECORDS (2001-2014)

INDIVIDUAL PERFORMANCES

BY DENVER			BY OPPONENT		
Statistic	No.	Player (Game)	No.	Player (Game)	
Rushing Yards	228	Clinton Portis (Ari., 12/29/02)	259	Jamaal Charles (K.C., 1/3/10)	
Rushing Touchdowns	5	Clinton Portis (K.C., 12/7/03)	3	4x, last: R. Matthews (S.D., 1/2/11)	
Receptions	18	Brandon Marshall (S.D., 9/14/08)	14	2x, last: J. Blackmon (Jac., 10/13/13)	
Receiving Yards	226	Demaryius Thomas (Ari., 10/5/14)	190	Justin Blackmon (Jac., 10/13/13)	
Receiving Touchdowns	3	4x, last: D. Thomas (Mia., 11/23/14)	3	2x, last: R. Wayne (Ind., 10/29/06)	
Passing Yards	499	Jake Plummer (Atl., 10/31/04)	469	Matt Cassel (K.C., 11/14/11)	
Passing Touchdowns	7	Peyton Manning (Bal., 9/5/13)	4	4x, last: M. Schaub (Hou., 9/23/12)	
Passer Rating	157.2	Peyton Manning (S.F., 10/19/14)	142.4	Brett Favre (G.B., 10/29/07)	
Field Goals Made	5	Jason Elam (Mia., 10/13/02)	5	Nick Novak (S.D., 10/9/11)	
Sacks	4	Elvis Dumervil (Cle., 9/20/09)	3	A. Kampman (G.B., 10/29/07) OT	
Interceptions	4	Deltha O'Neal (K.C., 10/7/01)	2	4x, last: R. Moore (Ind., 9/7/14)	

TEAM PERFORMANCES

BY DENVER			BY OPPONENT		
Statistic	No.	Opponent (Date)	No.	Team (Date)	
Points	52	Philadelphia (9/29/13)	44	Kansas City (1/3/10)	
Touchdowns	7	4x, last: Philadelphia (9/29/13)	8	Oakland (10/24/10)	
Total Net Yards	568	Arizona (10/5/14)	524	Kansas City (1/3/10)	
Rushing Yards	270	Kansas City (12/7/03)	328	Oakland (10/24/10)	
Rushing Touchdowns	5	Kansas City (12/7/03)	5	Oakland (10/24/10)	
Passing Yards (Net)	499	Atlanta (10/31/04)	433	Kansas City (11/14/10)	
Passing Touchdowns	7	Baltimore (9/5/13)	4	3x, last: Kansas City (11/14/10)	
Sacks	7	Pittsburgh (10/12/03)	7	Detroit (10/30/11)	
Interceptions	5	New England (10/28/01)	3	5x, last: Washington (10/27/13)	
Fewest Points Allow.	0	N.Y. Jets (11/20/05)	3	2x, last: San Diego (11/22/09)	
Fewest Net Yds. Allow.	96	San Diego (11/16/03)	186	Washington (11/18/01)	
Fewest Rush Yds. Allow.	16	Kansas City (12/9/07)	14	Miami (11/2/08)	
Fewest Pass Yds. Allow.	26	Kansas City (12/30/12)	50	Kansas City (1/1/12)	
Takeaways	5	4x, last: Washington (10/27/13)	5	Seattle (12/3/06)	
Fewest Giveaways	0	23x, last: San Diego (10/23/14)	0	25x, last: Arizona (10/5/14)	
Turnover Ratio	+4	3x, last: Seattle (9/19/10)	+4	Seattle (12/3/06)	

BRONCOS STATS CREW

The Denver Broncos' stats crew, regarded as one of the best in the NFL, is responsible for tracking all statistical information during home games. The eight-man crew has a combined 191 years of experience recording football statistics and is a vital part of the Broncos' gameday operation.



Dave Einspahr
32 Years Exp.
Official Scorer



Jim Motsinger
30 Years Exp.
Data Entry



Don Nichols
3 Years Exp.
Rushing



David Plati
35 Years Exp.
Miscellaneous



Dan Riley
23 Years Exp.
"Catch All"



Art Rosener
33 Years Exp.
Passing



Jerry Valdes
12 Years Exp.
Spotter/Defense



Sax Willson
24 Years Exp.
Auditor

BRONCOS RADIO NETWORK



It's a Rocky Mountain tradition: 850 KOA and the Denver Broncos. For the 46th consecutive season, Denver's 50,000-watt station serves as the flagship for the Denver Broncos game broadcast network.

Additionally, 850 KOA's FM sister station, 103.5 The Fox, will simulcast the games along with more than 60 Broncos Radio Network affiliates throughout the West.

Dave Logan, who leads KOA's broadcast crew as the play-by-play announcer, is in his 19th full season as voice of the Broncos following seven years as color analyst on the broadcasts.

A Colorado native and 1971 winner of The Denver Post Gold Helmet Award, he is one of two athletes (along with Dave Winfield) drafted by franchises in Major League Baseball, the NBA and the NFL. Logan

chose the latter, starring for the Cleveland Browns from 1976-83 and ascending into the top five of virtually every receiving category in the franchise's record books. He played his final season in Denver in 1984.

Since then, Logan has brought his love for sports and knowledge of the games to Colorado radio listeners as co-host of 850 KOA's "Colorado Afternoon News" from 3-7 p.m. He was named 1997 Broadcast Citizen of the Year in Colorado and has been Colorado Sportscaster of the Year three times (1992-93 and '98).

Logan also is one of the most accomplished prep football coaches in the country as he is the only coach in history to lead four different schools to a state title at the highest classification (seven championships total). He is in his fourth season coaching at Cherry Creek High School, winner of the 2014 Class 5A state championship. He was named the Denver Broncos' Don Shula NFL Coach of the Year nominee in 2010 and was named a finalist for the national award in 2014, recognizing his integrity, achievement and leadership demonstrated by the winningest coach in NFL history. He was also the recipient of the Denver Athletic Club's Career Achievement Award in 2012.

Ed McCaffrey joins Logan for his fourth full season providing color commentary for the Broncos' radio network. He was a guest commentator for three radio games in 2009 and is also a football analyst for Altitude Sports and Entertainment.

The former Broncos wide-receiver won two of his three Super Bowl rings with the Broncos (1997, '98) and was voted to the pro bowl in 1998. He finished his career with 565 receptions for 7,422 yards and 55 touchdowns, and ranks fourth on the Broncos' all-time receiving list for both catches (462) and yards (6,200), and third in touchdowns (46). His best season came in 2000 when he caught a then-Broncos-record 101 passes (3rd in the NFL) for 1,317 yards and nine touchdowns. He retired from the NFL in 2004 after 13 seasons.

As respected as he was on the field, McCaffrey has made an equally significant impact off the field-hosting annual football camps in Colorado. He and his wife Lisa are the parents of four boys, and are very active in the community through their foundation, which strives to improve the lives of children, particularly in Colorado.

DENVER BRONCOS RADIO NETWORK 2015 AFFILIATE STATIONS

COLORADO

Alamosa	KALQ	93.5 FM
Aspen	KNFO	106.1 FM
Breckenridge	KSMT	102.1 FM
Buena Vista	KBVC	104.1 FM
Canon City	KSTY	104.5 FM
Colo. Spgs./Pueblo	KDZA	107.9 FM
Craig	KRAI	550 AM
Denver	KRFK	103.5 FM
Durango	KRSJ	100.5 FM
Fort Collins	KCOL	600 AM
Fort Morgan	KSIR	1010 AM
Glenwood Springs	KMTS	99.1 FM
Grand Junction	KSTR	96.1 FM
Gunnison	KPKE	1490 AM
Lamar	KVAY	105.7 FM
Pagosa Springs	KWUF	1400 AM
Pueblo	KCCY	1350 AM
Rifle	KNAM	1490 AM
Salida	KVRH	1340 AM
Steamboat Springs	KTVY	98.9 FM
Sterling	KPMX	105.7 FM
Trinidad	KCRT	92.5 FM
Walsenburg	KSPK	102.3 FM

INDIANA

Lafayette	WYCM	96.5 FM
-----------	------	---------

KANSAS

Goodland	KKCI	102.5 FM
Great Bend	KZRS	107.9 FM
Hays	KRMR	105.7 FM
Salina	KDJM	101.7 FM

MONTANA

Billings/Laurel	KBSR	1490 AM
Hardin	KHDN	1230 AM
Kalispell	KOFI	1180 AM

NEBRASKA

Chadron	KCSR	610 AM
Lincoln	KLIN	1400 AM/945 FM
McCook	KBRL	1300 AM
North Platte	KODQ	1410 AM
Scottsbluff	KNEB	960 AM

NEVADA

Las Vegas	KMZQ	670 AM
-----------	------	--------

NEW MEXICO

Albuquerque	KIVA	1600 AM/95.9 FM
Artesia	KSVP	990 AM
Farmington	KCQL	1340 AM
Ruidoso	KEDU	102.3 FM

OKLAHOMA

Norman	KREF	1400 AM
--------	------	---------

SOUTH DAKOTA

Belle Fourche	KBFS	1450 AM
Rapid City	KOTA	1380 AM

TEXAS

Lubbock	KKAM	1340 AM
---------	------	---------

UTAH

Salt Lake City	KFMZ	1320 AM
----------------	------	---------

WYOMING


Buffalo	KBBS	1450 AM
Casper	KTWO	1030 AM
Cheyenne	KFCB	1240 AM
Cody	KTAG	97.9 FM
Cody/Worland/Bufallo	KCGL	104.1 FM
Douglas	KKTY	1470 AM
Evanston	KEVA	1240 AM
Gillette	KOAL	750 AM
Glendive	KDZN	96.5 FM
Green River	KFRZ	92.1 FM
Kemmerer	KDWF	105.3 FM
Lander	KOVE	1330 AM
Laramie	KOWB	1290 AM
Pinedale	KFEZ	104.3 FM
Powell	KPOW	1260 AM
Riverton	KWYV	99.1 FM
Saratoga	KTGA	99.3 FM
Sheridan	KWYO	1410 AM
Sheridan	KSHW	87.7 FM
Torrington	KGDS	1490 AM
Wheatland	KYCN	1340 AM
Worland	KWOR	1340 AM

BRONCOS TELEVISION PARTNER


KUSA (9News) is the Denver Broncos' official television partner for the fifth consecutive season in 2015. Serving as the club's primary television home during the Broncos' back-to-back Super Bowl championship seasons in 1997-98, and as recently as 2003, Colorado's News Leader provides quality Broncos content that brings fans closer to the team. 9News also works in collaboration with the Broncos on various year-round community initiatives.

As the Broncos' partner television station, the NBC affiliate with the market's most comprehensive pregame show will carry all four of Denver's preseason contests and three more regular season games. Additionally, 9News will host a series of weekly Broncos-related programs, including Broncos Game Day Live on Sundays from 9-9:30 a.m., The Broncos Huddle on Wednesdays from 6:30-7 p.m., Broncos Sideline Stories on Saturdays at 9:30 p.m. on KTVD (and Sunday mornings from 9:30-10 a.m. on 9News) and Broncos Tonight on Sundays from 10:37-11 p.m., along with regular content with Broncos Executive Vice President of Football Operations/General Manager John Elway, Head Coach Gary Kubiak, former Vice President of Public Relations Jim Saccomano and key players throughout the season.

Broncos Insider Mike Klis and on-air personalities Drew Soicher, Rod Mackey and Aaron Matas will spearhead 9News' in-depth, exclusive programming both over the air and digitally on 9News.com to bring Broncos fans up-to-date information about their team.



Aaron MATAS Drew SOICHER Rod MACKEY Mike KLIS

9NEWS 

HOME OF THE
BRONCOS

PRESEASON GAMES • COMPREHENSIVE SEASON COVERAGE
Broncos Game Day Live • Broncos Huddle • Broncos Sideline Stories • Broncos Tonight

FUTURE SUPER BOWLS

Super Bowl 50	February 7, 2016.....	Levi's Stadium, San Francisco
Super Bowl LI	February 5, 2017.....	NRG Stadium, Houston
Super Bowl LII	February 4, 2018.....	Vikings Stadium, Minneapolis
Super Bowl LIII	February 3, 2019.....	TBD

GAMES IN EXTREME TEMPERATURES IN DENVER BRONCOS HISTORY

(Note – Wind chill figures are included only when noted on the play-by-play)

Coldest Games

Date	Game	Temp.	Wind Chill
Dec. 18, 1983	at Kansas City	0	-30
Dec. 17, 2000	at Kansas City	9	-1
Dec. 10, 1972	vs. San Diego	9	
Jan. 12, 2013	vs. Baltimore	13	
Dec. 20, 1981	at Chicago	14	
Dec. 19, 2004	at Kansas City	15	-1
Dec. 3, 2006	vs. Seattle	16	16
Dec. 21, 2008	vs. Buffalo	17	7
Dec. 8, 2013	vs. Tennessee	18	11
Nov. 28, 2004	vs. Oakland	18	9
Nov. 23, 2003	vs. Chicago	18	8
Jan. 1, 1978	vs. Oakland	18	
Dec. 14, 1975	vs. Philadelphia	18	

Warmest Games

Date	Game	Temp.
Sept. 23, 2001	at Arizona	103
Sept. 11, 1983	at Baltimore	99
Sept. 9, 1990	at Los Angeles Raiders	94
Sept. 19, 2010	vs. Seattle	91
Sept. 3, 1995	vs. Buffalo	91
Sept. 12, 1993	vs. San Diego	91
Sept. 12, 2010	at Jacksonville	90
Sept. 27, 1998	at Washington	90
Sept. 1, 1996	vs. N.Y. Jets	90
Sept. 3, 1978	vs. Oakland	90
Sept. 11, 2005	at Miami	89
Sept. 16, 2007	vs. Oakland	87
Sept. 4, 1994	vs. San Diego	87

BRONCOS ALL-TIME TRAINING CAMP SITES

1960-61	Colorado School of Mines.....	Golden, Colo.
1962-64	Colorado State University.....	Fort Collins, Colo.
1965-66	Colorado School of Mines.....	Golden, Colo.
1967-71	Broncos headquarters.....	Adams County, Colo.
1972-75	California Poly-Pomona.....	Pomona, Calif.
1976-81	Colorado State University.....	Fort Collins, Colo.
1982-2002	University of Northern Colorado.....	Greeley, Colo.
2003-15	Paul D. Bowlen Memorial Broncos Centre.....	Englewood, Colo.

BRONCOS ALL-TIME RECORD ON ARTIFICIAL TURF

Opponent	Stadium	Reg. Season	Postseason
Atlanta Falcons	Georgia Dome	2-1	
Baltimore Ravens	M&T Bank Stadium	1-3	
Buffalo Bills	Rich Stadium/Ralph Wilson Stadium	6-7	0-1
Chicago Bears	Soldier Field	1-3	
Cincinnati Bengals	Riverfront Stadium/Paul Brown Stadium	5-5	
Dallas Cowboys	Texas Stadium/Superdome/Cowboys Stadium	3-2	0-1
Detroit Lions	Silverdome/Ford Field	2-3	
Houston Oilers	Astrodome	3-6	0-1
Indianapolis Colts	Hoosier Dome/RCA Dome/Lucas Oil Stadium	3-5	0-2
Kansas City Chiefs	Arrowhead Stadium	9-12	
Miami Dolphins	Orange Bowl	0-4	
Minnesota Vikings	Metrodome	3-3	
New England Patriots	Schaefer Stadium/Gillette Stadium	0-6	0-1
New Orleans Saints	Superdome	3-1	
New York Giants	Giants Stadium/MetLife Stadium	2-3	
New York Jets	Giants Stadium/MetLife Stadium	4-3	
Philadelphia Eagles	Veterans Stadium	1-4	
Pittsburgh Steelers	Three Rivers Stadium	5-4	1-1
San Francisco 49ers	Superdome		0-1
St. Louis Cardinals	Busch Stadium	0-0-1	
St. Louis Rams	Trans World Dome/Edward Jones Dome	0-3	
Seattle Seahawks	Kingdome/Husky Stadium/CenturyLink Field	13-14	0-1
	MetLife Stadium		0-1
Total		66-92-1 (.415)	1-10 (.090)

MEDIA INFORMATION

The Broncos' media guide was prepared to assist in the coverage of Denver's 2015 NFL season. For additional information, please contact a member of the public relations staff:

DENVER BRONCOS PUBLIC RELATIONS CONTACTS:

PATRICK SMYTH: Vice President of Public Relations (303) 264-5536 / patrick.smyth@broncos.nfl.net
ERICH SCHUBERT: Senior Manager of Media Relations (303) 264-5503 / erich.schubert@broncos.nfl.net
REBECCA VILLANUEVA: Corporate Communications Manager... (303) 264-5598 / rebecca.villanueva@broncos.nfl.net
SETH MEDVIN: Media Relations Coordinator (303) 264-5608 / seth.medvin@broncos.nfl.net

The Broncos have a media website (<http://media.denverbroncos.com>) designed to serve the needs of all media who cover the club. The site contains the most up-to-date and complete information on the team, as well as a photo database for convenient download of high-resolution images. The media website also serves as the **primary means to request credentials for Broncos home games through our online credentialing process.**

Requests for game credentials must be formally made by Tuesday of the week of each home game, and credentials may be picked up at the media will call window in the North tunnel of Sports Authority Field at Mile High on game day. Should transmission facilities be required, please arrange for same through local representatives.

As a general rule, the Denver Broncos do not issue any types of press credentials to weekly newspapers or magazines unless they are of national circulation on specific assignment.

It is understood that all credentials will be used for the purpose for which they were issued without exception. Violation of this policy will subject the bearer to ejection from Sports Authority Field at Mile High.

WORKING PRESS: Admittance to the Broncos' press box is restricted to the WORKING PRESS ONLY. Credentials are marked with individual identification. Passes are non-transferable.

PHOTOGRAPHERS: Photographers are asked to take special note of the following conditions for use of press credentials, as set by the National Football League:

NOTICE OF CREDENTIAL USE CONDITIONS

"The terms and conditions governing use of this credential are set forth in the Notice of Credential Use and summarized in the 2015 Credential Memo, both of which are available at www.nflmedia.com and incorporated herein by reference. By accepting this credential, you acknowledge that you have read and are bound by the terms and conditions set forth in the Notice of Credential Use and summarized in the 2015 Credential Memo."

Sideline photo passes will be tightly controlled by the public relations department and are generally limited to photographers shooting for a major metropolitan daily newspaper, wire service, or magazine of national circulation on specific assignment. As a general rule, field photo passes used for still photography will not be granted locker room access postgame.

RADIO-TELEVISION: In making requests for broadcast credentials, please specify requirements for spotters and/or statisticians.

STADIUM ACCESS: To get to Sports Authority Field at Mile High, which is located at 17th Avenue and Bryant Street, take Interstate 25 to the Sports Authority Field at Mile High Exit (Southbound, it is the 23rd Ave. Exit; Northbound it is the 17th Avenue Exit). The press entrance and media will call are located at the north tunnel of the stadium.

DRIVING INSTRUCTIONS TO SPORTS AUTHORITY FIELD AT MILE HIGH FROM DENVER INTERNATIONAL AIRPORT: Exit airport on Pena Boulevard and continue to Interstate 70. Take Interstate 70 West to Interstate 25 South. Continue on I-25 South and exit at 23rd Ave. Go straight through the intersection onto a special frontage road, and then follow the directions to Lots H, I, J and K. **If you do not already have a parking pass in hand, you will not be able to gain access to the frontage road.**

DRIVING INSTRUCTIONS TO DENVER INTERNATIONAL AIRPORT FROM SPORTS AUTHORITY FIELD AT MILE HIGH: Depending on your lot location, follow signs to Interstate 25 North. To do so you can take 20th Avenue East to Clay Street, turning left at Clay and proceeding to 23rd Avenue. Take a right at 23rd Avenue and continue to Interstate 25 entrances. Another route would be to follow Bryant Street (which runs north-south on the east side of the stadium) to 17th Avenue East, which will continue beneath an overpass and take you directly to I-25 North. Take I-25 North to I-70 East. Follow the signs to DIA. Please allow 45 minutes from Sports Authority Field at Mile High to DIA.

POST-GAME TRANSPORTATION: Please advise Broncos PR personnel as soon as possible should you require transportation following the game. The amount of time you must wait will obviously decline as time goes by following the conclusion of the game. Should you wish to make your own arrangements, the numbers of local cab companies are 303-777-7777 and 303-333-3333.